

# 2011 APNA

Arkansas Prevention Needs Assessment Student Survey



Region 10 Tables

**Arkansas Department of Human Services  
Division of Behavioral Health Services**

Conducted by International Survey Associates dba Pride Surveys



## Contents

1	INTRODUCTION	11
2	PERCENTAGE TABLES	16

## List of Tables

1	Sex	17
2	Age	17
3	Are you Hispanic or Latino?	17
4	What is your race? Black or African American	18
5	What is your race? Asian	18
6	What is your race? American Indian	18
7	What is your race? Alaska Native	18
8	What is your race? White	19
9	What is your race? Native Hawaiian or Other Pacific Islander	19
10	What is your race? Other	19
11	What is the highest level of schooling completed by your mother or father?	20
12	Think of where you live most of the time. Which of the following people live there with you? Mother	20
13	Think of where you live most of the time. Which of the following people live there with you? Stepmother	20
14	Think of where you live most of the time. Which of the following people live there with you? Foster Mother	21
15	Think of where you live most of the time. Which of the following people live there with you? Grandmother	21
16	Think of where you live most of the time. Which of the following people live there with you? Aunt	21
17	Think of where you live most of the time. Which of the following people live there with you? Father	21
18	Think of where you live most of the time. Which of the following people live there with you? Stepfather	22
19	Think of where you live most of the time. Which of the following people live there with you? Foster Father	22
20	Think of where you live most of the time. Which of the following people live there with you? Grandfather	22
21	Think of where you live most of the time. Which of the following people live there with you? Uncle	22
22	Think of where you live most of the time. Which of the following people live there with you? Other Adults	23
23	Think of where you live most of the time. Which of the following people live there with you? Brother(s)	23
24	Think of where you live most of the time. Which of the following people live there with you? Stepbrother(s)	23
25	Think of where you live most of the time. Which of the following people live there with you? Sister(s)	23
26	Think of where you live most of the time. Which of the following people live there with you? Stepsister(s)	24

27	Think of where you live most of the time. Which of the following people live there with you? Other Children . . . . .	24
28	In my school, students have lots of chances to help decide things like class activities and rules. . . . .	24
29	Teachers ask me to work on special classroom projects. . . . .	24
30	My teacher(s) notices when I am doing a good job and lets me know about it. . . . .	25
31	There are lots of chances for students in my school to get involved in sports, clubs, and other school activities outside of class. . . . .	25
32	There are lots of chances for students in my school to talk with a teacher one-on-one. . . . .	25
33	I feel safe at my school. . . . .	26
34	The school lets my parents know when I have done something well. . . . .	26
35	My teachers praise me when I work hard in school. . . . .	26
36	Are your school grades better than the grades of most students in your class? . . . . .	27
37	I have lots of chances to be part of class discussions or activities. . . . .	27
38	Now thinking back over the past year in school, how often did you: enjoy being in school? . . . . .	27
39	Now thinking back over the past year in school, how often did you: hate being in school? . . . . .	28
40	Now thinking back over the past year in school, how often did you: try to do your best work in school? . . . . .	28
41	How often do you feel that the school work you are assigned is meaningful and important? . . . . .	28
42	Putting them all together, what were your grades like last year? . . . . .	29
43	How important do you think the things you are learning in school are going to be for your later life? . . . . .	29
44	How interesting are most of your courses to you? . . . . .	29
45	During the LAST FOUR WEEKS how many whole days of school have you missed because you skipped or 'cut'? . . . .	30
46	What are the chances you would be seen as cool if you: smoked cigarettes? . . . . .	30
47	What are the chances you would be seen as cool if you: worked hard at school? . . . . .	30
48	What are the chances you would be seen as cool if you: began drinking alcoholic beverages regularly, that is, at least once or twice a month? . . . . .	31
49	What are the chances you would be seen as cool if you: defended someone who was being verbally abused at school? . . . . .	31
50	What are the chances you would be seen as cool if you: smoked marijuana? . . . . .	31
51	What are the chances you would be seen as cool if you: carried a handgun? . . . . .	32

52	What are the chances you would be seen as cool if you: regularly volunteered to do community service? . . . . .	32
53	Think of your four best friends (the friends you feel closest to). In the past year (12 months), how many of your best friends have: participated in clubs, organizations or activities at school? . . . . .	32
54	Think of your four best friends (the friends you feel closest to). In the past year (12 months), how many of your best friends have: smoked cigarettes? . . . . .	33
55	Think of your four best friends (the friends you feel closest to). In the past year (12 months), how many of your best friends have: tried beer, wine or hard liquor (for example, vodka, whiskey, or gin) when their parents didn't know about it? . . . . .	33
56	Think of your four best friends (the friends you feel closest to). In the past year (12 months), how many of your best friends have: made a commitment to stay drug-free? . . . . .	33
57	Think of your four best friends (the friends you feel closest to). In the past year (12 months), how many of your best friends have: used marijuana? . . . . .	34
58	Think of your four best friends (the friends you feel closest to). In the past year (12 months), how many of your best friends have: tried to do well in school? . . . . .	34
59	Think of your four best friends (the friends you feel closest to). In the past year (12 months), how many of your best friends have: used LSD, cocaine, amphetamines, or other illegal drugs? . . . . .	34
60	Think of your four best friends (the friends you feel closest to). In the past year (12 months), how many of your best friends have: been suspended from school? . . . . .	35
61	Think of your four best friends (the friends you feel closest to). In the past year (12 months), how many of your best friends have: liked school? . . . . .	35
62	Think of your four best friends (the friends you feel closest to). In the past year (12 months), how many of your best friends have: carried a handgun? . . . . .	35
63	Think of your four best friends (the friends you feel closest to). In the past year (12 months), how many of your best friends have: sold illegal drugs? . . . . .	36
64	Think of your four best friends (the friends you feel closest to). In the past year (12 months), how many of your best friends have: regularly attended religious services? . . . . .	36
65	Think of your four best friends (the friends you feel closest to). In the past year (12 months), how many of your best friends have: stolen or tried to steal a motor vehicle such as a car or motorcycle? . . . . .	36
66	Think of your four best friends (the friends you feel closest to). In the past year (12 months), how many of your best friends have: been arrested? . . . . .	37

67	Think of your four best friends (the friends you feel closest to). In the past year (12 months), how many of your best friends have: dropped out of school? . . . . .	37
68	Think of your four best friends (the friends you feel closest to). In the past year (12 months), how many of your best friends have: been members of a gang? . . . . .	37
69	How old were you when you first: smoked marijuana? . . . . .	38
70	How old were you when you first: smoked a cigarette, even just a puff? . . . . .	38
71	How old were you when you first: had more than a sip or two of beer, wine or hard liquor (for example, vodka, whiskey, or gin)? . . .	39
72	How old were you when you first: began drinking alcoholic beverages regularly, that is, at least once or twice a month? . . . . .	39
73	How old were you when you first: used phenoxydine (pox, px, breeze)?	40
74	How old were you when you first: got suspended from school? . . .	40
75	How old were you when you first: got arrested? . . . . .	41
76	How old were you when you first: carried a handgun? . . . . .	41
77	How old were you when you first: attacked someone with the idea of seriously hurting them? . . . . .	42
78	How old were you when you first: belonged to a gang? . . . . .	42
79	How wrong do you think it is for someone your age to: take a handgun to school? . . . . .	43
80	How wrong do you think it is for someone your age to: steal anything worth more than \$5? . . . . .	43
81	How wrong do you think it is for someone your age to: pick a fight with someone? . . . . .	43
82	How wrong do you think it is for someone your age to: attack someone with the idea of seriously hurting them? . . . . .	44
83	How wrong do you think it is for someone your age to: stay away from school all day when their parents think they are at school? . .	44
84	How wrong do you think it is for someone your age to: drink beer, wine or hard liquor (for example, vodka, whiskey, or gin) regularly? .	44
85	How wrong do you think it is for someone your age to: smoke cigarettes? . . . . .	45
86	How wrong do you think it is for someone your age to: smoke marijuana? . . . . .	45
87	How wrong do you think it is for someone your age to: use LSD, cocaine, amphetamines or another illegal drug? . . . . .	45
88	At school during the past 12 months, did you receive help from the resource teacher, speech therapist or other special education teacher?	46
89	How many times in the past year (12 months) have you: been suspended from school? . . . . .	46
90	How many times in the past year (12 months) have you: carried a handgun? . . . . .	46

91	How many times in the past year (12 months) have you: sold illegal drugs? . . . . .	47
92	How many times in the past year (12 months) have you: stolen or tried to steal a motor vehicle such as a car or motorcycle? . . . . .	47
93	How many times in the past year (12 months) have you: participated in clubs, organizations or activities at school? . . . . .	48
94	How many times in the past year (12 months) have you: been arrested?	48
95	How many times in the past year (12 months) have you: done extra work on your own for school? . . . . .	49
96	How many times in the past year (12 months) have you: attacked someone with the idea of seriously hurting them? . . . . .	49
97	How many times in the past year (12 months) have you: been drunk or high at school? . . . . .	50
98	How many times in the past year (12 months) have you: volunteered to do community service? . . . . .	50
99	How many times in the past year (12 months) have you: taken a handgun to school? . . . . .	51
100	Are you currently on probation, or assigned a probation officer with Juvenile Court? . . . . .	51
101	Have you ever belonged to a gang? . . . . .	51
102	If you have ever belonged to a gang, did that gang have a name? . .	52
103	How many times have you done the following things? done what feels good no matter what. . . . .	52
104	How many times have you done the following things? done something dangerous because someone dared you to do it. . . . .	52
105	How many times have you done the following things? done crazy things even if they are a little dangerous. . . . .	53
106	You're looking at CD's in a music store with a friend. You look up and see her slip a CD under her coat. She smiles and says 'Which one do you want? Go ahead, take it while nobody's around.' There is nobody in sight, no employees and no other customers. What would you do now? . . . . .	53
107	You are visiting another part of town, and you don't know any of the people your age there. You are walking down the street, and some teenager you don't know is walking toward you. He is about your size, and as he is about to pass you, he deliberately bumps into you and you almost lose your balance. What would you say or do? .	53
108	You are at a party at someone's house, and one of your friends offers you a drink containing alcohol. What would you say or do? . . . . .	54
109	It's 8:00 on a weeknight and you are about to go over to a friend's home when your mother asks you where you are going. You say 'Oh, just going to go hang out with some friends.' She says, 'No, you'll just get into trouble if you go out. Stay home tonight.' What would you do now? . . . . .	54
110	How often do you attend religious services or activities? . . . . .	54

111	I do the opposite of what people tell me, just to get them mad. . . .	55
112	I like to see how much I can get away with. . . . .	55
113	I ignore rules that get in my way. . . . .	55
114	I think sometimes it's okay to cheat at school. . . . .	56
115	It is important to think before you act. . . . .	56
116	Sometimes I think that life is not worth it. . . . .	56
117	At times I think I am no good at all. . . . .	57
118	All in all, I am inclined to think that I am a failure. . . . .	57
119	In the past year, have you felt depressed or sad MOST days, even if you felt okay sometimes? . . . . .	57
120	It is all right to beat up people if they start the fight. . . . .	58
121	I think it is okay to take something without asking if you can get away with it. . . . .	58
122	Sometimes we don't know what we will do as adults, but we may have an idea. Please answer how true these statements may be for you. WHEN I AM AN ADULT I WILL: smoke cigarettes. . . . .	58
123	Sometimes we don't know what we will do as adults, but we may have an idea. Please answer how true these statements may be for you. WHEN I AM AN ADULT I WILL: drink beer, wine, or liquor. . . . .	59
124	Sometimes we don't know what we will do as adults, but we may have an idea. Please answer how true these statements may be for you. WHEN I AM AN ADULT I WILL: smoke marijuana. . . . .	59
125	Sometimes we don't know what we will do as adults, but we may have an idea. Please answer how true these statements may be for you. WHEN I AM AN ADULT I WILL: use LSD, cocaine, amphetamines or another illegal drug. . . . .	59
126	How much do you think people risk harming themselves (physically or in other ways) if they: smoked one or more packs of cigarettes per day? . . . . .	60
127	How much do you think people risk harming themselves (physically or in other ways) if they: try marijuana once or twice? . . . . .	60
128	How much do you think people risk harming themselves (physically or in other ways) if they: smoke marijuana regularly? . . . . .	60
129	How much do you think people risk harming themselves (physically or in other ways) if they: take one or two drinks of an alcoholic beverage (beer, wine, liquor) nearly every day? . . . . .	61
130	How much do you think people risk harming themselves (physically or in other ways) if they: have five or more drinks once or twice each weekend? . . . . .	61
131	Have you ever used smokeless tobacco (chew, snuff, plug, dipping tobacco, or chewing tobacco)? . . . . .	61
132	How often have you taken smokeless tobacco during the past 30 days? . . . . .	62
133	Have you ever smoked cigarettes? . . . . .	62
134	How frequently have you smoked cigarettes during the past 30 days? . . . . .	62

135	Which statement best describes rules about smoking inside your home? . . . . .	63
136	Which statement best describes rules about smoking in your family cars? . . . . .	63
137	During this school year, were you taught in any of your classes about the dangers of tobacco use? . . . . .	64
138	During the past 12 months, have you participated in any community activities to discourage people your age from using cigarettes, chewing tobacco, snuff, dip or cigars? . . . . .	64
139	On how many occasions have you had alcoholic beverages (beer, wine or hard liquor) to drink in your lifetime - more than just a few sips? . . . . .	64
140	On how many occasions have you had beer, wine or hard liquor to drink during the past 30 days? . . . . .	65
141	On how many occasions have you used marijuana (grass, pot) or hashish (hash, hash oil) in your lifetime? . . . . .	65
142	On how many occasions have you used marijuana (grass, pot) or hashish (hash, hash oil) during the past 30 days? . . . . .	65
143	On how many occasions have you used LSD or other psychedelics in your lifetime? . . . . .	66
144	On how many occasions have you used LSD or other psychedelics during the past 30 days? . . . . .	66
145	On how many occasions have you used cocaine or crack in your lifetime? . . . . .	66
146	On how many occasions have you used cocaine or crack during the past 30 days? . . . . .	67
147	On how many occasions have you sniffed glue, breathed the contents of an aerosol spray can, or inhaled other gases or sprays, in order to get high in your lifetime? . . . . .	67
148	On how many occasions have you sniffed glue, breathed the contents of an aerosol spray can, or inhaled other gases or sprays, in order to get high during the past 30 days? . . . . .	68
149	On how many occasions have you used phenoxydine (pox, px, breeze) in your lifetime? . . . . .	68
150	On how many occasions have you used phenoxydine (pox, px, breeze) during the past 30 days? . . . . .	69
151	On how many occasions have you used sedatives (tranquilizers, such as Valium or Xanax, barbiturates, or sleeping pills) without a doctor telling you to take them, in your lifetime? . . . . .	69
152	On how many occasions have you used sedatives (tranquilizers, such as Valium or Xanax, barbiturates, or sleeping pills) without a doctor telling you to take them, during the past 30 days? . . . . .	70
153	On how many occasions have you used methamphetamines (meth, speed, crank, crystal meth) in your lifetime? . . . . .	70



154	On how many occasions have you used methamphetamines (meth, speed, crank, crystal meth) in the past 30 days? . . . . .	71
155	On how many occasions have you used stimulants, other than Methamphetamines (such as amphetamines, Ritalin or Dexedrine) without a doctor telling you to take them, in your lifetime? . . . . .	71
156	On how many occasions have you used stimulants, other than Methamphetamines (such as amphetamines, Ritalin or Dexedrine) without a doctor telling you to take them, during the past 30 days? . . . . .	72
157	On how many occasions have you used heroin or other opiates in your lifetime? . . . . .	72
158	On how many occasions have you used heroin or other opiates during the past 30 days? . . . . .	73
159	On how many occasions have you used MDMA ('X', 'E', or ecstasy) in your lifetime? . . . . .	73
160	On how many occasions have you used MDMA ('X', 'E', or ecstasy) during the past 30 days? . . . . .	73
161	On how many occasions have you taken prescription drugs (such as Valium, Xanax, Ritalin, Adderall, OxyContin, Darvocet, or sleeping pills) on your own-that is, without a doctor telling you to take them in your lifetime? . . . . .	74
162	On how many occasions have you taken prescription drugs (such as Valium, Xanax, Ritalin, Adderall, OxyContin, Darvocet, or sleeping pills) on your own-that is, without a doctor telling you to take them during the past 30 days? . . . . .	74
163	On how many occasions have you taken non-prescription medicines such as diet pills (for example, Dietac, Dexatrim or Prolamine), stay-awake pills (for example No-Doz, Vivarin, or Wake), or cough or cold medicines (robos, DXM, etc.) to get high in your lifetime? . . . . .	75
164	On how many occasions have you taken non-prescription medicines such as diet pills (for example, Dietac, Dexatrim or Prolamine), stay-awake pills (for example No-Doz, Vivarin, or Wake), or cough or cold medicines (robos, DXM, etc.) to get high during the past 30 days? . . . . .	75
165	On how many occasions have you been drunk or very high from drinking alcoholic beverages during the past 30 days? . . . . .	76
166	On how many occasions have you drunk flavored alcoholic beverages, sometimes called 'alcopops' (like Mike's Hard Lemonade, Smirnoff Ice, Bacardi Breezers, etc.) in your lifetime? . . . . .	76
167	On how many occasions have you drunk flavored alcoholic beverages, sometimes called 'alcopops' (like Mike's Hard Lemonade, Smirnoff Ice, Bacardi Breezers, etc.) during the past 30 days? . . . . .	77
168	Think back over the last two weeks. How many times have you had five or more alcoholic drinks in a row? . . . . .	77
169	During the past 30 days, how many times did you ride in a car or other vehicle driven by someone who had been drinking alcohol? . . . . .	77

170	During the past 30 days, how many times did you drive a car or other vehicle when you had been drinking alcohol? . . . . .	78
171	If you drank alcohol (not just a sip or taste) in the past year, how did you usually get it? . . . . .	78
172	If you drank alcohol (not just a sip or taste) in the past year, where did you usually drink it? . . . . .	79
173	During the last month, about how many marijuana cigarettes, or the equivalent, did you smoke a day, on the average? . . . . .	79
174	How wrong would most adults (over 21) in your neighborhood think it is for kids your age: to use marijuana? . . . . .	80
175	How wrong would most adults (over 21) in your neighborhood think it is for kids your age: to drink alcohol? . . . . .	80
176	How wrong would most adults (over 21) in your neighborhood think it is for kids your age: to smoke cigarettes? . . . . .	80
177	How much do each of the following statements describe your neighborhood? crime and/or drug selling . . . . .	81
178	How much do each of the following statements describe your neighborhood? fights . . . . .	81
179	How much do each of the following statements describe your neighborhood? lots of empty or abandoned buildings . . . . .	81
180	How much do each of the following statements describe your neighborhood? lots of graffiti . . . . .	82
181	If I had to move, I would miss the neighborhood I now live in. . . . .	82
182	My neighbors notice when I am doing a good job and let me know about it. . . . .	82
183	I like my neighborhood. . . . .	83
184	There are lots of adults in my neighborhood I could talk to about something important. . . . .	83
185	I'd like to get out of my neighborhood. . . . .	83
186	There are people in my neighborhood who are proud of me when I do something well. . . . .	84
187	There are people in my neighborhood who encourage me to do my best. . . . .	84
188	I feel safe in my neighborhood. . . . .	84
189	Which of the following activities for people your age are available in your community? sports teams? . . . . .	85
190	Which of the following activities for people your age are available in your community? scouting? . . . . .	85
191	Which of the following activities for people your age are available in your community? boys and girls clubs? . . . . .	85
192	Which of the following activities for people your age are available in your community? 4-H clubs? . . . . .	85
193	Which of the following activities for people your age are available in your community? service clubs? . . . . .	86

194	If a kid smoked marijuana in your neighborhood would he or she be caught by the police? . . . . .	86
195	If a kid drank some beer, wine or hard liquor (for example, vodka, whiskey, or gin) in your neighborhood would he or she be caught by the police? . . . . .	86
196	If a kid carried a handgun in your neighborhood would he or she be caught by the police? . . . . .	87
197	If you wanted to get some cigarettes, how easy would it be for you to get some? . . . . .	87
198	If you wanted to get some beer, wine or hard liquor (for example, vodka, whiskey, or gin), how easy would it be for you to get some? . . . . .	87
199	If you wanted to get a drug like cocaine, LSD, or amphetamines, how easy would it be for you to get some? . . . . .	88
200	If you wanted to get a handgun, how easy would it be for you to get one? . . . . .	88
201	If you wanted to get some marijuana, how easy would it be for you to get some? . . . . .	88
202	During the past 12 months, have you participated in any alcohol prevention programs or seen any alcohol prevention messages in your school or community? Yes, a school-based program focused on preventing underage drinking and/or drinking and driving. . . . .	89
203	During the past 12 months, have you participated in any alcohol prevention programs or seen any alcohol prevention messages in your school or community? Yes, a community-based program focused on preventing underage drinking and/or drinking and driving (for example, through your church or temple or through youth groups like Boys and Girls Club or 4-H). . . . .	89
204	During the past 12 months, have you participated in any alcohol prevention programs or seen any alcohol prevention messages in your school or community? Yes, a media campaign addressing underage drinking and/or drinking and driving (for example, newspaper ads, posters, pamphlets, radio, TV). . . . .	89
205	During the past 12 months, have you participated in any alcohol prevention programs or seen any alcohol prevention messages in your school or community? No . . . . .	89
206	How wrong do your parents feel it would be for YOU to: drink beer, wine or hard liquor (for example, vodka, whiskey or gin) regularly? . . . . .	90
207	How wrong do your parents feel it would be for YOU to: smoke cigarettes? . . . . .	90
208	How wrong do your parents feel it would be for YOU to: smoke marijuana? . . . . .	90
209	How wrong do your parents feel it would be for YOU to: steal something worth more than \$5? . . . . .	91

210	How wrong do your parents feel it would be for YOU to: draw graffiti, write things, or draw pictures on buildings or other property (without the owner's permission)? . . . . .	91
211	How wrong do your parents feel it would be for YOU to: pick a fight with someone? . . . . .	91
212	During the past 12 months, have you talked with at least one of your parents about the dangers of underage drinking and/or drinking and driving? By parents, we mean either your biological parents, adoptive parents, stepparents, or adult guardians - whether or not they live with you. . . . .	92
213	Have any of your brothers or sisters ever: drunk beer, wine or hard liquor (for example, vodka, whiskey or gin)? . . . . .	92
214	Have any of your brothers or sisters ever: smoked marijuana? . . . . .	92
215	Have any of your brothers or sisters ever: smoked cigarettes? . . . . .	92
216	Have any of your brothers or sisters ever: taken a handgun to school? . . . . .	93
217	Have any of your brothers or sisters ever: been suspended or expelled from school? . . . . .	93
218	The rules in my family are clear. . . . .	93
219	People in my family often insult or yell at each other. . . . .	94
220	When I am not at home, one of my parents knows where I am and who I am with. . . . .	94
221	We argue about the same things in my family over and over. . . . .	94
222	If you drank some beer or wine or liquor (for example, vodka, whiskey, or gin) without your parents' permission, would you be caught by your parents? . . . . .	95
223	My family has clear rules about alcohol and drug use. . . . .	95
224	If you carried a handgun without your parents' permission, would you be caught by your parents? . . . . .	95
225	If you skipped school would you be caught by your parents? . . . . .	96
226	Do you feel very close to your mother? . . . . .	96
227	Do you share your thoughts and feelings with your mother? . . . . .	96
228	My parents ask me what I think before most family decisions affecting me are made. . . . .	97
229	Do you share your thoughts and feelings with your father? . . . . .	97
230	Do you enjoy spending time with your mother? . . . . .	97
231	Do you enjoy spending time with your father? . . . . .	98
232	If I had a personal problem, I could ask my mom or dad for help. . . . .	98
233	Do you feel very close to your father? . . . . .	98
234	My parents give me lots of chances to do fun things with them. . . . .	99
235	My parents ask if I've gotten my homework done. . . . .	99
236	People in my family have serious arguments. . . . .	99
237	Would your parents know if you did not come home on time? . . . . .	100
238	It is important to be honest with your parents, even if they become upset or you get punished. . . . .	100



239	My parents notice when I am doing a good job and let me know about it. . . . .	100
240	How often do your parents tell you they're proud of you for something you've done? . . . . .	101
241	How many brothers and sisters, including stepbrothers and sisters, do you have that are younger than you? . . . . .	101
242	How many brothers and sisters, including stepbrothers and sisters, do you have that are older than you? . . . . .	101
243	Have you changed homes in the past year (the last 12 months)? . . . . .	102
244	How many times have you changed homes since kindergarten? . . . . .	102
245	Have you changed schools (including changing from elementary to middle and middle to high school) in the past year? . . . . .	102
246	How many times have you changed schools since kindergarten (including changing from elementary to middle and middle to high school)? . . . . .	103
247	Has anyone in your family ever had severe alcohol or drug problems? . . . . .	103
248	About how many adults (over 21) have you known personally who in the past year have: used marijuana, crack, cocaine, or other drugs? . . . . .	103
249	About how many adults (over 21) have you known personally who in the past year have: sold or dealt drugs? . . . . .	104
250	About how many adults (over 21) have you known personally who in the past year have: done other things that could get them in trouble with the police, like stealing, selling stolen goods, mugging or assaulting others, etc.? . . . .	104
251	About how many adults (over 21) have you known personally who in the past year have: gotten drunk or high? . . . . .	104
252	Have you seen or heard information about underage drinking in the past 12 months from the following sources? Radio . . . . .	105
253	Have you seen or heard information about underage drinking in the past 12 months from the following sources? TV. . . . .	105
254	Have you seen or heard information about underage drinking in the past 12 months from the following sources? Print. This includes information on underage drinking you may have seen in the newspaper, on a billboard, in pamphlets, on stickers, etc. . . . .	105
255	Have you seen or heard information about underage drinking in the past 12 months from the following sources? Website or social media? (Facebook, Myspace, website, etc.) . . . . .	105
256	The next questions ask about your opinions of the information you saw or heard. If you have seen or heard more than one ad, please think about your favorite ad when answering these questions. The information about underage drinking that I saw or heard was convincing. . . . .	106

257	The next questions ask about your opinions of the information you saw or heard. If you have seen or heard more than one ad, please think about your favorite ad when answering these questions. The information about underage drinking that I saw or heard grabbed my attention. . . . .	106
258	The next questions ask about your opinions of the information you saw or heard. If you have seen or heard more than one ad, please think about your favorite ad when answering these questions. The information about underage drinking that I saw or heard said something important to me. . . . .	106
259	The next questions ask about your opinions of the information you saw or heard. If you have seen or heard more than one ad, please think about your favorite ad when answering these questions. Seeing or hearing this information about underage drinking made me want to stop or decrease my drinking. . . . .	107
260	How honest were you in filling out this survey? . . . . .	107

List of Figures

1	Grade Chart . . . . .	12
2	Gender Chart . . . . .	13
3	Age Chart . . . . .	14
4	Ethnic Origin Chart . . . . .	15

# 1 INTRODUCTION

This report was generated from data collected on the *2011 Arkansas Prevention Needs Assessment Student Survey*. This report contains basic frequency tables of all data collected and graphs on the selected demographic variables of grade, gender, age and ethnic origin. The graph on ethnic origin is represented as a bar chart rather than as a pie chart. This is because students were allowed to mark more than one response for ethnic origin as opposed to being allowed to mark only one response. The bars represent the percent of students who marked each of the ethnic categories.

Questions regarding the information found in this report can be directed to:

**Pride Surveys**

160 Vanderbilt Court  
Bowling Green, KY 42103  
1-800-279-6361  
[www.pridesurveys.com](http://www.pridesurveys.com)

# Grade Chart

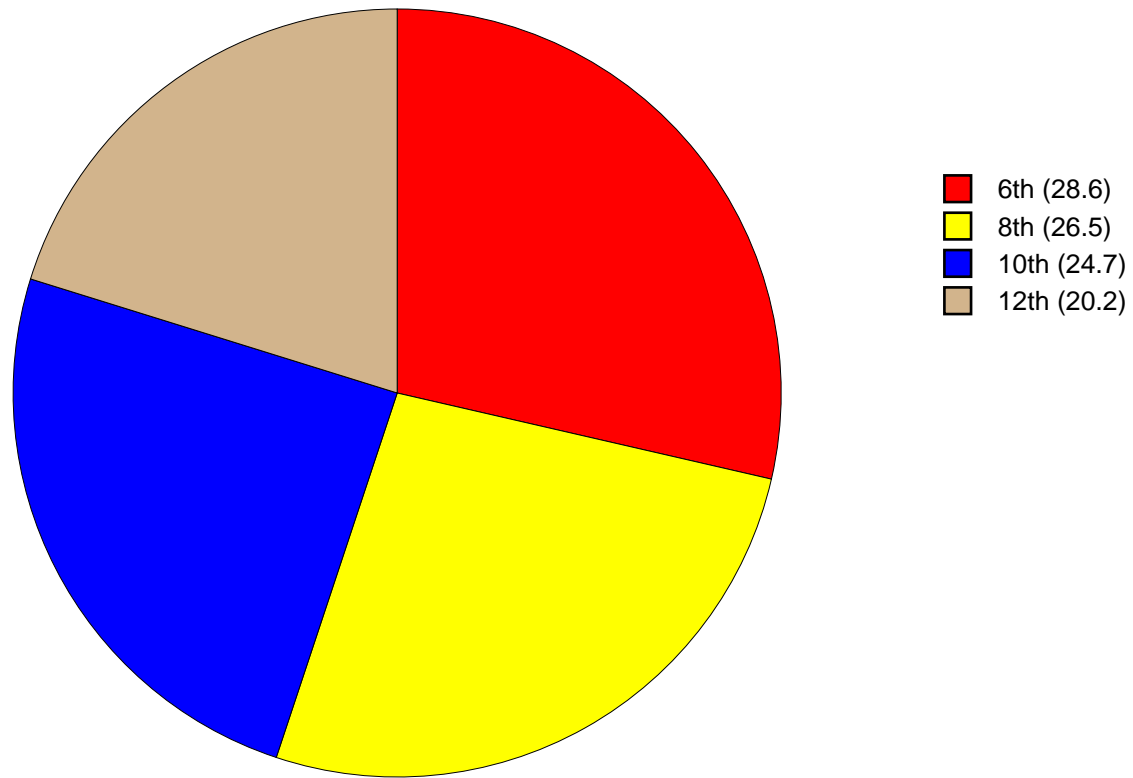


Figure 1: Grade Chart

## Gender Chart

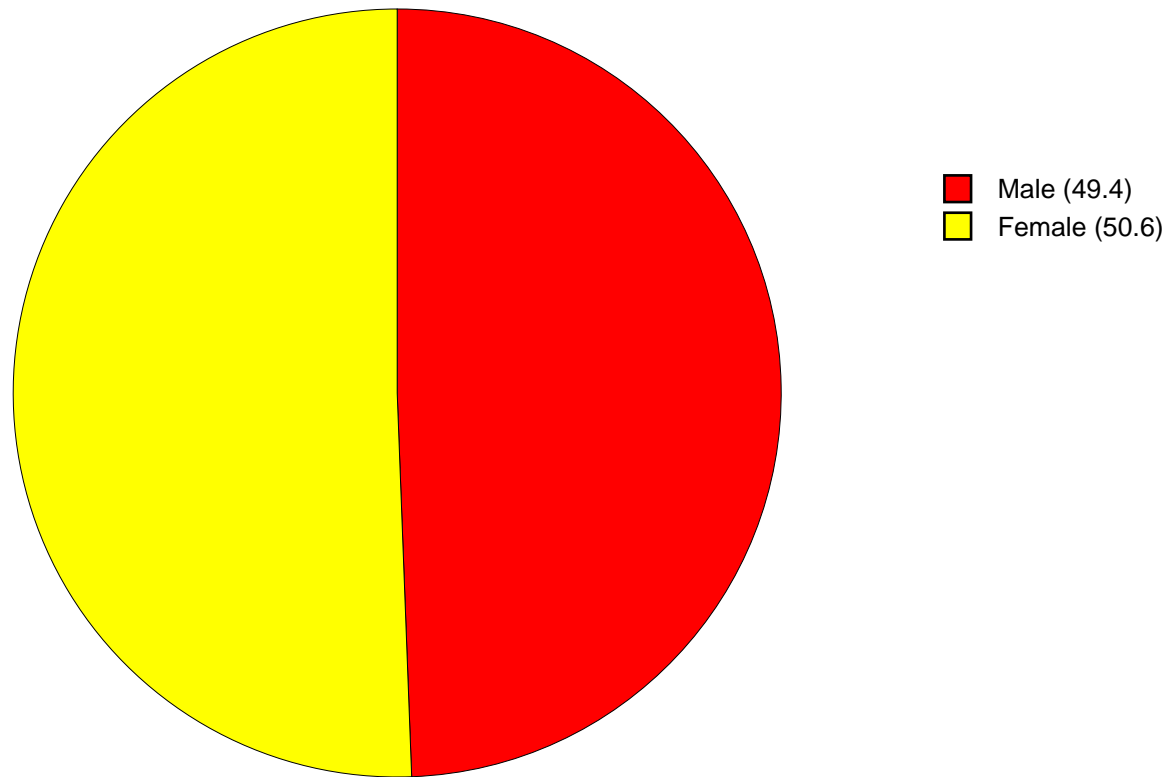


Figure 2: Gender Chart

# Age Chart

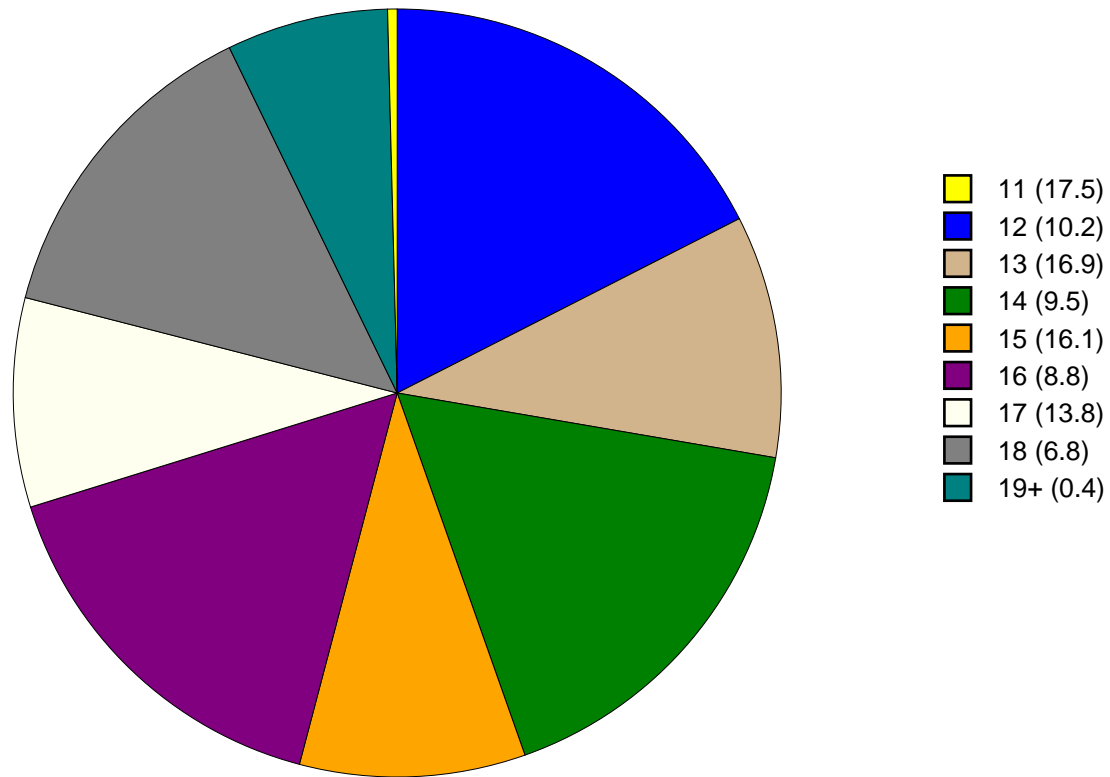


Figure 3: Age Chart



# Ethnic Origin Chart

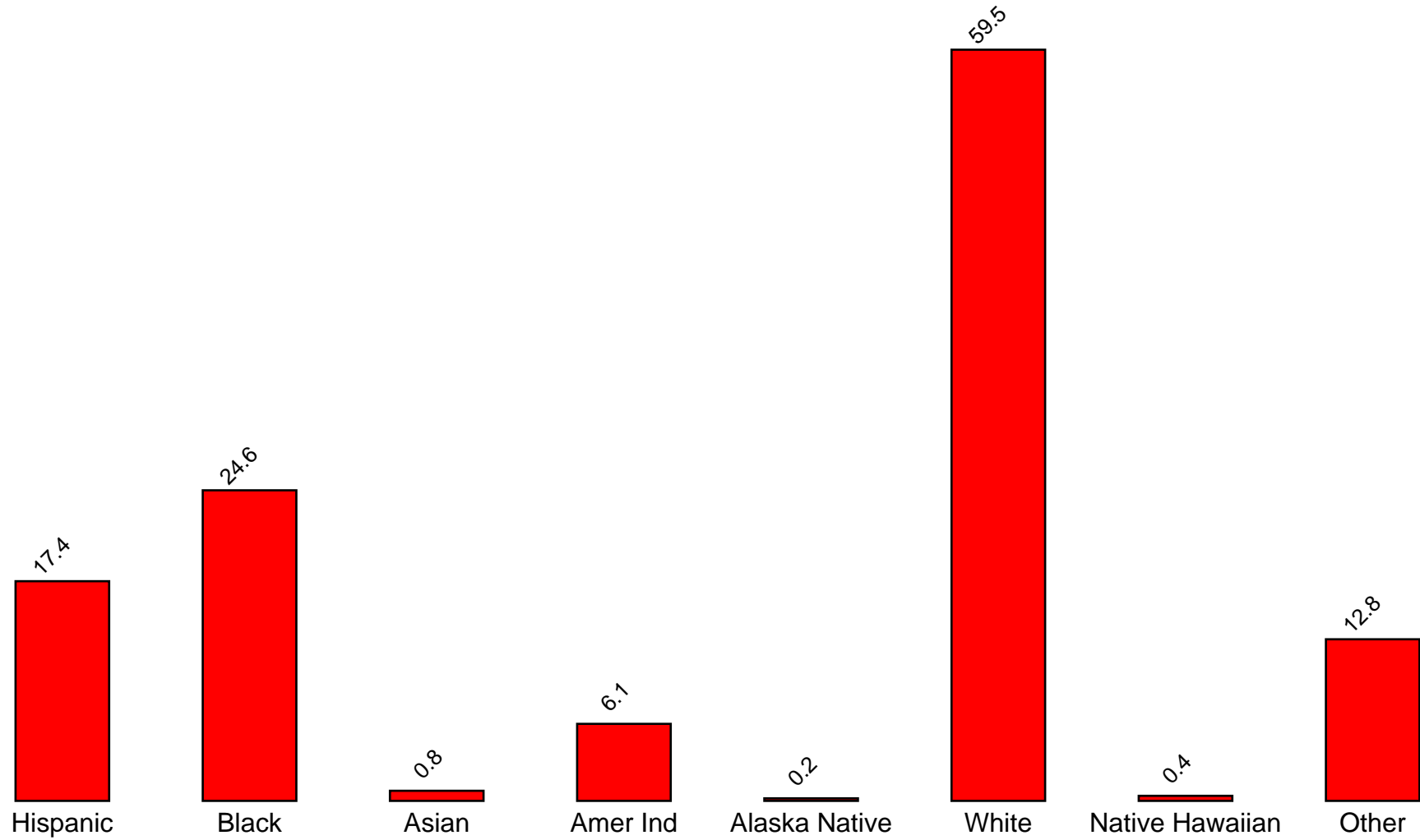


Figure 4: Ethnic Origin Chart

## 2 PERCENTAGE TABLES

The following tables contain frequency distribution detailing how your students responded to each question on the survey. The tables appear in the same order as the questions on the survey. The tables include breakdowns by grade level as well as overall percentages. The *N of Valid* row is a frequency count of the number of valid responses to each question for each grade and overall. The *N of Miss* row is a frequency count of the number of invalid (marked more than one response) or missing (i.e. did not respond) responses to each question for each grade and overall.

For the questions that allowed more than one response (i.e. race, live with, etc.) each response becomes a separate table. If a student did not mark the response, that was counted as a NO response, and if they did mark the response, that was counted as a YES response. Since a non response is a valid response for these questions, the *N of Miss* will always be zero for these questions.

Table 1: Sex

Response	6	8	10	12	Total	
Male	50.5	48.6	48.6	50.1	49.4	
Female	49.5	51.4	51.4	49.9	50.6	
N of Valid	1103	1019	950	779	3851	
N of Miss	10	11	10	5	36	

Table 2: Age

Response	6	8	10	12	Total	
10 or younger	0.1	0.0	0.0	0.0	0.0	
11	61.3	0.0	0.0	0.0	17.5	
12	35.4	0.3	0.0	0.0	10.2	
13	3.1	60.6	0.0	0.0	16.9	
14	0.2	35.3	0.3	0.0	9.5	
15	0.0	3.8	61.1	0.0	16.1	
16	0.0	0.0	35.1	0.5	8.8	
17	0.0	0.0	3.3	64.4	13.8	
18	0.0	0.0	0.2	33.3	6.8	
19 or older	0.0	0.0	0.0	1.8	0.4	
N of Valid	1108	1026	958	781	3873	
N of Miss	5	4	2	3	14	

Table 3: Are you Hispanic or Latino?

Response	6	8	10	12	Total	
No	78.9	81.3	84.3	87.1	82.6	
Yes	21.1	18.7	15.7	12.9	17.4	
N of Valid	1054	985	943	768	3750	
N of Miss	59	45	17	16	137	

Table 4: What is your race? Black or African American



Response	6	8	10	12	Total	
No	73.9	75.1	78.3	74.1	75.4	
Yes	26.1	24.9	21.7	25.9	24.6	
N of Valid	1113	1030	960	784	3887	
N of Miss	0	0	0	0	0	

Table 5: What is your race? Asian



Response	6	8	10	12	Total	
No	99.4	99.3	98.4	99.5	99.2	
Yes	0.6	0.7	1.6	0.5	0.8	
N of Valid	1113	1030	960	784	3887	
N of Miss	0	0	0	0	0	

Table 6: What is your race? American Indian



Response	6	8	10	12	Total	
No	90.5	93.8	95.6	96.7	93.9	
Yes	9.5	6.2	4.4	3.3	6.1	
N of Valid	1113	1030	960	784	3887	
N of Miss	0	0	0	0	0	

Table 7: What is your race? Alaska Native



Response	6	8	10	12	Total	
No	99.8	99.9	99.7	100.0	99.8	
Yes	0.2	0.1	0.3	0.0	0.2	
N of Valid	1113	1030	960	784	3887	
N of Miss	0	0	0	0	0	

Table 8: What is your race? White



Response	6	8	10	12	Total	
No	45.9	41.8	34.6	38.3	40.5	
Yes	54.1	58.2	65.4	61.7	59.5	
N of Valid	1113	1030	960	784	3887	
N of Miss	0	0	0	0	0	

Table 9: What is your race? Native Hawaiian or Other Pacific Islander



Response	6	8	10	12	Total	
No	99.6	99.9	99.4	99.5	99.6	
Yes	0.4	0.1	0.6	0.5	0.4	
N of Valid	1113	1030	960	784	3887	
N of Miss	0	0	0	0	0	

Table 10: What is your race? Other



Response	6	8	10	12	Total	
No	81.4	86.4	90.8	92.1	87.2	
Yes	18.6	13.6	9.2	7.9	12.8	
N of Valid	1113	1030	960	784	3887	
N of Miss	0	0	0	0	0	

Table 11: What is the highest level of schooling completed by your mother or father?









Response	6	8	10	12	Total	
Completed grade school or less	2.4	3.5	3.1	4.5	3.3	
Some high school	5.2	7.4	10.8	13.9	8.9	
Completed high school	16.0	20.0	23.6	22.4	20.2	
Some college	10.0	15.4	19.0	20.6	15.8	
Completed college	21.5	18.2	22.6	23.3	21.3	
Graduate or professional school after college	6.7	6.4	7.1	6.5	6.7	
Don't know	36.9	27.3	12.3	6.9	22.2	
Does not apply	1.2	1.8	1.6	1.9	1.6	
N of Valid	1078	997	934	772	3781	
N of Miss	23	16	11	5	55	

Table 12: Think of where you live most of the time. Which of the following people live there with you? Mother



Response	6	8	10	12	Total	
No	13.6	16.4	19.1	17.9	16.5	
Yes	86.4	83.6	80.9	82.1	83.5	
N of Valid	1113	1030	960	784	3887	
N of Miss	0	0	0	0	0	

Table 13: Think of where you live most of the time. Which of the following people live there with you? Stepmother



Response	6	8	10	12	Total	
No	95.1	94.9	94.0	93.0	94.3	
Yes	4.9	5.1	6.0	7.0	5.7	
N of Valid	1113	1030	960	784	3887	
N of Miss	0	0	0	0	0	



Table 14: Think of where you live most of the time. Which of the following people live there with you? Foster Mother



Response	6	8	10	12	Total	
No	99.2	99.6	99.7	99.6	99.5	
Yes	0.8	0.4	0.3	0.4	0.5	
N of Valid	1113	1030	960	784	3887	
N of Miss	0	0	0	0	0	

Table 15: Think of where you live most of the time. Which of the following people live there with you? Grandmother



Response	6	8	10	12	Total	
No	86.1	86.6	89.2	88.5	87.5	
Yes	13.9	13.4	10.8	11.5	12.5	
N of Valid	1113	1030	960	784	3887	
N of Miss	0	0	0	0	0	

Table 16: Think of where you live most of the time. Which of the following people live there with you? Aunt



Response	6	8	10	12	Total	
No	93.6	95.2	96.6	96.7	95.4	
Yes	6.4	4.8	3.4	3.3	4.6	
N of Valid	1113	1030	960	784	3887	
N of Miss	0	0	0	0	0	

Table 17: Think of where you live most of the time. Which of the following people live there with you? Father



Response	6	8	10	12	Total	
No	40.5	47.1	44.2	48.3	44.7	
Yes	59.5	52.9	55.8	51.7	55.3	
N of Valid	1113	1030	960	784	3887	
N of Miss	0	0	0	0	0	

Table 18: Think of where you live most of the time. Which of the following people live there with you? Stepfather



Response	6	8	10	12	Total	
No	85.0	83.2	85.0	85.6	84.6	
Yes	15.0	16.8	15.0	14.4	15.4	
N of Valid	1113	1030	960	784	3887	
N of Miss	0	0	0	0	0	

Table 19: Think of where you live most of the time. Which of the following people live there with you? Foster Father



Response	6	8	10	12	Total	
No	99.5	99.7	99.9	99.6	99.7	
Yes	0.5	0.3	0.1	0.4	0.3	
N of Valid	1113	1030	960	784	3887	
N of Miss	0	0	0	0	0	

Table 20: Think of where you live most of the time. Which of the following people live there with you? Grandfather



Response	6	8	10	12	Total	
No	91.7	92.4	93.3	94.0	92.8	
Yes	8.3	7.6	6.7	6.0	7.2	
N of Valid	1113	1030	960	784	3887	
N of Miss	0	0	0	0	0	

Table 21: Think of where you live most of the time. Which of the following people live there with you? Uncle



Response	6	8	10	12	Total	
No	93.4	94.0	97.2	96.7	95.1	
Yes	6.6	6.0	2.8	3.3	4.9	
N of Valid	1113	1030	960	784	3887	
N of Miss	0	0	0	0	0	

Table 22: Think of where you live most of the time. Which of the following people live there with you? Other Adults



Response	6	8	10	12	Total	
No	96.9	98.5	97.6	98.1	97.7	
Yes	3.1	1.5	2.4	1.9	2.3	
N of Valid	1113	1030	960	784	3887	
N of Miss	0	0	0	0	0	

Table 23: Think of where you live most of the time. Which of the following people live there with you? Brother(s)



Response	6	8	10	12	Total	
No	45.6	53.5	56.1	60.8	53.4	
Yes	54.4	46.5	43.9	39.2	46.6	
N of Valid	1113	1030	960	784	3887	
N of Miss	0	0	0	0	0	

Table 24: Think of where you live most of the time. Which of the following people live there with you? Stepbrother(s)



Response	6	8	10	12	Total	
No	92.9	96.0	94.8	95.8	94.8	
Yes	7.1	4.0	5.2	4.2	5.2	
N of Valid	1113	1030	960	784	3887	
N of Miss	0	0	0	0	0	

Table 25: Think of where you live most of the time. Which of the following people live there with you? Sister(s)



Response	6	8	10	12	Total	
No	50.6	56.9	61.1	63.9	57.6	
Yes	49.4	43.1	38.9	36.1	42.4	
N of Valid	1113	1030	960	784	3887	
N of Miss	0	0	0	0	0	

Table 26: Think of where you live most of the time. Which of the following people live there with you? Stepsister(s)

Response	6	8	10	12	Total	
No	93.3	96.0	95.6	97.1	95.3	
Yes	6.7	4.0	4.4	2.9	4.7	
N of Valid	1113	1030	960	784	3887	
N of Miss	0	0	0	0	0	

Table 27: Think of where you live most of the time. Which of the following people live there with you? Other Children

Response	6	8	10	12	Total	
No	93.5	94.0	95.8	95.0	94.5	
Yes	6.5	6.0	4.2	5.0	5.5	
N of Valid	1113	1030	960	784	3887	
N of Miss	0	0	0	0	0	

Table 28: In my school, students have lots of chances to help decide things like class activities and rules.

Response	6	8	10	12	Total	
NO!	26.3	16.7	17.8	21.3	20.6	
no	39.4	35.5	37.2	33.1	36.5	
yes	27.0	42.2	39.2	34.2	35.5	
YES!	7.3	5.6	5.9	11.4	7.3	
N of Valid	1086	1013	955	771	3825	
N of Miss	26	17	5	12	60	

Table 29: Teachers ask me to work on special classroom projects.

Response	6	8	10	12	Total	
NO!	8.5	10.7	10.4	8.2	9.5	
no	30.6	37.0	42.2	36.1	36.3	
yes	41.1	43.8	41.0	47.0	43.0	
YES!	19.8	8.4	6.4	8.6	11.2	
N of Valid	1092	1015	953	778	3838	
N of Miss	20	13	6	6	45	

Table 30: My teacher(s) notices when I am doing a good job and lets me know about it.

Response	6	8	10	12	Total	
NO!	3.6	5.2	6.8	5.8	5.3	
no	10.0	17.9	22.5	17.4	16.7	
yes	46.4	47.6	52.4	57.9	50.5	
YES!	40.0	29.3	18.2	18.9	27.5	
N of Valid	1098	1014	954	774	3840	
N of Miss	15	16	6	10	47	

Table 31: There are lots of chances for students in my school to get involved in sports, clubs, and other school activities outside of class.

Response	6	8	10	12	Total	
NO!	6.4	2.8	2.3	2.8	3.7	
no	13.2	7.5	4.8	6.6	8.3	
yes	37.4	44.4	41.0	41.5	41.0	
YES!	43.0	45.3	51.8	49.1	47.0	
N of Valid	1093	1017	951	776	3837	
N of Miss	20	13	8	8	49	

Table 32: There are lots of chances for students in my school to talk with a teacher one-on-one.

Response	6	8	10	12	Total	
NO!	4.2	5.1	4.7	4.9	4.7	
no	15.9	21.7	23.0	19.1	19.9	
yes	46.7	47.2	52.3	53.8	49.7	
YES!	33.2	26.0	20.0	22.2	25.7	
N of Valid	1079	1008	952	775	3814	
N of Miss	33	22	8	8	71	

Table 33: I feel safe at my school.





Response	6	8	10	12	Total	
NO!	6.8	12.4	7.6	6.1	8.3	
no	9.3	14.2	14.2	11.4	12.2	
yes	38.2	46.3	56.0	56.1	48.4	
YES!	45.8	27.1	22.2	26.5	31.1	
N of Valid	1090	1011	951	774	3826	
N of Miss	20	18	7	9	54	

Table 34: The school lets my parents know when I have done something well.





Response	6	8	10	12	Total	
NO!	7.7	16.7	20.0	22.4	16.1	
no	22.3	38.7	46.3	42.9	36.8	
yes	37.8	30.6	25.5	26.7	30.6	
YES!	32.2	13.9	8.1	8.0	16.5	
N of Valid	1080	999	948	776	3803	
N of Miss	28	31	11	8	78	

Table 35: My teachers praise me when I work hard in school.





Response	6	8	10	12	Total	
NO!	9.0	13.9	14.4	11.5	12.1	
no	24.5	37.9	43.9	37.5	35.5	
yes	43.7	36.2	35.1	41.5	39.1	
YES!	22.8	12.0	6.7	9.6	13.2	
N of Valid	1068	1000	946	774	3788	
N of Miss	43	30	13	9	95	



Table 36: Are your school grades better than the grades of most students in your class?

Response	6	8	10	12	Total	
NO!	10.0	7.0	5.9	4.3	7.0	
no	31.9	28.6	28.9	23.2	28.5	
yes	40.9	49.1	50.3	53.7	48.0	
YES!	17.2	15.3	14.8	18.8	16.4	
N of Valid	1082	1004	950	776	3812	
N of Miss	29	25	9	8	71	

Table 37: I have lots of chances to be part of class discussions or activities.

Response	6	8	10	12	Total	
NO!	5.5	4.6	3.7	4.0	4.5	
no	14.4	19.0	18.9	16.6	17.2	
yes	48.2	54.3	59.0	60.5	55.0	
YES!	31.9	22.1	18.4	18.9	23.3	
N of Valid	1089	1009	951	777	3826	
N of Miss	24	21	8	7	60	

Table 38: Now thinking back over the past year in school, how often did you: enjoy being in school?

Response	6	8	10	12	Total	
Never	7.8	7.7	9.1	8.7	8.3	
Seldom	7.7	9.3	14.0	18.1	11.8	
Sometimes	38.5	42.3	41.2	39.8	40.4	
Often	21.8	25.3	26.5	24.9	24.5	
Almost always	24.2	15.4	9.2	8.5	14.9	
N of Valid	1084	1014	946	779	3823	
N of Miss	24	15	12	5	56	

Table 39: Now thinking back over the past year in school, how often did you: hate being in school?


Response	6	8	10	12	Total	
Never	23.1	7.6	5.4	4.4	10.8	
Seldom	22.7	25.6	23.8	23.4	23.9	
Sometimes	30.0	38.2	38.0	36.8	35.6	
Often	13.8	16.3	21.2	24.0	18.4	
Almost always	10.4	12.2	11.6	11.5	11.4	
N of Valid	1072	1010	945	775	3802	
N of Miss	34	18	11	9	72	

Table 40: Now thinking back over the past year in school, how often did you: try to do your best work in school?


Response	6	8	10	12	Total	
Never	0.2	0.6	0.4	0.5	0.4	
Seldom	0.9	1.2	2.7	2.8	1.8	
Sometimes	8.0	11.0	16.8	17.0	12.8	
Often	18.7	30.5	36.6	37.0	30.0	
Almost always	72.2	56.7	43.6	42.6	54.9	
N of Valid	1069	1009	941	775	3794	
N of Miss	42	21	19	9	91	

Table 41: How often do you feel that the school work you are assigned is meaningful and important?

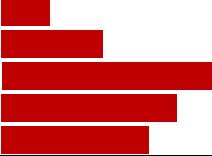
Response	6	8	10	12	Total	
Never	5.6	4.6	5.7	5.9	5.4	
Seldom	5.7	12.0	21.4	19.6	14.1	
Sometimes	20.6	33.3	37.8	40.8	32.3	
Often	27.5	30.2	23.3	23.7	26.4	
Almost always	40.5	20.0	11.9	9.9	21.8	
N of Valid	1081	1004	945	775	3805	
N of Miss	31	26	15	9	81	

Table 42: Putting them all together, what were your grades like last year?

Response	6	8	10	12	Total
Mostly F's	1.1	0.8	1.0	0.4	0.8
Mostly D's	3.4	3.8	5.4	1.4	3.6
Mostly C's	17.1	20.8	23.2	20.5	20.3
Mostly B's	39.3	42.3	42.5	45.7	42.2
Mostly A's	39.2	32.3	27.9	32.0	33.1
N of Valid	1038	977	926	766	3707
N of Miss	10	17	7	7	41

Table 43: How important do you think the things you are learning in school are going to be for your later life?

Response	6	8	10	12	Total
Very important	63.8	41.8	22.6	18.6	38.6
Quite important	20.2	29.1	24.6	28.7	25.3
Fairly important	10.4	19.6	32.1	32.5	22.7
Slightly important	4.1	7.6	18.0	16.6	11.0
Not at all important	1.6	1.9	2.7	3.6	2.4
N of Valid	1101	1006	952	776	3835
N of Miss	11	23	8	8	50

Table 44: How interesting are most of your courses to you?

Response	6	8	10	12	Total
Very interesting and stimulating	25.0	13.6	7.9	8.0	14.3
Quite interesting	34.9	25.9	21.8	22.4	26.7
Fairly interesting	25.2	36.7	39.1	44.3	35.6
Slightly dull	8.9	17.2	23.2	18.0	16.5
Very dull	6.0	6.6	8.0	7.4	6.9
N of Valid	1077	1002	949	774	3802
N of Miss	34	28	11	10	83

Table 45: During the LAST FOUR WEEKS how many whole days of school have you missed because you skipped or 'cut'?








Response	6	8	10	12	Total	
None	73.4	76.3	72.2	62.9	71.7	
1	10.1	8.5	12.3	14.5	11.1	
2	6.5	5.5	6.9	9.0	6.8	
3	4.5	5.2	4.3	7.1	5.1	
4-5	3.7	2.9	2.8	5.3	3.6	
6-10	1.4	0.9	0.6	1.0	1.0	
11 or more	0.5	0.7	0.8	0.1	0.5	
N of Valid	1099	1002	952	777	3830	
N of Miss	12	27	7	7	53	

Table 46: What are the chances you would be seen as cool if you: smoked cigarettes?






Response	6	8	10	12	Total	
No or very little chance	88.3	74.3	57.4	54.6	70.0	
Little chance	5.6	13.9	20.5	18.8	14.2	
Some chance	2.8	7.8	13.1	14.5	9.1	
Pretty good chance	1.8	2.4	6.1	8.3	4.4	
Very good chance	1.6	1.5	2.9	3.9	2.3	
N of Valid	1073	997	947	775	3792	
N of Miss	29	27	10	9	75	

Table 47: What are the chances you would be seen as cool if you: worked hard at school?






Response	6	8	10	12	Total	
No or very little chance	6.6	10.0	10.1	13.0	9.7	
Little chance	9.2	11.0	18.4	17.7	13.7	
Some chance	13.1	24.4	28.9	30.1	23.5	
Pretty good chance	22.5	25.7	23.8	21.6	23.5	
Very good chance	48.7	28.8	18.8	17.6	29.7	
N of Valid	1079	999	949	774	3801	
N of Miss	29	30	11	10	80	

Table 48: What are the chances you would be seen as cool if you: began drinking alcoholic beverages regularly, that is, at least once or twice a month?






Response	6	8	10	12	Total	
No or very little chance	83.7	62.4	37.3	38.1	57.2	
Little chance	8.4	14.5	16.5	14.1	13.2	
Some chance	3.7	11.2	20.1	19.4	13.0	
Pretty good chance	2.0	8.2	17.2	18.1	10.7	
Very good chance	2.1	3.6	8.9	10.3	5.9	
N of Valid	1079	997	948	774	3798	
N of Miss	32	32	11	10	85	

Table 49: What are the chances you would be seen as cool if you: defended someone who was being verbally abused at school?






Response	6	8	10	12	Total	
No or very little chance	17.3	15.8	14.7	15.1	15.8	
Little chance	10.4	12.9	14.7	17.0	13.5	
Some chance	12.9	21.2	28.1	24.8	21.3	
Pretty good chance	20.3	24.9	23.8	27.1	23.8	
Very good chance	39.1	25.3	18.8	16.0	25.7	
N of Valid	1072	996	948	775	3791	
N of Miss	37	34	12	9	92	

Table 50: What are the chances you would be seen as cool if you: smoked marijuana?






Response	6	8	10	12	Total	
No or very little chance	91.5	77.5	52.2	49.0	69.3	
Little chance	3.0	9.4	15.3	15.0	10.2	
Some chance	1.9	6.0	11.6	14.2	7.9	
Pretty good chance	1.8	4.3	9.7	10.5	6.2	
Very good chance	1.9	2.8	11.3	11.3	6.4	
N of Valid	1078	994	949	773	3794	
N of Miss	34	34	11	10	89	

Table 51: What are the chances you would be seen as cool if you: carried a handgun?


Response	6	8	10	12	Total	
No or very little chance	84.3	77.3	70.3	66.0	75.2	
Little chance	7.2	9.2	13.1	16.1	11.0	
Some chance	3.5	7.0	7.0	9.6	6.5	
Pretty good chance	1.6	2.3	5.2	3.4	3.0	
Very good chance	3.4	4.2	4.5	4.8	4.2	
N of Valid	1074	986	949	768	3777	
N of Miss	37	42	11	16	106	

Table 52: What are the chances you would be seen as cool if you: regularly volunteered to do community service?


Response	6	8	10	12	Total	
No or very little chance	22.9	32.5	31.2	29.5	28.8	
Little chance	12.3	20.9	26.6	25.5	20.8	
Some chance	16.8	21.4	24.3	22.7	21.1	
Pretty good chance	18.1	14.8	10.9	13.4	14.5	
Very good chance	29.9	10.4	7.1	8.8	14.8	
N of Valid	1076	994	949	775	3794	
N of Miss	37	36	11	9	93	

Table 53: Think of your four best friends (the friends you feel closest to). In the past year (12 months), how many of your best friends have: participated in clubs, organizations or activities at school?


Response	6	8	10	12	Total	
0	17.7	15.9	11.8	9.4	14.1	
1	14.9	10.8	8.2	13.2	11.8	
2	18.4	20.9	19.4	17.4	19.1	
3	14.9	15.6	18.0	13.4	15.6	
4	34.0	36.8	42.6	46.6	39.5	
N of Valid	1072	987	942	770	3771	
N of Miss	38	41	17	13	109	



Table 54: Think of your four best friends (the friends you feel closest to). In the past year (12 months), how many of your best friends have: smoked cigarettes?






Response	6	8	10	12	Total	
0	88.1	74.9	52.5	38.9	65.8	
1	7.4	10.8	18.7	18.1	13.3	
2	2.4	6.5	13.0	16.5	9.0	
3	1.2	3.4	6.7	9.9	4.9	
4	0.8	4.3	9.1	16.6	7.0	
N of Valid	1080	989	943	769	3781	
N of Miss	33	40	15	15	103	

Table 55: Think of your four best friends (the friends you feel closest to). In the past year (12 months), how many of your best friends have: tried beer, wine or hard liquor (for example, vodka, whiskey, or gin) when their parents didn't know about it?






Response	6	8	10	12	Total	
0	79.3	54.1	29.5	22.6	48.8	
1	10.7	13.8	16.4	13.2	13.4	
2	4.1	10.1	16.1	14.8	10.8	
3	1.8	8.0	11.2	13.6	8.2	
4	4.2	14.0	26.9	35.7	18.8	
N of Valid	1081	988	940	770	3779	
N of Miss	31	40	18	13	102	

Table 56: Think of your four best friends (the friends you feel closest to). In the past year (12 months), how many of your best friends have: made a commitment to stay drug-free?






Response	6	8	10	12	Total	
0	12.5	25.8	33.9	40.0	27.0	
1	5.2	10.5	13.7	15.6	10.8	
2	5.9	9.5	12.8	12.8	10.0	
3	8.8	11.1	10.3	7.2	9.5	
4	67.6	43.1	29.3	24.5	42.8	
N of Valid	1065	981	941	768	3755	
N of Miss	41	47	19	14	121	

Table 57: Think of your four best friends (the friends you feel closest to). In the past year (12 months), how many of your best friends have: used marijuana?


Response	6	8	10	12	Total	
0	95.2	81.5	56.7	46.5	72.1	
1	2.0	8.7	15.9	15.6	10.0	
2	1.5	3.4	9.4	12.6	6.2	
3	0.6	2.4	7.5	9.1	4.5	
4	0.6	4.0	10.6	16.1	7.1	
N of Valid	1078	980	938	768	3764	
N of Miss	30	47	17	15	109	

Table 58: Think of your four best friends (the friends you feel closest to). In the past year (12 months), how many of your best friends have: tried to do well in school?


Response	6	8	10	12	Total	
0	3.7	3.7	4.0	5.2	4.1	
1	4.7	5.1	4.9	8.2	5.6	
2	7.1	12.2	12.8	17.3	11.9	
3	14.9	18.8	22.8	17.4	18.4	
4	69.6	60.3	55.5	51.8	60.0	
N of Valid	1077	985	939	768	3769	
N of Miss	31	41	18	16	106	

Table 59: Think of your four best friends (the friends you feel closest to). In the past year (12 months), how many of your best friends have: used LSD, cocaine, amphetamines, or other illegal drugs?


Response	6	8	10	12	Total	
0	95.8	92.2	85.5	83.3	89.7	
1	2.5	4.2	6.8	8.4	5.2	
2	1.3	1.6	3.4	4.2	2.5	
3	0.2	0.7	1.5	1.7	1.0	
4	0.3	1.2	2.9	2.5	1.6	
N of Valid	1083	990	945	771	3789	
N of Miss	30	39	15	13	97	

Table 60: Think of your four best friends (the friends you feel closest to). In the past year (12 months), how many of your best friends have: been suspended from school?






Response	6	8	10	12	Total	
0	59.9	55.8	64.8	71.8	62.5	
1	20.6	18.4	17.6	13.9	17.9	
2	8.7	12.2	7.6	8.1	9.2	
3	4.8	5.9	5.0	2.1	4.6	
4	5.9	7.8	5.0	4.2	5.8	
N of Valid	1078	986	942	769	3775	
N of Miss	32	42	17	13	104	

Table 61: Think of your four best friends (the friends you feel closest to). In the past year (12 months), how many of your best friends have: liked school?






Response	6	8	10	12	Total	
0	19.4	27.2	31.3	36.4	27.9	
1	11.7	13.7	13.0	13.8	13.0	
2	17.4	21.5	22.0	21.8	20.5	
3	19.5	15.8	15.3	12.9	16.1	
4	32.0	21.9	18.3	15.1	22.5	
N of Valid	1076	988	945	769	3778	
N of Miss	31	41	15	15	102	

Table 62: Think of your four best friends (the friends you feel closest to). In the past year (12 months), how many of your best friends have: carried a handgun?






Response	6	8	10	12	Total	
0	93.9	92.4	91.6	88.8	91.9	
1	2.8	3.0	4.3	5.1	3.7	
2	1.4	1.9	1.0	3.0	1.7	
3	1.1	0.6	0.8	1.6	1.0	
4	0.8	2.0	2.2	1.6	1.6	
N of Valid	1080	988	945	770	3783	
N of Miss	33	42	15	14	104	

Table 63: Think of your four best friends (the friends you feel closest to). In the past year (12 months), how many of your best friends have: sold illegal drugs?






Response	6	8	10	12	Total	
0	97.5	93.2	86.4	81.6	90.4	
1	1.4	3.8	6.9	10.3	5.2	
2	0.7	1.3	3.0	4.0	2.1	
3	0.1	0.5	1.3	1.8	0.8	
4	0.3	1.2	2.4	2.2	1.5	
N of Valid	1078	986	942	768	3774	
N of Miss	35	44	17	16	112	

Table 64: Think of your four best friends (the friends you feel closest to). In the past year (12 months), how many of your best friends have: regularly attended religious services?






Response	6	8	10	12	Total	
0	20.7	20.9	16.0	19.9	19.4	
1	9.7	13.3	13.9	19.9	13.8	
2	15.4	16.5	22.2	21.5	18.6	
3	15.8	18.2	18.2	16.1	17.1	
4	38.4	31.1	29.7	22.5	31.1	
N of Valid	1046	971	942	763	3722	
N of Miss	60	54	18	19	151	

Table 65: Think of your four best friends (the friends you feel closest to). In the past year (12 months), how many of your best friends have: stolen or tried to steal a motor vehicle such as a car or motorcycle?






Response	6	8	10	12	Total	
0	95.3	93.9	93.4	93.9	94.2	
1	3.1	3.5	3.3	3.9	3.4	
2	1.0	1.3	1.2	1.4	1.2	
3	0.3	0.4	0.7	0.0	0.4	
4	0.4	0.8	1.4	0.8	0.8	
N of Valid	1079	987	942	769	3777	
N of Miss	32	43	18	15	108	

Table 66: Think of your four best friends (the friends you feel closest to). In the past year (12 months), how many of your best friends have: been arrested?






Response	6	8	10	12	Total	
0	90.8	85.4	83.8	76.5	84.7	
1	6.3	9.1	9.5	13.1	9.2	
2	1.6	2.2	3.3	5.3	2.9	
3	0.3	1.6	1.1	2.7	1.3	
4	1.1	1.6	2.3	2.3	1.8	
N of Valid	1082	985	941	769	3777	
N of Miss	31	45	19	15	110	

Table 67: Think of your four best friends (the friends you feel closest to). In the past year (12 months), how many of your best friends have: dropped out of school?






Response	6	8	10	12	Total	
0	93.8	94.8	91.8	87.3	92.2	
1	4.6	3.5	5.9	7.8	5.3	
2	0.8	0.4	1.1	3.0	1.2	
3	0.4	0.4	0.6	1.2	0.6	
4	0.4	0.8	0.5	0.8	0.6	
N of Valid	1082	986	943	769	3780	
N of Miss	31	44	17	15	107	

Table 68: Think of your four best friends (the friends you feel closest to). In the past year (12 months), how many of your best friends have: been members of a gang?






Response	6	8	10	12	Total	
0	87.3	85.8	87.5	86.5	86.8	
1	5.2	6.4	5.5	4.0	5.3	
2	3.0	2.3	2.0	3.3	2.6	
3	1.0	1.0	1.1	1.0	1.0	
4	3.5	4.5	3.9	5.2	4.2	
N of Valid	1082	986	942	769	3779	
N of Miss	31	44	18	15	108	

Table 69: How old were you when you first: smoked marijuana?


Response	6	8	10	12	Total	
Never	98.0	93.7	75.4	63.8	84.3	
10 or younger	1.3	1.1	1.8	1.9	1.5	
11	0.5	0.8	1.6	0.6	0.9	
12	0.2	1.6	1.7	2.2	1.3	
13	0.0	1.9	7.0	3.6	3.0	
14	0.0	0.8	5.3	4.9	2.5	
15	0.0	0.1	6.2	7.7	3.1	
16	0.0	0.0	1.0	8.8	2.0	
17 or older	0.1	0.0	0.0	6.4	1.3	
N of Valid	1093	997	945	771	3806	
N of Miss	17	31	13	11	72	

Table 70: How old were you when you first: smoked a cigarette, even just a puff?


Response	6	8	10	12	Total	
Never	88.8	73.3	58.3	47.6	68.8	
10 or younger	7.2	10.5	9.9	9.9	9.3	
11	2.9	5.8	4.2	3.2	4.0	
12	0.9	3.9	5.0	5.8	3.7	
13	0.1	4.8	7.5	6.5	4.5	
14	0.0	1.4	7.3	7.1	3.6	
15	0.0	0.2	6.4	7.0	3.1	
16	0.1	0.0	1.4	7.5	1.9	
17 or older	0.0	0.0	0.1	5.3	1.1	
N of Valid	1088	990	939	771	3788	
N of Miss	24	38	20	12	94	

Table 71: How old were you when you first: had more than a sip or two of beer, wine or hard liquor (for example, vodka, whiskey, or gin)?










Response	6	8	10	12	Total	
Never	77.6	55.8	35.8	25.7	51.0	
10 or younger	13.4	12.9	11.1	10.0	12.0	
11	7.3	7.3	5.4	3.5	6.1	
12	1.5	9.4	6.6	5.1	5.5	
13	0.2	10.2	9.9	6.9	6.6	
14	0.0	4.4	15.6	9.6	7.0	
15	0.0	0.0	12.3	16.0	6.3	
16	0.0	0.0	3.1	14.9	3.8	
17 or older	0.0	0.0	0.2	8.4	1.8	
N of Valid	1090	986	941	771	3788	
N of Miss	21	43	17	12	93	

Table 72: How old were you when you first: began drinking alcoholic beverages regularly, that is, at least once or twice a month?










Response	6	8	10	12	Total	
Never	97.0	87.2	73.9	63.7	81.9	
10 or younger	0.8	1.6	0.5	0.8	0.9	
11	1.7	1.3	1.1	0.4	1.2	
12	0.3	3.5	1.5	1.3	1.6	
13	0.1	4.6	2.8	2.5	2.4	
14	0.0	1.5	6.7	4.5	3.0	
15	0.0	0.3	10.7	5.7	3.9	
16	0.0	0.0	2.4	11.8	3.0	
17 or older	0.1	0.0	0.5	9.3	2.1	
N of Valid	1089	989	945	771	3794	
N of Miss	24	41	14	13	92	

Table 73: How old were you when you first: used phenoxydine (pox, px, breeze)?


Response	6	8	10	12	Total	
Never	100.0	100.0	100.0	100.0	100.0	
10 or younger	0.0	0.0	0.0	0.0	0.0	
11	0.0	0.0	0.0	0.0	0.0	
12	0.0	0.0	0.0	0.0	0.0	
13	0.0	0.0	0.0	0.0	0.0	
14	0.0	0.0	0.0	0.0	0.0	
15	0.0	0.0	0.0	0.0	0.0	
16	0.0	0.0	0.0	0.0	0.0	
17 or older	0.0	0.0	0.0	0.0	0.0	
N of Valid	1056	985	938	770	3749	
N of Miss	56	42	21	13	132	

Table 74: How old were you when you first: got suspended from school?










Response	6	8	10	12	Total	
Never	85.5	77.3	75.9	74.7	78.8	
10 or younger	8.6	7.5	4.5	6.3	6.8	
11	4.2	4.7	2.3	2.1	3.4	
12	1.3	4.8	3.5	3.5	3.2	
13	0.4	4.8	4.1	3.0	3.0	
14	0.0	0.8	5.0	4.5	2.4	
15	0.0	0.2	3.7	2.3	1.5	
16	0.0	0.0	1.0	2.5	0.7	
17 or older	0.1	0.0	0.0	1.2	0.3	
N of Valid	1087	988	940	774	3789	
N of Miss	23	40	19	10	92	



Table 75: How old were you when you first: got arrested?










Response	6	8	10	12	Total	
Never	98.0	96.9	93.3	89.7	94.9	
10 or younger	1.1	0.4	0.2	0.1	0.5	
11	0.6	0.9	0.2	0.7	0.6	
12	0.2	0.4	0.7	0.3	0.4	
13	0.0	1.0	1.4	0.7	0.7	
14	0.0	0.4	1.3	1.0	0.6	
15	0.0	0.0	2.6	0.7	0.8	
16	0.1	0.0	0.3	3.1	0.7	
17 or older	0.0	0.0	0.0	3.8	0.8	
N of Valid	1092	986	941	768	3787	
N of Miss	21	42	19	14	96	

Table 76: How old were you when you first: carried a handgun?










Response	6	8	10	12	Total	
Never	95.8	94.5	92.9	91.9	94.0	
10 or younger	2.2	1.3	1.5	1.8	1.7	
11	1.8	0.7	0.4	0.7	1.0	
12	0.1	0.9	0.6	0.3	0.5	
13	0.0	1.6	0.9	0.4	0.7	
14	0.0	0.9	1.5	1.6	0.9	
15	0.0	0.0	1.3	1.4	0.6	
16	0.1	0.0	0.7	1.2	0.5	
17 or older	0.0	0.0	0.1	0.8	0.2	
N of Valid	1087	985	936	768	3776	
N of Miss	23	45	23	16	107	

Table 77: How old were you when you first: attacked someone with the idea of seriously hurting them?


Response	6	8	10	12	Total	
Never	86.7	81.0	79.4	82.2	82.5	
10 or younger	8.1	5.0	4.0	2.6	5.2	
11	4.1	2.8	1.5	1.6	2.6	
12	0.6	4.4	1.7	1.8	2.1	
13	0.3	4.6	3.4	1.9	2.5	
14	0.0	2.1	4.7	2.2	2.2	
15	0.1	0.1	3.3	2.1	1.3	
16	0.0	0.0	1.8	3.2	1.1	
17 or older	0.1	0.0	0.1	2.3	0.5	
N of Valid	1088	985	939	770	3782	
N of Miss	22	43	17	12	94	

Table 78: How old were you when you first: belonged to a gang?


Response	6	8	10	12	Total	
Never	95.6	94.8	93.4	92.1	94.1	
10 or younger	1.7	0.8	1.0	1.4	1.2	
11	1.7	0.9	0.4	0.9	1.0	
12	0.6	1.2	0.5	0.8	0.8	
13	0.2	1.4	1.0	1.7	1.0	
14	0.0	0.8	1.4	0.5	0.7	
15	0.0	0.0	1.7	1.3	0.7	
16	0.0	0.0	0.6	0.6	0.3	
17 or older	0.1	0.0	0.0	0.6	0.2	
N of Valid	1091	990	942	771	3794	
N of Miss	22	40	18	12	92	

Table 79: How wrong do you think it is for someone your age to: take a handgun to school?





Response	6	8	10	12	Total	
Very wrong	90.7	82.8	83.7	86.1	86.0	
Wrong	6.8	13.4	11.9	8.6	10.2	
A little bit wrong	1.8	3.3	3.0	3.4	2.8	
Not wrong at all	0.6	0.4	1.4	1.9	1.0	
N of Valid	1095	991	940	771	3797	
N of Miss	13	39	19	13	84	

Table 80: How wrong do you think it is for someone your age to: steal anything worth more than \$5?





Response	6	8	10	12	Total	
Very wrong	67.1	54.1	54.3	61.8	59.5	
Wrong	25.5	32.9	32.8	27.9	29.7	
A little bit wrong	6.0	11.3	10.5	8.6	9.0	
Not wrong at all	1.5	1.7	2.4	1.7	1.8	
N of Valid	1090	991	933	770	3784	
N of Miss	18	38	27	14	97	

Table 81: How wrong do you think it is for someone your age to: pick a fight with someone?





Response	6	8	10	12	Total	
Very wrong	54.8	35.4	33.4	39.2	41.3	
Wrong	28.1	33.0	32.6	33.9	31.7	
A little bit wrong	13.0	24.7	27.4	22.2	21.5	
Not wrong at all	4.1	6.9	6.6	4.8	5.6	
N of Valid	1090	985	939	771	3785	
N of Miss	22	45	21	13	101	

Table 82: How wrong do you think it is for someone your age to: attack someone with the idea of seriously hurting them?





Response	6	8	10	12	Total	
Very wrong	81.6	66.9	58.8	61.0	67.9	
Wrong	12.1	20.0	22.7	22.9	18.9	
A little bit wrong	3.8	9.3	13.2	12.4	9.3	
Not wrong at all	2.5	3.9	5.3	3.8	3.8	
N of Valid	1094	987	939	769	3789	
N of Miss	19	43	21	15	98	

Table 83: How wrong do you think it is for someone your age to: stay away from school all day when their parents think they are at school?





Response	6	8	10	12	Total	
Very wrong	82.0	60.0	44.3	42.1	58.8	
Wrong	12.8	27.1	30.8	28.9	24.3	
A little bit wrong	4.1	9.5	19.4	22.3	13.0	
Not wrong at all	1.1	3.3	5.4	6.8	3.9	
N of Valid	1093	986	938	768	3785	
N of Miss	18	43	21	16	98	

Table 84: How wrong do you think it is for someone your age to: drink beer, wine or hard liquor (for example, vodka, whiskey, or gin) regularly?





Response	6	8	10	12	Total	
Very wrong	87.7	61.5	38.7	34.5	57.9	
Wrong	8.1	18.6	24.2	22.1	17.7	
A little bit wrong	3.2	15.0	24.7	29.0	16.8	
Not wrong at all	1.0	4.9	12.5	14.3	7.5	
N of Valid	1096	987	939	768	3790	
N of Miss	17	43	20	16	96	

Table 85: How wrong do you think it is for someone your age to: smoke cigarettes?





Response	6	8	10	12	Total	
Very wrong	89.1	68.8	49.5	40.5	64.1	
Wrong	8.5	18.5	24.6	19.9	17.4	
A little bit wrong	1.8	9.2	15.9	19.7	10.9	
Not wrong at all	0.5	3.5	10.0	19.9	7.6	
N of Valid	1094	985	938	768	3785	
N of Miss	19	44	21	16	100	

Table 86: How wrong do you think it is for someone your age to: smoke marijuana?





Response	6	8	10	12	Total	
Very wrong	95.5	82.9	62.2	54.5	75.7	
Wrong	3.3	10.2	16.4	18.4	11.4	
A little bit wrong	0.5	4.4	11.9	13.9	7.1	
Not wrong at all	0.6	2.5	9.5	13.1	5.9	
N of Valid	1096	986	940	770	3792	
N of Miss	17	44	20	14	95	

Table 87: How wrong do you think it is for someone your age to: use LSD, cocaine, amphetamines or another illegal drug?





Response	6	8	10	12	Total	
Very wrong	97.3	93.7	88.5	89.5	92.6	
Wrong	2.0	4.9	7.7	6.6	5.1	
A little bit wrong	0.3	0.8	1.6	2.1	1.1	
Not wrong at all	0.5	0.6	2.2	1.8	1.2	
N of Valid	1098	988	941	770	3797	
N of Miss	15	42	18	14	89	

Table 88: At school during the past 12 months, did you receive help from the resource teacher, speech therapist or other special education teacher?



Response	6	8	10	12	Total	
No	81.7	83.8	90.1	91.5	86.3	
Yes	18.3	16.2	9.9	8.5	13.7	
N of Valid	1052	946	923	742	3663	
N of Miss	61	84	37	42	224	

Table 89: How many times in the past year (12 months) have you: been suspended from school?









Response	6	8	10	12	Total	
Never	88.2	85.1	88.3	92.3	88.3	
1 to 2 times	8.0	11.9	9.5	6.0	9.0	
3 to 5 times	2.1	1.5	1.4	1.2	1.6	
6 to 9 times	1.0	0.9	0.5	0.3	0.7	
10 to 19 times	0.3	0.2	0.1	0.1	0.2	
20 to 29 times	0.2	0.2	0.1	0.0	0.1	
30 to 39 times	0.2	0.0	0.1	0.1	0.1	
40+ times	0.0	0.2	0.0	0.0	0.1	
N of Valid	1095	986	939	770	3790	
N of Miss	17	44	20	13	94	

Table 90: How many times in the past year (12 months) have you: carried a handgun?









Response	6	8	10	12	Total	
Never	96.4	94.8	94.1	93.5	94.8	
1 to 2 times	1.5	2.9	1.6	2.6	2.1	
3 to 5 times	0.9	0.8	1.4	0.4	0.9	
6 to 9 times	0.2	0.7	0.5	0.9	0.6	
10 to 19 times	0.3	0.3	0.2	0.4	0.3	
20 to 29 times	0.1	0.1	0.4	0.3	0.2	
30 to 39 times	0.1	0.2	0.6	0.1	0.3	
40+ times	0.6	0.2	1.1	1.8	0.8	
N of Valid	1090	982	939	768	3779	
N of Miss	23	46	21	16	106	

Table 91: How many times in the past year (12 months) have you: sold illegal drugs?









Response	6	8	10	12	Total	
Never	99.7	99.0	94.5	94.2	97.1	
1 to 2 times	0.0	0.6	2.6	1.9	1.2	
3 to 5 times	0.2	0.2	0.6	1.2	0.5	
6 to 9 times	0.1	0.1	0.9	0.6	0.4	
10 to 19 times	0.0	0.0	0.3	0.6	0.2	
20 to 29 times	0.0	0.0	0.3	0.1	0.1	
30 to 39 times	0.0	0.0	0.2	0.3	0.1	
40+ times	0.0	0.1	0.6	1.0	0.4	
N of Valid	1089	976	940	771	3776	
N of Miss	24	53	20	13	110	

Table 92: How many times in the past year (12 months) have you: stolen or tried to steal a motor vehicle such as a car or motorcycle?







Response	6	8	10	12	Total	
Never	98.4	97.9	98.3	98.2	98.2	
1 to 2 times	0.9	1.5	1.3	1.2	1.2	
3 to 5 times	0.2	0.3	0.2	0.4	0.3	
6 to 9 times	0.1	0.2	0.2	0.0	0.1	
10 to 19 times	0.0	0.0	0.0	0.1	0.0	
20 to 29 times	0.2	0.0	0.0	0.0	0.1	
30 to 39 times	0.0	0.0	0.0	0.0	0.0	
40+ times	0.2	0.1	0.0	0.1	0.1	
N of Valid	1093	982	939	767	3781	
N of Miss	18	46	20	16	100	

Table 93: How many times in the past year (12 months) have you: participated in clubs, organizations or activities at school?









Response	6	8	10	12	Total	
Never	21.3	23.7	21.3	20.7	21.8	
1 to 2 times	30.1	24.9	19.3	16.8	23.4	
3 to 5 times	20.4	18.5	18.3	14.1	18.1	
6 to 9 times	10.0	8.4	10.2	10.3	9.7	
10 to 19 times	4.3	8.4	8.6	12.3	8.0	
20 to 29 times	2.0	4.1	4.4	6.8	4.1	
30 to 39 times	0.8	1.2	2.4	2.5	1.6	
40+ times	11.1	10.9	15.6	16.6	13.3	
N of Valid	1082	980	934	767	3763	
N of Miss	28	48	26	15	117	

Table 94: How many times in the past year (12 months) have you: been arrested?









Response	6	8	10	12	Total	
Never	97.7	97.1	94.8	92.8	95.8	
1 to 2 times	1.7	2.3	4.1	6.3	3.4	
3 to 5 times	0.4	0.2	0.3	0.4	0.3	
6 to 9 times	0.1	0.1	0.2	0.4	0.2	
10 to 19 times	0.1	0.0	0.1	0.1	0.1	
20 to 29 times	0.0	0.0	0.3	0.0	0.1	
30 to 39 times	0.0	0.0	0.2	0.0	0.1	
40+ times	0.0	0.2	0.0	0.0	0.1	
N of Valid	1089	982	936	768	3775	
N of Miss	19	47	24	15	105	



Table 95: How many times in the past year (12 months) have you: done extra work on your own for school?

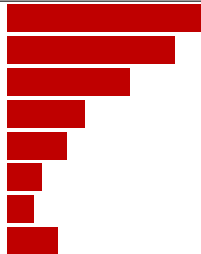
Response	6	8	10	12	Total	
Never	21.6	30.7	34.0	33.9	29.5	
1 to 2 times	28.2	26.7	23.8	20.1	25.1	
3 to 5 times	19.8	17.6	16.1	16.3	17.6	
6 to 9 times	9.3	10.5	10.0	11.1	10.1	
10 to 19 times	7.3	5.8	6.6	9.1	7.1	
20 to 29 times	2.5	2.6	3.7	3.9	3.1	
30 to 39 times	1.9	1.9	1.2	1.7	1.7	
40+ times	9.5	4.2	4.5	4.0	5.8	
N of Valid	1081	979	936	768	3764	
N of Miss	25	50	24	16	115	

Table 96: How many times in the past year (12 months) have you: attacked someone with the idea of seriously hurting them?


Response	6	8	10	12	Total	
Never	88.0	82.6	84.8	87.6	85.7	
1 to 2 times	8.0	10.4	10.4	7.6	9.1	
3 to 5 times	1.7	4.2	1.9	1.7	2.4	
6 to 9 times	1.4	0.8	1.0	1.7	1.2	
10 to 19 times	0.3	0.6	0.3	0.7	0.5	
20 to 29 times	0.1	0.5	0.6	0.1	0.3	
30 to 39 times	0.0	0.0	0.2	0.0	0.1	
40+ times	0.6	0.8	0.7	0.7	0.7	
N of Valid	1087	979	937	765	3768	
N of Miss	26	51	23	19	119	

Table 97: How many times in the past year (12 months) have you: been drunk or high at school?


Response	6	8	10	12	Total	
Never	97.5	94.5	84.3	81.4	90.2	
1 to 2 times	1.7	3.9	7.6	7.7	5.0	
3 to 5 times	0.3	0.8	2.8	4.4	1.9	
6 to 9 times	0.2	0.1	1.6	2.1	0.9	
10 to 19 times	0.1	0.2	1.1	1.3	0.6	
20 to 29 times	0.1	0.2	1.0	0.7	0.5	
30 to 39 times	0.0	0.0	0.6	0.3	0.2	
40+ times	0.1	0.3	1.1	2.2	0.8	
N of Valid	1087	977	937	767	3768	
N of Miss	24	52	23	17	116	

Table 98: How many times in the past year (12 months) have you: volunteered to do community service?

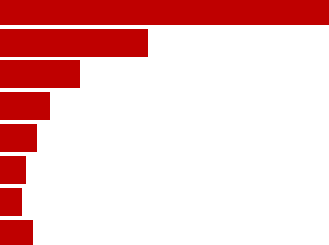
Response	6	8	10	12	Total	
Never	48.7	58.8	55.8	45.1	52.3	
1 to 2 times	24.5	22.6	20.5	19.4	22.0	
3 to 5 times	9.9	8.6	10.6	14.5	10.7	
6 to 9 times	5.6	4.6	6.1	7.4	5.8	
10 to 19 times	3.2	2.3	3.1	6.0	3.5	
20 to 29 times	1.6	1.0	2.0	2.3	1.7	
30 to 39 times	0.9	0.8	0.5	2.2	1.1	
40+ times	5.8	1.3	1.3	3.0	2.9	
N of Valid	1075	975	932	767	3749	
N of Miss	36	54	27	17	134	

Table 99: How many times in the past year (12 months) have you: taken a handgun to school?






Response	6	8	10	12	Total	
Never	99.7	99.4	99.0	98.7	99.3	
1 to 2 times	0.1	0.5	0.5	0.5	0.4	
3 to 5 times	0.2	0.0	0.1	0.3	0.1	
6 to 9 times	0.0	0.0	0.0	0.1	0.0	
10 to 19 times	0.0	0.0	0.0	0.0	0.0	
20 to 29 times	0.0	0.0	0.0	0.3	0.1	
30 to 39 times	0.0	0.0	0.1	0.0	0.0	
40+ times	0.0	0.1	0.2	0.1	0.1	
N of Valid	1089	974	938	768	3769	
N of Miss	24	56	22	15	117	

Table 100: Are you currently on probation, or assigned a probation officer with Juvenile Court?



Response	6	8	10	12	Total	
No	97.3	97.7	97.6	97.8	97.6	
Yes	2.7	2.3	2.4	2.2	2.4	
N of Valid	996	869	863	718	3446	
N of Miss	116	161	97	66	440	

Table 101: Have you ever belonged to a gang?






Response	6	8	10	12	Total	
No	92.4	91.7	90.6	90.1	91.3	
No, but would like to	1.5	1.0	1.5	1.6	1.4	
Yes, in the past	4.1	4.9	4.9	3.6	4.4	
Yes, belong now	1.7	1.8	2.8	4.7	2.6	
Yes, but would like to get out	0.3	0.5	0.2	0.0	0.3	
N of Valid	1094	974	937	769	3774	
N of Miss	18	55	20	15	108	

Table 102: If you have ever belonged to a gang, did that gang have a name?

Response	6	8	10	12	Total
No	11.8	8.6	9.7	14.4	11.0
Yes	5.9	7.6	7.5	8.9	7.4
I have never belonged to a gang	82.2	83.8	82.8	76.7	81.7
N of Valid	1076	958	918	755	3707
N of Miss	31	68	36	21	156

Table 103: How many times have you done the following things? done what feels good no matter what.

Response	6	8	10	12	Total
Never	49.0	34.7	28.5	25.6	35.4
I've done it, but not in the past year	16.5	15.8	15.1	13.1	15.3
Less than once a month	5.7	9.8	13.5	12.6	10.1
About once a month	4.6	7.2	11.8	12.2	8.7
2 or 3 times a month	6.1	8.9	8.0	12.2	8.6
Once a week or more	18.1	23.5	23.0	24.2	22.0
N of Valid	1060	956	920	761	3697
N of Miss	50	74	37	21	182

Table 104: How many times have you done the following things? done something dangerous because someone dared you to do it.

Response	6	8	10	12	Total
Never	72.4	57.5	49.5	52.5	58.8
I've done it, but not in the past year	16.3	19.0	23.6	17.1	19.0
Less than once a month	3.5	9.0	10.8	14.6	9.0
About once a month	3.0	4.6	5.9	5.9	4.7
2 or 3 times a month	2.0	4.1	5.2	5.4	4.0
Once a week or more	2.8	5.8	5.1	4.4	4.5
N of Valid	1082	967	928	765	3742
N of Miss	31	63	31	19	144

Table 105: How many times have you done the following things? done crazy things even if they are a little dangerous.

Response	6	8	10	12	Total	
Never	57.4	41.4	29.4	33.1	41.3	
I've done it, but not in the past year	22.7	21.7	23.0	18.4	21.6	
Less than once a month	6.8	10.6	15.8	16.5	12.0	
About once a month	4.4	6.5	9.6	10.3	7.5	
2 or 3 times a month	3.0	7.1	8.8	9.9	6.9	
Once a week or more	5.7	12.6	13.4	11.8	10.7	
N of Valid	1080	966	931	765	3742	
N of Miss	31	63	29	18	141	

Table 106: You're looking at CD's in a music store with a friend. You look up and see her slip a CD under her coat. She smiles and says 'Which one do you want? Go ahead, take it while nobody's around.' There is nobody in sight, no employees and no other customers. What would you do now?

Response	6	8	10	12	Total	
Ignore her	14.2	16.7	22.2	25.7	19.2	
Grab a CD and leave the store	3.5	6.5	7.4	8.2	6.2	
Tell her to put the CD back	62.1	46.5	37.1	34.2	46.2	
Act like it is a joke, and ask her to put the CD back	20.2	30.3	33.3	31.9	28.4	
N of Valid	1084	957	937	766	3744	
N of Miss	24	66	22	17	129	

Table 107: You are visiting another part of town, and you don't know any of the people your age there. You are walking down the street, and some teenager you don't know is walking toward you. He is about your size, and as he is about to pass you, he deliberately bumps into you and you almost lose your balance. What would you say or do?

Response	6	8	10	12	Total	
Push the person back	18.6	21.6	20.1	16.6	19.3	
Say 'Excuse me' and keep on walking	47.8	38.6	41.6	43.6	43.0	
Say 'Watch where you are going' and keep on walking	28.0	30.8	28.5	26.9	28.6	
Swear at the person and walk away	5.6	9.0	9.7	12.9	9.0	
N of Valid	1082	957	925	752	3716	
N of Miss	28	69	29	26	152	

Table 108: You are at a party at someone's house, and one of your friends offers you a drink containing alcohol. What would you say or do?





Response	6	8	10	12	Total	
Drink it	5.3	22.9	39.5	44.9	26.4	
Tell your friend, 'No thanks, I don't drink' and suggest that you and your friend go and do something else	45.0	34.3	22.0	20.1	31.4	
Just say, 'No thanks' and walk away	31.0	29.2	31.2	30.6	30.5	
Make up a good excuse, tell your friend you had something else to do, and leave	18.6	13.6	7.3	4.3	11.6	
N of Valid	1079	956	929	761	3725	
N of Miss	26	73	29	21	149	

Table 109: It's 8:00 on a weeknight and you are about to go over to a friend's home when your mother asks you where you are going. You say 'Oh, just going to go hang out with some friends.' She says, 'No, you'll just get into trouble if you go out. Stay home tonight.' What would you do now?





Response	6	8	10	12	Total	
Leave the house anyway	2.9	7.1	8.7	9.1	6.7	
Explain what you are going to do with your friends, tell her when you will get home, and ask if you can go out	54.5	60.8	68.5	71.7	63.1	
Not say anything and start watching TV	37.2	23.8	15.9	12.2	23.3	
Get into an argument with her	5.4	8.3	6.9	7.0	6.9	
N of Valid	1074	954	921	757	3706	
N of Miss	32	72	28	23	155	

Table 110: How often do you attend religious services or activities?





Response	6	8	10	12	Total	
Never	14.2	11.2	10.0	10.3	11.6	
Rarely	20.4	22.6	24.0	28.0	23.4	
1-2 Times a Month	13.2	13.4	14.2	16.1	14.1	
About Once a Week or More	52.2	52.8	51.8	45.6	50.9	
N of Valid	1071	947	924	757	3699	
N of Miss	41	81	36	26	184	

Table 111: I do the opposite of what people tell me, just to get them mad.





Response	6	8	10	12	Total	
Very False	54.9	34.6	32.6	38.5	40.8	
Somewhat False	23.8	29.8	29.3	27.7	27.5	
Somewhat True	16.0	31.1	33.4	29.6	27.0	
Very True	5.3	4.5	4.7	4.2	4.7	
N of Valid	1080	946	924	758	3708	
N of Miss	33	84	35	25	177	

Table 112: I like to see how much I can get away with.





Response	6	8	10	12	Total	
Very False	60.1	41.3	31.6	35.0	43.1	
Somewhat False	20.0	25.1	27.4	25.9	24.3	
Somewhat True	13.8	25.5	31.4	29.9	24.5	
Very True	6.1	8.1	9.7	9.2	8.2	
N of Valid	1081	949	925	758	3713	
N of Miss	32	81	35	26	174	

Table 113: I ignore rules that get in my way.





Response	6	8	10	12	Total	
Very False	69.2	47.6	37.7	42.1	50.3	
Somewhat False	17.1	29.0	29.7	28.9	25.7	
Somewhat True	8.5	18.3	25.9	23.5	18.4	
Very True	5.3	5.2	6.7	5.5	5.7	
N of Valid	1084	946	926	758	3714	
N of Miss	29	84	34	26	173	

Table 114: I think sometimes it's okay to cheat at school.

Response	6	8	10	12	Total	
NO!	70.6	33.6	16.1	15.8	36.4	
no	22.2	37.0	35.8	33.0	31.5	
yes	6.0	25.5	39.8	43.2	26.9	
YES!	1.2	3.9	8.3	8.0	5.1	
N of Valid	1089	944	925	760	3718	
N of Miss	22	86	34	24	166	

Table 115: It is important to think before you act.

Response	6	8	10	12	Total	
NO!	2.6	2.8	1.8	1.3	2.2	
no	3.1	5.7	5.0	3.3	4.3	
yes	23.5	37.4	37.7	40.9	34.1	
YES!	70.8	54.1	55.5	54.5	59.4	
N of Valid	1085	943	923	758	3709	
N of Miss	26	86	35	25	172	

Table 116: Sometimes I think that life is not worth it.

Response	6	8	10	12	Total	
NO!	59.3	48.0	47.0	46.1	50.7	
no	20.1	23.3	21.4	26.2	22.5	
yes	13.5	20.2	21.3	20.7	18.6	
YES!	7.1	8.6	10.4	7.0	8.3	
N of Valid	1072	932	917	755	3676	
N of Miss	39	97	41	29	206	



Table 117: At times I think I am no good at all.

Response	6	8	10	12	Total	
NO!	35.4	31.4	30.8	35.3	33.2	
no	23.1	26.4	26.1	27.9	25.6	
yes	29.1	31.3	31.4	28.1	30.0	
YES!	12.4	11.0	11.7	8.7	11.1	
N of Valid	1071	940	921	757	3689	
N of Miss	41	90	38	27	196	

Table 118: All in all, I am inclined to think that I am a failure.

Response	6	8	10	12	Total	
NO!	50.8	46.2	46.8	45.2	47.5	
no	27.6	33.4	33.1	38.1	32.6	
yes	15.3	14.7	14.8	11.3	14.2	
YES!	6.3	5.7	5.3	5.4	5.7	
N of Valid	1061	932	919	754	3666	
N of Miss	51	98	40	30	219	

Table 119: In the past year, have you felt depressed or sad MOST days, even if you felt okay sometimes?

Response	6	8	10	12	Total	
NO!	26.9	29.0	25.8	28.1	27.4	
no	21.0	24.0	25.4	24.3	23.5	
yes	34.9	27.9	30.0	30.9	31.1	
YES!	17.2	19.1	18.8	16.7	18.0	
N of Valid	1077	933	920	754	3684	
N of Miss	35	97	39	29	200	

Table 120: It is all right to beat up people if they start the fight.


Response	6	8	10	12	Total	
NO!	41.6	25.9	17.0	17.7	26.6	
no	20.1	20.5	19.9	18.7	19.8	
yes	20.0	25.7	32.2	32.8	27.1	
YES!	18.4	27.9	30.8	30.8	26.4	
N of Valid	1082	937	921	753	3693	
N of Miss	28	93	37	31	189	

Table 121: I think it is okay to take something without asking if you can get away with it.


Response	6	8	10	12	Total	
NO!	76.6	58.2	52.9	55.0	61.6	
no	18.1	33.9	38.4	36.0	30.8	
yes	3.9	6.3	7.3	7.0	6.0	
YES!	1.4	1.6	1.4	2.0	1.6	
N of Valid	1080	933	921	756	3690	
N of Miss	32	96	38	28	194	

Table 122: Sometimes we don't know what we will do as adults, but we may have an idea. Please answer how true these statements may be for you. WHEN I AM AN ADULT I WILL: smoke cigarettes.


Response	6	8	10	12	Total	
NO!	82.0	72.0	67.7	60.3	71.5	
no	14.2	21.3	19.8	21.3	18.9	
yes	3.3	5.6	10.2	12.8	7.6	
YES!	0.5	1.1	2.3	5.6	2.1	
N of Valid	1083	928	922	756	3689	
N of Miss	30	99	38	27	194	

Table 123: Sometimes we don't know what we will do as adults, but we may have an idea. Please answer how true these statements may be for you. WHEN I AM AN ADULT I WILL: drink beer, wine, or liquor.


Response	6	8	10	12	Total	
NO!	65.8	39.2	26.6	24.1	40.8	
no	15.2	21.5	20.0	18.7	18.7	
yes	15.5	30.8	39.7	39.6	30.3	
YES!	3.5	8.5	13.7	17.6	10.2	
N of Valid	1080	930	919	755	3684	
N of Miss	33	100	40	28	201	

Table 124: Sometimes we don't know what we will do as adults, but we may have an idea. Please answer how true these statements may be for you. WHEN I AM AN ADULT I WILL: smoke marijuana.


Response	6	8	10	12	Total	
NO!	91.9	81.5	70.2	64.6	78.3	
no	6.9	13.9	17.6	22.6	14.6	
yes	0.8	3.7	7.7	8.4	4.8	
YES!	0.4	1.0	4.5	4.4	2.4	
N of Valid	1081	929	920	752	3682	
N of Miss	31	101	38	30	200	

Table 125: Sometimes we don't know what we will do as adults, but we may have an idea. Please answer how true these statements may be for you. WHEN I AM AN ADULT I WILL: use LSD, cocaine, amphetamines or another illegal drug.


Response	6	8	10	12	Total	
NO!	94.6	90.0	90.2	89.0	91.2	
no	4.7	9.3	8.6	10.3	8.0	
yes	0.5	0.3	0.5	0.0	0.4	
YES!	0.2	0.3	0.7	0.7	0.4	
N of Valid	1080	932	922	755	3689	
N of Miss	33	98	38	29	198	

Table 126: How much do you think people risk harming themselves (physically or in other ways) if they: smoked one or more packs of cigarettes per day?


Response	6	8	10	12	Total	
No risk	15.3	11.0	5.1	5.9	9.7	
Slight risk	8.0	8.8	7.9	7.5	8.1	
Moderate risk	15.2	18.2	19.6	22.7	18.6	
Great risk	61.4	62.0	67.4	63.9	63.6	
N of Valid	1045	919	917	745	3626	
N of Miss	65	111	43	39	258	

Table 127: How much do you think people risk harming themselves (physically or in other ways) if they: try marijuana once or twice?


Response	6	8	10	12	Total	
No risk	15.7	14.5	21.3	28.8	19.5	
Slight risk	18.7	19.9	27.1	28.4	23.1	
Moderate risk	23.7	26.7	23.0	16.0	22.7	
Great risk	41.9	39.0	28.6	26.7	34.7	
N of Valid	1043	911	915	742	3611	
N of Miss	69	119	45	42	275	

Table 128: How much do you think people risk harming themselves (physically or in other ways) if they: smoke marijuana regularly?


Response	6	8	10	12	Total	
No risk	15.7	10.5	10.2	13.9	12.6	
Slight risk	4.3	6.4	13.0	15.8	9.4	
Moderate risk	10.4	12.1	18.0	20.5	14.8	
Great risk	69.5	71.0	58.8	49.8	63.1	
N of Valid	1037	903	900	735	3575	
N of Miss	74	124	57	47	302	

Table 129: How much do you think people risk harming themselves (physically or in other ways) if they: take one or two drinks of an alcoholic beverage (beer, wine, liquor) nearly every day?


Response	6	8	10	12	Total	
No risk	17.5	15.8	14.5	15.0	15.8	
Slight risk	18.5	25.9	27.2	26.6	24.2	
Moderate risk	22.8	27.2	28.5	27.0	26.2	
Great risk	41.3	31.1	29.7	31.4	33.8	
N of Valid	1037	911	911	738	3597	
N of Miss	75	119	48	46	288	

Table 130: How much do you think people risk harming themselves (physically or in other ways) if they: have five or more drinks once or twice each weekend?

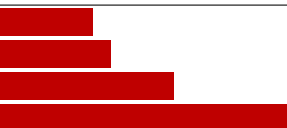
Response	6	8	10	12	Total	
No risk	16.4	12.5	10.4	11.8	12.9	
Slight risk	10.3	16.1	18.3	19.8	15.7	
Moderate risk	22.7	26.0	29.2	27.6	26.2	
Great risk	50.6	45.4	42.1	40.9	45.1	
N of Valid	1042	909	917	739	3607	
N of Miss	69	121	43	45	278	

Table 131: Have you ever used smokeless tobacco (chew, snuff, plug, dipping tobacco, or chewing tobacco)?


Response	6	8	10	12	Total	
Never	93.4	82.9	77.5	73.7	82.7	
Once or Twice	4.8	9.6	10.4	9.7	8.4	
Once in a while but not regularly	1.3	3.1	5.8	6.2	3.9	
Regularly in the past	0.3	1.9	1.7	2.8	1.6	
Regularly now	0.2	2.6	4.6	7.7	3.4	
N of Valid	1059	910	920	745	3634	
N of Miss	54	119	40	39	252	

Table 132: How often have you taken smokeless tobacco during the past 30 days?


Response	6	8	10	12	Total	
Not at all	98.0	92.9	89.2	86.3	92.1	
Once or twice	1.7	3.6	4.8	3.7	3.4	
Once or twice per week	0.0	0.5	0.7	1.6	0.6	
Three to five times per week	0.1	0.7	1.5	1.3	0.9	
About once a day	0.1	0.7	0.9	1.2	0.7	
More than once a day	0.1	1.6	2.9	5.8	2.4	
N of Valid	1036	911	918	747	3612	
N of Miss	76	119	41	37	273	

Table 133: Have you ever smoked cigarettes?


Response	6	8	10	12	Total	
Never	90.4	76.0	63.9	50.1	71.8	
Once or Twice	7.2	15.2	16.6	18.6	13.9	
Once in a while but not regularly	1.4	4.7	9.5	11.7	6.4	
Regularly in the past	0.7	2.6	4.1	5.8	3.1	
Regularly now	0.4	1.4	5.9	13.8	4.8	
N of Valid	1057	913	918	746	3634	
N of Miss	56	117	40	38	251	

Table 134: How frequently have you smoked cigarettes during the past 30 days?


Response	6	8	10	12	Total	
Not at all	97.4	92.8	84.4	75.0	88.3	
Less than one cigarette per day	1.7	5.0	7.5	9.0	5.5	
One to five cigarettes per day	0.5	1.8	5.4	9.4	3.9	
About one-half pack per day	0.2	0.3	1.2	3.8	1.2	
About one pack per day	0.1	0.1	0.8	1.3	0.5	
About one and one-half packs per day	0.0	0.0	0.3	0.7	0.2	
Two packs or more per day	0.1	0.0	0.3	0.8	0.3	
N of Valid	1038	908	919	744	3609	
N of Miss	75	122	41	39	277	

Table 135: Which statement best describes rules about smoking inside your home?






Response	6	8	10	12	Total	
Smoking is not allowed anywhere inside your home	66.7	61.3	71.3	71.3	67.5	
Smoking is allowed in some places and at some times	8.1	9.2	6.1	5.8	7.4	
Smoking is allowed anywhere inside the home	3.5	4.0	4.3	4.4	4.0	
There are no rules about smoking inside the home	5.8	9.9	8.0	8.7	8.0	
I don't know	16.0	15.6	10.4	9.7	13.2	
N of Valid	1041	902	915	743	3601	
N of Miss	67	126	43	40	276	

Table 136: Which statement best describes rules about smoking in your family cars?







Response	6	8	10	12	Total	
Smoking is never allowed in any car	61.8	52.1	58.2	57.5	57.6	
Smoking is allowed sometimes or in some cars	13.0	14.5	12.9	14.0	13.5	
Smoking is allowed in any car anytime	3.8	6.7	6.1	6.5	5.7	
There are no rules about smoking in the car	7.6	10.3	10.0	10.3	9.5	
We do not have a family car	0.9	0.8	1.0	1.5	1.0	
I don't know	12.8	15.7	11.8	10.2	12.7	
N of Valid	1043	899	917	744	3603	
N of Miss	67	131	42	39	279	

Table 137: During this school year, were you taught in any of your classes about the dangers of tobacco use?






Response	6	8	10	12	Total	
Strongly agree	51.7	27.3	19.8	16.0	30.1	
Agree	24.8	34.3	31.5	30.1	30.0	
Disagree	4.5	11.6	15.0	16.3	11.4	
Strongly disagree	5.1	7.6	15.6	19.0	11.3	
I don't know	14.0	19.2	18.2	18.5	17.3	
N of Valid	1025	891	909	730	3555	
N of Miss	86	139	51	52	328	

Table 138: During the past 12 months, have you participated in any community activities to discourage people your age from using cigarettes, chewing tobacco, snuff, dip or cigars?






Response	6	8	10	12	Total	
Strongly agree	29.0	15.8	10.6	11.6	17.4	
Agree	19.5	19.4	18.5	16.8	18.7	
Disagree	12.5	20.8	22.9	22.5	19.3	
Strongly disagree	13.9	20.3	26.6	31.2	22.4	
I don't know	25.0	23.6	21.5	18.0	22.3	
N of Valid	1019	890	909	734	3552	
N of Miss	92	138	51	50	331	

Table 139: On how many occasions have you had alcoholic beverages (beer, wine or hard liquor) to drink in your lifetime - more than just a few sips?








Response	6	8	10	12	Total	
0	84.0	60.6	39.6	31.5	56.1	
1-2	10.9	16.6	15.2	13.3	13.9	
3-5	2.8	7.2	13.4	10.6	8.2	
6-9	0.9	4.8	7.7	8.6	5.2	
10-19	0.7	4.1	9.6	8.4	5.4	
20-39	0.3	2.4	5.3	8.0	3.7	
40+	0.5	4.3	9.2	19.5	7.6	
N of Valid	1051	909	920	742	3622	
N of Miss	62	121	40	42	265	



Table 140: On how many occasions have you had beer, wine or hard liquor to drink during the past 30 days?


Response	6	8	10	12	Total	
0	96.3	83.8	70.1	61.2	79.3	
1-2	3.1	10.2	14.4	15.3	10.2	
3-5	0.4	3.1	6.0	9.5	4.4	
6-9	0.1	2.0	4.1	5.3	2.7	
10-19	0.1	0.7	2.4	5.7	2.0	
20-39	0.1	0.3	1.5	1.5	0.8	
40+	0.0	0.0	1.4	1.5	0.7	
N of Valid	1042	906	916	737	3601	
N of Miss	71	123	44	45	283	

Table 141: On how many occasions have you used marijuana (grass, pot) or hashish (hash, hash oil) in your lifetime?


Response	6	8	10	12	Total	
0	98.3	93.3	76.6	65.6	84.8	
1-2	1.1	3.2	6.7	8.5	4.6	
3-5	0.2	0.9	4.0	4.5	2.2	
6-9	0.3	1.0	3.2	4.7	2.1	
10-19	0.1	0.2	2.6	4.7	1.7	
20-39	0.1	0.9	2.1	2.3	1.2	
40+	0.0	0.6	4.8	9.7	3.4	
N of Valid	1047	905	909	741	3602	
N of Miss	66	124	48	43	281	

Table 142: On how many occasions have you used marijuana (grass, pot) or hashish (hash, hash oil) during the past 30 days?


Response	6	8	10	12	Total	
0	99.3	97.2	88.0	82.6	92.5	
1-2	0.3	1.3	5.8	7.3	3.4	
3-5	0.0	0.2	2.4	3.5	1.4	
6-9	0.3	0.4	0.7	1.3	0.6	
10-19	0.1	0.3	1.2	1.2	0.7	
20-39	0.0	0.2	0.4	1.5	0.5	
40+	0.0	0.2	1.5	2.6	1.0	
N of Valid	1039	906	913	741	3599	
N of Miss	74	124	47	43	288	

Table 143: On how many occasions have you used LSD or other psychedelics in your lifetime?


Response	6	8	10	12	Total	
0	99.8	100.0	98.3	98.5	99.2	
1-2	0.1	0.0	1.0	0.7	0.4	
3-5	0.0	0.0	0.2	0.4	0.1	
6-9	0.0	0.0	0.1	0.1	0.1	
10-19	0.1	0.0	0.1	0.0	0.1	
20-39	0.0	0.0	0.2	0.1	0.1	
40+	0.0	0.0	0.1	0.1	0.1	
N of Valid	1037	905	916	741	3599	
N of Miss	76	125	44	43	288	

Table 144: On how many occasions have you used LSD or other psychedelics during the past 30 days?


Response	6	8	10	12	Total	
0	99.9	100.0	99.5	99.5	99.7	
1-2	0.1	0.0	0.1	0.1	0.1	
3-5	0.0	0.0	0.1	0.1	0.1	
6-9	0.0	0.0	0.1	0.0	0.0	
10-19	0.0	0.0	0.1	0.1	0.1	
20-39	0.0	0.0	0.0	0.1	0.0	
40+	0.0	0.0	0.1	0.0	0.0	
N of Valid	1029	903	917	742	3591	
N of Miss	84	127	43	42	296	

Table 145: On how many occasions have you used cocaine or crack in your lifetime?


Response	6	8	10	12	Total	
0	99.4	99.6	98.0	96.9	98.6	
1-2	0.4	0.3	1.3	1.8	0.9	
3-5	0.1	0.0	0.1	0.4	0.1	
6-9	0.0	0.1	0.2	0.0	0.1	
10-19	0.1	0.0	0.0	0.3	0.1	
20-39	0.0	0.0	0.2	0.1	0.1	
40+	0.0	0.0	0.1	0.5	0.1	
N of Valid	1046	905	916	741	3608	
N of Miss	67	125	44	43	279	

Table 146: On how many occasions have you used cocaine or crack during the past 30 days?


Response	6	8	10	12	Total	
0	99.8	99.7	99.0	98.9	99.4	
1-2	0.1	0.0	0.7	0.3	0.3	
3-5	0.1	0.3	0.0	0.3	0.2	
6-9	0.0	0.0	0.1	0.1	0.1	
10-19	0.0	0.0	0.1	0.1	0.1	
20-39	0.0	0.0	0.1	0.1	0.1	
40+	0.0	0.0	0.0	0.1	0.0	
N of Valid	1033	902	913	742	3590	
N of Miss	80	127	47	42	296	

Table 147: On how many occasions have you sniffed glue, breathed the contents of an aerosol spray can, or inhaled other gases or sprays, in order to get high in your lifetime?


Response	6	8	10	12	Total	
0	92.2	87.3	87.2	90.7	89.4	
1-2	4.9	7.9	7.5	4.4	6.2	
3-5	1.5	2.5	2.6	1.5	2.1	
6-9	0.7	0.7	0.9	0.9	0.8	
10-19	0.3	0.8	0.9	0.9	0.7	
20-39	0.3	0.4	0.5	0.8	0.5	
40+	0.1	0.3	0.3	0.7	0.3	
N of Valid	1042	906	914	742	3604	
N of Miss	70	124	45	42	281	

Table 148: On how many occasions have you sniffed glue, breathed the contents of an aerosol spray can, or inhaled other gases or sprays, in order to get high during the past 30 days?






Response	6	8	10	12	Total	
0	96.5	94.8	95.6	97.8	96.1	
1-2	2.9	3.5	3.4	1.6	2.9	
3-5	0.2	0.9	0.5	0.4	0.5	
6-9	0.1	0.7	0.3	0.1	0.3	
10-19	0.3	0.1	0.0	0.0	0.1	
20-39	0.0	0.0	0.0	0.0	0.0	
40+	0.0	0.0	0.1	0.0	0.0	
N of Valid	1034	904	913	739	3590	
N of Miss	77	126	47	45	295	

Table 149: On how many occasions have you used phenoxydine (pox, px, breeze) in your lifetime?


Response	6	8	10	12	Total	
0	100.0	100.0	100.0	100.0	100.0	
1-2	0.0	0.0	0.0	0.0	0.0	
3-5	0.0	0.0	0.0	0.0	0.0	
6-9	0.0	0.0	0.0	0.0	0.0	
10-19	0.0	0.0	0.0	0.0	0.0	
20-39	0.0	0.0	0.0	0.0	0.0	
40+	0.0	0.0	0.0	0.0	0.0	
N of Valid	1033	902	913	740	3588	
N of Miss	80	128	47	44	299	

Table 150: On how many occasions have you used phenoxydine (pox, px, breeze) during the past 30 days?


Response	6	8	10	12	Total	
0	100.0	100.0	100.0	100.0	100.0	
1-2	0.0	0.0	0.0	0.0	0.0	
3-5	0.0	0.0	0.0	0.0	0.0	
6-9	0.0	0.0	0.0	0.0	0.0	
10-19	0.0	0.0	0.0	0.0	0.0	
20-39	0.0	0.0	0.0	0.0	0.0	
40+	0.0	0.0	0.0	0.0	0.0	
N of Valid	1018	901	910	738	3567	
N of Miss	94	129	50	46	319	

Table 151: On how many occasions have you used sedatives (tranquilizers, such as Valium or Xanax, barbiturates, or sleeping pills) without a doctor telling you to take them, in your lifetime?








Response	6	8	10	12	Total	
0	95.5	92.9	87.0	85.5	90.6	
1-2	3.0	4.1	4.9	4.3	4.0	
3-5	0.4	1.0	2.4	3.8	1.8	
6-9	0.5	0.9	1.8	1.6	1.1	
10-19	0.3	0.4	1.9	1.1	0.9	
20-39	0.2	0.1	0.8	1.4	0.6	
40+	0.2	0.6	1.3	2.3	1.0	
N of Valid	1046	901	913	737	3597	
N of Miss	67	129	47	47	290	

Table 152: On how many occasions have you used sedatives (tranquilizers, such as Valium or Xanax, barbiturates, or sleeping pills) without a doctor telling you to take them, during the past 30 days?








Response	6	8	10	12	Total	
0	98.2	96.6	93.0	93.2	95.4	
1-2	1.3	2.5	4.3	3.3	2.8	
3-5	0.2	0.2	1.3	1.1	0.7	
6-9	0.1	0.3	0.7	1.2	0.5	
10-19	0.0	0.1	0.5	0.7	0.3	
20-39	0.1	0.2	0.1	0.4	0.2	
40+	0.1	0.0	0.1	0.1	0.1	
N of Valid	1027	902	913	738	3580	
N of Miss	86	128	47	46	307	

Table 153: On how many occasions have you used methamphetamines (meth, speed, crank, crystal meth) in your lifetime?








Response	6	8	10	12	Total	
0	99.5	99.4	98.4	97.6	98.8	
1-2	0.3	0.3	0.8	1.5	0.7	
3-5	0.0	0.1	0.1	0.4	0.1	
6-9	0.1	0.1	0.3	0.0	0.1	
10-19	0.1	0.0	0.0	0.3	0.1	
20-39	0.0	0.0	0.2	0.1	0.1	
40+	0.0	0.0	0.2	0.1	0.1	
N of Valid	1039	900	911	738	3588	
N of Miss	74	130	49	46	299	

Table 154: On how many occasions have you used methamphetamines (meth, speed, crank, crystal meth) in the past 30 days?


Response	6	8	10	12	Total	
0	99.8	99.8	99.2	99.3	99.6	
1-2	0.1	0.2	0.5	0.3	0.3	
3-5	0.1	0.0	0.0	0.1	0.1	
6-9	0.0	0.0	0.1	0.0	0.0	
10-19	0.0	0.0	0.0	0.3	0.1	
20-39	0.0	0.0	0.0	0.0	0.0	
40+	0.0	0.0	0.1	0.0	0.0	
N of Valid	1024	897	910	736	3567	
N of Miss	89	133	50	47	319	

Table 155: On how many occasions have you used stimulants, other than Methamphetamines (such as amphetamines, Ritalin or Dexedrine) without a doctor telling you to take them, in your lifetime?


Response	6	8	10	12	Total	
0	99.7	99.6	98.1	96.9	98.7	
1-2	0.3	0.3	0.5	1.2	0.6	
3-5	0.0	0.0	0.3	0.4	0.2	
6-9	0.0	0.0	0.4	0.3	0.2	
10-19	0.0	0.0	0.1	0.4	0.1	
20-39	0.0	0.1	0.2	0.0	0.1	
40+	0.0	0.0	0.2	0.8	0.2	
N of Valid	1037	900	912	737	3586	
N of Miss	76	130	48	47	301	

Table 156: On how many occasions have you used stimulants, other than Methamphetamines (such as amphetamines, Ritalin or Dexedrine) without a doctor telling you to take them, during the past 30 days?






Response	6	8	10	12	Total	
0	99.8	99.6	99.0	99.1	99.4	
1-2	0.2	0.3	0.8	0.5	0.4	
3-5	0.0	0.0	0.2	0.0	0.1	
6-9	0.0	0.1	0.0	0.1	0.1	
10-19	0.0	0.0	0.0	0.0	0.0	
20-39	0.0	0.0	0.0	0.3	0.1	
40+	0.0	0.0	0.0	0.0	0.0	
N of Valid	1018	897	910	738	3563	
N of Miss	95	133	50	46	324	

Table 157: On how many occasions have you used heroin or other opiates in your lifetime?






Response	6	8	10	12	Total	
0	99.4	99.8	99.2	99.5	99.5	
1-2	0.4	0.2	0.4	0.3	0.3	
3-5	0.1	0.0	0.1	0.0	0.1	
6-9	0.0	0.0	0.1	0.1	0.1	
10-19	0.1	0.0	0.0	0.0	0.0	
20-39	0.0	0.0	0.0	0.0	0.0	
40+	0.0	0.0	0.1	0.1	0.1	
N of Valid	1030	899	911	737	3577	
N of Miss	82	131	49	47	309	



Table 158: On how many occasions have you used heroin or other opiates during the past 30 days?

Response	6	8	10	12	Total	
0	99.9	99.8	99.6	100.0	99.8	
1-2	0.1	0.1	0.3	0.0	0.1	
3-5	0.0	0.1	0.0	0.0	0.0	
6-9	0.0	0.0	0.0	0.0	0.0	
10-19	0.0	0.0	0.1	0.0	0.0	
20-39	0.0	0.0	0.0	0.0	0.0	
40+	0.0	0.0	0.0	0.0	0.0	
N of Valid	1017	900	912	737	3566	
N of Miss	96	130	48	47	321	

Table 159: On how many occasions have you used MDMA ('X', 'E', or ecstasy) in your lifetime?

Response	6	8	10	12	Total	
0	99.8	99.3	97.1	95.8	98.2	
1-2	0.2	0.2	1.9	2.2	1.0	
3-5	0.0	0.1	0.4	1.1	0.4	
6-9	0.0	0.2	0.2	0.4	0.2	
10-19	0.0	0.1	0.3	0.3	0.2	
20-39	0.0	0.0	0.0	0.3	0.1	
40+	0.0	0.0	0.0	0.0	0.0	
N of Valid	1028	901	911	737	3577	
N of Miss	85	129	49	47	310	

Table 160: On how many occasions have you used MDMA ('X', 'E', or ecstasy) during the past 30 days?

Response	6	8	10	12	Total	
0	99.8	99.9	99.1	99.7	99.6	
1-2	0.2	0.0	0.6	0.1	0.2	
3-5	0.0	0.1	0.3	0.0	0.1	
6-9	0.0	0.0	0.0	0.0	0.0	
10-19	0.0	0.0	0.0	0.1	0.0	
20-39	0.0	0.0	0.0	0.0	0.0	
40+	0.0	0.0	0.0	0.0	0.0	
N of Valid	1012	898	909	737	3556	
N of Miss	101	132	51	47	331	

Table 161: On how many occasions have you taken prescription drugs (such as Valium, Xanax, Ritalin, Adderall, OxyContin, Darvocet, or sleeping pills) on your own-that is, without a doctor telling you to take them in your lifetime?








Response	6	8	10	12	Total	
0	96.6	92.3	85.8	83.7	90.1	
1-2	2.3	4.4	6.3	4.2	4.2	
3-5	0.1	1.8	3.0	3.8	2.0	
6-9	0.4	0.6	1.0	1.5	0.8	
10-19	0.2	0.2	2.0	2.0	1.0	
20-39	0.4	0.2	0.8	0.8	0.5	
40+	0.0	0.4	1.2	3.9	1.2	
N of Valid	1034	901	909	738	3582	
N of Miss	79	129	51	46	305	

Table 162: On how many occasions have you taken prescription drugs (such as Valium, Xanax, Ritalin, Adderall, OxyContin, Darvocet, or sleeping pills) on your own-that is, without a doctor telling you to take them during the past 30 days?








Response	6	8	10	12	Total	
0	97.7	95.8	93.2	92.3	94.9	
1-2	2.0	2.6	4.2	3.5	3.0	
3-5	0.3	0.7	1.4	1.6	1.0	
6-9	0.0	0.2	0.7	1.4	0.5	
10-19	0.0	0.4	0.4	0.7	0.4	
20-39	0.0	0.0	0.0	0.3	0.1	
40+	0.0	0.3	0.1	0.3	0.2	
N of Valid	1022	898	907	737	3564	
N of Miss	90	132	52	47	321	

Table 163: On how many occasions have you taken non-prescription medicines such as diet pills (for example, Dietac, Dexatrim or Prolamine), stay-awake pills (for example No-Doz, Vivarin, or Wake), or cough or cold medicines (robos, DXM, etc.) to get high in your lifetime?








Response	6	8	10	12	Total	
0	97.3	95.8	93.8	93.5	95.2	
1-2	1.4	1.8	2.2	2.3	1.9	
3-5	0.5	1.1	1.0	0.7	0.8	
6-9	0.2	0.6	0.7	1.1	0.6	
10-19	0.4	0.3	0.7	0.5	0.5	
20-39	0.2	0.1	0.6	0.7	0.4	
40+	0.1	0.3	1.1	1.2	0.6	
N of Valid	1034	900	907	736	3577	
N of Miss	79	130	52	48	309	

Table 164: On how many occasions have you taken non-prescription medicines such as diet pills (for example, Dietac, Dexatrim or Prolamine), stay-awake pills (for example No-Doz, Vivarin, or Wake), or cough or cold medicines (robos, DXM, etc.) to get high during the past 30 days?








Response	6	8	10	12	Total	
0	98.7	97.6	96.9	97.1	97.6	
1-2	1.0	1.3	1.5	1.1	1.2	
3-5	0.2	0.4	0.6	1.1	0.5	
6-9	0.1	0.6	0.7	0.3	0.4	
10-19	0.0	0.0	0.2	0.0	0.1	
20-39	0.0	0.0	0.0	0.4	0.1	
40+	0.0	0.1	0.1	0.0	0.1	
N of Valid	1018	898	908	734	3558	
N of Miss	94	132	51	49	326	

Table 165: On how many occasions have you been drunk or very high from drinking alcoholic beverages during the past 30 days?


Response	6	8	10	12	Total	
0	98.1	92.0	78.8	74.3	86.8	
1-2	1.4	4.7	11.6	12.5	7.1	
3-5	0.2	1.5	3.8	5.6	2.5	
6-9	0.1	0.8	2.8	3.4	1.6	
10-19	0.1	0.4	1.7	1.9	1.0	
20-39	0.0	0.3	0.2	0.5	0.3	
40+	0.1	0.2	1.2	1.8	0.8	
N of Valid	1036	893	905	735	3569	
N of Miss	77	135	53	49	314	

Table 166: On how many occasions have you drunk flavored alcoholic beverages, sometimes called 'alcopops' (like Mike's Hard Lemonade, Smirnoff Ice, Bacardi Breezers, etc.) in your lifetime?


Response	6	8	10	12	Total	
0	90.6	71.5	54.7	47.1	67.7	
1-2	6.3	13.9	14.0	12.4	11.4	
3-5	1.9	5.3	9.4	8.6	6.0	
6-9	0.8	3.6	6.9	9.8	4.9	
10-19	0.1	2.8	6.4	9.5	4.3	
20-39	0.0	1.2	3.3	4.9	2.2	
40+	0.3	1.8	5.3	7.7	3.5	
N of Valid	1035	894	907	736	3572	
N of Miss	78	132	51	47	308	

Table 167: On how many occasions have you drunk flavored alcoholic beverages, sometimes called 'alcopops' (like Mike's Hard Lemonade, Smirnoff Ice, Bacardi Breezers, etc.) during the past 30 days?


Response	6	8	10	12	Total	
0	97.0	88.6	80.0	74.8	86.0	
1-2	2.0	7.5	9.6	13.4	7.7	
3-5	0.3	1.9	4.7	6.0	3.0	
6-9	0.3	1.2	2.0	3.1	1.5	
10-19	0.1	0.2	1.9	1.2	0.8	
20-39	0.0	0.2	0.9	0.5	0.4	
40+	0.3	0.3	1.0	0.9	0.6	
N of Valid	1026	898	909	737	3570	
N of Miss	87	132	50	47	316	

Table 168: Think back over the last two weeks. How many times have you had five or more alcoholic drinks in a row?


Response	6	8	10	12	Total	
None	96.5	90.3	81.1	74.4	86.5	
Once	2.0	4.3	6.3	8.9	5.1	
Twice	1.1	2.4	5.1	6.5	3.5	
3-5 times	0.3	1.6	4.2	5.2	2.6	
6-9 times	0.0	0.8	1.9	2.2	1.1	
10 or more times	0.1	0.7	1.3	2.8	1.1	
N of Valid	1032	887	899	727	3545	
N of Miss	81	143	61	57	342	

Table 169: During the past 30 days, how many times did you ride in a car or other vehicle driven by someone who had been drinking alcohol?


Response	6	8	10	12	Total	
0 times	80.3	76.0	77.4	74.7	77.3	
1 time	9.0	10.3	10.7	11.0	10.2	
2 or 3 times	5.1	8.1	5.9	8.9	6.9	
4 or 5 times	1.3	2.5	2.0	2.5	2.0	
6 or more times	4.2	3.2	4.0	2.9	3.6	
N of Valid	1017	886	899	727	3529	
N of Miss	96	144	61	57	358	

Table 170: During the past 30 days, how many times did you drive a car or other vehicle when you had been drinking alcohol?







Response	6	8	10	12	Total	
I did not drive a car in the past 30 days	40.7	42.5	28.1	16.2	32.8	
0 times	57.1	52.6	66.5	71.5	61.4	
1 time	1.3	1.6	3.0	6.6	2.9	
2 or 3 times	0.2	1.7	1.3	2.8	1.4	
4 or 5 times	0.2	0.5	0.5	1.2	0.6	
6 or more times	0.5	1.2	0.7	1.7	1.0	
N of Valid	991	862	875	723	3451	
N of Miss	95	147	62	57	361	

Table 171: If you drank alcohol (not just a sip or taste) in the past year, how did you usually get it?













Response	6	8	10	12	Total	
I did not drink alcohol in the past year	90.1	71.0	53.0	40.6	65.7	
I bought it myself with a fake ID	0.1	0.2	0.2	0.6	0.3	
I bought it myself without a fake ID	0.0	0.1	1.1	7.3	1.8	
I got it from someone I know age 21 or older	1.2	7.1	15.8	21.9	10.7	
I got it from someone I know under age 21	0.6	3.6	7.8	6.6	4.4	
I got it from my brother or sister	0.4	0.8	2.0	1.3	1.1	
I got it from home with my parents' permission	1.7	4.9	5.1	4.1	3.8	
I got it from home without my parents' permission	1.5	3.8	2.9	1.4	2.4	
I got it from another relative	1.5	2.7	3.9	3.9	2.9	
A stranger bought it for me	0.0	0.5	0.7	1.3	0.6	
I took it from a store or shop	0.2	0.1	0.1	0.1	0.1	
Other	2.6	5.1	7.3	11.0	6.2	
N of Valid	990	860	871	712	3433	
N of Miss	119	157	68	60	404	

Table 172: If you drank alcohol (not just a sip or taste) in the past year, where did you usually drink it?











Response	6	8	10	12	Total	
I did not drink alcohol in the past year	90.9	72.0	55.4	42.0	67.1	
at my home	5.3	10.1	12.3	13.5	10.0	
at someone else's home	2.3	12.8	23.6	33.4	16.8	
at an open area like a park, beach, field, back road, woods, or a street corner	0.9	3.3	5.8	7.0	4.0	
at a sporting event or concert	0.0	0.5	0.1	0.0	0.1	
at a restaurant, bar, or a nightclub	0.1	0.1	0.8	1.0	0.5	
at an empty building or a construction site	0.0	0.5	0.2	0.0	0.2	
at a hotel/motel	0.3	0.4	0.6	0.7	0.5	
in a car	0.1	0.1	0.9	2.1	0.7	
at school	0.0	0.4	0.2	0.3	0.2	
N of Valid	982	853	852	704	3391	
N of Miss	126	164	74	60	424	

Table 173: During the last month, about how many marijuana cigarettes, or the equivalent, did you smoke a day, on the average?








Response	6	8	10	12	Total	
None	98.5	95.6	86.5	82.7	91.5	
Less than 1 a day	0.6	1.8	4.9	6.2	3.2	
1 a day	0.2	1.0	2.4	2.9	1.5	
2-3 a day	0.4	0.8	3.5	3.9	2.0	
4-6 a day	0.2	0.3	1.6	1.9	0.9	
7-10 a day	0.1	0.3	0.7	1.0	0.5	
11 or more a day	0.0	0.1	0.4	1.4	0.4	
N of Valid	1009	878	892	724	3503	
N of Miss	104	152	68	60	384	

Table 174: How wrong would most adults (over 21) in your neighborhood think it is for kids your age: to use marijuana?





Response	6	8	10	12	Total	
Very wrong	92.8	82.7	72.4	67.3	79.8	
Wrong	4.1	10.0	15.8	17.4	11.3	
A little bit wrong	1.8	5.5	7.5	10.6	6.0	
Not wrong at all	1.3	1.7	4.2	4.7	2.9	
N of Valid	983	869	878	719	3449	
N of Miss	130	160	80	63	433	

Table 175: How wrong would most adults (over 21) in your neighborhood think it is for kids your age: to drink alcohol?





Response	6	8	10	12	Total	
Very wrong	82.4	59.6	45.4	40.7	58.5	
Wrong	10.5	20.2	24.7	22.1	19.0	
A little bit wrong	5.4	15.2	22.3	26.7	16.6	
Not wrong at all	1.6	5.1	7.5	10.4	5.8	
N of Valid	978	868	878	718	3442	
N of Miss	135	162	82	65	444	

Table 176: How wrong would most adults (over 21) in your neighborhood think it is for kids your age: to smoke cigarettes?





Response	6	8	10	12	Total	
Very wrong	83.6	68.3	54.3	43.0	63.8	
Wrong	10.3	17.4	23.9	21.4	17.9	
A little bit wrong	4.0	9.9	14.9	22.7	12.2	
Not wrong at all	2.0	4.4	6.9	12.9	6.2	
N of Valid	977	868	879	719	3443	
N of Miss	136	162	81	64	443	



Table 177: How much do each of the following statements describe your neighborhood? crime and/or drug selling

Response	6	8	10	12	Total	
NO!	80.3	69.5	62.2	62.4	69.2	
no	10.5	16.7	23.3	20.6	17.5	
yes	5.7	9.2	10.5	13.2	9.4	
YES!	3.5	4.6	4.0	3.9	4.0	
N of Valid	970	863	879	720	3432	
N of Miss	142	167	80	64	453	

Table 178: How much do each of the following statements describe your neighborhood? fights

Response	6	8	10	12	Total	
NO!	63.0	56.1	56.2	57.6	58.4	
no	15.7	21.6	26.2	25.7	22.0	
yes	12.3	15.3	11.8	13.2	13.1	
YES!	9.0	7.1	5.8	3.5	6.5	
N of Valid	972	863	879	719	3433	
N of Miss	140	166	81	65	452	

Table 179: How much do each of the following statements describe your neighborhood? lots of empty or abandoned buildings

Response	6	8	10	12	Total	
NO!	68.9	63.4	63.8	64.5	65.3	
no	17.6	27.4	26.2	26.3	24.1	
yes	9.5	6.8	6.8	6.8	7.6	
YES!	3.9	2.4	3.2	2.4	3.0	
N of Valid	965	859	878	718	3420	
N of Miss	147	171	81	65	464	

Table 180: How much do each of the following statements describe your neighborhood? lots of graffiti





Response	6	8	10	12	Total	
NO!	77.4	73.2	72.1	71.5	73.7	
no	13.0	22.1	23.1	23.8	20.2	
yes	5.1	3.4	3.1	3.5	3.8	
YES!	4.5	1.4	1.7	1.3	2.3	
N of Valid	962	861	877	719	3419	
N of Miss	151	169	82	65	467	

Table 181: If I had to move, I would miss the neighborhood I now live in.





Response	6	8	10	12	Total	
NO!	14.3	14.8	13.5	15.1	14.4	
no	9.4	13.7	16.7	19.6	14.5	
yes	22.9	30.8	35.6	33.8	30.4	
YES!	53.4	40.6	34.2	31.5	40.7	
N of Valid	972	859	876	714	3421	
N of Miss	141	171	84	69	465	

Table 182: My neighbors notice when I am doing a good job and let me know about it.





Response	6	8	10	12	Total	
NO!	30.7	35.3	36.1	37.9	34.8	
no	27.2	35.6	38.7	36.1	34.1	
yes	23.0	18.5	17.3	18.0	19.3	
YES!	19.1	10.6	7.9	8.0	11.8	
N of Valid	964	856	875	712	3407	
N of Miss	147	174	85	72	478	

Table 183: I like my neighborhood.

Response	6	8	10	12	Total
NO!	7.6	10.2	10.4	11.2	9.7
no	8.0	13.0	10.4	12.0	10.7
yes	31.7	39.4	46.8	48.1	41.0
YES!	52.7	37.4	32.3	28.7	38.6
N of Valid	961	853	873	707	3394
N of Miss	152	174	86	75	487

Table 184: There are lots of adults in my neighborhood I could talk to about something important.

Response	6	8	10	12	Total
NO!	22.3	27.5	27.0	27.3	25.9
no	23.7	28.7	34.4	32.5	29.5
yes	26.6	23.7	23.6	25.4	24.9
YES!	27.4	20.1	15.0	14.8	19.8
N of Valid	955	855	874	708	3392
N of Miss	154	175	86	76	491

Table 185: I'd like to get out of my neighborhood.

Response	6	8	10	12	Total
NO!	57.1	41.8	34.5	31.3	42.1
no	23.4	31.3	38.2	37.2	32.1
yes	8.9	15.3	17.3	19.5	14.9
YES!	10.6	11.6	10.0	12.1	11.0
N of Valid	960	856	872	704	3392
N of Miss	150	174	87	78	489

Table 186: There are people in my neighborhood who are proud of me when I do something well.

Response	6	8	10	12	Total	
NO!	20.3	24.4	24.1	24.2	23.1	
no	21.0	27.4	30.2	29.4	26.7	
yes	29.9	30.4	32.1	33.2	31.3	
YES!	28.7	17.8	13.6	13.3	18.8	
N of Valid	955	855	875	708	3393	
N of Miss	157	175	85	76	493	

Table 187: There are people in my neighborhood who encourage me to do my best.

Response	6	8	10	12	Total	
NO!	19.2	23.9	23.1	23.3	22.3	
no	19.2	24.3	26.1	28.4	24.2	
yes	29.2	29.4	32.5	32.2	30.7	
YES!	32.3	22.5	18.2	16.1	22.8	
N of Valid	956	855	873	708	3392	
N of Miss	157	175	87	76	495	

Table 188: I feel safe in my neighborhood.

Response	6	8	10	12	Total	
NO!	9.4	11.0	7.0	7.7	8.8	
no	10.1	9.9	11.6	9.6	10.3	
yes	29.3	37.4	45.4	44.8	38.7	
YES!	51.1	41.7	36.1	37.9	42.1	
N of Valid	958	852	871	705	3386	
N of Miss	154	175	85	76	490	

Table 189: Which of the following activities for people your age are available in your community? sports teams?



Response	6	8	10	12	Total	
No	17.1	13.8	15.1	16.8	15.7	
Yes	82.9	86.2	84.9	83.2	84.3	
N of Valid	951	852	875	710	3388	
N of Miss	161	178	85	74	498	

Table 190: Which of the following activities for people your age are available in your community? scouting?



Response	6	8	10	12	Total	
No	38.9	49.0	48.6	48.9	46.0	
Yes	61.1	51.0	51.4	51.1	54.0	
N of Valid	936	832	854	702	3324	
N of Miss	176	198	106	82	562	

Table 191: Which of the following activities for people your age are available in your community? boys and girls clubs?



Response	6	8	10	12	Total	
No	45.7	51.6	51.0	54.1	50.3	
Yes	54.3	48.4	49.0	45.9	49.7	
N of Valid	934	831	853	704	3322	
N of Miss	179	198	107	80	564	

Table 192: Which of the following activities for people your age are available in your community? 4-H clubs?



Response	6	8	10	12	Total	
No	55.3	50.5	40.9	37.4	46.5	
Yes	44.7	49.5	59.1	62.6	53.5	
N of Valid	910	826	855	703	3294	
N of Miss	203	204	105	80	592	

Table 193: Which of the following activities for people your age are available in your community? service clubs?



Response	6	8	10	12	Total	
No	58.7	52.0	47.6	43.5	50.9	
Yes	41.3	48.0	52.4	56.5	49.1	
N of Valid	907	825	848	703	3283	
N of Miss	206	205	112	81	604	

Table 194: If a kid smoked marijuana in your neighborhood would he or she be caught by the police?





Response	6	8	10	12	Total	
NO!	10.2	20.0	21.5	23.8	18.5	
no	19.3	34.8	48.0	48.5	36.8	
yes	24.8	24.1	20.0	18.0	21.9	
YES!	45.7	21.1	10.4	9.8	22.8	
N of Valid	941	848	868	707	3364	
N of Miss	165	182	89	74	510	

Table 195: If a kid drank some beer, wine or hard liquor (for example, vodka, whiskey, or gin) in your neighborhood would he or she be caught by the police?





Response	6	8	10	12	Total	
NO!	13.0	26.7	29.3	28.0	23.8	
no	25.0	40.6	50.7	51.6	41.2	
yes	23.1	17.7	13.2	12.3	16.9	
YES!	38.9	15.1	6.7	8.2	18.1	
N of Valid	936	848	869	708	3361	
N of Miss	172	182	90	75	519	

Table 196: If a kid carried a handgun in your neighborhood would he or she be caught by the police?





Response	6	8	10	12	Total	
NO!	10.3	18.9	19.5	20.5	17.0	
no	17.4	28.5	39.1	40.3	30.6	
yes	22.3	26.5	24.7	23.5	24.2	
YES!	49.9	26.1	16.8	15.7	28.2	
N of Valid	941	842	868	707	3358	
N of Miss	170	187	89	77	523	

Table 197: If you wanted to get some cigarettes, how easy would it be for you to get some?





Response	6	8	10	12	Total	
Very hard	77.8	53.2	26.0	16.7	45.2	
Sort of hard	6.8	13.3	14.9	7.5	10.7	
Sort of easy	7.3	18.2	23.9	17.0	16.4	
Very easy	8.1	15.3	35.3	58.8	27.7	
N of Valid	924	844	867	707	3342	
N of Miss	186	185	93	77	541	

Table 198: If you wanted to get some beer, wine or hard liquor (for example, vodka, whiskey, or gin), how easy would it be for you to get some?





Response	6	8	10	12	Total	
Very hard	73.5	43.6	20.3	14.6	39.7	
Sort of hard	10.5	14.8	13.5	12.0	12.7	
Sort of easy	8.2	21.1	29.2	26.0	20.7	
Very easy	7.7	20.5	36.9	47.4	26.9	
N of Valid	922	844	865	707	3338	
N of Miss	191	186	95	77	549	

Table 199: If you wanted to get a drug like cocaine, LSD, or amphetamines, how easy would it be for you to get some?

Response	6	8	10	12	Total	
Very hard	93.3	84.2	62.8	56.7	75.3	
Sort of hard	4.1	8.4	19.2	21.4	12.8	
Sort of easy	0.8	4.2	10.5	11.5	6.4	
Very easy	1.8	3.2	7.4	10.5	5.5	
N of Valid	921	841	864	706	3332	
N of Miss	191	189	96	77	553	

Table 200: If you wanted to get a handgun, how easy would it be for you to get one?

Response	6	8	10	12	Total	
Very hard	76.4	60.8	44.4	40.2	56.5	
Sort of hard	10.2	13.3	21.3	19.7	15.8	
Sort of easy	5.9	11.6	14.6	17.0	11.9	
Very easy	7.6	14.3	19.7	23.2	15.7	
N of Valid	922	842	861	707	3332	
N of Miss	190	188	98	77	553	

Table 201: If you wanted to get some marijuana, how easy would it be for you to get some?

Response	6	8	10	12	Total	
Very hard	89.8	73.4	38.3	28.0	59.2	
Sort of hard	4.9	8.0	14.1	12.7	9.7	
Sort of easy	2.3	9.6	18.8	20.2	12.2	
Very easy	3.0	9.0	28.8	39.1	18.9	
N of Valid	921	836	865	708	3330	
N of Miss	192	193	94	76	555	



Table 202: During the past 12 months, have you participated in any alcohol prevention programs or seen any alcohol prevention messages in your school or community? Yes, a school-based program focused on preventing underage drinking and/or drinking and driving.



Response	6	8	10	12	Total	
No	57.6	75.3	77.4	77.0	71.1	
Yes	42.4	24.7	22.6	23.0	28.9	
N of Valid	1113	1030	960	784	3887	
N of Miss	0	0	0	0	0	

Table 203: During the past 12 months, have you participated in any alcohol prevention programs or seen any alcohol prevention messages in your school or community? Yes, a community-based program focused on preventing underage drinking and/or drinking and driving (for example, through your church or temple or through youth groups like Boys and Girls Club or 4-H).



Response	6	8	10	12	Total	
No	81.0	92.4	93.5	94.9	89.9	
Yes	19.0	7.6	6.5	5.1	10.1	
N of Valid	1113	1030	960	784	3887	
N of Miss	0	0	0	0	0	

Table 204: During the past 12 months, have you participated in any alcohol prevention programs or seen any alcohol prevention messages in your school or community? Yes, a media campaign addressing underage drinking and/or drinking and driving (for example, newspaper ads, posters, pamphlets, radio, TV).



Response	6	8	10	12	Total	
No	79.6	91.5	89.9	89.9	87.4	
Yes	20.4	8.5	10.1	10.1	12.6	
N of Valid	1113	1030	960	784	3887	
N of Miss	0	0	0	0	0	

Table 205: During the past 12 months, have you participated in any alcohol prevention programs or seen any alcohol prevention messages in your school or community? No



Response	6	8	10	12	Total	
No	63.4	49.0	40.2	41.2	49.4	
Yes	36.6	51.0	59.8	58.8	50.6	
N of Valid	1113	1030	960	784	3887	
N of Miss	0	0	0	0	0	

Table 206: How wrong do your parents feel it would be for YOU to: drink beer, wine or hard liquor (for example, vodka, whiskey or gin) regularly?





Response	6	8	10	12	Total	
Very wrong	88.7	72.5	60.0	50.7	69.2	
Wrong	7.4	15.6	21.4	24.3	16.7	
A little bit wrong	3.5	9.4	14.7	19.0	11.1	
Not wrong at all	0.4	2.5	3.9	6.0	3.0	
N of Valid	927	840	866	704	3337	
N of Miss	184	190	94	80	548	

Table 207: How wrong do your parents feel it would be for YOU to: smoke cigarettes?





Response	6	8	10	12	Total	
Very wrong	93.4	86.4	76.9	61.4	80.6	
Wrong	4.3	9.2	15.4	23.0	12.3	
A little bit wrong	1.7	3.2	5.3	9.8	4.7	
Not wrong at all	0.5	1.2	2.4	5.8	2.3	
N of Valid	928	841	866	704	3339	
N of Miss	185	189	94	79	547	

Table 208: How wrong do your parents feel it would be for YOU to: smoke marijuana?





Response	6	8	10	12	Total	
Very wrong	97.4	93.5	87.4	82.5	90.7	
Wrong	2.2	3.4	7.8	10.2	5.6	
A little bit wrong	0.3	2.0	2.7	4.4	2.2	
Not wrong at all	0.1	1.1	2.2	2.8	1.5	
N of Valid	919	830	864	704	3317	
N of Miss	193	200	95	80	568	

Table 209: How wrong do your parents feel it would be for YOU to: steal something worth more than \$5?





Response	6	8	10	12	Total	
Very wrong	89.8	82.3	84.0	85.5	85.5	
Wrong	8.0	11.9	13.1	11.1	11.0	
A little bit wrong	1.5	4.0	1.9	2.1	2.4	
Not wrong at all	0.7	1.8	1.0	1.3	1.2	
N of Valid	922	840	861	702	3325	
N of Miss	190	190	99	81	560	

Table 210: How wrong do your parents feel it would be for YOU to: draw graffiti, write things, or draw pictures on buildings or other property (without the owner's permission)?





Response	6	8	10	12	Total	
Very wrong	89.3	83.3	79.6	77.0	82.7	
Wrong	6.8	9.8	13.3	16.0	11.2	
A little bit wrong	2.8	4.6	5.4	5.1	4.4	
Not wrong at all	1.1	2.3	1.6	1.8	1.7	
N of Valid	924	839	864	705	3332	
N of Miss	189	191	96	79	555	

Table 211: How wrong do your parents feel it would be for YOU to: pick a fight with someone?





Response	6	8	10	12	Total	
Very wrong	69.7	57.6	52.7	53.6	58.8	
Wrong	18.6	22.5	25.7	27.1	23.3	
A little bit wrong	8.2	15.5	17.6	14.3	13.8	
Not wrong at all	3.5	4.4	3.9	5.0	4.1	
N of Valid	923	839	863	704	3329	
N of Miss	189	190	96	80	555	

Table 212: During the past 12 months, have you talked with at least one of your parents about the dangers of underage drinking and/or drinking and driving? By parents, we mean either your biological parents, adoptive parents, stepparents, or adult guardians - whether or not they live with you.



Response	6	8	10	12	Total	
No	48.1	62.2	58.2	56.7	56.1	
Yes	51.9	37.8	41.8	43.3	43.9	
N of Valid	892	807	850	688	3237	
N of Miss	220	223	110	95	648	

Table 213: Have any of your brothers or sisters ever: drunk beer, wine or hard liquor (for example, vodka, whiskey or gin)?




Response	6	8	10	12	Total	
No	73.6	56.1	42.7	36.6	53.4	
Yes	23.8	41.4	54.0	57.9	43.3	
I don't have any brothers or sisters	2.6	2.4	3.2	5.4	3.3	
N of Valid	920	830	866	699	3315	
N of Miss	193	200	94	85	572	

Table 214: Have any of your brothers or sisters ever: smoked marijuana?




Response	6	8	10	12	Total	
No	92.1	85.0	70.4	63.1	78.5	
Yes	5.4	12.6	26.4	31.8	18.3	
I don't have any brothers or sisters	2.5	2.4	3.2	5.2	3.2	
N of Valid	919	824	864	696	3303	
N of Miss	194	205	95	87	581	

Table 215: Have any of your brothers or sisters ever: smoked cigarettes?




Response	6	8	10	12	Total	
No	79.8	69.4	59.7	53.3	66.4	
Yes	17.6	28.2	36.9	41.2	30.3	
I don't have any brothers or sisters	2.6	2.4	3.4	5.5	3.4	
N of Valid	917	827	861	694	3299	
N of Miss	195	203	96	90	584	

Table 216: Have any of your brothers or sisters ever: taken a handgun to school?




Response	6	8	10	12	Total	
No	97.0	95.8	95.3	91.8	95.2	
Yes	0.4	1.7	1.5	2.6	1.5	
I don't have any brothers or sisters	2.5	2.5	3.1	5.6	3.3	
N of Valid	914	824	858	695	3291	
N of Miss	198	206	101	88	593	

Table 217: Have any of your brothers or sisters ever: been suspended or expelled from school?




Response	6	8	10	12	Total	
No	74.9	70.1	68.4	69.6	70.9	
Yes	22.4	27.2	28.5	24.6	25.6	
I don't have any brothers or sisters	2.6	2.8	3.1	5.8	3.5	
N of Valid	914	825	861	695	3295	
N of Miss	197	205	98	89	589	

Table 218: The rules in my family are clear.





Response	6	8	10	12	Total	
NO!	3.6	3.5	2.8	4.0	3.4	
no	5.5	10.6	10.5	9.8	9.0	
yes	24.8	39.1	42.8	44.8	37.3	
YES!	66.1	46.8	43.9	41.5	50.3	
N of Valid	915	829	865	697	3306	
N of Miss	197	200	95	87	579	

Table 219: People in my family often insult or yell at each other.





Response	6	8	10	12	Total	
NO!	39.0	28.0	20.3	24.6	28.3	
no	28.5	35.1	44.8	41.8	37.2	
yes	20.1	25.7	23.6	23.7	23.2	
YES!	12.3	11.3	11.3	9.9	11.3	
N of Valid	915	830	859	696	3300	
N of Miss	197	199	100	87	583	

Table 220: When I am not at home, one of my parents knows where I am and who I am with.





Response	6	8	10	12	Total	
NO!	4.6	3.8	3.1	4.6	4.0	
no	4.8	7.4	8.5	10.1	7.6	
yes	24.3	33.8	44.3	45.9	36.4	
YES!	66.3	55.0	44.1	39.4	52.0	
N of Valid	911	823	858	691	3283	
N of Miss	200	206	101	91	598	

Table 221: We argue about the same things in my family over and over.





Response	6	8	10	12	Total	
NO!	42.8	26.3	19.0	17.9	27.2	
no	27.8	34.1	40.0	37.3	34.6	
yes	18.6	27.8	27.5	32.1	26.1	
YES!	10.8	11.8	13.5	12.7	12.2	
N of Valid	905	824	859	692	3280	
N of Miss	204	204	101	91	600	

Table 222: If you drank some beer or wine or liquor (for example, vodka, whiskey, or gin) without your parents' permission, would you be caught by your parents?


Response	6	8	10	12	Total	
NO!	7.8	12.9	13.8	17.7	12.7	
no	7.1	22.6	37.9	42.2	26.4	
yes	13.8	22.4	24.6	22.3	20.6	
YES!	71.3	42.2	23.7	17.8	40.3	
N of Valid	906	823	856	690	3275	
N of Miss	205	206	104	92	607	

Table 223: My family has clear rules about alcohol and drug use.

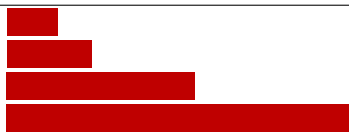
Response	6	8	10	12	Total	
NO!	4.7	6.5	5.4	7.0	5.8	
no	6.1	11.2	13.5	15.8	11.4	
yes	17.1	27.5	34.8	37.1	28.5	
YES!	72.1	54.8	46.4	40.1	54.3	
N of Valid	913	818	854	688	3273	
N of Miss	199	207	105	95	606	

Table 224: If you carried a handgun without your parents' permission, would you be caught by your parents?


Response	6	8	10	12	Total	
NO!	4.4	7.9	8.0	10.3	7.5	
no	3.2	9.8	17.6	20.8	12.3	
yes	12.0	22.6	27.6	29.8	22.5	
YES!	80.4	59.8	46.8	39.1	57.7	
N of Valid	907	820	851	688	3266	
N of Miss	205	210	109	94	618	

Table 225: If you skipped school would you be caught by your parents?





Response	6	8	10	12	Total	
NO!	5.3	8.5	10.1	14.5	9.3	
no	4.9	12.9	21.4	28.5	16.2	
yes	15.4	25.0	30.1	29.2	24.6	
YES!	74.4	53.6	38.4	27.8	49.9	
N of Valid	903	821	850	691	3265	
N of Miss	208	208	109	91	616	

Table 226: Do you feel very close to your mother?





Response	6	8	10	12	Total	
NO!	4.3	7.8	10.8	9.4	8.0	
no	5.9	10.3	13.3	13.0	10.4	
yes	16.4	25.9	29.2	33.2	25.7	
YES!	73.5	56.0	46.6	44.3	55.9	
N of Valid	905	818	848	690	3261	
N of Miss	207	211	110	94	622	

Table 227: Do you share your thoughts and feelings with your mother?





Response	6	8	10	12	Total	
NO!	11.7	14.3	17.2	14.9	14.5	
no	12.4	23.8	25.5	25.2	21.4	
yes	21.1	28.9	29.5	31.7	27.5	
YES!	54.7	33.0	27.7	28.1	36.6	
N of Valid	895	816	847	690	3248	
N of Miss	216	213	112	93	634	



Table 228: My parents ask me what I think before most family decisions affecting me are made.


Response	6	8	10	12	Total	
NO!	13.3	13.9	14.8	14.7	14.1	
no	16.0	22.5	29.3	27.9	23.6	
yes	29.6	36.3	34.8	38.8	34.6	
YES!	41.1	27.3	21.2	18.5	27.6	
N of Valid	888	813	851	685	3237	
N of Miss	223	217	109	97	646	

Table 229: Do you share your thoughts and feelings with your father?


Response	6	8	10	12	Total	
NO!	23.4	24.9	25.8	28.4	25.5	
no	16.4	30.2	30.4	31.6	26.8	
yes	24.0	22.6	27.0	26.4	25.0	
YES!	36.1	22.3	16.7	13.6	22.8	
N of Valid	894	815	855	686	3250	
N of Miss	217	214	105	96	632	

Table 230: Do you enjoy spending time with your mother?


Response	6	8	10	12	Total	
NO!	3.9	6.4	8.6	7.0	6.4	
no	2.3	6.8	9.3	10.5	7.0	
yes	21.1	35.6	41.0	44.7	34.9	
YES!	72.7	51.2	41.1	37.8	51.7	
N of Valid	896	814	851	683	3244	
N of Miss	216	216	107	99	638	

Table 231: Do you enjoy spending time with your father?

Response	6	8	10	12	Total	
NO!	8.6	13.0	14.3	16.7	12.9	
no	5.7	9.1	10.1	15.7	9.8	
yes	20.1	32.0	38.2	42.1	32.5	
YES!	65.6	45.8	37.5	25.5	44.8	
N of Valid	887	805	849	682	3223	
N of Miss	223	225	111	100	659	

Table 232: If I had a personal problem, I could ask my mom or dad for help.

Response	6	8	10	12	Total	
NO!	6.5	9.0	9.5	9.9	8.6	
no	4.9	11.7	15.9	15.6	11.7	
yes	20.9	32.1	35.4	37.6	31.0	
YES!	67.7	47.2	39.3	36.9	48.6	
N of Valid	899	810	845	686	3240	
N of Miss	213	219	112	96	640	

Table 233: Do you feel very close to your father?

Response	6	8	10	12	Total	
NO!	11.6	15.5	18.3	20.8	16.3	
no	8.0	16.0	18.7	25.6	16.5	
yes	19.4	26.9	28.7	29.6	25.9	
YES!	61.0	41.6	34.3	24.0	41.3	
N of Valid	888	807	846	679	3220	
N of Miss	224	222	112	103	661	

Table 234: My parents give me lots of chances to do fun things with them.


Response	6	8	10	12	Total	
NO!	6.6	8.4	8.7	12.1	8.7	
no	8.8	16.9	21.3	24.2	17.3	
yes	22.7	33.5	39.5	36.8	32.8	
YES!	62.0	41.2	30.5	26.9	41.1	
N of Valid	899	810	850	687	3246	
N of Miss	214	220	110	97	641	

Table 235: My parents ask if I've gotten my homework done.


Response	6	8	10	12	Total	
NO!	2.3	4.4	5.6	12.8	5.9	
no	4.3	9.2	14.1	21.5	11.8	
yes	19.3	33.2	43.6	41.5	33.9	
YES!	74.0	53.2	36.7	24.2	48.4	
N of Valid	900	814	858	694	3266	
N of Miss	213	216	102	90	621	

Table 236: People in my family have serious arguments.

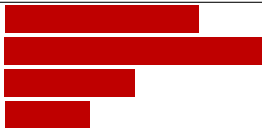
Response	6	8	10	12	Total	
NO!	39.3	28.8	23.1	25.3	29.4	
no	30.4	43.8	45.5	42.7	40.3	
yes	16.9	17.6	19.1	22.6	18.9	
YES!	13.4	9.9	12.4	9.4	11.4	
N of Valid	895	809	858	689	3251	
N of Miss	218	220	102	94	634	

Table 237: Would your parents know if you did not come home on time?


Response	6	8	10	12	Total	
NO!	3.8	3.7	3.5	8.3	4.7	
no	5.7	10.6	11.2	14.1	10.2	
yes	24.6	37.0	41.2	41.7	35.7	
YES!	65.8	48.7	44.0	35.9	49.4	
N of Valid	889	805	856	688	3238	
N of Miss	222	224	103	96	645	

Table 238: It is important to be honest with your parents, even if they become upset or you get punished.


Response	6	8	10	12	Total	
NO!	2.6	5.0	5.2	5.4	4.5	
no	2.7	6.8	10.8	13.1	8.1	
yes	22.4	35.8	39.0	42.9	34.5	
YES!	72.3	52.4	45.1	38.5	53.0	
N of Valid	889	804	854	685	3232	
N of Miss	222	226	106	98	652	

Table 239: My parents notice when I am doing a good job and let me know about it.


Response	6	8	10	12	Total	
Never or Almost Never	5.7	9.4	10.5	12.4	9.3	
Sometimes	21.1	26.6	32.7	32.9	28.0	
Often	26.2	29.7	28.9	28.3	28.3	
All the time	47.0	34.2	27.9	26.3	34.4	
N of Valid	893	807	857	692	3249	
N of Miss	220	222	102	91	635	

Table 240: How often do your parents tell you they're proud of you for something you've done?





Response	6	8	10	12	Total	
Never or Almost Never	5.5	9.7	11.3	13.0	9.7	
Sometimes	18.5	22.4	29.2	30.3	24.8	
Often	28.3	32.3	30.4	29.5	30.1	
All the time	47.7	35.7	29.1	27.2	35.4	
N of Valid	893	805	856	692	3246	
N of Miss	220	224	102	91	637	

Table 241: How many brothers and sisters, including stepbrothers and stepsisters, do you have that are younger than you?








Response	6	8	10	12	Total	
0	31.5	29.5	29.9	28.7	30.0	
1	26.5	26.1	25.4	26.7	26.1	
2	17.2	18.6	19.8	16.8	18.2	
3	10.3	10.8	10.7	11.4	10.8	
4	6.7	5.8	5.4	6.2	6.0	
5	3.3	3.5	4.1	2.9	3.5	
6 or more	4.5	5.7	4.7	7.2	5.4	
N of Valid	883	794	857	690	3224	
N of Miss	228	234	103	92	657	

Table 242: How many brothers and sisters, including stepbrothers and stepsisters, do you have that are older than you?








Response	6	8	10	12	Total	
0	26.4	25.8	30.5	35.7	29.4	
1	26.8	27.9	28.2	25.0	27.0	
2	17.6	17.9	18.1	16.6	17.6	
3	11.2	10.9	9.4	9.3	10.3	
4	7.5	7.9	6.8	5.2	6.9	
5	3.7	3.8	3.1	2.3	3.3	
6 or more	6.8	5.8	3.8	5.8	5.6	
N of Valid	893	797	858	691	3239	
N of Miss	219	233	102	92	646	

Table 243: Have you changed homes in the past year (the last 12 months)?



Response	6	8	10	12	Total	
No	72.7	75.3	80.0	79.6	76.8	
Yes	27.3	24.7	20.0	20.4	23.2	
N of Valid	894	798	857	691	3240	
N of Miss	219	232	103	93	647	

Table 244: How many times have you changed homes since kindergarten?






Response	6	8	10	12	Total	
Never	36.9	31.4	26.5	28.2	30.9	
1 or 2 times	30.0	35.0	33.8	33.1	32.9	
3 or 4 times	17.6	17.3	21.3	18.9	18.8	
5 or 6 times	7.2	9.4	8.1	9.7	8.5	
7 or more times	8.3	7.0	10.3	10.0	8.9	
N of Valid	888	791	854	688	3221	
N of Miss	223	238	106	96	663	

Table 245: Have you changed schools (including changing from elementary to middle and middle to high school) in the past year?



Response	6	8	10	12	Total	
No	68.4	65.0	64.9	81.1	69.4	
Yes	31.6	35.0	35.1	18.9	30.6	
N of Valid	883	788	849	689	3209	
N of Miss	228	242	111	95	676	

Table 246: How many times have you changed schools since kindergarten (including changing from elementary to middle and middle to high school)?

Response	6	8	10	12	Total	
Never	31.2	28.0	22.7	29.4	27.8	
1 or 2 times	43.6	31.3	25.8	21.6	31.1	
3 or 4 times	15.8	27.7	29.2	30.5	25.4	
5 or 6 times	5.9	7.8	15.2	11.1	9.9	
7 or more times	3.6	5.2	7.1	7.4	5.7	
N of Valid	886	790	849	686	3211	
N of Miss	225	238	111	98	672	

Table 247: Has anyone in your family ever had severe alcohol or drug problems?

Response	6	8	10	12	Total	
No	72.3	69.2	62.2	56.4	65.5	
Yes	27.7	30.8	37.8	43.6	34.5	
N of Valid	886	786	849	684	3205	
N of Miss	226	244	111	99	680	

Table 248: About how many adults (over 21) have you known personally who in the past year have: used marijuana, crack, cocaine, or other drugs?

Response	6	8	10	12	Total	
0	75.4	69.1	53.9	45.0	61.7	
1	11.4	14.9	14.6	13.6	13.6	
2	5.3	6.2	11.5	13.4	8.9	
3-4	3.5	3.7	7.1	10.2	5.9	
5+	4.4	6.1	12.8	17.8	9.9	
N of Valid	881	787	842	678	3188	
N of Miss	230	243	118	105	696	

Table 249: About how many adults (over 21) have you known personally who in the past year have: sold or dealt drugs?






Response	6	8	10	12	Total	
0	87.4	78.8	67.8	62.5	74.8	
1	6.6	11.4	11.7	11.1	10.1	
2	2.5	4.6	7.9	9.7	6.0	
3-4	1.4	2.8	4.7	5.9	3.6	
5+	2.1	2.4	8.0	10.8	5.6	
N of Valid	876	787	838	678	3179	
N of Miss	236	243	121	106	706	

Table 250: About how many adults (over 21) have you known personally who in the past year have: done other things that could get them in trouble with the police, like stealing, selling stolen goods, mugging or assaulting others, etc.?






Response	6	8	10	12	Total	
0	79.1	73.8	63.2	56.5	68.7	
1	10.7	12.4	11.9	14.6	12.3	
2	4.0	4.9	9.5	9.1	6.8	
3-4	2.5	3.2	5.8	6.8	4.5	
5+	3.7	5.8	9.5	13.0	7.7	
N of Valid	875	782	839	678	3174	
N of Miss	237	248	121	105	711	

Table 251: About how many adults (over 21) have you known personally who in the past year have: gotten drunk or high?






Response	6	8	10	12	Total	
0	58.2	45.1	31.1	28.6	41.5	
1	19.7	16.7	14.9	10.8	15.8	
2	7.0	10.0	12.5	12.2	10.3	
3-4	4.6	8.8	11.6	8.7	8.3	
5+	10.5	19.4	29.9	39.8	24.1	
N of Valid	876	783	839	679	3177	
N of Miss	234	245	121	105	705	



Table 252: Have you seen or heard information about underage drinking in the past 12 months from the following sources? Radio



Response	6	8	10	12	Total	
No	46.5	49.5	49.2	45.7	47.8	
Yes	53.5	50.5	50.8	54.3	52.2	
N of Valid	868	772	838	668	3146	
N of Miss	243	257	122	114	736	

Table 253: Have you seen or heard information about underage drinking in the past 12 months from the following sources? TV.



Response	6	8	10	12	Total	
No	22.0	23.7	22.6	23.9	23.0	
Yes	78.0	76.3	77.4	76.1	77.0	
N of Valid	873	768	835	674	3150	
N of Miss	239	262	123	109	733	

Table 254: Have you seen or heard information about underage drinking in the past 12 months from the following sources? Print. This includes information on underage drinking you may have seen in the newspaper, on a billboard, in pamphlets, on stickers, etc.



Response	6	8	10	12	Total	
No	40.7	47.9	41.8	41.2	42.9	
Yes	59.3	52.1	58.2	58.8	57.1	
N of Valid	870	771	839	670	3150	
N of Miss	243	259	121	112	735	

Table 255: Have you seen or heard information about underage drinking in the past 12 months from the following sources? Website or social media? (Facebook, Myspace, website, etc.)



Response	6	8	10	12	Total	
No	48.4	45.5	38.8	41.0	43.6	
Yes	51.6	54.5	61.2	59.0	56.4	
N of Valid	872	773	836	670	3151	
N of Miss	240	257	124	113	734	

Table 256: The next questions ask about your opinions of the information you saw or heard. If you have seen or heard more than one ad, please think about your favorite ad when answering these questions. The information about underage drinking that I saw or heard was convincing.






Response	6	8	10	12	Total	
NO!	32.0	20.0	18.0	18.2	22.4	
no	7.3	15.7	19.8	20.2	15.4	
yes	15.4	26.5	36.4	34.5	27.8	
YES!	30.9	23.4	16.6	17.9	22.5	
I have not seen or heard any ads about underage drinking in the past 12 months.	14.4	14.5	9.2	9.1	11.9	
N of Valid	853	766	835	669	3123	
N of Miss	256	263	125	115	759	

Table 257: The next questions ask about your opinions of the information you saw or heard. If you have seen or heard more than one ad, please think about your favorite ad when answering these questions. The information about underage drinking that I saw or heard grabbed my attention.






Response	6	8	10	12	Total	
NO!	26.9	18.6	16.1	17.5	19.9	
no	10.0	19.1	24.5	21.8	18.7	
yes	16.5	24.4	32.1	32.7	26.1	
YES!	31.8	23.9	18.5	19.1	23.6	
I have not seen or heard any ads about underage drinking in the past 12 months.	14.7	14.0	8.8	9.0	11.7	
N of Valid	848	763	832	670	3113	
N of Miss	262	266	128	113	769	

Table 258: The next questions ask about your opinions of the information you saw or heard. If you have seen or heard more than one ad, please think about your favorite ad when answering these questions. The information about underage drinking that I saw or heard said something important to me.






Response	6	8	10	12	Total	
NO!	23.1	18.3	16.8	17.7	19.1	
no	8.5	18.0	28.5	25.1	19.8	
yes	15.2	23.7	28.3	29.5	23.8	
YES!	36.9	25.1	17.2	18.9	24.9	
I have not seen or heard any ads about underage drinking in the past 12 months.	16.4	14.9	9.1	8.8	12.5	
N of Valid	849	765	831	668	3113	
N of Miss	262	264	128	116	770	

Table 259: The next questions ask about your opinions of the information you saw or heard. If you have seen or heard more than one ad, please think about your favorite ad when answering these questions. Seeing or hearing this information about underage drinking made me want to stop or decrease my drinking.










Response	6	8	10	12	Total	
NO!	23.3	21.8	21.3	21.9	22.1	
no	6.3	13.7	23.1	23.4	16.5	
yes	7.8	16.3	22.5	23.9	17.4	
YES!	30.8	25.3	18.9	18.7	23.5	
I have not seen or heard any ads about underage drinking in the past 12 months.	31.8	22.9	14.2	12.1	20.5	
N of Valid	780	735	809	662	2986	
N of Miss	331	292	151	122	896	

Table 260: How honest were you in filling out this survey?

Response	6	8	10	12	Total	
I was very honest	84.1	75.7	81.4	79.5	80.3	
I was honest pretty much of the time	13.0	19.8	15.2	16.4	15.9	
I was honest some of the time	1.9	3.2	2.6	2.8	2.6	
I was honest once in a while	1.0	1.3	0.8	1.3	1.1	
I was not honest at all	0.0	0.0	0.0	0.0	0.0	
N of Valid	872	774	837	678	3161	
N of Miss	241	256	122	105	724	