

2018 APNA

Arkansas Prevention Needs Assessment Survey

Region 10 Frequency Distribution Tables

Counties: Hempstead, Howard, Lafayette, Little River, Miller, Sevier

Arkansas Department of Human Services
Division of Aging, Adult & Behavioral Health Services
And
University of Arkansas at Little Rock
MidSOUTH Center for Prevention and Training

Conducted by International Survey Associates dba Pride Surveys

Contents

1	INTRODUCTION	11
2	PERCENTAGE TABLES	15

List of Frequency Distribution Tables

1	Gender	16
2	Age	16
3	Are you Hispanic or Latino?	16
4	What is your race? Black or African American	17
5	What is your race? Asian	17
6	What is your race? American Indian	17
7	What is your race? Alaska Native	17
8	What is your race? White	18
9	What is your race? Native Hawaiian or Other Pacific Islander	18
10	What is your race? Other	18
11	What is the highest level of schooling completed by your mother or father?	19
12	Think of where you live most of the time. Which of the following people live there with you? Mother	19
13	Think of where you live most of the time. Which of the following people live there with you? Stepmother	19
14	Think of where you live most of the time. Which of the following people live there with you? Foster Mother	20
15	Think of where you live most of the time. Which of the following people live there with you? Grandmother	20
16	Think of where you live most of the time. Which of the following people live there with you? Aunt	20
17	Think of where you live most of the time. Which of the following people live there with you? Father	20
18	Think of where you live most of the time. Which of the following people live there with you? Stepfather	21
19	Think of where you live most of the time. Which of the following people live there with you? Foster Father	21
20	Think of where you live most of the time. Which of the following people live there with you? Grandfather	21
21	Think of where you live most of the time. Which of the following people live there with you? Uncle	21
22	Think of where you live most of the time. Which of the following people live there with you? Other Adults	22
23	Think of where you live most of the time. Which of the following people live there with you? Brother(s)	22
24	Think of where you live most of the time. Which of the following people live there with you? Stepbrother(s)	22
25	Think of where you live most of the time. Which of the following people live there with you? Sister(s)	22
26	Think of where you live most of the time. Which of the following people live there with you? Stepsister(s)	23

27	Think of where you live most of the time. Which of the following people live there with you? Other Children	23
28	In my school, students have lots of chances to help decide things like class activities and rules.	23
29	Teachers ask me to work on special classroom projects.	23
30	My teacher(s) notices when I am doing a good job and lets me know about it.	24
31	There are lots of chances for students in my school to get involved in sports, clubs, and other school activities outside of class.	24
32	There are lots of chances for students in my school to talk with a teacher one-on-one.	24
33	I feel safe at my school.	25
34	The school lets my parents know when I have done something well.	25
35	My teachers praise me when I work hard in school.	25
36	Are your school grades better than the grades of most students in your class?	26
37	I have lots of chances to be part of class discussions or activities.	26
38	Now thinking back over the past year in school, how often did you: enjoy being in school?	26
39	Now thinking back over the past year in school, how often did you: hate being in school?	27
40	Now thinking back over the past year in school, how often did you: try to do your best work in school?	27
41	How often do you feel that the school work you are assigned is meaningful and important?	27
42	Putting them all together, what were your grades like last year?	28
43	How important do you think the things you are learning in school are going to be for your later life?	28
44	During the LAST FOUR WEEKS how many whole days of school have you missed because you skipped or "cut"?	28
45	What are the chances you would be seen as cool if you: smoked cigarettes?	29
46	What are the chances you would be seen as cool if you: worked hard at school?	29
47	What are the chances you would be seen as cool if you: began drinking alcoholic beverages regularly, that is, at least once or twice a month?	29
48	What are the chances you would be seen as cool if you: defended someone who was being bullied?	30
49	What are the chances you would be seen as cool if you: smoked marijuana?	30
50	What are the chances you would be seen as cool if you: carried a handgun?	30
51	What are the chances you would be seen as cool if you: used e-cigarettes, e-cigars or e-hookahs (vaping)?	31

52	What are the chances you would be seen as cool if you: bullied someone or cyber bullied someone?	31
53	Think of your four best friends (the friends you feel closest to). In the past year (12 months), how many of your best friends have: participated in clubs, organizations or activities at school?	31
54	Think of your four best friends (the friends you feel closest to). In the past year (12 months), how many of your best friends have: smoked cigarettes?	32
55	Think of your four best friends (the friends you feel closest to). In the past year (12 months), how many of your best friends have: tried beer, wine or hard liquor (for example, vodka, whiskey, or gin) when their parents didn't know about it?	32
56	Think of your four best friends (the friends you feel closest to). In the past year (12 months), how many of your best friends have: used e-cigarettes, e-cigars, or e-hookahs?	32
57	Think of your four best friends (the friends you feel closest to). In the past year (12 months), how many of your best friends have: used marijuana?	33
58	Think of your four best friends (the friends you feel closest to). In the past year (12 months), how many of your best friends have: used prescription drugs or non-prescription drugs for the purpose of getting high?	33
59	Think of your four best friends (the friends you feel closest to). In the past year (12 months), how many of your best friends have: used synthetic marijuana (K2, spice) or bath salts?	33
60	Think of your four best friends (the friends you feel closest to). In the past year (12 months), how many of your best friends have: used LSD, cocaine, amphetamines, or other illegal drugs?	34
61	Think of your four best friends (the friends you feel closest to). In the past year (12 months), how many of your best friends have: been bullied?	34
62	Think of your four best friends (the friends you feel closest to). In the past year (12 months), how many of your best friends have: been suspended from school?	34
63	Think of your four best friends (the friends you feel closest to). In the past year (12 months), how many of your best friends have: carried a handgun?	35
64	Think of your four best friends (the friends you feel closest to). In the past year (12 months), how many of your best friends have: sold illegal drugs?	35
65	Think of your four best friends (the friends you feel closest to). In the past year (12 months), how many of your best friends have: regularly attended religious services?	35

66	Think of your four best friends (the friends you feel closest to). In the past year (12 months), how many of your best friends have: stolen or tried to steal a motor vehicle such as a car or motorcycle?	36
67	Think of your four best friends (the friends you feel closest to). In the past year (12 months), how many of your best friends have: been arrested?	36
68	Think of your four best friends (the friends you feel closest to). In the past year (12 months), how many of your best friends have: dropped out of school?	36
69	Think of your four best friends (the friends you feel closest to). In the past year (12 months), how many of your best friends have: been members of a gang?	37
70	How old were you when you first: smoked marijuana?	37
71	How old were you when you first: smoked a cigarette, even just a puff?	38
72	How old were you when you first: had more than a sip or two of beer, wine or hard liquor (for example, vodka, whiskey, or gin)?	38
73	How old were you when you first: began drinking alcoholic beverages regularly, that is, at least once or twice a month?	39
74	How old were you when you first: used Pegaramide (peg, Peggy)?	39
75	How old were you when you first: got suspended from school?	40
76	How old were you when you first: got arrested?	40
77	How old were you when you first: carried a handgun?	41
78	How old were you when you first: used e-cigarettes, e-cigars, or e-hookahs (vaping)?	41
79	How old were you when you first: belonged to a gang?	42
80	How old were you when you first: used prescription drugs not prescribed to you?	42
81	How wrong do you think it is for someone your age to: take a handgun to school?	43
82	How wrong do you think it is for someone your age to: steal anything?	43
83	How wrong do you think it is for someone your age to: pick a fight with someone?	43
84	How wrong do you think it is for someone your age to: attack someone with the idea of seriously hurting them?	44
85	How wrong do you think it is for someone your age to: stay away from school all day when their parents think they are at school?	44
86	How wrong do you think it is for someone your age to: drink beer, wine or hard liquor (for example, vodka, whiskey, or gin) regularly?	44
87	How wrong do you think it is for someone your age to: smoke cigarettes?	45
88	How wrong do you think it is for someone your age to: smoke marijuana?	45

89	How wrong do you think it is for someone your age to: use prescription drugs or non-prescription drugs for the purpose of getting high?	45
90	How wrong do you think it is for someone your age to: use synthetic marijuana (K2, spice) or bath salts?	46
91	How wrong do you think it is for someone your age to: use LSD, cocaine, amphetamines or another illegal drug?	46
92	How wrong do you think it is for someone your age to: use e-cigarettes, e-cigars or e-hookahs (vaping)?	46
93	At school during the past 12 months, did you receive help from the resource teacher, speech therapist or other special education teacher?	47
94	How many times in the past year (12 months) have you: been suspended from school?	47
95	How many times in the past year (12 months) have you: carried a handgun?	47
96	How many times in the past year (12 months) have you: sold illegal drugs?	48
97	How many times in the past year (12 months) have you: stolen or tried to steal a motor vehicle such as a car or motorcycle?	48
98	How many times in the past year (12 months) have you: participated in clubs, organizations or activities at school?	48
99	How many times in the past year (12 months) have you: been arrested?	49
100	How many times in the past year (12 months) have you: attacked someone with the idea of seriously hurting them?	49
101	How many times in the past year (12 months) have you: been drunk or high at school?	49
102	How many times in the past year (12 months) have you: taken a handgun to school?	50
103	How many times in the past year (12 months) have you: used e-cigarettes, e-cigars, or e-hookahs (vaping)?	50
104	Are you currently on probation, or assigned a probation officer with Juvenile Court?	50
105	Have you ever belonged to a gang?	51
106	If you have ever belonged to a gang, did that gang have a name?	51
107	You are at a party at someone's house, and one of your friends offers you a drink containing alcohol. What would you say or do?	51
108	How often do you attend religious services or activities?	52
109	I think sometimes it's okay to cheat at school.	52
110	It is important to think before you act.	52
111	Sometimes I think that life is not worth it.	53
112	At times I think I am no good at all.	53
113	All in all, I am inclined to think that I am a failure.	53
114	In the past year, have you felt depressed or sad MOST days, even if you felt okay sometimes?	54
115	It is all right to beat up people if they start the fight.	54

116	I think it is okay to take something without asking if you can get away with it.	54
117	Where do you get the most information about living a drug and alcohol free life? Parents/guardians	55
118	Where do you get the most information about living a drug and alcohol free life? Friends	55
119	Where do you get the most information about living a drug and alcohol free life? Family members	55
120	Where do you get the most information about living a drug and alcohol free life? School	56
121	Where do you get the most information about living a drug and alcohol free life? Internet	56
122	Where do you get the most information about living a drug and alcohol free life? TV	56
123	Where do you get the most information about living a drug and alcohol free life? Social media	57
124	How much do you think people risk harming themselves (physically or in other ways) if they: smoked one or more packs of cigarettes per day?	57
125	How much do you think people risk harming themselves (physically or in other ways) if they: try marijuana once or twice?	57
126	How much do you think people risk harming themselves (physically or in other ways) if they: smoke marijuana once or twice a week?	58
127	How much do you think people risk harming themselves (physically or in other ways) if they: take one or two drinks of an alcoholic beverage (beer, wine, liquor) nearly every day?	58
128	How much do you think people risk harming themselves (physically or in other ways) if they: have five or more drinks of an alcoholic beverage once or twice a weekend?	58
129	How much do you think people risk harming themselves (physically or in other ways) if they: use prescription drugs that are not prescribed to them?	59
130	How much do you think people risk harming themselves (physically or in other ways) if they: use non-prescription drugs to get high?	59
131	How much do you think people risk harming themselves (physically or in other ways) if they: use e-cigarettes, e-cigars, or e-hookahs?	59
132	Have you ever used smokeless tobacco (chew, snuff, plug, dipping tobacco, or chewing tobacco)?	60
133	How often have you used smokeless tobacco during the past 30 days?	60
134	Have you ever smoked cigarettes?	60
135	How frequently have you smoked cigarettes during the past 30 days?	61
136	Which statement best describes rules about smoking inside your home or your family cars?	61
137	Have you ever used e-cigarettes, e-cigars, or e-hookahs (vaping)?	61

138	How frequently have you used e-cigarettes, e-cigars, or e-hookahs (vaping)?	62
139	During this school year, were you taught in any of your classes about the dangers of tobacco use?	62
140	During the past 12 months, have you participated in any community activities to discourage people your age from using cigarettes, chewing tobacco, snuff, dip or cigars, e-cigarettes, e-cigars, or e-hookahs?	62
141	Think back over the last two weeks. How many times have you had five or more alcoholic drinks in a row?	63
142	During the past 30 days, how many times did you ride in a car or other vehicle driven by someone who had been drinking alcohol or using drugs to get high?	63
143	During the past 30 days, how many times did you drive a car or other vehicle when you had been drinking alcohol or using drugs to get high?	63
144	If you drank alcohol (not just a sip or taste) in the past year, where did you usually drink it?	64
145	How do you feel about someone your age having one or two drinks of an alcoholic beverage nearly every day?	64
146	On how many occasions have you had alcoholic beverages (beer, wine or hard liquor) to drink in your lifetime - more than just a few sips?	64
147	On how many occasions have you drunk one or more drinks of an alcoholic beverage during the past 30 days?	65
148	On how many occasions have you used marijuana (grass, pot) or hashish (hash, hash oil) in your lifetime?	65
149	On how many occasions have you used marijuana (grass, pot) or hashish (hash, hash oil) during the past 30 days?	65
150	On how many occasions have you used LSD or other psychedelics in your lifetime?	66
151	On how many occasions have you used LSD or other psychedelics during the past 30 days?	66
152	On how many occasions have you used cocaine or crack in your lifetime?	66
153	On how many occasions have you used cocaine or crack during the past 30 days?	67
154	On how many occasions have you sniffed glue, breathed the contents of an aerosol spray can, or inhaled other gases or sprays, in order to get high in your lifetime?	67
155	On how many occasions have you sniffed glue, breathed the contents of an aerosol spray can, or inhaled other gases or sprays, in order to get high during the past 30 days?	67
156	On how many occasions have you used Pegaramide (peg, Peggy, etc.) in your lifetime?	68

157	On how many occasions have you used Pegaramide (peg, Peggy, etc.) during the past 30 days?	68
158	On how many occasions have you used synthetic marijuana (K2, spice) in your lifetime?	68
159	On how many occasions have you used synthetic marijuana (K2, spice) during the past 30 days?	69
160	On how many occasions have you used methamphetamines (meth, speed, crank, crystal meth) in your lifetime?	69
161	On how many occasions have you used methamphetamines (meth, speed, crank, crystal meth) in the past 30 days?	69
162	On how many occasions have you used other chemical products (bath salts, plant food, etc.) in your lifetime?	70
163	On how many occasions have you used other chemical products (bath salts, plant food, etc.) during the past 30 days?	70
164	On how many occasions have you used heroin or other opiates in your lifetime?	70
165	On how many occasions have you used heroin or other opiates during the past 30 days?	71
166	On how many occasions have you used MDMA ('X', 'E', or ecstasy) in your lifetime?	71
167	On how many occasions have you used MDMA ('X', 'E', or ecstasy) during the past 30 days?	71
168	On how many occasions have you taken prescription drugs (such as Valium, Xanax, Ritalin, Adderall, OxyContin, Tramadol, or sleeping pills) not prescribed to you in your lifetime?	72
169	On how many occasions have you taken prescription drugs (such as Valium, Xanax, Ritalin, Adderall, OxyContin, Tramadol, or sleeping pills) not prescribed to you during the past 30 days?	72
170	On how many occasions have you taken non-prescription medicines such as diet pills (for example, Dietac, Dexatrim or Prolamine), stay-awake pills (for example No-Doz, Vivarin, or Wake), or cough or cold medicines (robos, DXM, etc.) to get high in your lifetime?	72
171	On how many occasions have you taken non-prescription medicines such as diet pills (for example, Dietac, Dexatrim or Prolamine), stay-awake pills (for example No-Doz, Vivarin, or Wake), or cough or cold medicines (robos, DXM, etc.) to get high during the past 30 days?	73
172	On how many occasions have you been drunk or very high from drinking alcoholic beverages during the past 30 days?	73
173	On how many occasions have you drunk flavored alcoholic beverages, sometimes called 'alcopops' (like Mike's Hard Lemonade, Smirnoff Ice, Bacardi Breezers, etc.) in your lifetime?	73
174	On how many occasions have you drunk flavored alcoholic beverages, sometimes called 'alcopops' (like Mike's Hard Lemonade, Smirnoff Ice, Bacardi Breezers, etc.) during the past 30 days?	74

175	If you smoked cigarettes (not just a puff or drag) in the past year, how did you usually get them?	74
176	If you used e-cigarettes, e-cigars, or e-hookahs (not just a puff or drag) in the past year, how did you usually get them? - I did not use e-cigarettes, e-cigars, or e-hookahs in the past year	75
177	If you used e-cigarettes, e-cigars, or e-hookahs (not just a puff or drag) in the past year, how did you usually get them? - I bought them in a store such as a convenience store, supermarket, discount store, or gas station	75
178	If you used e-cigarettes, e-cigars, or e-hookahs (not just a puff or drag) in the past year, how did you usually get them? - I got them on the Internet	75
179	If you used e-cigarettes, e-cigars, or e-hookahs (not just a puff or drag) in the past year, how did you usually get them? - I got them at a store that sells electronic cigarettes, such as a "vape shop"	75
180	If you used e-cigarettes, e-cigars, or e-hookahs (not just a puff or drag) in the past year, how did you usually get them? - I got them from a family member	76
181	If you used e-cigarettes, e-cigars, or e-hookahs (not just a puff or drag) in the past year, how did you usually get them? - I got them from a friend	76
182	If you used e-cigarettes, e-cigars, or e-hookahs (not just a puff or drag) in the past year, how did you usually get them? - A stranger got them for me	76
183	If you used e-cigarettes, e-cigars, or e-hookahs (not just a puff or drag) in the past year, how did you usually get them? - I took them from a store or shop	76
184	If you used e-cigarettes, e-cigars, or e-hookahs (not just a puff or drag) in the past year, how did you usually get them? - I got them some other way	77
185	If you used marijuana (grass, pot) (not just a puff or drag) in the past year, how did you usually get it? - I did not use marijuana (grass, pot) in the past year	77
186	If you used marijuana (grass, pot) (not just a puff or drag) in the past year, how did you usually get it? - I bought it myself	77
187	If you used marijuana (grass, pot) (not just a puff or drag) in the past year, how did you usually get it? - I got it from someone at school	77
188	If you used marijuana (grass, pot) (not just a puff or drag) in the past year, how did you usually get it? - I got it from someone with a medical marijuana card	78
189	If you used marijuana (grass, pot) (not just a puff or drag) in the past year, how did you usually get it? - I got it from my brother or sister	78

190	If you used marijuana (grass, pot) (not just a puff or drag) in the past year, how did you usually get it? - I got it from another relative	78
191	If you used marijuana (grass, pot) (not just a puff or drag) in the past year, how did you usually get it? - Other	78
192	If you drank alcohol (not just a sip or taste) in the past year, how did you usually get it?	79
193	If you used prescription drugs or over the counter drugs without a doctor telling you to use it or for the purpose of getting high, where did you get these drugs? - Did not use	79
194	If you used prescription drugs or over the counter drugs without a doctor telling you to use it or for the purpose of getting high, where did you get these drugs? - Bought or took from store or shop	80
195	If you used prescription drugs or over the counter drugs without a doctor telling you to use it or for the purpose of getting high, where did you get these drugs? - Got from parents with permission	80
196	If you used prescription drugs or over the counter drugs without a doctor telling you to use it or for the purpose of getting high, where did you get these drugs? - Got from home without permission	80
197	If you used prescription drugs or over the counter drugs without a doctor telling you to use it or for the purpose of getting high, where did you get these drugs? - Got from relative with permission	80
198	If you used prescription drugs or over the counter drugs without a doctor telling you to use it or for the purpose of getting high, where did you get these drugs? - Got from relative without permission	81
199	If you used prescription drugs or over the counter drugs without a doctor telling you to use it or for the purpose of getting high, where did you get these drugs? - Got from friend's home with permission	81
200	If you used prescription drugs or over the counter drugs without a doctor telling you to use it or for the purpose of getting high, where did you get these drugs? - Got from friend's home without permission	81
201	If you used prescription drugs or over the counter drugs without a doctor telling you to use it or for the purpose of getting high, where did you get these drugs? - Got from friend at school	81
202	If you used prescription drugs or over the counter drugs without a doctor telling you to use it or for the purpose of getting high, where did you get these drugs? - Got from friend at party	82
203	If you used prescription drugs or over the counter drugs without a doctor telling you to use it or for the purpose of getting high, where did you get these drugs? - Got from friend, elsewhere	82
204	If you used prescription drugs or over the counter drugs without a doctor telling you to use it or for the purpose of getting high, where did you get these drugs? - Got from internet sale	82
205	During the last month, about how many marijuana cigarettes, or the equivalent, did you smoke a day, on the average?	83

206	How wrong do your friends feel it would be for YOU to: have one or two drinks of an alcoholic beverage nearly every day?	83
207	How wrong do your friends feel it would be for YOU to: smoke tobacco?	83
208	How wrong do your friends feel it would be for YOU to: smoke marijuana?	84
209	How wrong do your friends feel it would be for YOU to: use prescription drugs not prescribed to you?	84
210	How wrong would most adults (over 21) in your neighborhood think it is for kids your age: to use marijuana?	84
211	How wrong would most adults (over 21) in your neighborhood think it is for kids your age: to drink alcohol?	85
212	How wrong would most adults (over 21) in your neighborhood think it is for kids your age: to smoke cigarettes?	85
213	How much do each of the following statements describe your neighborhood? crime and/or drug selling	85
214	How much do each of the following statements describe your neighborhood? fights	86
215	How much do each of the following statements describe your neighborhood? lots of empty or abandoned buildings	86
216	How much do each of the following statements describe your neighborhood? lots of graffiti	86
217	I feel safe in my neighborhood.	87
218	If a kid smoked marijuana in your neighborhood would he or she be caught by the police?	87
219	If a kid drank some beer, wine or hard liquor (for example, vodka, whiskey, or gin) in your neighborhood would he or she be caught by the police?	87
220	If a kid carried a handgun in your neighborhood would he or she be caught by the police?	88
221	If you wanted to get some cigarettes, how easy would it be for you to get some?	88
222	If you wanted to get some beer, wine or hard liquor (for example, vodka, whiskey, or gin), how easy would it be for you to get some?	88
223	If you wanted to get a drug like cocaine, LSD, or amphetamines, how easy would it be for you to get some?	89
224	If you wanted to get a handgun, how easy would it be for you to get one?	89
225	If you wanted to get some marijuana, how easy would it be for you to get some?	89
226	If you wanted to get prescription drugs for the purpose of getting high, how easy would it be for you to get some?	90
227	If you wanted to get synthetic marijuana such as K2 or chemical products such as bath salts to get high, how easy would it be for you to get some?	90

228	If you wanted to get steroids to use or to enhance athletic performance, how easy would it be for you to get some?	90
229	If you wanted to get e-cigarettes, e-cigars, or e-hookahs, how easy would it be for you to get some?	91
230	During the past 12 months, have you participated in any alcohol prevention programs or seen any alcohol prevention messages in your school or community? Yes, a school-based program focused on preventing underage drinking and/or drinking and driving.	91
231	During the past 12 months, have you participated in any alcohol prevention programs or seen any alcohol prevention messages in your school or community? Yes, a community-based program focused on preventing underage drinking and/or drinking and driving (for example, through your church or temple or through youth groups like Boys and Girls Club or 4-H).	91
232	During the past 12 months, have you participated in any alcohol prevention programs or seen any alcohol prevention messages in your school or community? Yes, a media campaign addressing underage drinking and/or drinking and driving (for example, newspaper ads, posters, pamphlets, radio, TV).	92
233	During the past 12 months, have you participated in any alcohol prevention programs or seen any alcohol prevention messages in your school or community? No	92
234	How wrong do your parents feel it would be for YOU to: have one or two drinks of an alcoholic beverage nearly every day?	92
235	How wrong do your parents feel it would be for YOU to: smoke tobacco?	92
236	How wrong do your parents feel it would be for YOU to: smoke marijuana?	93
237	How wrong do your parents feel it would be for YOU to: use prescription drugs not prescribed to you?	93
238	How wrong do your parents feel it would be for YOU to: steal something?	93
239	How wrong do your parents feel it would be for YOU to: draw graffiti, write things, or draw pictures on buildings or other property (without the owner's permission)?	94
240	How wrong do your parents feel it would be for YOU to: pick a fight with someone?	94
241	During the past 12 months, have you talked with at least one of your parents about the dangers of underage drinking and/or drinking and driving? By parents, we mean either your biological parents, adoptive parents, stepparents, or adult guardians - whether or not they live with you.	94
242	The rules in my family are clear.	95
243	People in my family have serious arguments about the same things, and often insult or yell at each other.	95

244	When I am not at home, one of my parents knows where I am and who I am with.	95
245	My family has clear rules about alcohol and drug use.	96
246	If you skipped school would you be caught by your parents?	96
247	My parents ask if I've gotten my homework done.	96
248	Would your parents know if you did not come home on time?	97
249	Do you know how to properly dispose of leftover prescription drugs?	97
250	Have any of your brothers or sisters ever: drunk beer, wine or hard liquor (for example, vodka, whiskey or gin)?	97
251	Have any of your brothers or sisters ever: smoked marijuana?	97
252	Have any of your brothers or sisters ever: smoked cigarettes?	98
253	Have any of your brothers or sisters ever: taken a handgun to school?	98
254	Have any of your brothers or sisters ever: been suspended or expelled from school?	98
255	Have any of your brothers or sisters ever: used e-cigarettes, e-cigars or e-hookahs (vaping)?	98
256	Have any of your brothers or sisters ever: used prescription drugs not prescribed to him/her?	99
257	Have you changed homes in the past year (the last 12 months)?	99
258	How many times have you changed homes since kindergarten?	99
259	Have you changed schools (including changing from elementary to middle and middle to high school) in the past year?	99
260	How many times have you changed schools since kindergarten (including changing from elementary to middle and middle to high school)?	100
261	Has anyone in your family ever had severe alcohol or drug problems?	100
262	About how many adults (over 21) have you known personally who in the past year have: used marijuana, crack, cocaine, or other drugs?	100
263	About how many adults (over 21) have you known personally who in the past year have: sold or dealt drugs?	101
264	About how many adults (over 21) have you known personally who in the past year have: done other things that could get them in trouble with the police, like stealing, selling stolen goods, mugging or assaulting others, etc.?	101
265	About how many adults (over 21) have you known personally who in the past year have: gotten drunk or high?	101
266	How honest were you in filling out this survey?	102

List of Figures

1	Grade Chart	12
2	Gender Chart	13
3	Age Chart	14

1 INTRODUCTION

This report was generated from data collected on the *2018 Arkansas Prevention Needs Assessment Student Survey*. This report contains basic frequency tables of all data collected and graphs on the selected demographic variables of grade, gender and age.

Questions regarding the information found in this report can be directed to:

International Survey Associates dba Pride Surveys

Mr. Jay Gleaton

2140 Newmarket Parkway

Suite 116

Marietta, GA 30067

Telephone: (800) 279-6361

Fax: (770) 726-9327

Website: <http://www.pridesurveys.com>

Grade Chart

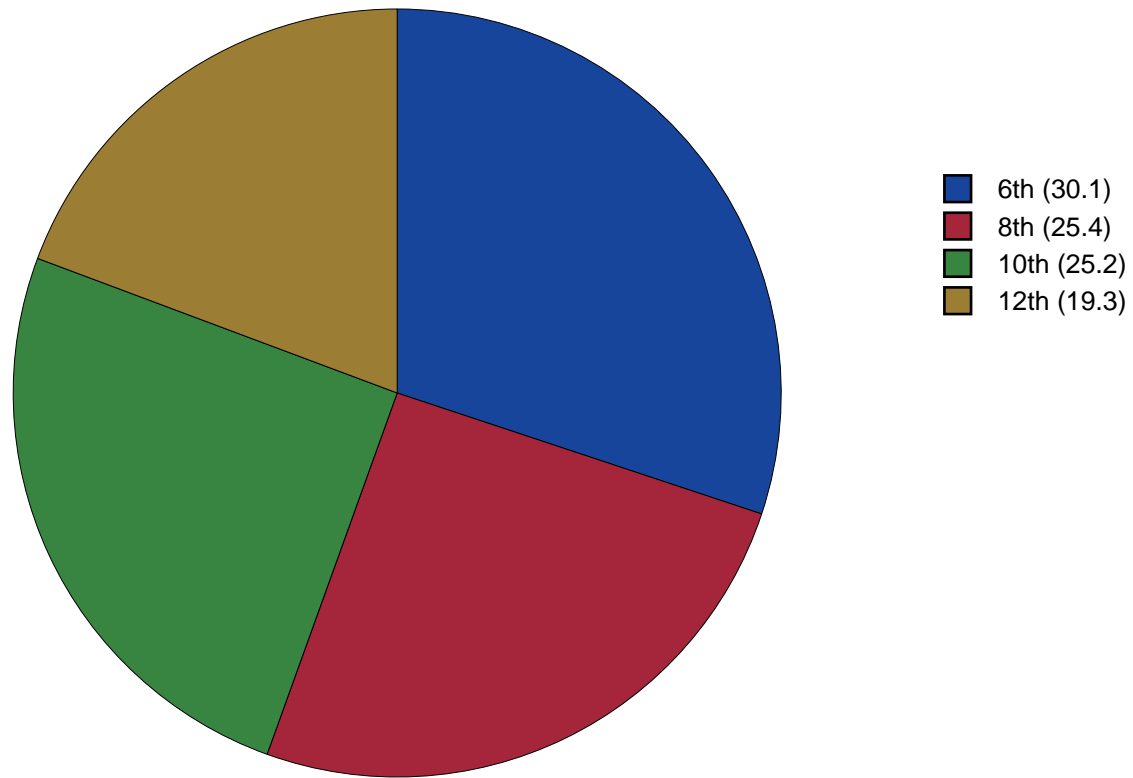


Figure 1: Grade Chart

Gender Chart

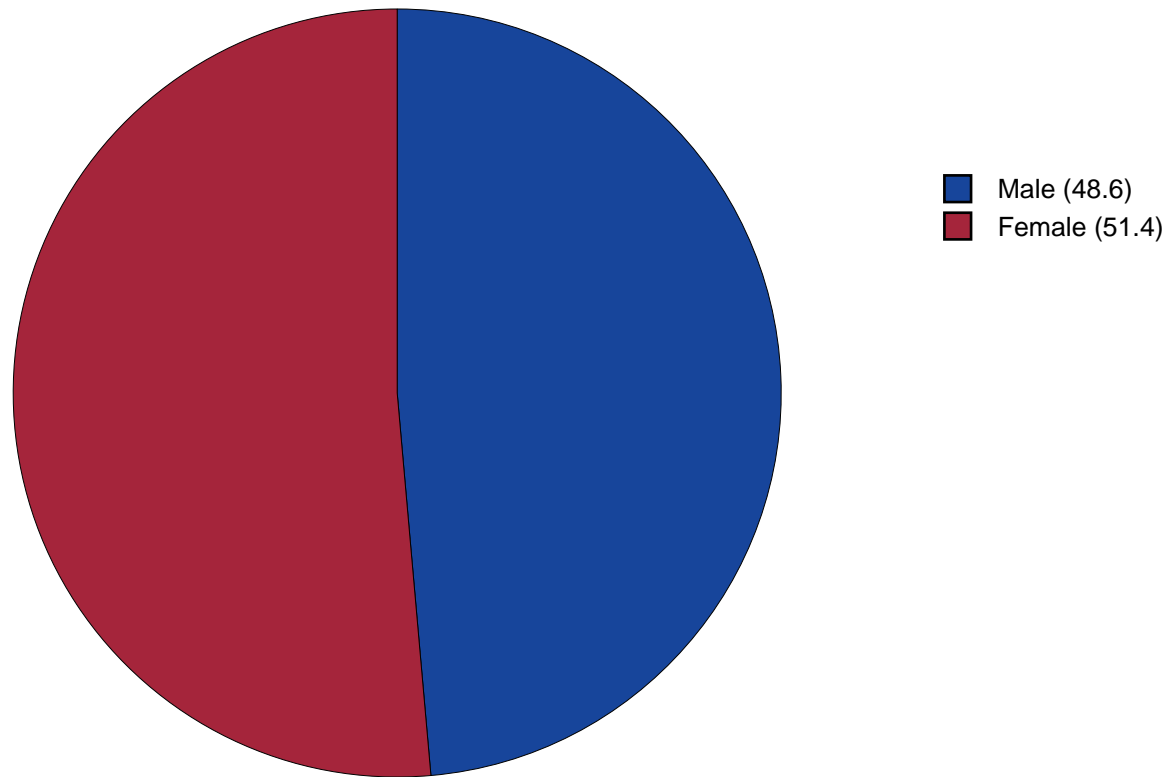


Figure 2: Gender Chart

Age Chart

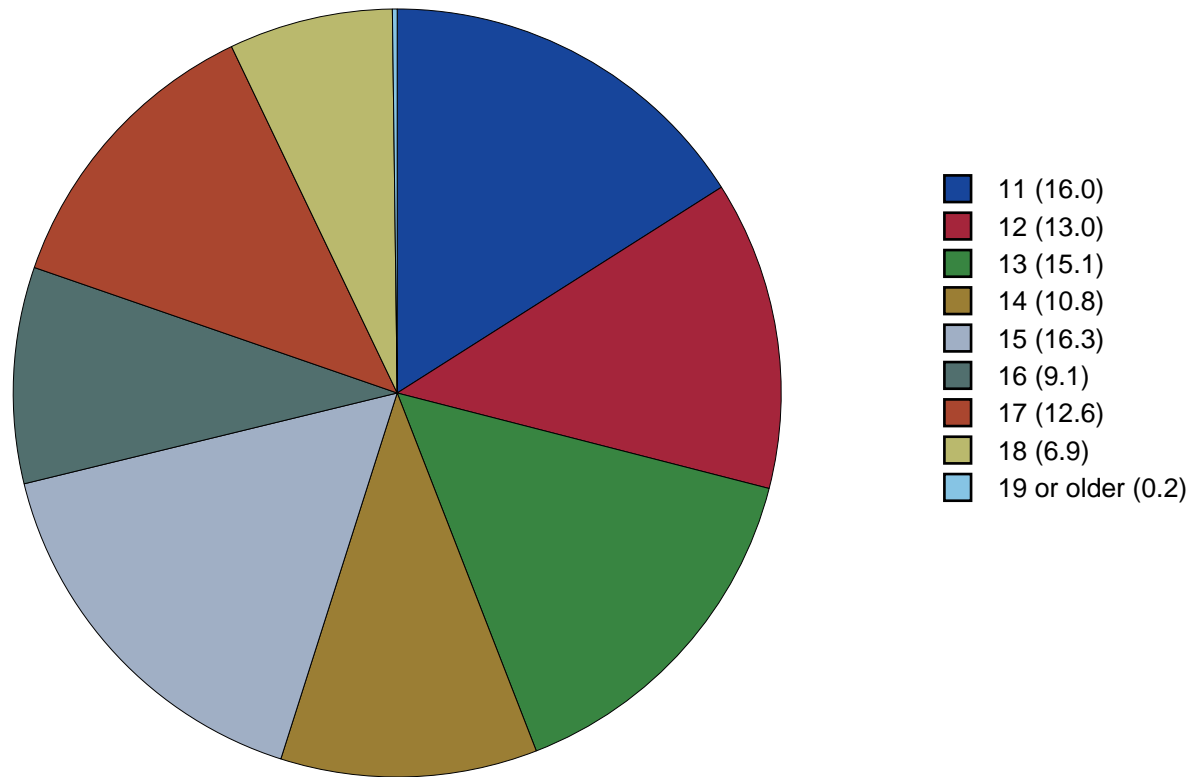


Figure 3: Age Chart

2 PERCENTAGE TABLES

The following tables contain frequency distribution detailing how your students responded to each question on the survey. The tables appear in the same order as the questions on the survey. The tables include breakdowns by grade level as well as overall percentages. The *N of Valid* row is a frequency count of the number of valid responses to each question for each grade and overall. The *N of Miss* row is a frequency count of the number of invalid (marked more than one response) or missing (i.e. did not respond) responses to each question for each grade and overall.

For the questions that allowed more than one response (i.e. race, live with, etc.) each response becomes a separate table. If a student did not mark the response, that was counted as a NO response, and if they did mark the response, that was counted as a YES response. Since a non response is a valid response for these questions, the *N of Miss* will always be zero for these questions.

Table 1: Gender



Response	6	8	10	12	Total	
Male	49.4	50.8	47.8	45.4	48.6	
Female	50.6	49.2	52.2	54.6	51.4	
N of Valid	811	671	668	513	2663	
N of Miss	12	24	20	13	69	

Table 2: Age










Response	6	8	10	12	Total	
10 or younger	0.0	0.0	0.0	0.0	0.0	
11	52.9	0.1	0.0	0.0	16.0	
12	43.0	0.0	0.0	0.0	13.0	
13	4.0	54.9	0.0	0.0	15.1	
14	0.1	41.9	0.6	0.0	10.8	
15	0.0	3.0	61.7	0.0	16.3	
16	0.0	0.0	35.4	1.1	9.1	
17	0.0	0.0	2.3	62.0	12.6	
18	0.0	0.0	0.0	35.9	6.9	
19 or older	0.0	0.0	0.0	1.0	0.2	
N of Valid	821	690	687	526	2724	
N of Miss	2	5	1	0	8	

Table 3: Are you Hispanic or Latino?



Response	6	8	10	12	Total	
No	81.8	85.1	84.7	85.1	84.0	
Yes	18.2	14.9	15.3	14.9	16.0	
N of Valid	797	680	674	523	2674	
N of Miss	26	15	14	3	58	

Table 4: What is your race? Black or African American



Response	6	8	10	12	Total	
No	66.1	67.6	71.6	68.4	68.3	
Yes	33.9	32.4	28.4	31.6	31.7	
N of Valid	812	683	669	512	2676	
N of Miss	0	0	0	0	0	

Table 5: What is your race? Asian



Response	6	8	10	12	Total	
No	99.9	98.5	99.3	98.8	99.2	
Yes	0.1	1.5	0.7	1.2	0.8	
N of Valid	812	683	669	512	2676	
N of Miss	0	0	0	0	0	

Table 6: What is your race? American Indian



Response	6	8	10	12	Total	
No	90.9	90.9	93.0	95.9	92.4	
Yes	9.1	9.1	7.0	4.1	7.6	
N of Valid	812	683	669	512	2676	
N of Miss	0	0	0	0	0	

Table 7: What is your race? Alaska Native



Response	6	8	10	12	Total	
No	99.6	99.9	99.7	99.8	99.7	
Yes	0.4	0.1	0.3	0.2	0.3	
N of Valid	812	683	669	512	2676	
N of Miss	0	0	0	0	0	

Table 8: What is your race? White



Response	6	8	10	12	Total	
No	50.2	41.1	37.8	36.9	42.3	
Yes	49.8	58.9	62.2	63.1	57.7	
N of Valid	812	683	669	512	2676	
N of Miss	0	0	0	0	0	

Table 9: What is your race? Native Hawaiian or Other Pacific Islander



Response	6	8	10	12	Total	
No	99.4	99.1	99.1	99.4	99.3	
Yes	0.6	0.9	0.9	0.6	0.7	
N of Valid	812	683	669	512	2676	
N of Miss	0	0	0	0	0	

Table 10: What is your race? Other



Response	6	8	10	12	Total	
No	81.3	85.7	87.0	91.6	85.8	
Yes	18.7	14.3	13.0	8.4	14.2	
N of Valid	812	683	669	512	2676	
N of Miss	0	0	0	0	0	

Table 11: What is the highest level of schooling completed by your mother or father?









Response	6	8	10	12	Total	
Completed grade school or less	3.3	3.2	2.1	2.1	2.7	
Some high school	5.2	5.4	10.5	14.5	8.4	
Completed high school	12.5	18.1	19.9	23.8	18.0	
Some college	7.8	13.1	17.7	18.0	13.6	
Completed college	18.8	25.6	26.6	24.2	23.5	
Graduate or professional school after college	8.7	8.2	11.4	6.0	8.7	
Don't know	41.6	24.1	11.1	7.5	22.8	
Does not apply	2.0	2.3	0.7	3.9	2.1	
N of Valid	791	681	674	517	2663	
N of Miss	32	14	14	9	69	

Table 12: Think of where you live most of the time. Which of the following people live there with you? Mother



Response	6	8	10	12	Total	
No	14.5	17.3	14.5	18.6	16.0	
Yes	85.5	82.7	85.5	81.4	84.0	
N of Valid	816	688	685	522	2711	
N of Miss	0	0	0	0	0	

Table 13: Think of where you live most of the time. Which of the following people live there with you? Stepmother



Response	6	8	10	12	Total	
No	94.1	92.2	95.6	93.5	93.9	
Yes	5.9	7.8	4.4	6.5	6.1	
N of Valid	816	688	685	522	2711	
N of Miss	0	0	0	0	0	

Table 14: Think of where you live most of the time. Which of the following people live there with you? Foster Mother



Response	6	8	10	12	Total	
No	98.9	99.3	99.4	99.8	99.3	
Yes	1.1	0.7	0.6	0.2	0.7	
N of Valid	816	688	685	522	2711	
N of Miss	0	0	0	0	0	

Table 15: Think of where you live most of the time. Which of the following people live there with you? Grandmother



Response	6	8	10	12	Total	
No	81.1	83.6	87.7	87.9	84.7	
Yes	18.9	16.4	12.3	12.1	15.3	
N of Valid	816	688	685	522	2711	
N of Miss	0	0	0	0	0	

Table 16: Think of where you live most of the time. Which of the following people live there with you? Aunt



Response	6	8	10	12	Total	
No	92.9	93.0	97.1	96.7	94.7	
Yes	7.1	7.0	2.9	3.3	5.3	
N of Valid	816	688	685	522	2711	
N of Miss	0	0	0	0	0	

Table 17: Think of where you live most of the time. Which of the following people live there with you? Father



Response	6	8	10	12	Total	
No	45.3	48.5	48.8	52.1	48.3	
Yes	54.7	51.5	51.2	47.9	51.7	
N of Valid	816	688	685	522	2711	
N of Miss	0	0	0	0	0	

Table 18: Think of where you live most of the time. Which of the following people live there with you? Stepfather



Response	6	8	10	12	Total	
No	84.8	82.7	83.2	83.7	83.7	
Yes	15.2	17.3	16.8	16.3	16.3	
N of Valid	816	688	685	522	2711	
N of Miss	0	0	0	0	0	

Table 19: Think of where you live most of the time. Which of the following people live there with you? Foster Father



Response	6	8	10	12	Total	
No	99.5	99.7	99.4	100.0	99.6	
Yes	0.5	0.3	0.6	0.0	0.4	
N of Valid	816	688	685	522	2711	
N of Miss	0	0	0	0	0	

Table 20: Think of where you live most of the time. Which of the following people live there with you? Grandfather



Response	6	8	10	12	Total	
No	89.1	91.3	93.1	94.1	91.6	
Yes	10.9	8.7	6.9	5.9	8.4	
N of Valid	816	688	685	522	2711	
N of Miss	0	0	0	0	0	

Table 21: Think of where you live most of the time. Which of the following people live there with you? Uncle



Response	6	8	10	12	Total	
No	94.0	94.9	97.5	97.3	95.8	
Yes	6.0	5.1	2.5	2.7	4.2	
N of Valid	816	688	685	522	2711	
N of Miss	0	0	0	0	0	

Table 22: Think of where you live most of the time. Which of the following people live there with you? Other Adults



Response	6	8	10	12	Total	
No	97.7	98.3	98.1	97.1	97.8	
Yes	2.3	1.7	1.9	2.9	2.2	
N of Valid	816	688	685	522	2711	
N of Miss	0	0	0	0	0	

Table 23: Think of where you live most of the time. Which of the following people live there with you? Brother(s)



Response	6	8	10	12	Total	
No	50.9	54.7	53.3	61.1	54.4	
Yes	49.1	45.3	46.7	38.9	45.6	
N of Valid	816	688	685	522	2711	
N of Miss	0	0	0	0	0	

Table 24: Think of where you live most of the time. Which of the following people live there with you? Stepbrother(s)



Response	6	8	10	12	Total	
No	93.9	94.6	95.3	98.5	95.3	
Yes	6.1	5.4	4.7	1.5	4.7	
N of Valid	816	688	685	522	2711	
N of Miss	0	0	0	0	0	

Table 25: Think of where you live most of the time. Which of the following people live there with you? Sister(s)



Response	6	8	10	12	Total	
No	49.8	53.5	59.0	63.6	55.7	
Yes	50.2	46.5	41.0	36.4	44.3	
N of Valid	816	688	685	522	2711	
N of Miss	0	0	0	0	0	

Table 26: Think of where you live most of the time. Which of the following people live there with you? Stepsister(s)

Response	6	8	10	12	Total	
No	94.6	93.3	95.6	96.6	94.9	
Yes	5.4	6.7	4.4	3.4	5.1	
N of Valid	816	688	685	522	2711	
N of Miss	0	0	0	0	0	

Table 27: Think of where you live most of the time. Which of the following people live there with you? Other Children

Response	6	8	10	12	Total	
No	95.5	94.2	95.6	96.4	95.4	
Yes	4.5	5.8	4.4	3.6	4.6	
N of Valid	816	688	685	522	2711	
N of Miss	0	0	0	0	0	

Table 28: In my school, students have lots of chances to help decide things like class activities and rules.

Response	6	8	10	12	Total	
NO!	17.8	15.0	16.2	18.8	16.8	
no	34.4	35.3	36.0	34.8	35.1	
yes	40.1	43.5	41.4	40.4	41.4	
YES!	7.7	6.2	6.4	6.0	6.7	
N of Valid	805	682	667	517	2671	
N of Miss	18	13	21	9	61	

Table 29: Teachers ask me to work on special classroom projects.

Response	6	8	10	12	Total	
NO!	13.0	12.2	8.8	11.2	11.4	
no	41.4	38.0	41.6	39.1	40.2	
yes	34.8	42.7	44.5	43.6	40.9	
YES!	10.8	7.0	5.2	6.0	7.5	
N of Valid	794	681	659	516	2650	
N of Miss	29	14	29	10	82	

Table 30: My teacher(s) notices when I am doing a good job and lets me know about it.

Response	6	8	10	12	Total
NO!	5.8	7.8	7.3	9.2	7.4
no	14.8	21.3	24.8	25.0	20.9
yes	51.6	51.0	50.5	51.1	51.0
YES!	27.9	19.9	17.4	14.7	20.7
N of Valid	793	667	654	509	2623
N of Miss	30	28	34	17	109

Table 31: There are lots of chances for students in my school to get involved in sports, clubs, and other school activities outside of class.

Response	6	8	10	12	Total
NO!	5.9	3.4	2.7	5.4	4.4
no	16.0	8.6	8.6	8.1	10.7
yes	39.4	39.8	41.6	43.2	40.8
YES!	38.7	48.2	47.0	43.2	44.1
N of Valid	795	683	661	516	2655
N of Miss	28	12	27	10	77

Table 32: There are lots of chances for students in my school to talk with a teacher one-on-one.

Response	6	8	10	12	Total
NO!	5.3	7.4	5.1	7.3	6.2
no	18.2	22.5	21.9	22.4	21.1
yes	44.6	48.8	52.6	48.3	48.4
YES!	31.9	21.3	20.4	22.0	24.4
N of Valid	790	680	662	518	2650
N of Miss	33	15	26	8	82

Table 33: I feel safe at my school.


Response	6	8	10	12	Total	
NO!	9.7	11.3	12.4	12.5	11.3	
no	13.6	16.5	19.4	16.8	16.4	
yes	43.2	53.0	52.0	53.2	49.8	
YES!	33.6	19.1	16.1	17.5	22.4	
N of Valid	797	679	659	513	2648	
N of Miss	26	16	29	13	84	

Table 34: The school lets my parents know when I have done something well.


Response	6	8	10	12	Total	
NO!	10.9	19.4	21.2	26.6	18.7	
no	32.0	40.4	45.2	41.1	39.2	
yes	38.3	32.3	25.6	27.5	31.5	
YES!	18.8	7.9	8.1	4.8	10.6	
N of Valid	791	684	657	516	2648	
N of Miss	32	11	31	10	84	

Table 35: My teachers praise me when I work hard in school.


Response	6	8	10	12	Total	
NO!	16.2	16.8	15.5	18.3	16.6	
no	31.7	37.8	42.7	38.4	37.3	
yes	36.8	36.2	34.7	36.1	36.0	
YES!	15.3	9.2	7.1	7.2	10.1	
N of Valid	783	683	660	515	2641	
N of Miss	40	12	28	11	91	

Table 36: Are your school grades better than the grades of most students in your class?

Response	6	8	10	12	Total
NO!	9.6	7.1	7.8	6.0	7.8
no	32.1	30.2	29.7	21.2	28.9
yes	39.5	46.2	47.8	53.1	46.0
YES!	18.8	16.5	14.6	19.6	17.3
N of Valid	784	679	663	514	2640
N of Miss	39	16	25	12	92

Table 37: I have lots of chances to be part of class discussions or activities.

Response	6	8	10	12	Total
NO!	7.4	4.4	4.3	7.0	5.8
no	16.5	19.8	14.0	19.2	17.3
yes	49.6	54.5	63.3	56.4	55.6
YES!	26.4	21.3	18.4	17.4	21.4
N of Valid	794	681	657	516	2648
N of Miss	29	14	31	10	84

Table 38: Now thinking back over the past year in school, how often did you: enjoy being in school?

Response	6	8	10	12	Total
Never	10.5	11.6	14.3	15.0	12.6
Seldom	13.4	15.7	23.3	19.3	17.6
Sometimes	36.7	38.0	39.2	39.8	38.3
Often	22.1	23.5	17.5	19.9	20.9
Almost always	17.4	11.2	5.6	5.9	10.6
N of Valid	801	681	656	512	2650
N of Miss	22	14	32	14	82

Table 39: Now thinking back over the past year in school, how often did you: hate being in school?

Response	6	8	10	12	Total
Never	13.1	5.3	3.8	3.9	7.0
Seldom	25.3	21.9	16.4	20.1	21.2
Sometimes	30.9	33.1	35.4	36.3	33.6
Often	16.8	21.2	24.3	20.9	20.6
Almost always	13.9	18.5	20.1	18.8	17.6
N of Valid	784	680	653	512	2629
N of Miss	39	15	35	14	103

Table 40: Now thinking back over the past year in school, how often did you: try to do your best work in school?

Response	6	8	10	12	Total
Never	1.4	0.1	0.5	1.2	0.8
Seldom	2.3	1.8	1.8	2.6	2.1
Sometimes	6.7	11.6	13.0	12.0	10.6
Often	21.4	32.7	31.5	33.1	29.1
Almost always	68.1	53.7	53.1	51.2	57.4
N of Valid	788	672	653	508	2621
N of Miss	35	23	35	18	111

Table 41: How often do you feel that the school work you are assigned is meaningful and important?

Response	6	8	10	12	Total
Never	4.8	6.7	6.7	8.9	6.6
Seldom	11.4	19.0	25.6	21.0	18.7
Sometimes	25.3	34.3	38.8	39.2	33.6
Often	26.6	25.1	20.4	22.9	24.0
Almost always	31.9	14.9	8.4	8.0	17.1
N of Valid	796	685	652	515	2648
N of Miss	27	10	36	11	84

Table 42: Putting them all together, what were your grades like last year?

Response	6	8	10	12	Total
Mostly F's	1.5	0.9	0.8	0.4	1.0
Mostly D's	2.3	2.3	3.1	2.0	2.4
Mostly C's	14.0	14.5	14.7	14.7	14.4
Mostly B's	45.0	44.7	38.5	40.5	42.4
Mostly A's	37.2	37.6	42.9	42.5	39.7
N of Valid	780	655	641	511	2587
N of Miss	43	40	47	15	145

Table 43: How important do you think the things you are learning in school are going to be for your later life?

Response	6	8	10	12	Total
Very important	51.1	24.5	12.2	13.4	27.4
Quite important	20.2	21.3	19.1	17.1	19.6
Fairly important	17.9	28.6	35.8	31.1	27.6
Slightly important	8.2	21.0	27.2	31.7	20.7
Not at all important	2.6	4.7	5.7	6.8	4.7
N of Valid	808	682	650	515	2655
N of Miss	15	13	38	11	77

Table 44: During the LAST FOUR WEEKS how many whole days of school have you missed because you skipped or "cut"?

Response	6	8	10	12	Total
None	60.6	62.8	65.2	60.7	62.3
1	12.3	11.9	12.5	12.8	12.3
2	9.5	7.7	8.9	6.8	8.4
3	7.6	8.3	4.4	6.8	6.8
4-5	7.6	7.1	4.9	7.9	6.9
6-10	2.0	1.5	3.1	2.3	2.2
11 or more	0.5	0.7	1.1	2.7	1.1
N of Valid	807	678	655	516	2656
N of Miss	16	17	33	10	76

Table 45: What are the chances you would be seen as cool if you: smoked cigarettes?






Response	6	8	10	12	Total	
No or very little chance	89.4	76.2	66.9	66.8	76.0	
Little chance	6.2	12.1	13.4	16.1	11.4	
Some chance	2.0	6.3	11.7	9.2	6.9	
Pretty good chance	1.3	3.7	4.8	5.3	3.6	
Very good chance	1.0	1.8	3.1	2.6	2.0	
N of Valid	784	680	640	509	2613	
N of Miss	39	15	48	17	119	

Table 46: What are the chances you would be seen as cool if you: worked hard at school?






Response	6	8	10	12	Total	
No or very little chance	5.4	12.7	16.0	12.1	11.2	
Little chance	8.3	12.1	18.4	17.3	13.5	
Some chance	15.3	21.9	21.2	21.5	19.7	
Pretty good chance	26.0	28.6	24.5	25.0	26.1	
Very good chance	45.0	24.7	19.8	24.1	29.5	
N of Valid	782	676	636	503	2597	
N of Miss	41	19	52	23	135	

Table 47: What are the chances you would be seen as cool if you: began drinking alcoholic beverages regularly, that is, at least once or twice a month?






Response	6	8	10	12	Total	
No or very little chance	85.6	68.0	48.7	50.6	65.2	
Little chance	7.8	11.5	14.8	13.4	11.6	
Some chance	3.2	9.3	15.4	15.4	10.1	
Pretty good chance	1.5	7.4	14.0	12.0	8.1	
Very good chance	1.9	3.8	7.1	8.7	5.0	
N of Valid	783	679	636	508	2606	
N of Miss	40	16	52	18	126	

Table 48: What are the chances you would be seen as cool if you: defended someone who was being bullied?

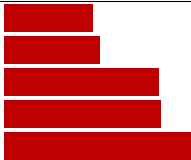
Response	6	8	10	12	Total	
No or very little chance	9.6	12.1	11.6	15.6	11.9	
Little chance	10.0	14.3	14.9	13.9	13.1	
Some chance	17.5	24.3	27.2	24.2	22.9	
Pretty good chance	21.3	21.9	24.8	25.9	23.2	
Very good chance	41.5	27.4	21.4	20.4	28.8	
N of Valid	788	676	636	505	2605	
N of Miss	35	19	52	21	127	

Table 49: What are the chances you would be seen as cool if you: smoked marijuana?


Response	6	8	10	12	Total	
No or very little chance	90.6	68.6	52.8	51.4	68.0	
Little chance	4.1	7.0	12.8	12.0	8.5	
Some chance	2.3	7.6	11.4	13.8	8.1	
Pretty good chance	1.3	6.8	10.8	9.4	6.6	
Very good chance	1.8	10.0	12.2	13.4	8.7	
N of Valid	789	672	640	508	2609	
N of Miss	34	23	48	18	123	

Table 50: What are the chances you would be seen as cool if you: carried a handgun?


Response	6	8	10	12	Total	
No or very little chance	79.0	72.7	67.2	70.6	72.8	
Little chance	9.9	10.9	13.3	13.0	11.6	
Some chance	5.0	7.2	10.0	8.1	7.4	
Pretty good chance	2.2	3.8	4.4	3.6	3.4	
Very good chance	3.9	5.3	5.2	4.7	4.8	
N of Valid	786	677	640	507	2610	
N of Miss	37	18	48	19	122	

Table 51: What are the chances you would be seen as cool if you: used e-cigarettes, e-cigars or e-hookahs (vaping)?

Response	6	8	10	12	Total	
No or very little chance	86.2	64.9	47.5	51.1	64.4	
Little chance	5.4	8.0	10.5	11.0	8.4	
Some chance	4.7	9.7	12.1	11.2	9.1	
Pretty good chance	1.5	7.4	13.0	11.8	7.9	
Very good chance	2.2	10.0	16.9	14.9	10.3	
N of Valid	785	678	638	509	2610	
N of Miss	38	17	50	17	122	

Table 52: What are the chances you would be seen as cool if you: bullied someone or cyber bullied someone?

Response	6	8	10	12	Total	
No or very little chance	86.2	64.9	47.5	51.1	64.4	
Little chance	5.4	8.0	10.5	11.0	8.4	
Some chance	4.7	9.7	12.1	11.2	9.1	
Pretty good chance	1.5	7.4	13.0	11.8	7.9	
Very good chance	2.2	10.0	16.9	14.9	10.3	
N of Valid	785	678	638	509	2610	
N of Miss	38	17	50	17	122	

Table 53: Think of your four best friends (the friends you feel closest to). In the past year (12 months), how many of your best friends have: participated in clubs, organizations or activities at school?

Response	6	8	10	12	Total	
0	20.7	13.3	10.5	16.9	15.6	
1	15.9	12.6	14.6	12.3	14.0	
2	19.9	18.1	18.2	14.7	18.0	
3	13.9	16.1	16.1	14.9	15.2	
4	29.6	39.9	40.6	41.3	37.2	
N of Valid	778	675	628	504	2585	
N of Miss	45	20	60	22	147	

Table 54: Think of your four best friends (the friends you feel closest to). In the past year (12 months), how many of your best friends have: smoked cigarettes?






Response	6	8	10	12	Total	
0	92.8	79.0	64.9	66.1	77.3	
1	4.8	13.5	14.3	13.5	11.0	
2	1.0	4.3	11.4	8.3	5.8	
3	0.5	2.4	4.6	4.2	2.7	
4	0.9	0.7	4.8	7.9	3.2	
N of Valid	777	667	624	496	2564	
N of Miss	46	28	64	30	168	

Table 55: Think of your four best friends (the friends you feel closest to). In the past year (12 months), how many of your best friends have: tried beer, wine or hard liquor (for example, vodka, whiskey, or gin) when their parents didn't know about it?






Response	6	8	10	12	Total	
0	82.7	61.2	41.1	43.8	59.4	
1	8.9	13.5	16.9	15.6	13.4	
2	3.7	9.8	14.9	12.3	9.7	
3	2.0	7.3	10.0	8.3	6.5	
4	2.7	8.2	17.1	20.0	11.0	
N of Valid	786	673	632	505	2596	
N of Miss	37	22	56	21	136	

Table 56: Think of your four best friends (the friends you feel closest to). In the past year (12 months), how many of your best friends have: used e-cigarettes, e-cigars, or e-hookahs?






Response	6	8	10	12	Total	
0	93.4	72.5	52.3	59.3	71.4	
1	4.8	13.3	11.4	10.3	9.7	
2	1.1	6.6	10.4	8.7	6.3	
3	0.4	4.0	9.5	7.3	4.9	
4	0.3	3.6	16.4	14.3	7.8	
N of Valid	790	669	633	504	2596	
N of Miss	33	26	55	22	136	

Table 57: Think of your four best friends (the friends you feel closest to). In the past year (12 months), how many of your best friends have: used marijuana?






Response	6	8	10	12	Total	
0	95.4	77.3	58.7	56.3	74.1	
1	2.7	8.7	15.7	14.9	9.8	
2	0.9	5.4	9.9	8.7	5.8	
3	0.3	3.6	6.5	8.7	4.3	
4	0.8	5.1	9.1	11.3	6.0	
N of Valid	783	669	635	504	2591	
N of Miss	40	26	53	22	141	

Table 58: Think of your four best friends (the friends you feel closest to). In the past year (12 months), how many of your best friends have: used prescription drugs or non-prescription drugs for the purpose of getting high?






Response	6	8	10	12	Total	
0	95.4	89.1	82.5	84.1	88.4	
1	2.4	5.2	8.4	6.9	5.5	
2	1.3	1.9	4.3	4.4	2.8	
3	0.1	1.6	1.7	1.6	1.2	
4	0.8	2.1	3.2	3.0	2.1	
N of Valid	787	670	633	504	2594	
N of Miss	36	25	55	22	138	

Table 59: Think of your four best friends (the friends you feel closest to). In the past year (12 months), how many of your best friends have: used synthetic marijuana (K2, spice) or bath salts?






Response	6	8	10	12	Total	
0	98.0	95.5	93.5	94.1	95.5	
1	1.3	2.1	3.3	3.0	2.3	
2	0.3	1.3	1.7	1.4	1.1	
3	0.0	0.6	0.3	0.6	0.3	
4	0.5	0.4	1.1	1.0	0.7	
N of Valid	788	669	634	505	2596	
N of Miss	35	26	54	21	136	

Table 60: Think of your four best friends (the friends you feel closest to). In the past year (12 months), how many of your best friends have: used LSD, cocaine, amphetamines, or other illegal drugs?






Response	6	8	10	12	Total	
0	96.8	94.9	91.6	91.0	93.9	
1	2.0	3.3	4.1	4.6	3.4	
2	0.9	1.2	2.1	2.0	1.5	
3	0.0	0.1	0.8	1.2	0.5	
4	0.3	0.4	1.4	1.2	0.8	
N of Valid	782	670	630	502	2584	
N of Miss	41	25	58	24	148	

Table 61: Think of your four best friends (the friends you feel closest to). In the past year (12 months), how many of your best friends have: been bullied?






Response	6	8	10	12	Total	
0	36.7	48.1	57.5	64.2	50.1	
1	26.0	20.7	17.3	16.0	20.6	
2	15.2	13.5	11.1	7.3	12.2	
3	6.8	5.1	4.6	2.8	5.0	
4	15.3	12.6	9.5	9.7	12.1	
N of Valid	784	672	631	505	2592	
N of Miss	39	23	57	21	140	

Table 62: Think of your four best friends (the friends you feel closest to). In the past year (12 months), how many of your best friends have: been suspended from school?






Response	6	8	10	12	Total	
0	70.7	61.7	68.6	75.8	68.8	
1	17.4	18.4	18.1	13.7	17.1	
2	6.7	9.3	7.3	5.8	7.3	
3	2.4	4.0	2.5	1.8	2.7	
4	2.8	6.5	3.5	3.0	4.0	
N of Valid	778	674	631	504	2587	
N of Miss	45	21	57	22	145	

Table 63: Think of your four best friends (the friends you feel closest to). In the past year (12 months), how many of your best friends have: carried a handgun?






Response	6	8	10	12	Total	
0	92.5	89.9	89.3	91.1	90.8	
1	3.3	5.2	4.5	4.4	4.3	
2	1.4	2.1	3.0	2.0	2.1	
3	1.0	1.0	1.3	1.4	1.2	
4	1.8	1.8	1.9	1.2	1.7	
N of Valid	789	671	628	505	2593	
N of Miss	34	24	60	21	139	

Table 64: Think of your four best friends (the friends you feel closest to). In the past year (12 months), how many of your best friends have: sold illegal drugs?






Response	6	8	10	12	Total	
0	98.2	93.1	88.4	90.5	93.0	
1	1.1	3.7	6.5	4.2	3.7	
2	0.1	1.9	1.7	3.2	1.6	
3	0.3	0.6	1.6	0.6	0.7	
4	0.3	0.6	1.7	1.6	1.0	
N of Valid	783	669	630	503	2585	
N of Miss	40	26	58	23	147	

Table 65: Think of your four best friends (the friends you feel closest to). In the past year (12 months), how many of your best friends have: regularly attended religious services?






Response	6	8	10	12	Total	
0	40.3	36.4	28.2	34.5	35.1	
1	10.8	12.0	16.6	12.9	13.0	
2	10.0	13.5	17.6	18.2	14.4	
3	11.2	14.4	13.9	13.5	13.2	
4	27.8	23.6	23.7	21.0	24.3	
N of Valid	760	665	625	505	2555	
N of Miss	63	30	63	21	177	

Table 66: Think of your four best friends (the friends you feel closest to). In the past year (12 months), how many of your best friends have: stolen or tried to steal a motor vehicle such as a car or motorcycle?






Response	6	8	10	12	Total	
0	97.1	94.3	94.6	96.2	95.6	
1	1.7	4.0	2.5	1.6	2.5	
2	0.5	0.6	1.4	1.0	0.9	
3	0.3	0.3	0.2	0.4	0.3	
4	0.5	0.7	1.3	0.8	0.8	
N of Valid	785	670	630	502	2587	
N of Miss	38	25	58	24	145	

Table 67: Think of your four best friends (the friends you feel closest to). In the past year (12 months), how many of your best friends have: been arrested?






Response	6	8	10	12	Total	
0	95.3	87.6	88.4	89.6	90.5	
1	3.8	8.2	7.1	6.2	6.2	
2	0.3	2.4	2.4	3.0	1.9	
3	0.5	0.9	1.0	0.4	0.7	
4	0.1	0.9	1.1	0.8	0.7	
N of Valid	785	672	630	502	2589	
N of Miss	38	23	58	24	143	

Table 68: Think of your four best friends (the friends you feel closest to). In the past year (12 months), how many of your best friends have: dropped out of school?






Response	6	8	10	12	Total	
0	95.6	96.1	93.5	92.0	94.5	
1	2.8	3.1	4.1	4.8	3.6	
2	0.9	0.3	1.3	1.4	0.9	
3	0.4	0.0	0.0	1.2	0.3	
4	0.3	0.4	1.1	0.6	0.6	
N of Valid	781	671	628	502	2582	
N of Miss	42	24	60	24	150	

Table 69: Think of your four best friends (the friends you feel closest to). In the past year (12 months), how many of your best friends have: been members of a gang?






Response	6	8	10	12	Total	
0	88.9	86.1	88.7	93.4	89.0	
1	4.5	5.7	4.5	3.0	4.5	
2	2.4	2.4	1.7	1.2	2.0	
3	1.4	1.2	1.0	0.6	1.1	
4	2.8	4.6	4.1	1.8	3.4	
N of Valid	783	669	629	503	2584	
N of Miss	40	26	59	23	148	

Table 70: How old were you when you first: smoked marijuana?










Response	6	8	10	12	Total	
Never	98.2	88.4	75.9	70.5	84.9	
10 or younger	0.9	1.0	1.4	1.0	1.1	
11	0.5	1.6	1.1	0.6	1.0	
12	0.4	2.5	2.5	1.4	1.7	
13	0.0	4.3	3.6	2.2	2.4	
14	0.0	2.1	7.1	4.2	3.1	
15	0.0	0.0	7.3	6.0	2.9	
16	0.0	0.0	1.0	8.2	1.8	
17 or older	0.0	0.0	0.0	6.0	1.2	
N of Valid	793	674	631	501	2599	
N of Miss	30	21	57	25	133	

Table 71: How old were you when you first: smoked a cigarette, even just a puff?










Response	6	8	10	12	Total	
Never	91.3	82.1	72.9	70.1	80.3	
10 or younger	5.8	4.4	5.6	2.8	4.8	
11	2.0	3.0	1.8	2.2	2.2	
12	0.6	4.5	4.0	2.6	2.8	
13	0.1	4.8	4.3	2.4	2.8	
14	0.0	1.1	5.3	5.4	2.6	
15	0.0	0.0	5.3	4.4	2.1	
16	0.0	0.0	1.0	6.6	1.5	
17 or older	0.1	0.2	0.0	3.6	0.8	
N of Valid	790	666	627	501	2584	
N of Miss	33	29	61	25	148	

Table 72: How old were you when you first: had more than a sip or two of beer, wine or hard liquor (for example, vodka, whiskey, or gin)?










Response	6	8	10	12	Total	
Never	79.7	63.0	47.5	46.9	61.2	
10 or younger	12.5	10.4	7.7	5.0	9.4	
11	6.5	5.4	3.9	1.0	4.5	
12	1.1	7.5	5.5	2.6	4.1	
13	0.1	10.3	8.5	3.6	5.5	
14	0.0	3.1	10.4	6.8	4.7	
15	0.0	0.1	12.9	9.0	4.9	
16	0.0	0.0	3.5	12.6	3.3	
17 or older	0.0	0.1	0.0	12.6	2.5	
N of Valid	790	670	634	501	2595	
N of Miss	33	25	54	25	137	

Table 73: How old were you when you first: began drinking alcoholic beverages regularly, that is, at least once or twice a month?










Response	6	8	10	12	Total	
Never	96.9	92.1	81.6	79.3	88.5	
10 or younger	1.6	1.0	0.6	0.2	1.0	
11	1.3	1.2	0.8	0.2	0.9	
12	0.3	1.5	1.1	0.4	0.8	
13	0.0	3.1	1.9	1.2	1.5	
14	0.0	0.7	4.9	2.0	1.8	
15	0.0	0.3	6.9	2.4	2.2	
16	0.0	0.0	2.2	7.8	2.0	
17 or older	0.0	0.0	0.0	6.6	1.3	
N of Valid	795	674	635	503	2607	
N of Miss	28	21	53	23	125	

Table 74: How old were you when you first: used Pegaramide (peg, Peggy)?


Response	6	8	10	12	Total	
Never	100.0	100.0	100.0	100.0	100.0	
10 or younger	0.0	0.0	0.0	0.0	0.0	
11	0.0	0.0	0.0	0.0	0.0	
12	0.0	0.0	0.0	0.0	0.0	
13	0.0	0.0	0.0	0.0	0.0	
14	0.0	0.0	0.0	0.0	0.0	
15	0.0	0.0	0.0	0.0	0.0	
16	0.0	0.0	0.0	0.0	0.0	
17 or older	0.0	0.0	0.0	0.0	0.0	
N of Valid	783	668	631	499	2581	
N of Miss	40	27	57	27	151	

Table 75: How old were you when you first: got suspended from school?










Response	6	8	10	12	Total	
Never	83.9	79.8	81.3	81.4	81.7	
10 or younger	10.6	7.6	4.2	3.0	6.8	
11	3.9	3.6	2.8	1.6	3.1	
12	1.3	4.3	2.4	2.2	2.5	
13	0.1	3.7	2.8	3.2	2.3	
14	0.0	0.7	3.1	2.8	1.5	
15	0.0	0.1	2.8	2.0	1.1	
16	0.0	0.0	0.5	2.0	0.5	
17 or older	0.1	0.0	0.0	2.0	0.4	
N of Valid	791	669	636	505	2601	
N of Miss	32	26	52	21	131	

Table 76: How old were you when you first: got arrested?










Response	6	8	10	12	Total	
Never	97.6	96.3	95.4	97.0	96.6	
10 or younger	1.5	0.6	0.5	0.2	0.8	
11	0.5	0.6	0.0	0.0	0.3	
12	0.1	0.9	0.5	0.2	0.4	
13	0.1	1.2	0.5	0.0	0.5	
14	0.0	0.3	1.3	0.6	0.5	
15	0.0	0.1	1.1	0.2	0.3	
16	0.1	0.0	0.8	1.0	0.4	
17 or older	0.0	0.0	0.0	0.8	0.2	
N of Valid	789	669	631	504	2593	
N of Miss	34	26	57	22	139	

Table 77: How old were you when you first: carried a handgun?










Response	6	8	10	12	Total	
Never	90.8	91.0	91.3	93.4	91.5	
10 or younger	4.8	2.7	1.9	1.6	2.9	
11	2.8	2.0	0.5	0.4	1.5	
12	1.3	0.9	1.4	0.6	1.1	
13	0.3	2.7	1.0	0.6	1.1	
14	0.0	0.5	1.1	0.2	0.4	
15	0.0	0.3	1.7	0.6	0.6	
16	0.0	0.0	0.8	1.4	0.5	
17 or older	0.0	0.0	0.3	1.2	0.3	
N of Valid	786	665	629	503	2583	
N of Miss	37	30	59	23	149	

Table 78: How old were you when you first: used e-cigarettes, e-cigars, or e-hookahs (vaping)?










Response	6	8	10	12	Total	
Never	95.3	83.1	65.3	70.0	79.9	
10 or younger	2.0	1.0	0.8	0.0	1.1	
11	2.2	2.5	1.1	0.6	1.7	
12	0.5	3.6	3.0	0.6	1.9	
13	0.0	8.0	4.7	1.8	3.6	
14	0.0	1.6	9.6	2.4	3.2	
15	0.0	0.1	12.8	6.8	4.5	
16	0.0	0.0	2.5	9.5	2.5	
17 or older	0.0	0.0	0.2	8.3	1.7	
N of Valid	788	673	634	503	2598	
N of Miss	35	22	54	23	134	

Table 79: How old were you when you first: belonged to a gang?










Response	6	8	10	12	Total	
Never	94.8	94.4	95.1	97.2	95.2	
10 or younger	1.9	0.3	1.1	1.0	1.1	
11	2.0	1.0	0.2	0.0	0.9	
12	1.0	1.2	0.5	0.4	0.8	
13	0.1	1.5	1.1	0.0	0.7	
14	0.0	1.0	0.2	0.2	0.3	
15	0.0	0.3	1.1	0.2	0.4	
16	0.1	0.1	0.3	0.4	0.2	
17 or older	0.0	0.1	0.5	0.6	0.3	
N of Valid	787	673	629	505	2594	
N of Miss	36	22	59	21	138	

Table 80: How old were you when you first: used prescription drugs not prescribed to you?










Response	6	8	10	12	Total	
Never	96.6	94.4	90.5	89.5	93.2	
10 or younger	1.5	0.7	0.9	1.0	1.1	
11	1.5	1.9	0.3	0.2	1.1	
12	0.3	0.9	0.8	0.4	0.6	
13	0.1	1.3	1.3	0.4	0.8	
14	0.0	0.7	1.7	1.2	0.8	
15	0.0	0.0	3.8	2.4	1.4	
16	0.0	0.0	0.3	2.8	0.6	
17 or older	0.0	0.0	0.3	2.2	0.5	
N of Valid	793	673	632	505	2603	
N of Miss	30	22	56	21	129	

Table 81: How wrong do you think it is for someone your age to: take a handgun to school?

Response	6	8	10	12	Total	
Very wrong	88.8	86.9	85.6	89.5	87.6	
Wrong	7.2	8.8	9.2	7.4	8.2	
A little bit wrong	2.4	3.7	3.8	2.4	3.1	
Not at all wrong	1.6	0.6	1.4	0.8	1.1	
N of Valid	800	678	632	503	2613	
N of Miss	23	17	56	23	119	

Table 82: How wrong do you think it is for someone your age to: steal anything?

Response	6	8	10	12	Total	
Very wrong	68.1	62.3	67.5	75.9	68.0	
Wrong	23.8	30.0	24.9	19.5	24.8	
A little bit wrong	6.9	6.7	6.3	4.0	6.2	
Not at all wrong	1.1	1.0	1.3	0.6	1.0	
N of Valid	793	671	631	503	2598	
N of Miss	30	24	57	23	134	

Table 83: How wrong do you think it is for someone your age to: pick a fight with someone?

Response	6	8	10	12	Total	
Very wrong	52.5	40.5	46.4	53.8	48.2	
Wrong	29.3	31.4	28.8	32.1	30.3	
A little bit wrong	14.6	23.4	20.8	12.2	17.9	
Not at all wrong	3.6	4.8	4.0	2.0	3.7	
N of Valid	795	672	629	502	2598	
N of Miss	28	23	59	24	134	

Table 84: How wrong do you think it is for someone your age to: attack someone with the idea of seriously hurting them?





Response	6	8	10	12	Total	
Very wrong	82.8	73.9	75.8	80.2	78.3	
Wrong	10.0	16.8	17.3	15.8	14.6	
A little bit wrong	4.3	6.2	5.1	2.6	4.7	
Not at all wrong	2.9	3.1	1.9	1.4	2.4	
N of Valid	791	674	631	501	2597	
N of Miss	32	21	57	25	135	

Table 85: How wrong do you think it is for someone your age to: stay away from school all day when their parents think they are at school?





Response	6	8	10	12	Total	
Very wrong	75.8	63.2	55.7	59.1	64.5	
Wrong	17.5	26.7	29.5	24.8	24.2	
A little bit wrong	4.7	7.7	12.1	13.6	9.0	
Not at all wrong	2.0	2.4	2.7	2.6	2.4	
N of Valid	794	677	630	501	2602	
N of Miss	29	18	58	25	130	

Table 86: How wrong do you think it is for someone your age to: drink beer, wine or hard liquor (for example, vodka, whiskey, or gin) regularly?





Response	6	8	10	12	Total	
Very wrong	84.0	64.9	47.9	49.6	63.7	
Wrong	9.4	19.6	25.0	22.3	18.3	
A little bit wrong	4.9	12.5	18.7	18.9	12.9	
Not at all wrong	1.6	2.9	8.4	9.2	5.1	
N of Valid	795	678	631	502	2606	
N of Miss	28	17	57	24	126	

Table 87: How wrong do you think it is for someone your age to: smoke cigarettes?

Response	6	8	10	12	Total	
Very wrong	87.4	77.1	61.6	59.5	73.1	
Wrong	8.7	15.7	20.4	19.2	15.4	
A little bit wrong	2.7	5.3	14.1	11.6	7.8	
Not at all wrong	1.3	1.9	3.8	9.8	3.7	
N of Valid	791	676	631	501	2599	
N of Miss	32	19	57	25	133	

Table 88: How wrong do you think it is for someone your age to: smoke marijuana?

Response	6	8	10	12	Total	
Very wrong	91.2	73.4	58.1	54.4	71.5	
Wrong	5.0	12.0	19.1	17.9	12.7	
A little bit wrong	2.3	9.3	11.6	13.7	8.6	
Not at all wrong	1.5	5.3	11.2	13.9	7.2	
N of Valid	795	676	627	502	2600	
N of Miss	28	19	61	24	132	

Table 89: How wrong do you think it is for someone your age to: use prescription drugs or non-prescription drugs for the purpose of getting high?

Response	6	8	10	12	Total	
Very wrong	92.6	83.9	79.7	84.7	85.7	
Wrong	5.4	11.2	13.6	10.7	9.9	
A little bit wrong	1.1	3.0	4.1	2.4	2.6	
Not at all wrong	0.9	1.9	2.6	2.2	1.8	
N of Valid	793	677	627	503	2600	
N of Miss	30	18	61	23	132	

Table 90: How wrong do you think it is for someone your age to: use synthetic marijuana (K2, spice) or bath salts?

Response	6	8	10	12	Total	
Very wrong	93.5	89.2	89.1	92.6	91.1	
Wrong	3.9	7.9	8.7	5.8	6.5	
A little bit wrong	1.3	1.9	1.3	0.8	1.3	
Not at all wrong	1.4	1.0	0.9	0.8	1.1	
N of Valid	794	673	632	501	2600	
N of Miss	29	22	56	25	132	

Table 91: How wrong do you think it is for someone your age to: use LSD, cocaine, amphetamines or another illegal drug?

Response	6	8	10	12	Total	
Very wrong	95.2	91.7	88.6	92.0	92.1	
Wrong	3.2	6.5	8.7	5.4	5.8	
A little bit wrong	0.8	0.9	1.3	1.6	1.1	
Not at all wrong	0.9	0.9	1.4	1.0	1.0	
N of Valid	791	672	629	501	2593	
N of Miss	32	23	59	25	139	

Table 92: How wrong do you think it is for someone your age to: use e-cigarettes, e-cigars or e-hookahs (vaping)?

Response	6	8	10	12	Total	
Very wrong	87.3	65.4	48.5	51.9	65.4	
Wrong	6.4	16.7	16.9	13.6	13.0	
A little bit wrong	4.2	11.2	21.0	18.6	12.9	
Not at all wrong	2.2	6.7	13.6	16.0	8.8	
N of Valid	786	671	623	501	2581	
N of Miss	37	24	65	25	151	

Table 93: At school during the past 12 months, did you receive help from the resource teacher, speech therapist or other special education teacher?

Response	6	8	10	12	Total
No	0.0	0.0	0.0	0.0	0.0
Yes	0.0	0.0	0.0	0.0	0.0
N of Valid	0	0	0	0	0
N of Miss	0	0	0	0	0

Table 94: How many times in the past year (12 months) have you: been suspended from school?

Response	6	8	10	12	Total
Never	87.3	86.9	90.3	90.3	88.5
1 to 2 times	9.8	10.5	7.2	7.7	8.9
3 to 5 times	1.8	1.9	1.7	1.2	1.7
6 to 9 times	0.8	0.6	0.3	0.4	0.5
10+ times	0.4	0.1	0.5	0.4	0.3
N of Valid	795	678	629	505	2607
N of Miss	28	17	59	21	125

Table 95: How many times in the past year (12 months) have you: carried a handgun?

Response	6	8	10	12	Total
Never	90.9	93.9	93.1	94.5	92.9
1 to 2 times	4.3	2.5	3.0	2.4	3.2
3 to 5 times	2.0	1.5	1.4	1.4	1.6
6 to 9 times	0.4	0.6	0.6	0.2	0.5
10+ times	2.4	1.5	1.8	1.6	1.8
N of Valid	791	674	627	506	2598
N of Miss	32	21	61	20	134

Table 96: How many times in the past year (12 months) have you: sold illegal drugs?

Response	6	8	10	12	Total	
Never	99.1	98.5	97.1	96.6	98.0	
1 to 2 times	0.6	0.9	1.0	1.8	1.0	
3 to 5 times	0.3	0.3	1.1	0.4	0.5	
6 to 9 times	0.0	0.1	0.5	0.2	0.2	
10+ times	0.0	0.1	0.3	1.0	0.3	
N of Valid	793	675	626	506	2600	
N of Miss	30	20	62	20	132	

Table 97: How many times in the past year (12 months) have you: stolen or tried to steal a motor vehicle such as a car or motorcycle?

Response	6	8	10	12	Total	
Never	98.4	97.8	97.8	98.8	98.1	
1 to 2 times	1.1	1.6	1.3	0.4	1.2	
3 to 5 times	0.3	0.0	0.5	0.4	0.3	
6 to 9 times	0.1	0.4	0.3	0.0	0.2	
10+ times	0.1	0.1	0.2	0.4	0.2	
N of Valid	791	672	625	506	2594	
N of Miss	32	23	63	20	138	

Table 98: How many times in the past year (12 months) have you: participated in clubs, organizations or activities at school?

Response	6	8	10	12	Total	
Never	42.1	35.3	32.5	39.2	37.4	
1 to 2 times	25.9	21.5	18.1	13.1	20.4	
3 to 5 times	12.3	14.3	14.0	13.5	13.5	
6 to 9 times	3.0	7.5	6.3	7.3	5.8	
10+ times	16.6	21.5	29.0	26.9	22.9	
N of Valid	787	671	630	505	2593	
N of Miss	36	24	58	21	139	

Table 99: How many times in the past year (12 months) have you: been arrested?






Response	6	8	10	12	Total	
Never	97.7	97.8	95.4	98.0	97.2	
1 to 2 times	1.8	1.3	3.7	1.4	2.0	
3 to 5 times	0.1	0.4	0.8	0.4	0.4	
6 to 9 times	0.1	0.4	0.0	0.0	0.2	
10+ times	0.3	0.0	0.2	0.2	0.2	
N of Valid	791	669	627	504	2591	
N of Miss	32	26	61	22	141	

Table 100: How many times in the past year (12 months) have you: attacked someone with the idea of seriously hurting them?






Response	6	8	10	12	Total	
Never	91.8	90.0	93.2	94.1	92.1	
1 to 2 times	4.8	7.3	4.1	4.8	5.3	
3 to 5 times	1.5	1.3	2.1	0.2	1.3	
6 to 9 times	0.5	0.9	0.5	0.2	0.5	
10+ times	1.4	0.4	0.2	0.8	0.7	
N of Valid	791	672	630	505	2598	
N of Miss	32	23	58	21	134	

Table 101: How many times in the past year (12 months) have you: been drunk or high at school?






Response	6	8	10	12	Total	
Never	98.6	94.2	91.9	90.5	94.3	
1 to 2 times	1.1	3.2	4.0	4.2	3.0	
3 to 5 times	0.1	1.3	1.6	2.0	1.2	
6 to 9 times	0.1	0.4	1.1	1.2	0.7	
10+ times	0.0	0.7	1.4	2.2	1.0	
N of Valid	789	677	627	505	2598	
N of Miss	34	18	61	21	134	

Table 102: How many times in the past year (12 months) have you: taken a handgun to school?






Response	6	8	10	12	Total	
Never	99.6	99.3	99.4	98.8	99.3	
1 to 2 times	0.4	0.4	0.2	0.6	0.4	
3 to 5 times	0.0	0.0	0.2	0.0	0.0	
6 to 9 times	0.0	0.1	0.2	0.2	0.1	
10+ times	0.0	0.1	0.2	0.4	0.2	
N of Valid	788	675	624	505	2592	
N of Miss	35	20	64	21	140	

Table 103: How many times in the past year (12 months) have you: used e-cigarettes, e-cigars, or e-hookahs (vaping)?






Response	6	8	10	12	Total	
Never	99.6	99.3	99.4	98.8	99.3	
1 to 2 times	0.4	0.4	0.2	0.6	0.4	
3 to 5 times	0.0	0.0	0.2	0.0	0.0	
6 to 9 times	0.0	0.1	0.2	0.2	0.1	
10+ times	0.0	0.1	0.2	0.4	0.2	
N of Valid	788	675	624	505	2592	
N of Miss	35	20	64	21	140	

Table 104: Are you currently on probation, or assigned a probation officer with Juvenile Court?



Response	6	8	10	12	Total	
No	96.1	96.5	95.2	96.9	96.1	
Yes	3.9	3.5	4.8	3.1	3.9	
N of Valid	694	573	542	449	2258	
N of Miss	129	122	146	77	474	

Table 105: Have you ever belonged to a gang?






Response	6	8	10	12	Total	
No	91.0	90.9	92.0	92.8	91.6	
No, but would like to	2.1	2.2	1.9	2.2	2.1	
Yes, in the past	3.6	2.9	2.7	1.8	2.9	
Yes, belong now	3.0	3.8	3.2	2.6	3.2	
Yes, but would like to get out	0.2	0.1	0.2	0.6	0.3	
N of Valid	800	680	626	500	2606	
N of Miss	23	15	62	26	126	

Table 106: If you have ever belonged to a gang, did that gang have a name?




Response	6	8	10	12	Total	
No	14.2	9.8	15.8	21.2	14.8	
Yes	6.4	6.9	5.9	3.8	5.9	
I have never belonged to a gang	79.4	83.3	78.3	75.0	79.3	
N of Valid	797	671	627	500	2595	
N of Miss	26	24	61	26	137	

Table 107: You are at a party at someone's house, and one of your friends offers you a drink containing alcohol. What would you say or do?





Response	6	8	10	12	Total	
Drink it	6.2	21.1	33.7	33.1	21.9	
Tell your friend, 'No thanks, I don't drink' and suggest that you and your friend go and do something else	43.6	39.7	27.5	28.9	35.9	
Just say, 'No thanks' and walk away	33.1	29.5	31.5	29.9	31.2	
Make up a good excuse, tell your friend you had something else to do, and leave	17.1	9.6	7.3	8.2	11.1	
N of Valid	794	677	626	502	2599	
N of Miss	29	18	62	24	133	

Table 108: How often do you attend religious services or activities?

Response	6	8	10	12	Total
Never	22.7	18.8	10.9	15.9	17.5
Rarely	21.6	22.7	23.8	25.9	23.3
1-2 Times a Month	12.0	11.9	18.2	16.5	14.4
About Once a Week or More	43.7	46.6	47.0	41.6	44.9
N of Valid	783	674	625	502	2584
N of Miss	40	21	63	24	148

Table 109: I think sometimes it's okay to cheat at school.

Response	6	8	10	12	Total
NO!	57.1	30.9	20.4	25.8	35.6
no	28.7	38.9	39.1	35.2	35.1
yes	11.3	26.0	33.1	29.7	23.8
YES!	3.0	4.1	7.4	9.4	5.6
N of Valid	806	676	622	489	2593
N of Miss	17	19	66	37	139

Table 110: It is important to think before you act.

Response	6	8	10	12	Total
NO!	3.8	3.1	3.7	3.7	3.6
no	2.3	2.8	2.3	1.8	2.3
yes	27.9	38.7	35.8	32.4	33.5
YES!	66.1	55.4	58.2	62.1	60.6
N of Valid	799	677	615	488	2579
N of Miss	24	18	73	38	153

Table 111: Sometimes I think that life is not worth it.





Response	6	8	10	12	Total	
NO!	51.5	39.4	37.2	39.3	42.6	
no	20.2	22.0	26.4	28.7	23.8	
yes	18.6	23.1	23.1	22.5	21.6	
YES!	9.8	15.4	13.3	9.5	12.1	
N of Valid	787	667	618	484	2556	
N of Miss	36	28	70	42	176	

Table 112: At times I think I am no good at all.





Response	6	8	10	12	Total	
NO!	33.1	28.2	27.4	28.5	29.6	
no	21.7	21.8	23.2	26.3	22.9	
yes	29.0	32.1	33.2	32.2	31.4	
YES!	16.2	17.9	16.2	12.9	16.0	
N of Valid	794	670	617	487	2568	
N of Miss	29	25	71	39	164	

Table 113: All in all, I am inclined to think that I am a failure.





Response	6	8	10	12	Total	
NO!	46.8	41.2	37.1	40.0	41.7	
no	27.9	29.7	33.9	35.7	31.3	
yes	15.4	17.8	18.6	16.0	16.9	
YES!	9.9	11.3	10.4	8.2	10.1	
N of Valid	786	670	614	487	2557	
N of Miss	37	25	74	39	175	

Table 114: In the past year, have you felt depressed or sad MOST days, even if you felt okay sometimes?

Response	6	8	10	12	Total	
NO!	33.3	31.1	27.2	25.5	29.8	
no	18.8	18.0	24.6	25.3	21.2	
yes	26.0	26.7	25.3	28.6	26.5	
YES!	21.9	24.2	22.9	20.6	22.5	
N of Valid	793	673	617	486	2569	
N of Miss	30	22	71	40	163	

Table 115: It is all right to beat up people if they start the fight.

Response	6	8	10	12	Total	
NO!	41.2	24.6	21.1	29.3	29.8	
no	19.8	19.4	20.2	21.2	20.0	
yes	19.3	26.4	28.1	24.5	24.2	
YES!	19.8	29.7	30.6	24.9	25.9	
N of Valid	799	671	615	485	2570	
N of Miss	24	24	73	41	162	

Table 116: I think it is okay to take something without asking if you can get away with it.

Response	6	8	10	12	Total	
NO!	75.1	59.5	60.0	66.1	65.7	
no	21.7	35.0	34.8	27.5	29.4	
yes	2.1	4.0	4.1	4.3	3.5	
YES!	1.0	1.5	1.1	2.1	1.4	
N of Valid	796	671	617	487	2571	
N of Miss	27	24	71	39	161	

Table 117: Where do you get the most information about living a drug and alcohol free life? Parents/guardians





Response	6	8	10	12	Total	
All the time	54.3	51.9	57.3	49.3	53.4	
Most	17.5	21.4	20.5	23.8	20.4	
Some	10.6	13.7	13.6	16.0	13.2	
Very little	17.6	13.1	8.7	10.9	13.0	
N of Valid	772	665	611	487	2535	
N of Miss	51	30	77	39	197	

Table 118: Where do you get the most information about living a drug and alcohol free life? Friends





Response	6	8	10	12	Total	
All the time	20.1	14.3	15.8	13.4	16.2	
Most	14.1	16.8	17.3	14.0	15.6	
Some	24.0	30.3	28.5	31.5	28.2	
Very little	41.7	38.7	38.4	41.0	40.0	
N of Valid	745	644	601	485	2475	
N of Miss	78	51	87	41	257	

Table 119: Where do you get the most information about living a drug and alcohol free life? Family members





Response	6	8	10	12	Total	
All the time	50.6	43.1	44.4	34.6	44.0	
Most	19.6	21.9	23.0	25.2	22.1	
Some	12.4	19.9	16.4	22.7	17.3	
Very little	17.4	15.1	16.1	17.5	16.5	
N of Valid	759	657	608	485	2509	
N of Miss	64	38	80	41	223	

Table 120: Where do you get the most information about living a drug and alcohol free life? School





Response	6	8	10	12	Total	
All the time	57.3	52.2	46.0	41.9	50.3	
Most	17.4	20.1	21.8	22.3	20.1	
Some	10.6	14.8	19.5	21.0	15.9	
Very little	14.7	12.9	12.7	14.8	13.8	
N of Valid	763	661	606	485	2515	
N of Miss	60	34	82	41	217	

Table 121: Where do you get the most information about living a drug and alcohol free life? Internet





Response	6	8	10	12	Total	
All the time	25.9	20.2	18.1	18.8	21.2	
Most	14.6	13.6	12.0	13.8	13.6	
Some	22.6	24.3	29.8	30.1	26.2	
Very little	36.8	41.9	40.1	37.3	39.0	
N of Valid	752	647	601	485	2485	
N of Miss	71	48	87	41	247	

Table 122: Where do you get the most information about living a drug and alcohol free life? TV





Response	6	8	10	12	Total	
All the time	30.4	23.3	19.1	18.6	23.5	
Most	14.9	15.5	14.6	14.5	14.9	
Some	24.0	25.7	32.3	28.9	27.4	
Very little	30.8	35.5	34.0	38.0	34.2	
N of Valid	754	651	603	484	2492	
N of Miss	69	44	85	42	240	

Table 123: Where do you get the most information about living a drug and alcohol free life? Social media





Response	6	8	10	12	Total	
All the time	23.6	17.7	17.1	16.8	19.2	
Most	11.5	12.1	11.0	11.1	11.5	
Some	18.8	24.3	25.1	28.3	23.6	
Very little	46.1	45.9	46.8	43.7	45.7	
N of Valid	746	643	601	487	2477	
N of Miss	77	52	87	39	255	

Table 124: How much do you think people risk harming themselves (physically or in other ways) if they: smoked one or more packs of cigarettes per day?





Response	6	8	10	12	Total	
No risk	17.2	14.7	9.9	12.9	14.0	
Slight risk	9.3	8.9	8.2	8.9	8.9	
Moderate risk	18.5	21.2	24.8	16.0	20.2	
Great risk	55.0	55.2	57.1	62.2	56.9	
N of Valid	795	665	608	481	2549	
N of Miss	28	30	80	45	183	

Table 125: How much do you think people risk harming themselves (physically or in other ways) if they: try marijuana once or twice?





Response	6	8	10	12	Total	
No risk	21.3	25.3	33.9	41.1	29.1	
Slight risk	23.2	28.3	31.1	26.6	27.1	
Moderate risk	20.8	19.4	16.8	14.0	18.2	
Great risk	34.7	27.1	18.1	18.2	25.6	
N of Valid	784	669	601	477	2531	
N of Miss	39	26	87	49	201	

Table 126: How much do you think people risk harming themselves (physically or in other ways) if they: smoke marijuana once or twice a week?





Response	6	8	10	12	Total	
No risk	18.9	20.7	22.7	30.9	22.6	
Slight risk	11.9	17.0	22.5	24.4	18.1	
Moderate risk	22.2	24.7	25.7	18.8	23.0	
Great risk	47.1	37.6	29.0	25.9	36.3	
N of Valid	784	652	599	479	2514	
N of Miss	39	43	89	47	218	

Table 127: How much do you think people risk harming themselves (physically or in other ways) if they: take one or two drinks of an alcoholic beverage (beer, wine, liquor) nearly every day?





Response	6	8	10	12	Total	
No risk	19.7	15.7	17.2	16.5	17.5	
Slight risk	13.3	20.5	20.5	19.8	18.1	
Moderate risk	23.0	27.9	29.5	26.9	26.6	
Great risk	44.0	35.9	32.8	36.9	37.9	
N of Valid	791	663	604	480	2538	
N of Miss	32	32	84	46	194	

Table 128: How much do you think people risk harming themselves (physically or in other ways) if they: have five or more drinks of an alcoholic beverage once or twice a weekend?





Response	6	8	10	12	Total	
No risk	19.1	14.9	14.7	13.6	15.9	
Slight risk	9.8	11.8	14.8	14.9	12.5	
Moderate risk	20.1	27.0	29.8	29.5	26.0	
Great risk	51.1	46.3	40.7	42.1	45.6	
N of Valid	787	663	607	478	2535	
N of Miss	36	32	81	48	197	

Table 129: How much do you think people risk harming themselves (physically or in other ways) if they: use prescription drugs that are not prescribed to them?

Response	6	8	10	12	Total	
No risk	18.1	13.4	8.9	11.1	13.4	
Slight risk	5.6	7.5	8.3	5.7	6.7	
Moderate risk	15.2	17.0	21.3	16.8	17.4	
Great risk	61.1	62.1	61.6	66.4	62.5	
N of Valid	790	665	606	476	2537	
N of Miss	33	30	82	50	195	

Table 130: How much do you think people risk harming themselves (physically or in other ways) if they: use non-prescription drugs to get high?

Response	6	8	10	12	Total	
No risk	17.3	13.3	10.2	11.5	13.5	
Slight risk	5.2	7.1	5.8	4.6	5.7	
Moderate risk	11.8	17.6	19.0	14.5	15.5	
Great risk	65.7	62.0	65.0	69.4	65.3	
N of Valid	790	664	600	477	2531	
N of Miss	33	31	88	49	201	

Table 131: How much do you think people risk harming themselves (physically or in other ways) if they: use e-cigarettes, e-cigars, or e-hookahs?

Response	6	8	10	12	Total	
No risk	21.8	23.6	25.1	25.1	23.7	
Slight risk	12.7	21.5	30.1	29.5	22.3	
Moderate risk	21.8	21.9	21.0	19.6	21.2	
Great risk	43.7	33.0	23.8	25.7	32.8	
N of Valid	788	657	605	474	2524	
N of Miss	35	38	83	52	208	

Table 132: Have you ever used smokeless tobacco (chew, snuff, plug, dipping tobacco, or chewing tobacco)?


Response	6	8	10	12	Total	
Never	94.8	88.3	83.0	83.2	88.1	
Once or Twice	3.5	7.6	8.6	6.9	6.5	
Once in a while but not regularly	0.8	1.8	3.5	2.3	2.0	
Regularly in the past	0.4	0.6	2.8	2.3	1.4	
Regularly now	0.5	1.6	2.1	5.2	2.1	
N of Valid	789	667	605	477	2538	
N of Miss	34	28	83	49	194	

Table 133: How often have you used smokeless tobacco during the past 30 days?


Response	6	8	10	12	Total	
Not at all	97.9	96.1	93.2	92.3	95.2	
Once or twice	1.3	1.8	3.1	2.5	2.1	
Once or twice per week	0.5	0.1	0.5	0.6	0.4	
Three to five times per week	0.1	1.0	0.3	0.4	0.5	
About once a day	0.1	0.4	1.2	0.4	0.5	
More than once a day	0.1	0.4	1.7	3.8	1.3	
N of Valid	792	668	605	478	2543	
N of Miss	31	27	83	48	189	

Table 134: Have you ever smoked cigarettes?


Response	6	8	10	12	Total	
Never	91.6	83.2	73.0	72.2	81.3	
Once or Twice	6.5	11.2	14.0	14.6	11.0	
Once in a while but not regularly	0.6	3.4	6.8	5.7	3.8	
Regularly in the past	1.0	1.2	4.2	3.8	2.3	
Regularly now	0.3	0.9	2.0	3.8	1.5	
N of Valid	785	667	601	474	2527	
N of Miss	38	28	87	52	205	

Table 135: How frequently have you smoked cigarettes during the past 30 days?








Response	6	8	10	12	Total	
Not at all	98.7	96.4	92.4	89.2	94.8	
Less than one cigarette per day	0.9	2.3	4.3	5.1	2.8	
One to five cigarettes per day	0.3	0.6	2.8	4.2	1.7	
About one-half pack per day	0.1	0.2	0.2	0.6	0.2	
About one pack per day	0.0	0.3	0.3	0.2	0.2	
About one and one-half packs per day	0.0	0.0	0.0	0.2	0.0	
Two packs or more per day	0.0	0.3	0.0	0.4	0.2	
N of Valid	788	666	603	472	2529	
N of Miss	35	29	85	54	203	

Table 136: Which statement best describes rules about smoking inside your home or your family cars?






Response	6	8	10	12	Total	
Smoking is not allowed anywhere inside your home or cars	63.5	57.4	65.4	67.2	63.0	
Smoking is allowed in some places and at some times or in some cars	9.7	12.5	11.0	9.6	10.7	
Smoking is allowed anywhere inside the home or cars	2.9	4.4	4.7	4.2	3.9	
There are no rules about smoking inside the home or cars	3.5	6.2	4.7	4.2	4.6	
I don't know	20.4	19.6	14.3	14.9	17.7	
N of Valid	791	664	602	478	2535	
N of Miss	32	31	86	48	197	

Table 137: Have you ever used e-cigarettes, e-cigars, or e-hookahs (vaping)?






Response	6	8	10	12	Total	
Never	93.8	76.8	57.1	63.3	74.9	
Once or Twice	4.5	12.8	15.8	13.6	11.1	
Once in a while but not regularly	1.1	5.4	13.6	9.3	6.8	
Regularly in the past	0.5	2.4	3.7	5.9	2.8	
Regularly now	0.1	2.6	9.8	7.8	4.5	
N of Valid	785	665	602	472	2524	
N of Miss	38	30	86	54	208	

Table 138: How frequently have you used e-cigarettes, e-cigars, or e-hookahs (vaping)?








Response	6	8	10	12	Total	
Not at all	98.2	89.6	74.0	77.7	86.3	
Less than 10 puffs per day	1.2	6.9	13.9	10.5	7.5	
10 to 50 puffs per day	0.4	2.1	6.5	7.1	3.6	
About one-half cartomiser per day	0.1	0.8	2.2	1.7	1.1	
About one cartomiser per day	0.0	0.0	1.2	2.1	0.7	
About one and one-half cartomisers per day	0.1	0.2	0.3	0.4	0.2	
Two cartomisers or more per day	0.0	0.5	1.8	0.4	0.6	
N of Valid	779	662	597	476	2514	
N of Miss	44	33	91	50	218	

Table 139: During this school year, were you taught in any of your classes about the dangers of tobacco use?






Response	6	8	10	12	Total	
Never	20.4	24.8	36.3	43.3	29.7	
Rarely	11.6	16.4	21.1	20.1	16.7	
Sometimes	21.5	24.7	22.1	21.1	22.4	
Often	23.7	23.5	12.2	9.4	18.2	
Almost always	22.8	10.5	8.4	6.1	13.0	
N of Valid	785	664	598	478	2525	
N of Miss	38	31	90	48	207	

Table 140: During the past 12 months, have you participated in any community activities to discourage people your age from using cigarettes, chewing tobacco, snuff, dip or cigars, e-cigarettes, e-cigars, or e-hookahs?






Response	6	8	10	12	Total	
Never	55.4	70.4	69.2	73.1	66.0	
Rarely	12.5	15.2	15.2	11.8	13.7	
Sometimes	12.8	7.1	9.4	8.6	9.7	
Often	8.0	4.1	3.2	4.6	5.2	
Almost always	11.3	3.2	3.0	1.9	5.4	
N of Valid	771	658	598	475	2502	
N of Miss	52	37	90	51	230	

Table 141: Think back over the last two weeks. How many times have you had five or more alcoholic drinks in a row?







Response	6	8	10	12	Total	
None	94.6	91.5	83.4	83.7	89.1	
Once	2.7	4.3	5.7	6.3	4.5	
Twice	1.2	2.0	5.7	3.6	2.9	
3-5 times	1.0	1.4	2.8	4.4	2.2	
6-9 times	0.4	0.2	0.7	1.1	0.5	
10 or more times	0.1	0.6	1.7	0.8	0.8	
N of Valid	779	650	598	473	2500	
N of Miss	44	45	90	53	232	

Table 142: During the past 30 days, how many times did you ride in a car or other vehicle driven by someone who had been drinking alcohol or using drugs to get high?






Response	6	8	10	12	Total	
0 times	86.1	88.1	78.9	84.8	84.6	
1 time	5.5	5.8	8.4	5.9	6.3	
2 or 3 times	3.1	3.2	6.9	5.7	4.5	
4 or 5 times	1.9	1.2	2.2	2.3	1.9	
6 or more times	3.4	1.7	3.7	1.3	2.6	
N of Valid	783	655	596	474	2508	
N of Miss	40	40	92	52	224	

Table 143: During the past 30 days, how many times did you drive a car or other vehicle when you had been drinking alcohol or using drugs to get high?







Response	6	8	10	12	Total	
I did not drive a car in the past 30 days	39.2	51.2	35.8	24.3	38.7	
0 times	58.2	45.9	59.2	69.3	57.4	
1 time	1.3	1.6	2.0	1.9	1.7	
2 or 3 times	0.5	0.8	1.3	3.0	1.2	
4 or 5 times	0.3	0.2	0.7	0.4	0.4	
6 or more times	0.5	0.3	1.0	1.1	0.7	
N of Valid	772	640	595	473	2480	
N of Miss	51	55	93	53	252	

Table 144: If you drank alcohol (not just a sip or taste) in the past year, where did you usually drink it?

Response	6	8	10	12	Total	
I did not drink alcohol in the past year	89.8	80.2	63.4	59.6	75.4	
At my home	5.2	9.8	12.2	10.0	9.0	
At someone else's home	2.7	7.1	16.0	23.6	10.9	
At an open area like a park, beach, field, back road, woods, or a street corner	0.9	1.2	6.0	2.8	2.6	
At a sporting event or concert	0.0	0.0	0.5	1.1	0.3	
At a restaurant, bar, or a nightclub	0.6	0.6	0.7	0.9	0.7	
At an empty building or a construction site	0.4	0.2	0.3	0.2	0.3	
At a hotel/motel	0.1	0.3	0.3	0.9	0.4	
An a car	0.1	0.2	0.3	0.9	0.3	
At school	0.1	0.5	0.2	0.0	0.2	
N of Valid	773	646	588	458	2465	
N of Miss	50	49	100	68	267	

Table 145: How do you feel about someone your age having one or two drinks of an alcoholic beverage nearly every day?

Response	6	8	10	12	Total	
Neither approve nor disapprove	26.3	30.2	36.8	35.5	31.6	
Somewhat disapprove	8.0	17.4	19.2	22.7	15.9	
Strongly disapprove	48.0	37.3	31.0	31.7	38.1	
Don't know or can't say	17.7	15.1	13.0	10.1	14.5	
N of Valid	784	649	600	476	2509	
N of Miss	39	46	88	50	223	

Table 146: On how many occasions have you had alcoholic beverages (beer, wine or hard liquor) to drink in your lifetime - more than just a few sips?

Response	6	8	10	12	Total	
0	84.3	72.6	54.7	53.3	68.4	
1-2	9.9	15.5	15.1	16.8	13.9	
3-5	2.7	5.0	8.2	8.3	5.7	
6-9	0.4	2.3	7.4	4.0	3.2	
10+	2.7	4.6	14.7	17.6	8.8	
N of Valid	785	658	598	471	2512	
N of Miss	38	37	90	55	220	

Table 147: On how many occasions have you drunk one of more drinks of an alcoholic beverage during the past 30 days?


Response	6	8	10	12	Total	
0	96.3	91.6	79.8	79.7	88.0	
1-2	2.6	5.6	12.3	12.8	7.6	
3-5	0.8	1.4	4.5	3.8	2.4	
6-9	0.3	0.8	1.3	1.7	0.9	
10+	0.1	0.6	2.0	1.9	1.0	
N of Valid	782	656	595	469	2502	
N of Miss	41	39	93	57	230	

Table 148: On how many occasions have you used marijuana (grass, pot) or hashish (hash, hash oil) in your lifetime?


Response	6	8	10	12	Total	
0	98.7	88.1	79.4	73.5	86.6	
1-2	0.9	5.8	6.9	8.5	5.0	
3-5	0.1	1.5	2.7	5.6	2.1	
6-9	0.0	0.8	2.2	2.1	1.1	
10+	0.3	3.8	8.9	10.3	5.1	
N of Valid	783	654	597	468	2502	
N of Miss	40	41	91	58	230	

Table 149: On how many occasions have you used marijuana (grass, pot) or hashish (hash, hash oil) during the past 30 days?


Response	6	8	10	12	Total	
0	99.5	94.5	90.6	88.5	94.0	
1-2	0.3	3.1	4.2	3.8	2.6	
3-5	0.1	0.2	2.2	1.3	0.8	
6-9	0.1	1.1	0.7	1.1	0.7	
10+	0.0	1.2	2.3	5.3	1.9	
N of Valid	779	653	596	471	2499	
N of Miss	44	42	92	55	233	

Table 150: On how many occasions have you used LSD or other psychedelics in your lifetime?


Response	6	8	10	12	Total	
0	99.5	99.7	98.0	97.2	98.8	
1-2	0.5	0.0	1.8	1.1	0.8	
3-5	0.0	0.0	0.0	0.8	0.2	
6-9	0.0	0.3	0.0	0.4	0.2	
10+	0.0	0.0	0.2	0.4	0.1	
N of Valid	782	652	598	471	2503	
N of Miss	41	43	90	55	229	

Table 151: On how many occasions have you used LSD or other psychedelics during the past 30 days?


Response	6	8	10	12	Total	
0	99.9	99.7	99.7	98.9	99.6	
1-2	0.1	0.3	0.2	0.4	0.2	
3-5	0.0	0.0	0.0	0.2	0.0	
6-9	0.0	0.0	0.0	0.2	0.0	
10+	0.0	0.0	0.2	0.2	0.1	
N of Valid	779	653	597	470	2499	
N of Miss	44	42	91	56	233	

Table 152: On how many occasions have you used cocaine or crack in your lifetime?


Response	6	8	10	12	Total	
0	99.2	99.4	98.5	97.5	98.8	
1-2	0.6	0.3	1.0	0.8	0.7	
3-5	0.0	0.0	0.5	0.4	0.2	
6-9	0.0	0.0	0.0	0.2	0.0	
10+	0.1	0.3	0.0	1.1	0.3	
N of Valid	777	651	598	472	2498	
N of Miss	46	44	90	54	234	

Table 153: On how many occasions have you used cocaine or crack during the past 30 days?






Response	6	8	10	12	Total	
0	99.6	99.7	99.8	98.9	99.6	
1-2	0.4	0.3	0.2	0.2	0.3	
3-5	0.0	0.0	0.0	0.2	0.0	
6-9	0.0	0.0	0.0	0.2	0.0	
10+	0.0	0.0	0.0	0.4	0.1	
N of Valid	774	648	597	472	2491	
N of Miss	49	47	91	54	241	

Table 154: On how many occasions have you sniffed glue, breathed the contents of an aerosol spray can, or inhaled other gases or sprays, in order to get high in your lifetime?






Response	6	8	10	12	Total	
0	94.1	92.7	96.3	96.6	94.7	
1-2	2.4	4.7	2.5	1.9	3.0	
3-5	1.2	1.2	0.5	0.4	0.9	
6-9	0.6	0.2	0.7	0.6	0.5	
10+	1.7	1.2	0.0	0.4	0.9	
N of Valid	782	656	596	469	2503	
N of Miss	41	39	92	57	229	

Table 155: On how many occasions have you sniffed glue, breathed the contents of an aerosol spray can, or inhaled other gases or sprays, in order to get high during the past 30 days?






Response	6	8	10	12	Total	
0	97.0	96.3	98.8	98.9	97.6	
1-2	1.6	2.5	0.7	0.4	1.4	
3-5	1.0	0.8	0.5	0.2	0.7	
6-9	0.0	0.2	0.0	0.2	0.1	
10+	0.4	0.3	0.0	0.2	0.2	
N of Valid	771	650	593	467	2481	
N of Miss	52	45	95	59	251	

Table 156: On how many occasions have you used Pegaramide (peg, Peggy, etc.) in your lifetime?


Response	6	8	10	12	Total	
0	100.0	100.0	100.0	100.0	100.0	
1-2	0.0	0.0	0.0	0.0	0.0	
3-5	0.0	0.0	0.0	0.0	0.0	
6-9	0.0	0.0	0.0	0.0	0.0	
10+	0.0	0.0	0.0	0.0	0.0	
N of Valid	768	647	595	470	2480	
N of Miss	55	48	93	56	252	

Table 157: On how many occasions have you used Pegaramide (peg, Peggy, etc.) during the past 30 days?


Response	6	8	10	12	Total	
0	100.0	100.0	100.0	100.0	100.0	
1-2	0.0	0.0	0.0	0.0	0.0	
3-5	0.0	0.0	0.0	0.0	0.0	
6-9	0.0	0.0	0.0	0.0	0.0	
10+	0.0	0.0	0.0	0.0	0.0	
N of Valid	769	647	592	470	2478	
N of Miss	54	48	96	56	254	

Table 158: On how many occasions have you used synthetic marijuana (K2, spice) in your lifetime?





Response	6	8	10	12	Total	
0	99.6	98.2	99.5	98.5	99.0	
1-2	0.3	1.1	0.3	1.3	0.7	
3-5	0.0	0.5	0.0	0.2	0.2	
6-9	0.0	0.0	0.0	0.0	0.0	
10+	0.1	0.3	0.2	0.0	0.2	
N of Valid	772	649	593	470	2484	
N of Miss	51	46	95	56	248	

Table 159: On how many occasions have you used synthetic marijuana (K2, spice) during the past 30 days?





Response	6	8	10	12	Total	
0	99.7	98.9	99.8	99.6	99.5	
1-2	0.0	0.8	0.0	0.4	0.3	
3-5	0.1	0.2	0.0	0.0	0.1	
6-9	0.0	0.0	0.0	0.0	0.0	
10+	0.1	0.2	0.2	0.0	0.1	
N of Valid	766	648	593	469	2476	
N of Miss	57	47	95	57	256	

Table 160: On how many occasions have you used methamphetamines (meth, speed, crank, crystal meth) in your lifetime?




Response	6	8	10	12	Total	
0	99.6	99.2	99.3	99.4	99.4	
1-2	0.4	0.3	0.3	0.4	0.4	
3-5	0.0	0.0	0.0	0.0	0.0	
6-9	0.0	0.0	0.0	0.0	0.0	
10+	0.0	0.5	0.3	0.2	0.2	
N of Valid	772	651	597	471	2491	
N of Miss	51	44	91	55	241	

Table 161: On how many occasions have you used methamphetamines (meth, speed, crank, crystal meth) in the past 30 days?





Response	6	8	10	12	Total	
0	100.0	99.4	99.8	99.8	99.8	
1-2	0.0	0.2	0.0	0.0	0.0	
3-5	0.0	0.3	0.0	0.0	0.1	
6-9	0.0	0.0	0.0	0.0	0.0	
10+	0.0	0.2	0.2	0.2	0.1	
N of Valid	772	652	595	471	2490	
N of Miss	51	43	93	55	242	

Table 162: On how many occasions have you used other chemical products (bath salts, plant food, etc.) in your lifetime?






Response	6	8	10	12	Total	
0	97.2	97.8	99.7	100.0	98.5	
1-2	1.8	1.9	0.0	0.0	1.0	
3-5	0.1	0.3	0.0	0.0	0.1	
6-9	0.1	0.0	0.0	0.0	0.0	
10+	0.8	0.0	0.3	0.0	0.3	
N of Valid	774	647	597	469	2487	
N of Miss	49	48	91	57	245	

Table 163: On how many occasions have you used other chemical products (bath salts, plant food, etc.) during the past 30 days?






Response	6	8	10	12	Total	
0	98.7	98.8	99.7	100.0	99.2	
1-2	0.8	0.9	0.0	0.0	0.5	
3-5	0.1	0.2	0.0	0.0	0.1	
6-9	0.1	0.2	0.0	0.0	0.1	
10+	0.3	0.0	0.3	0.0	0.2	
N of Valid	766	644	593	469	2472	
N of Miss	57	51	95	57	260	

Table 164: On how many occasions have you used heroin or other opiates in your lifetime?






Response	6	8	10	12	Total	
0	99.6	99.4	99.3	98.9	99.4	
1-2	0.4	0.5	0.3	0.6	0.4	
3-5	0.0	0.2	0.0	0.2	0.1	
6-9	0.0	0.0	0.2	0.0	0.0	
10+	0.0	0.0	0.2	0.2	0.1	
N of Valid	772	648	593	469	2482	
N of Miss	51	47	95	57	250	

Table 165: On how many occasions have you used heroin or other opiates during the past 30 days?



Response	6	8	10	12	Total	
0	100.0	100.0	99.8	100.0	100.0	
1-2	0.0	0.0	0.0	0.0	0.0	
3-5	0.0	0.0	0.0	0.0	0.0	
6-9	0.0	0.0	0.0	0.0	0.0	
10+	0.0	0.0	0.2	0.0	0.0	
N of Valid	758	637	586	464	2445	
N of Miss	65	58	102	62	287	

Table 166: On how many occasions have you used MDMA ('X', 'E', or ecstasy) in your lifetime?






Response	6	8	10	12	Total	
0	99.7	99.4	98.1	97.7	98.9	
1-2	0.3	0.3	1.5	0.2	0.6	
3-5	0.0	0.3	0.2	1.3	0.4	
6-9	0.0	0.0	0.0	0.4	0.1	
10+	0.0	0.0	0.2	0.4	0.1	
N of Valid	767	647	592	469	2475	
N of Miss	56	48	96	57	257	

Table 167: On how many occasions have you used MDMA ('X', 'E', or ecstasy) during the past 30 days?




Response	6	8	10	12	Total	
0	99.9	99.8	99.5	99.4	99.7	
1-2	0.1	0.2	0.3	0.6	0.3	
3-5	0.0	0.0	0.0	0.0	0.0	
6-9	0.0	0.0	0.0	0.0	0.0	
10+	0.0	0.0	0.2	0.0	0.0	
N of Valid	762	638	588	470	2458	
N of Miss	61	57	100	56	274	

Table 168: On how many occasions have you taken prescription drugs (such as Valium, Xanax, Ritalin, Adderall, OxyContin, Tramadol, or sleeping pills) not prescribed to you in your lifetime?


Response	6	8	10	12	Total	
0	95.4	93.5	91.0	91.3	93.1	
1-2	2.2	3.1	4.9	4.7	3.5	
3-5	0.8	1.4	2.0	0.9	1.2	
6-9	0.1	0.6	0.7	0.9	0.5	
10+	1.5	1.4	1.4	2.3	1.6	
N of Valid	776	648	590	470	2484	
N of Miss	47	47	98	56	248	

Table 169: On how many occasions have you taken prescription drugs (such as Valium, Xanax, Ritalin, Adderall, OxyContin, Tramadol, or sleeping pills) not prescribed to you during the past 30 days?


Response	6	8	10	12	Total	
0	97.3	96.1	96.3	97.2	96.7	
1-2	1.3	2.2	2.2	1.3	1.7	
3-5	0.6	0.6	0.8	0.6	0.7	
6-9	0.0	0.5	0.5	0.2	0.3	
10+	0.8	0.6	0.2	0.6	0.6	
N of Valid	771	647	589	470	2477	
N of Miss	52	48	99	56	255	

Table 170: On how many occasions have you taken non-prescription medicines such as diet pills (for example, Dietac, Dexatrim or Prolamine), stay-awake pills (for example No-Doz, Vivarin, or Wake), or cough or cold medicines (robos, DXM, etc.) to get high in your lifetime?


Response	6	8	10	12	Total	
0	97.9	96.9	96.8	97.7	97.3	
1-2	1.0	0.9	2.0	1.1	1.2	
3-5	0.8	0.8	0.5	0.2	0.6	
6-9	0.0	0.5	0.2	0.4	0.2	
10+	0.3	0.9	0.5	0.6	0.6	
N of Valid	772	650	588	470	2480	
N of Miss	51	45	100	56	252	

Table 171: On how many occasions have you taken non-prescription medicines such as diet pills (for example, Dietac, Dexatrim or Prolamine), stay-awake pills (for example No-Doz, Vivarin, or Wake), or cough or cold medicines (robos, DXM, etc.) to get high during the past 30 days?






Response	6	8	10	12	Total	
0	98.8	97.8	99.0	99.1	98.7	
1-2	0.6	1.2	0.9	0.9	0.9	
3-5	0.4	0.5	0.0	0.0	0.2	
6-9	0.0	0.3	0.0	0.0	0.1	
10+	0.1	0.2	0.2	0.0	0.1	
N of Valid	771	647	588	468	2474	
N of Miss	52	48	100	58	258	

Table 172: On how many occasions have you been drunk or very high from drinking alcoholic beverages during the past 30 days?






Response	6	8	10	12	Total	
0	97.9	94.6	87.2	87.8	92.6	
1-2	1.0	2.6	8.7	6.6	4.3	
3-5	0.5	1.2	1.7	2.6	1.4	
6-9	0.4	0.5	0.9	0.6	0.6	
10+	0.1	1.1	1.5	2.3	1.1	
N of Valid	767	648	588	469	2472	
N of Miss	56	47	100	57	260	

Table 173: On how many occasions have you drunk flavored alcoholic beverages, sometimes called 'alcopops' (like Mike's Hard Lemonade, Smirnoff Ice, Bacardi Breezers, etc.) in your lifetime?






Response	6	8	10	12	Total	
0	95.0	85.5	71.5	70.4	82.3	
1-2	3.0	6.9	10.0	8.3	6.7	
3-5	1.0	3.7	8.5	6.8	4.6	
6-9	0.6	0.6	2.7	4.1	1.8	
10+	0.4	3.2	7.3	10.4	4.7	
N of Valid	775	648	589	469	2481	
N of Miss	48	47	99	57	251	

Table 174: On how many occasions have you drunk flavored alcoholic beverages, sometimes called 'alcopops' (like Mike's Hard Lemonade, Smirnoff Ice, Bacardi Breezers, etc.) during the past 30 days?






Response	6	8	10	12	Total	
0	97.6	92.8	86.6	86.1	91.6	
1-2	2.1	4.8	8.8	7.5	5.4	
3-5	0.1	1.4	2.2	4.3	1.7	
6-9	0.1	0.5	0.8	0.9	0.5	
10+	0.0	0.6	1.5	1.3	0.8	
N of Valid	765	650	590	469	2474	
N of Miss	58	45	98	57	258	

Table 175: If you smoked cigarettes (not just a puff or drag) in the past year, how did you usually get them?













Response	6	8	10	12	Total	
I did not smoke cigarettes in the past year	93.6	89.8	81.6	80.4	87.2	
I bought them myself with a fake ID	0.1	0.0	0.0	0.0	0.0	
I bought them myself without a fake ID	0.0	0.0	0.2	4.1	0.8	
I got them from someone I know age 18 or older	1.6	1.9	7.5	8.2	4.3	
I got them from someone I know under age 18	0.5	1.4	3.2	1.3	1.5	
I got them from my brother or sister	0.0	0.5	0.5	0.6	0.4	
I got them from home with my parents' permission	0.1	0.3	0.7	0.2	0.3	
I got them from home without my parents' permission	1.0	2.0	1.0	0.4	1.2	
I got them from another relative	0.5	0.6	0.9	0.4	0.6	
A stranger bought them for me	0.0	0.5	0.5	0.2	0.3	
I took them from a store or shop	0.1	0.0	0.3	0.4	0.2	
Other	2.4	3.0	3.6	3.7	3.1	
N of Valid	764	639	586	465	2454	
N of Miss	59	56	102	61	278	

Table 176: If you used e-cigarettes, e-cigars, or e-hookahs (not just a puff or drag) in the past year, how did you usually get them? - I did not use e-cigarettes, e-cigars, or e-hookahs in the past year



Response	6	8	10	12	Total	
No	3.8	13.3	30.3	24.9	16.6	
Yes	96.2	86.7	69.7	75.1	83.4	
N of Valid	758	631	581	466	2436	
N of Miss	0	0	0	0	0	

Table 177: If you used e-cigarettes, e-cigars, or e-hookahs (not just a puff or drag) in the past year, how did you usually get them? - I bought them in a store such as a convenience store, supermarket, discount store, or gas station



Response	6	8	10	12	Total	
No	99.7	99.5	98.6	96.6	98.8	
Yes	0.3	0.5	1.4	3.4	1.2	
N of Valid	758	631	581	466	2436	
N of Miss	0	0	0	0	0	

Table 178: If you used e-cigarettes, e-cigars, or e-hookahs (not just a puff or drag) in the past year, how did you usually get them? - I got them on the Internet



Response	6	8	10	12	Total	
No	99.9	99.4	97.6	96.6	98.6	
Yes	0.1	0.6	2.4	3.4	1.4	
N of Valid	758	631	581	466	2436	
N of Miss	0	0	0	0	0	

Table 179: If you used e-cigarettes, e-cigars, or e-hookahs (not just a puff or drag) in the past year, how did you usually get them? - I got them at a store that sells electronic cigarettes, such as a "vape shop"



Response	6	8	10	12	Total	
No	99.7	99.8	97.8	93.1	98.0	
Yes	0.3	0.2	2.2	6.9	2.0	
N of Valid	758	631	581	466	2436	
N of Miss	0	0	0	0	0	

Table 180: If you used e-cigarettes, e-cigars, or e-hookahs (not just a puff or drag) in the past year, how did you usually get them? - I got them from a family member



Response	6	8	10	12	Total	
No	98.3	95.9	95.4	98.7	97.0	
Yes	1.7	4.1	4.6	1.3	3.0	
N of Valid	758	631	581	466	2436	
N of Miss	0	0	0	0	0	

Table 181: If you used e-cigarettes, e-cigars, or e-hookahs (not just a puff or drag) in the past year, how did you usually get them? - I got them from a friend



Response	6	8	10	12	Total	
No	98.8	93.0	80.2	89.3	91.1	
Yes	1.2	7.0	19.8	10.7	8.9	
N of Valid	758	631	581	466	2436	
N of Miss	0	0	0	0	0	

Table 182: If you used e-cigarettes, e-cigars, or e-hookahs (not just a puff or drag) in the past year, how did you usually get them? - A stranger got them for me



Response	6	8	10	12	Total	
No	99.7	99.8	99.3	99.6	99.6	
Yes	0.3	0.2	0.7	0.4	0.4	
N of Valid	758	631	581	466	2436	
N of Miss	0	0	0	0	0	

Table 183: If you used e-cigarettes, e-cigars, or e-hookahs (not just a puff or drag) in the past year, how did you usually get them? - I took them from a store or shop



Response	6	8	10	12	Total	
No	99.7	99.8	99.3	99.6	99.6	
Yes	0.3	0.2	0.7	0.4	0.4	
N of Valid	758	631	581	466	2436	
N of Miss	0	0	0	0	0	

Table 184: If you used e-cigarettes, e-cigars, or e-hookahs (not just a puff or drag) in the past year, how did you usually get them? - I got them some other way



Response	6	8	10	12	Total	
No	98.4	97.8	95.5	98.3	97.5	
Yes	1.6	2.2	4.5	1.7	2.5	
N of Valid	758	631	581	466	2436	
N of Miss	0	0	0	0	0	

Table 185: If you used marijuana (grass, pot) (not just a puff or drag) in the past year, how did you usually get it? - I did not use marijuana (grass, pot) in the past year



Response	6	8	10	12	Total	
No	3.5	12.8	21.2	22.4	13.7	
Yes	96.5	87.2	78.8	77.6	86.3	
N of Valid	761	635	580	465	2441	
N of Miss	0	0	0	0	0	

Table 186: If you used marijuana (grass, pot) (not just a puff or drag) in the past year, how did you usually get it? - I bought it myself



Response	6	8	10	12	Total	
No	99.5	96.5	92.8	90.3	95.4	
Yes	0.5	3.5	7.2	9.7	4.6	
N of Valid	761	635	580	465	2441	
N of Miss	0	0	0	0	0	

Table 187: If you used marijuana (grass, pot) (not just a puff or drag) in the past year, how did you usually get it? - I got it from someone at school



Response	6	8	10	12	Total	
No	100.0	98.6	96.2	98.1	98.4	
Yes	0.0	1.4	3.8	1.9	1.6	
N of Valid	761	635	580	465	2441	
N of Miss	0	0	0	0	0	

Table 188: If you used marijuana (grass, pot) (not just a puff or drag) in the past year, how did you usually get it? - I got it from someone with a medical marijuana card



Response	6	8	10	12	Total	
No	99.9	99.5	99.3	99.1	99.5	
Yes	0.1	0.5	0.7	0.9	0.5	
N of Valid	761	635	580	465	2441	
N of Miss	0	0	0	0	0	

Table 189: If you used marijuana (grass, pot) (not just a puff or drag) in the past year, how did you usually get it? - I got it from my brother or sister



Response	6	8	10	12	Total	
No	99.6	98.9	99.1	98.7	99.1	
Yes	0.4	1.1	0.9	1.3	0.9	
N of Valid	761	635	580	465	2441	
N of Miss	0	0	0	0	0	

Table 190: If you used marijuana (grass, pot) (not just a puff or drag) in the past year, how did you usually get it? - I got it from another relative



Response	6	8	10	12	Total	
No	99.1	98.0	97.8	98.7	98.4	
Yes	0.9	2.0	2.2	1.3	1.6	
N of Valid	761	635	580	465	2441	
N of Miss	0	0	0	0	0	

Table 191: If you used marijuana (grass, pot) (not just a puff or drag) in the past year, how did you usually get it? - Other



Response	6	8	10	12	Total	
No	97.8	93.7	90.3	90.3	93.5	
Yes	2.2	6.3	9.7	9.7	6.5	
N of Valid	761	635	580	465	2441	
N of Miss	0	0	0	0	0	

Table 192: If you drank alcohol (not just a sip or taste) in the past year, how did you usually get it?












Response	6	8	10	12	Total	
I did not drink alcohol in the past year	89.7	81.1	64.3	62.9	76.3	
I bought it myself with a fake ID	0.0	0.0	0.7	0.4	0.2	
I bought it myself without a fake ID	0.0	0.0	0.9	2.6	0.7	
I got it from someone I know age 21 or older	1.5	3.0	8.8	15.1	6.2	
I got it from someone I know under age 21	1.1	1.4	5.7	5.6	3.1	
I got it from my brother or sister	0.3	0.8	1.4	1.3	0.9	
I got it from home with my parents' permission	2.2	4.1	6.4	4.3	4.1	
I got it from home without my parents' permission	0.9	2.9	2.4	0.4	1.7	
I got it from another relative	1.5	2.2	0.7	1.9	1.6	
A stranger bought it for me	0.0	0.2	0.5	0.6	0.3	
I took it from a store or shop	0.0	0.0	0.0	0.0	0.0	
Other	2.9	4.3	8.4	4.7	4.9	
N of Valid	756	631	582	464	2433	
N of Miss	67	64	106	62	299	

Table 193: If you used prescription drugs or over the counter drugs without a doctor telling you to use it or for the purpose of getting high, where did you get these drugs? - Did not use



Response	6	8	10	12	Total	
No	2.1	3.8	7.2	6.5	4.6	
Yes	97.9	96.2	92.8	93.5	95.4	
N of Valid	752	628	582	463	2425	
N of Miss	0	0	0	0	0	

Table 194: If you used prescription drugs or over the counter drugs without a doctor telling you to use it or for the purpose of getting high, where did you get these drugs? -
Bought or took from store or shop



Response	6	8	10	12	Total	
No	99.6	99.7	99.1	98.9	99.4	
Yes	0.4	0.3	0.9	1.1	0.6	
N of Valid	752	628	582	463	2425	
N of Miss	0	0	0	0	0	

Table 195: If you used prescription drugs or over the counter drugs without a doctor telling you to use it or for the purpose of getting high, where did you get these drugs? -
Got from parents with permission



Response	6	8	10	12	Total	
No	99.7	99.5	98.8	98.7	99.3	
Yes	0.3	0.5	1.2	1.3	0.7	
N of Valid	752	628	582	463	2425	
N of Miss	0	0	0	0	0	

Table 196: If you used prescription drugs or over the counter drugs without a doctor telling you to use it or for the purpose of getting high, where did you get these drugs? -
Got from home without permission



Response	6	8	10	12	Total	
No	99.7	98.7	98.6	99.4	99.1	
Yes	0.3	1.3	1.4	0.6	0.9	
N of Valid	752	628	582	463	2425	
N of Miss	0	0	0	0	0	

Table 197: If you used prescription drugs or over the counter drugs without a doctor telling you to use it or for the purpose of getting high, where did you get these drugs? -
Got from relative with permission



Response	6	8	10	12	Total	
No	99.6	99.4	99.3	99.8	99.5	
Yes	0.4	0.6	0.7	0.2	0.5	
N of Valid	752	628	582	463	2425	
N of Miss	0	0	0	0	0	

Table 198: If you used prescription drugs or over the counter drugs without a doctor telling you to use it or for the purpose of getting high, where did you get these drugs? -
Got from relative without permission



Response	6	8	10	12	Total	
No	99.5	100.0	99.5	99.4	99.6	
Yes	0.5	0.0	0.5	0.6	0.4	
N of Valid	752	628	582	463	2425	
N of Miss	0	0	0	0	0	

Table 199: If you used prescription drugs or over the counter drugs without a doctor telling you to use it or for the purpose of getting high, where did you get these drugs? -
Got from friend's home with permission



Response	6	8	10	12	Total	
No	99.9	99.5	99.1	99.6	99.5	
Yes	0.1	0.5	0.9	0.4	0.5	
N of Valid	752	628	582	463	2425	
N of Miss	0	0	0	0	0	

Table 200: If you used prescription drugs or over the counter drugs without a doctor telling you to use it or for the purpose of getting high, where did you get these drugs? -
Got from friend's home without permission



Response	6	8	10	12	Total	
No	99.6	99.8	99.3	99.6	99.6	
Yes	0.4	0.2	0.7	0.4	0.4	
N of Valid	752	628	582	463	2425	
N of Miss	0	0	0	0	0	

Table 201: If you used prescription drugs or over the counter drugs without a doctor telling you to use it or for the purpose of getting high, where did you get these drugs? -
Got from friend at school



Response	6	8	10	12	Total	
No	100.0	99.7	99.0	99.1	99.5	
Yes	0.0	0.3	1.0	0.9	0.5	
N of Valid	752	628	582	463	2425	
N of Miss	0	0	0	0	0	

Table 202: If you used prescription drugs or over the counter drugs without a doctor telling you to use it or for the purpose of getting high, where did you get these drugs? -
Got from friend at party



Response	6	8	10	12	Total	
No	99.7	99.8	99.1	99.6	99.6	
Yes	0.3	0.2	0.9	0.4	0.4	
N of Valid	752	628	582	463	2425	
N of Miss	0	0	0	0	0	

Table 203: If you used prescription drugs or over the counter drugs without a doctor telling you to use it or for the purpose of getting high, where did you get these drugs? -
Got from friend, elsewhere



Response	6	8	10	12	Total	
No	99.6	99.0	97.9	98.5	98.8	
Yes	0.4	1.0	2.1	1.5	1.2	
N of Valid	752	628	582	463	2425	
N of Miss	0	0	0	0	0	

Table 204: If you used prescription drugs or over the counter drugs without a doctor telling you to use it or for the purpose of getting high, where did you get these drugs? -
Got from internet sale



Response	6	8	10	12	Total	
No	99.7	99.8	99.8	99.8	99.8	
Yes	0.3	0.2	0.2	0.2	0.2	
N of Valid	752	628	582	463	2425	
N of Miss	0	0	0	0	0	

Table 205: During the last month, about how many marijuana cigarettes, or the equivalent, did you smoke a day, on the average?


Response	6	8	10	12	Total	
None	98.0	94.0	90.5	88.1	93.3	
Less than 1 a day	0.9	2.1	3.4	4.1	2.4	
1 a day	0.4	0.6	1.5	1.3	0.9	
2-3 a day	0.3	1.6	2.9	1.9	1.6	
4-6 a day	0.0	0.9	0.7	2.2	0.8	
7-10 a day	0.1	0.5	0.7	1.5	0.6	
11 or more a day	0.3	0.3	0.2	0.9	0.4	
N of Valid	767	633	582	464	2446	
N of Miss	56	62	106	62	286	

Table 206: How wrong do your friends feel it would be for YOU to: have one or two drinks of an alcoholic beverage nearly every day?

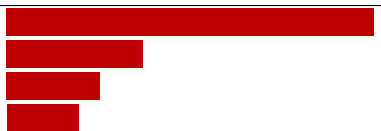
Response	6	8	10	12	Total	
Very wrong	77.9	58.5	41.1	46.6	58.1	
Wrong	12.9	20.3	23.5	26.0	19.8	
A little bit wrong	5.1	13.9	18.2	17.0	12.8	
Not at all wrong	4.1	7.3	17.2	10.5	9.3	
N of Valid	765	641	582	466	2454	
N of Miss	58	54	106	60	278	

Table 207: How wrong do your friends feel it would be for YOU to: smoke tobacco?


Response	6	8	10	12	Total	
Very wrong	85.5	66.3	52.2	53.1	66.4	
Wrong	9.6	19.0	21.8	21.7	17.3	
A little bit wrong	2.0	9.2	13.8	12.9	8.8	
Not at all wrong	2.9	5.5	12.1	12.3	7.5	
N of Valid	758	641	578	465	2442	
N of Miss	65	54	110	61	290	

Table 208: How wrong do your friends feel it would be for YOU to: smoke marijuana?





Response	6	8	10	12	Total	
Very wrong	88.5	64.4	49.2	47.8	65.1	
Wrong	5.9	13.0	20.1	19.0	13.6	
A little bit wrong	2.8	13.4	13.7	15.5	10.6	
Not at all wrong	2.8	9.2	17.0	17.7	10.7	
N of Valid	758	640	583	464	2445	
N of Miss	65	55	105	62	287	

Table 209: How wrong do your friends feel it would be for YOU to: use prescription drugs not prescribed to you?





Response	6	8	10	12	Total	
Very wrong	86.3	76.7	66.1	75.8	77.0	
Wrong	8.7	14.5	17.5	15.8	13.7	
A little bit wrong	2.2	5.2	10.2	5.4	5.5	
Not at all wrong	2.8	3.6	6.2	3.0	3.9	
N of Valid	757	640	578	463	2438	
N of Miss	66	55	110	63	294	

Table 210: How wrong would most adults (over 21) in your neighborhood think it is for kids your age: to use marijuana?





Response	6	8	10	12	Total	
Very wrong	87.9	76.6	65.3	62.3	74.7	
Wrong	7.5	13.3	16.8	18.1	13.2	
A little bit wrong	3.3	6.4	10.7	11.2	7.4	
Not at all wrong	1.3	3.6	7.3	8.4	4.7	
N of Valid	758	638	579	464	2439	
N of Miss	65	57	109	62	293	

Table 211: How wrong would most adults (over 21) in your neighborhood think it is for kids your age: to drink alcohol?

Response	6	8	10	12	Total	
Very wrong	82.0	68.9	55.0	49.0	65.9	
Wrong	9.0	18.2	20.2	21.8	16.5	
A little bit wrong	6.6	9.8	13.7	20.7	11.8	
Not at all wrong	2.4	3.0	11.1	8.4	5.8	
N of Valid	754	631	578	463	2426	
N of Miss	69	64	110	63	306	

Table 212: How wrong would most adults (over 21) in your neighborhood think it is for kids your age: to smoke cigarettes?

Response	6	8	10	12	Total	
Very wrong	83.8	77.3	61.7	58.0	71.9	
Wrong	9.9	14.2	21.4	20.9	15.8	
A little bit wrong	4.0	5.5	10.9	12.7	7.7	
Not at all wrong	2.4	3.0	6.0	8.4	4.6	
N of Valid	751	635	580	464	2430	
N of Miss	72	60	108	62	302	

Table 213: How much do each of the following statements describe your neighborhood? crime and/or drug selling

Response	6	8	10	12	Total	
NO!	76.4	71.3	64.4	63.4	69.7	
no	13.8	19.3	21.9	22.6	18.8	
yes	6.4	6.7	11.1	8.6	8.0	
YES!	3.5	2.7	2.6	5.4	3.4	
N of Valid	749	638	579	464	2430	
N of Miss	74	57	109	62	302	

Table 214: How much do each of the following statements describe your neighborhood? fights

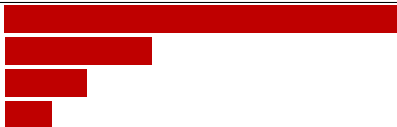
Response	6	8	10	12	Total	
NO!	63.2	62.1	61.6	62.5	62.4	
no	16.7	22.2	24.6	25.2	21.7	
yes	13.8	10.4	9.7	8.2	10.9	
YES!	6.3	5.2	4.2	4.1	5.1	
N of Valid	744	634	578	464	2420	
N of Miss	79	61	110	62	312	

Table 215: How much do each of the following statements describe your neighborhood? lots of empty or abandoned buildings

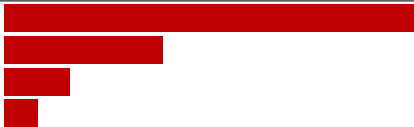
Response	6	8	10	12	Total	
NO!	67.7	65.5	63.9	64.1	65.5	
no	21.0	23.2	23.6	27.6	23.5	
yes	8.3	8.7	9.2	5.8	8.2	
YES!	3.0	2.7	3.3	2.4	2.9	
N of Valid	743	634	576	463	2416	
N of Miss	80	61	112	63	316	

Table 216: How much do each of the following statements describe your neighborhood? lots of graffiti


Response	6	8	10	12	Total	
NO!	78.5	73.3	72.0	72.0	74.3	
no	15.7	22.5	23.5	24.1	21.0	
yes	4.1	2.9	3.1	2.0	3.1	
YES!	1.8	1.3	1.4	2.0	1.6	
N of Valid	734	630	578	460	2402	
N of Miss	89	65	110	66	330	

Table 217: I feel safe in my neighborhood.

Response	6	8	10	12	Total	
NO!	10.9	6.6	3.3	8.3	7.4	
no	9.0	8.0	6.7	8.8	8.1	
yes	31.0	36.0	41.1	37.4	35.9	
YES!	49.1	49.5	49.0	45.5	48.5	
N of Valid	755	641	584	457	2437	
N of Miss	68	54	104	69	295	

Table 218: If a kid smoked marijuana in your neighborhood would he or she be caught by the police?

Response	6	8	10	12	Total	
NO!	20.4	21.8	24.4	25.4	22.7	
no	19.4	34.8	46.3	44.0	34.5	
yes	23.8	25.4	20.1	20.6	22.8	
YES!	36.4	18.0	9.1	10.1	20.1	
N of Valid	759	638	581	457	2435	
N of Miss	64	57	107	69	297	

Table 219: If a kid drank some beer, wine or hard liquor (for example, vodka, whiskey, or gin) in your neighborhood would he or she be caught by the police?

Response	6	8	10	12	Total	
NO!	23.5	26.4	30.4	32.3	27.5	
no	22.3	39.1	48.7	45.7	37.4	
yes	24.9	21.8	15.4	14.3	19.8	
YES!	29.3	12.7	5.5	7.7	15.2	
N of Valid	758	637	579	455	2429	
N of Miss	65	58	109	71	303	

Table 220: If a kid carried a handgun in your neighborhood would he or she be caught by the police?





Response	6	8	10	12	Total	
NO!	21.5	22.3	26.5	25.1	23.6	
no	15.3	25.6	35.5	34.4	26.4	
yes	22.1	28.3	22.8	24.0	24.2	
YES!	41.1	23.9	15.2	16.4	25.8	
N of Valid	757	633	578	450	2418	
N of Miss	66	62	110	76	314	

Table 221: If you wanted to get some cigarettes, how easy would it be for you to get some?





Response	6	8	10	12	Total	
Very hard	75.8	55.8	35.6	30.3	52.4	
Sort of hard	10.3	15.4	16.8	12.3	13.5	
Sort of easy	6.4	14.7	25.1	18.0	15.2	
Very easy	7.5	14.1	22.5	39.5	18.8	
N of Valid	749	631	570	456	2406	
N of Miss	74	64	118	70	326	

Table 222: If you wanted to get some beer, wine or hard liquor (for example, vodka, whiskey, or gin), how easy would it be for you to get some?





Response	6	8	10	12	Total	
Very hard	71.8	53.3	30.2	27.8	48.8	
Sort of hard	13.4	15.9	14.2	16.3	14.8	
Sort of easy	7.2	16.1	25.4	21.6	16.6	
Very easy	7.6	14.6	30.2	34.4	19.9	
N of Valid	749	628	570	454	2401	
N of Miss	74	67	118	72	331	

Table 223: If you wanted to get a drug like cocaine, LSD, or amphetamines, how easy would it be for you to get some?

Response	6	8	10	12	Total	
Very hard	91.8	85.5	73.8	69.2	81.5	
Sort of hard	4.7	8.1	12.6	14.7	9.4	
Sort of easy	1.1	3.5	7.2	7.9	4.5	
Very easy	2.4	2.9	6.5	8.1	4.6	
N of Valid	740	626	572	455	2393	
N of Miss	83	69	116	71	339	

Table 224: If you wanted to get a handgun, how easy would it be for you to get one?

Response	6	8	10	12	Total	
Very hard	70.7	63.2	51.8	50.8	60.5	
Sort of hard	11.8	11.6	13.4	15.4	12.8	
Sort of easy	7.9	11.8	16.0	17.4	12.7	
Very easy	9.6	13.4	18.8	16.5	14.1	
N of Valid	743	628	569	455	2395	
N of Miss	80	67	119	71	337	

Table 225: If you wanted to get some marijuana, how easy would it be for you to get some?

Response	6	8	10	12	Total	
Very hard	87.7	67.5	45.1	39.8	63.2	
Sort of hard	5.7	10.6	13.0	12.5	10.0	
Sort of easy	2.8	10.1	16.0	14.1	10.0	
Very easy	3.8	11.8	26.0	33.6	16.8	
N of Valid	742	625	570	455	2392	
N of Miss	81	70	118	71	340	

Table 226: If you wanted to get prescription drugs for the purpose of getting high, how easy would it be for you to get some?





Response	6	8	10	12	Total	
Very hard	83.0	72.4	54.4	53.7	67.9	
Sort of hard	6.6	9.1	14.2	17.6	11.2	
Sort of easy	4.2	8.3	14.4	12.1	9.2	
Very easy	6.2	10.1	17.0	16.5	11.8	
N of Valid	743	624	570	454	2391	
N of Miss	80	71	118	72	341	

Table 227: If you wanted to get synthetic marijuana such as K2 or chemical products such as bath salts to get high, how easy would it be for you to get some?





Response	6	8	10	12	Total	
Very hard	91.6	85.0	69.8	66.7	80.0	
Sort of hard	4.3	6.6	14.9	15.9	9.6	
Sort of easy	1.6	4.5	6.7	5.5	4.3	
Very easy	2.4	3.9	8.6	11.9	6.1	
N of Valid	740	622	570	454	2386	
N of Miss	83	73	118	72	346	

Table 228: If you wanted to get steroids to use or to enhance athletic performance, how easy would it be for you to get some?





Response	6	8	10	12	Total	
Very hard	88.8	83.9	72.5	65.6	79.2	
Sort of hard	5.7	8.0	12.9	16.2	10.0	
Sort of easy	3.0	3.7	6.9	6.6	4.8	
Very easy	2.6	4.3	7.7	11.6	6.0	
N of Valid	742	623	568	456	2389	
N of Miss	81	72	120	70	343	

Table 229: If you wanted to get e-cigarettes, e-cigars, or e-hookahs, how easy would it be for you to get some?





Response	6	8	10	12	Total	
Very hard	83.6	65.7	41.3	39.8	60.5	
Sort of hard	5.9	8.2	9.5	11.6	8.5	
Sort of easy	4.7	11.7	14.1	10.5	9.9	
Very easy	5.7	14.4	35.1	38.0	21.1	
N of Valid	740	624	567	455	2386	
N of Miss	83	71	121	71	346	

Table 230: During the past 12 months, have you participated in any alcohol prevention programs or seen any alcohol prevention messages in your school or community? Yes, a school-based program focused on preventing underage drinking and/or drinking and driving.



Response	6	8	10	12	Total	
No	62.2	76.2	78.2	83.0	73.6	
Yes	37.8	23.8	21.8	17.0	26.4	
N of Valid	741	613	569	454	2377	
N of Miss	0	0	0	0	0	

Table 231: During the past 12 months, have you participated in any alcohol prevention programs or seen any alcohol prevention messages in your school or community? Yes, a community-based program focused on preventing underage drinking and/or drinking and driving (for example, through your church or temple or through youth groups like Boys and Girls Club or 4-H).



Response	6	8	10	12	Total	
No	90.1	91.5	95.1	94.7	92.6	
Yes	9.9	8.5	4.9	5.3	7.4	
N of Valid	741	613	569	454	2377	
N of Miss	0	0	0	0	0	

Table 232: During the past 12 months, have you participated in any alcohol prevention programs or seen any alcohol prevention messages in your school or community? Yes, a media campaign addressing underage drinking and/or drinking and driving (for example, newspaper ads, posters, pamphlets, radio, TV).



Response	6	8	10	12	Total	
No	91.6	92.5	93.1	94.1	92.7	
Yes	8.4	7.5	6.9	5.9	7.3	
N of Valid	741	613	569	454	2377	
N of Miss	0	0	0	0	0	

Table 233: During the past 12 months, have you participated in any alcohol prevention programs or seen any alcohol prevention messages in your school or community? No



Response	6	8	10	12	Total	
No	43.7	28.7	26.9	24.4	32.1	
Yes	56.3	71.3	73.1	75.6	67.9	
N of Valid	741	613	569	454	2377	
N of Miss	0	0	0	0	0	

Table 234: How wrong do your parents feel it would be for YOU to: have one or two drinks of an alcoholic beverage nearly every day?





Response	6	8	10	12	Total	
Very wrong	89.1	85.0	72.2	73.7	81.1	
Wrong	6.1	9.6	16.8	16.7	11.6	
A little bit wrong	2.7	3.0	7.9	7.4	4.9	
Not at all wrong	2.1	2.4	3.2	2.2	2.5	
N of Valid	752	626	571	448	2397	
N of Miss	71	69	117	78	335	

Table 235: How wrong do your parents feel it would be for YOU to: smoke tobacco?





Response	6	8	10	12	Total	
Very wrong	93.4	89.5	80.7	76.9	86.2	
Wrong	4.2	6.5	12.6	15.1	8.9	
A little bit wrong	1.1	2.4	4.6	5.6	3.1	
Not at all wrong	1.3	1.6	2.1	2.4	1.8	
N of Valid	743	627	571	450	2391	
N of Miss	80	68	117	76	341	

Table 236: How wrong do your parents feel it would be for YOU to: smoke marijuana?


Response	6	8	10	12	Total	
Very wrong	94.5	88.4	82.7	76.4	86.6	
Wrong	2.7	5.3	8.1	12.2	6.5	
A little bit wrong	1.2	4.0	5.5	6.9	4.0	
Not at all wrong	1.6	2.3	3.7	4.5	2.8	
N of Valid	739	620	565	449	2373	
N of Miss	84	75	123	77	359	

Table 237: How wrong do your parents feel it would be for YOU to: use prescription drugs not prescribed to you?


Response	6	8	10	12	Total	
Very wrong	93.1	92.0	88.5	88.2	90.8	
Wrong	3.5	5.0	8.3	8.9	6.1	
A little bit wrong	1.6	1.6	2.3	1.8	1.8	
Not at all wrong	1.8	1.4	0.9	1.1	1.3	
N of Valid	741	622	564	451	2378	
N of Miss	82	73	124	75	354	

Table 238: How wrong do your parents feel it would be for YOU to: steal something?


Response	6	8	10	12	Total	
Very wrong	88.1	86.3	85.5	88.9	87.2	
Wrong	8.9	11.0	10.4	8.6	9.8	
A little bit wrong	1.9	1.4	2.8	2.0	2.0	
Not at all wrong	1.1	1.3	1.2	0.4	1.0	
N of Valid	739	627	565	451	2382	
N of Miss	84	68	123	75	350	

Table 239: How wrong do your parents feel it would be for YOU to: draw graffiti, write things, or draw pictures on buildings or other property (without the owner's permission)?





Response	6	8	10	12	Total	
Very wrong	88.8	85.1	81.9	87.1	85.9	
Wrong	6.7	9.0	11.6	10.0	9.1	
A little bit wrong	2.3	3.9	5.3	2.0	3.4	
Not at all wrong	2.2	2.1	1.2	0.9	1.7	
N of Valid	742	623	568	450	2383	
N of Miss	81	72	120	76	349	

Table 240: How wrong do your parents feel it would be for YOU to: pick a fight with someone?





Response	6	8	10	12	Total	
Very wrong	69.0	61.8	64.3	67.3	65.7	
Wrong	17.3	20.1	19.4	23.6	19.7	
A little bit wrong	9.2	12.0	12.6	8.2	10.5	
Not at all wrong	4.6	6.1	3.7	0.9	4.1	
N of Valid	742	618	571	450	2381	
N of Miss	81	77	117	76	351	

Table 241: During the past 12 months, have you talked with at least one of your parents about the dangers of underage drinking and/or drinking and driving? By parents, we mean either your biological parents, adoptive parents, stepparents, or adult guardians - whether or not they live with you.



Response	6	8	10	12	Total	
No	50.1	57.1	54.7	55.2	54.0	
Yes	49.9	42.9	45.3	44.8	46.0	
N of Valid	734	602	559	431	2326	
N of Miss	89	93	129	95	406	

Table 242: The rules in my family are clear.

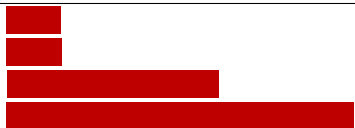
Response	6	8	10	12	Total	
NO!	6.9	5.9	5.1	7.8	6.4	
no	5.0	8.3	6.3	6.5	6.5	
yes	27.1	34.3	34.7	35.4	32.4	
YES!	61.0	51.4	53.8	50.2	54.8	
N of Valid	741	624	567	446	2378	
N of Miss	82	71	121	80	354	

Table 243: People in my family have serious arguments about the same things, and often insult or yell at each other.

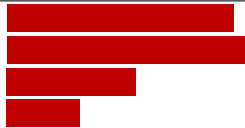
Response	6	8	10	12	Total	
NO!	42.7	35.0	29.4	28.4	34.8	
no	29.7	36.0	41.5	44.0	36.9	
yes	20.5	17.8	18.5	17.6	18.7	
YES!	7.1	11.2	10.6	9.9	9.5	
N of Valid	743	625	568	443	2379	
N of Miss	80	70	120	83	353	

Table 244: When I am not at home, one of my parents knows where I am and who I am with.


Response	6	8	10	12	Total	
NO!	10.4	7.2	5.8	7.0	7.8	
no	4.9	6.2	4.9	7.2	5.7	
yes	23.1	32.5	35.7	36.7	31.1	
YES!	61.7	54.0	53.5	49.1	55.4	
N of Valid	741	624	566	442	2373	
N of Miss	82	71	122	84	359	

Table 245: My family has clear rules about alcohol and drug use.

Response	6	8	10	12	Total
NO!	9.2	8.1	4.6	10.2	8.0
no	6.4	9.9	9.3	9.5	8.6
yes	17.1	27.6	28.4	32.0	25.3
YES!	67.3	54.3	57.7	48.3	58.1
N of Valid	738	626	570	441	2375
N of Miss	85	69	118	85	357

Table 246: If you skipped school would you be caught by your parents?

Response	6	8	10	12	Total
NO!	10.9	9.6	9.6	11.5	10.3
no	6.1	12.7	14.4	16.9	11.8
yes	16.4	25.0	26.8	30.3	23.8
YES!	66.6	52.7	49.2	41.3	54.1
N of Valid	737	624	563	445	2369
N of Miss	86	71	125	81	363

Table 247: My parents ask if I've gotten my homework done.

Response	6	8	10	12	Total
NO!	9.6	11.1	12.2	15.8	11.8
no	7.4	14.4	17.6	22.5	14.5
yes	22.3	28.5	31.7	33.3	28.3
YES!	60.6	46.0	38.5	28.4	45.5
N of Valid	739	624	564	444	2371
N of Miss	84	71	124	82	361

Table 248: Would your parents know if you did not come home on time?

Response	6	8	10	12	Total
NO!	8.4	7.2	6.5	10.8	8.1
no	6.0	9.5	6.2	8.8	7.5
yes	21.6	30.3	30.4	33.6	28.2
YES!	64.0	53.0	56.9	46.7	56.2
N of Valid	736	624	566	443	2369
N of Miss	87	71	122	83	363

Table 249: Do you know how to properly dispose of leftover prescription drugs?

Response	6	8	10	12	Total
No	78.2	69.3	65.5	62.1	69.8
Yes	21.8	30.7	34.5	37.9	30.2
N of Valid	725	612	559	430	2326
N of Miss	98	83	129	96	406

Table 250: Have any of your brothers or sisters ever: drunk beer, wine or hard liquor (for example, vodka, whiskey or gin)?

Response	6	8	10	12	Total
No	72.4	60.1	49.1	51.5	59.7
Yes	24.1	36.6	47.9	44.0	36.8
I don't have any brothers or sisters	3.5	3.3	3.0	4.4	3.5
N of Valid	750	634	576	452	2412
N of Miss	73	61	112	74	320

Table 251: Have any of your brothers or sisters ever: smoked marijuana?

Response	6	8	10	12	Total
No	89.5	78.3	67.9	64.5	76.7
Yes	7.0	18.4	29.2	31.0	19.8
I don't have any brothers or sisters	3.5	3.3	3.0	4.4	3.5
N of Valid	744	631	576	451	2402
N of Miss	79	64	112	75	330

Table 252: Have any of your brothers or sisters ever: smoked cigarettes?




Response	6	8	10	12	Total	
No	80.6	73.1	68.4	67.0	73.2	
Yes	15.9	23.5	28.5	28.7	23.3	
I don't have any brothers or sisters	3.5	3.3	3.1	4.2	3.5	
N of Valid	744	629	579	449	2401	
N of Miss	79	66	109	77	331	

Table 253: Have any of your brothers or sisters ever: taken a handgun to school?




Response	6	8	10	12	Total	
No	94.7	95.2	94.1	94.4	94.6	
Yes	1.8	1.6	2.6	1.1	1.8	
I don't have any brothers or sisters	3.5	3.2	3.3	4.4	3.6	
N of Valid	736	629	575	450	2390	
N of Miss	87	66	113	76	342	

Table 254: Have any of your brothers or sisters ever: been suspended or expelled from school?




Response	6	8	10	12	Total	
No	76.3	72.3	70.6	76.6	73.9	
Yes	20.1	24.0	26.3	19.0	22.4	
I don't have any brothers or sisters	3.6	3.7	3.1	4.5	3.7	
N of Valid	746	629	574	448	2397	
N of Miss	77	66	114	78	335	

Table 255: Have any of your brothers or sisters ever: used e-cigarettes, e-cigars or e-hookahs (vaping)?




Response	6	8	10	12	Total	
No	86.8	74.8	62.7	67.7	74.3	
Yes	9.6	21.6	34.0	27.8	22.0	
I don't have any brothers or sisters	3.6	3.6	3.3	4.5	3.7	
N of Valid	742	631	573	449	2395	
N of Miss	81	64	115	77	337	

Table 256: Have any of your brothers or sisters ever: used prescription drugs not prescribed to him/her?




Response	6	8	10	12	Total	
No	93.4	88.8	85.9	85.0	88.8	
Yes	3.1	7.4	11.0	10.7	7.5	
I don't have any brothers or sisters	3.5	3.8	3.1	4.2	3.6	
N of Valid	745	625	575	448	2393	
N of Miss	78	70	113	78	339	

Table 257: Have you changed homes in the past year (the last 12 months)?



Response	6	8	10	12	Total	
No	69.4	72.4	77.2	79.0	73.8	
Yes	30.6	27.6	22.8	21.0	26.2	
N of Valid	746	630	578	442	2396	
N of Miss	77	65	110	84	336	

Table 258: How many times have you changed homes since kindergarten?






Response	6	8	10	12	Total	
Never	40.2	31.2	30.5	35.6	34.7	
1 or 2 times	31.1	30.3	31.7	28.5	30.5	
3 or 4 times	15.9	21.6	20.4	17.4	18.7	
5 or 6 times	6.4	8.5	8.9	10.7	8.4	
7 or more times	6.4	8.4	8.5	7.8	7.7	
N of Valid	749	634	574	449	2406	
N of Miss	74	61	114	77	326	

Table 259: Have you changed schools (including changing from elementary to middle and middle to high school) in the past year?



Response	6	8	10	12	Total	
No	66.3	66.0	69.5	82.2	70.0	
Yes	33.7	34.0	30.5	17.8	30.0	
N of Valid	739	629	571	445	2384	
N of Miss	84	66	117	81	348	

Table 260: How many times have you changed schools since kindergarten (including changing from elementary to middle and middle to high school)?






Response	6	8	10	12	Total	
Never	39.6	33.0	32.2	35.0	35.2	
1 or 2 times	39.2	33.3	23.2	22.1	30.6	
3 or 4 times	12.7	21.8	29.1	27.0	21.7	
5 or 6 times	5.8	5.4	9.7	10.9	7.6	
7 or more times	2.6	6.6	5.7	4.9	4.8	
N of Valid	739	634	577	448	2398	
N of Miss	84	61	111	78	334	

Table 261: Has anyone in your family ever had severe alcohol or drug problems?



Response	6	8	10	12	Total	
No	71.7	64.8	54.0	57.6	63.0	
Yes	28.3	35.2	46.0	42.4	37.0	
N of Valid	738	623	572	443	2376	
N of Miss	85	72	116	83	356	

Table 262: About how many adults (over 21) have you known personally who in the past year have: used marijuana, crack, cocaine, or other drugs?






Response	6	8	10	12	Total	
0	77.6	66.5	56.1	55.6	65.4	
1	10.9	15.5	15.7	14.1	13.9	
2	4.8	7.9	11.4	8.2	7.8	
3-4	2.4	4.7	9.2	6.4	5.4	
5	4.3	5.4	7.6	15.7	7.5	
N of Valid	744	633	579	453	2409	
N of Miss	79	62	109	73	323	

Table 263: About how many adults (over 21) have you known personally who in the past year have: sold or dealt drugs?






Response	6	8	10	12	Total	
0	85.6	79.7	72.0	73.4	78.5	
1	8.0	9.2	12.7	9.2	9.6	
2	2.8	5.1	7.1	6.9	5.2	
3-4	1.3	2.5	3.8	2.2	2.4	
5	2.3	3.5	4.3	8.3	4.2	
N of Valid	742	630	576	447	2395	
N of Miss	81	65	112	79	337	

Table 264: About how many adults (over 21) have you known personally who in the past year have: done other things that could get them in trouble with the police, like stealing, selling stolen goods, mugging or assaulting others, etc.?






Response	6	8	10	12	Total	
0	81.5	75.5	71.4	74.1	76.1	
1	10.8	11.3	11.4	9.4	10.8	
2	2.3	5.1	5.9	4.7	4.3	
3-4	2.8	2.7	4.9	3.6	3.4	
5	2.6	5.4	6.4	8.3	5.3	
N of Valid	740	629	577	448	2394	
N of Miss	83	66	111	78	338	

Table 265: About how many adults (over 21) have you known personally who in the past year have: gotten drunk or high?










Response	6	8	10	12	Total	
0	61.6	45.6	37.3	39.7	47.5	
1	16.4	19.7	16.8	13.2	16.8	
2	7.3	11.2	11.9	8.9	9.7	
3-4	4.9	6.9	11.9	9.4	7.9	
5	9.8	16.6	22.1	28.8	18.1	
N of Valid	742	625	571	448	2386	
N of Miss	81	70	117	78	346	

Table 266: How honest were you in filling out this survey?

Response	6	8	10	12	Total	
I was very honest	81.5	78.0	77.6	76.3	78.7	
I was honest pretty much of the time	15.6	16.6	16.4	19.3	16.8	
I was honest some of the time	2.0	3.4	4.4	3.3	3.2	
I was honest once in a while	0.9	2.0	1.5	1.1	1.4	
I was not honest at all	0.0	0.0	0.0	0.0	0.0	
N of Valid	755	646	585	460	2446	
N of Miss	68	49	103	66	286	