

2010 APNA



Arkansas Prevention Needs Assessment Student Survey

Region 11 Tables

Arkansas Department of Human Services
Division of Behavioral Sciences
Office of Alcohol and Drug Abuse Prevention

Conducted by International Survey Associates dba Pride Surveys

Contents

1	INTRODUCTION	11
2	PERCENTAGE TABLES	16

List of Tables

1	Sex	17
2	Age	17
3	Are you Hispanic or Latino?	17
4	What is your race? Black or African American	18
5	What is your race? Asian	18
6	What is your race? American Indian	18
7	What is your race? Alaska Native	18
8	What is your race? White	19
9	What is your race? Native Hawaiian or Other Pacific Islander	19
10	What is your race? Other	19
11	What is the highest level of schooling completed by your mother or father?	20
12	Think of where you live most of the time. Which of the following people live there with you? Mother	20
13	Think of where you live most of the time. Which of the following people live there with you? Stepmother	20
14	Think of where you live most of the time. Which of the following people live there with you? Foster Mother	21
15	Think of where you live most of the time. Which of the following people live there with you? Grandmother	21
16	Think of where you live most of the time. Which of the following people live there with you? Aunt	21
17	Think of where you live most of the time. Which of the following people live there with you? Father	21
18	Think of where you live most of the time. Which of the following people live there with you? Stepfather	22
19	Think of where you live most of the time. Which of the following people live there with you? Foster Father	22
20	Think of where you live most of the time. Which of the following people live there with you? Grandfather	22
21	Think of where you live most of the time. Which of the following people live there with you? Uncle	22
22	Think of where you live most of the time. Which of the following people live there with you? Other Adults	23
23	Think of where you live most of the time. Which of the following people live there with you? Brother(s)	23
24	Think of where you live most of the time. Which of the following people live there with you? Stepbrother(s)	23
25	Think of where you live most of the time. Which of the following people live there with you? Sister(s)	23
26	Think of where you live most of the time. Which of the following people live there with you? Stepsister(s)	24

27	Think of where you live most of the time. Which of the following people live there with you? Other Children	24
28	In my school, students have lots of chances to help decide things like class activities and rules.	24
29	Teachers ask me to work on special classroom projects.	24
30	My teacher(s) notices when I am doing a good job and lets me know about it.	25
31	There are lots of chances for students in my school to get involved in sports, clubs, and other school activities outside of class.	25
32	There are lots of chances for students in my school to talk with a teacher one-on-one.	25
33	I feel safe at my school.	26
34	The school lets my parents know when I have done something well.	26
35	My teachers praise me when I work hard in school.	26
36	Are your school grades better than the grades of most students in your class?	27
37	I have lots of chances to be part of class discussions or activities.	27
38	Now thinking back over the past year in school, how often did you: enjoy being in school?	27
39	Now thinking back over the past year in school, how often did you: hate being in school?	28
40	Now thinking back over the past year in school, how often did you: try to do your best work in school?	28
41	How often do you feel that the school work you are assigned is meaningful and important?	28
42	Putting them all together, what were your grades like last year?	29
43	How important do you think the things you are learning in school are going to be for your later life?	29
44	How interesting are most of your courses to you?	29
45	During the LAST FOUR WEEKS how many whole days of school have you missed because you skipped or 'cut'?	30
46	What are the chances you would be seen as cool if you: smoked cigarettes?	30
47	What are the chances you would be seen as cool if you: worked hard at school?	30
48	What are the chances you would be seen as cool if you: began drinking alcoholic beverages regularly, that is, at least once or twice a month?	31
49	What are the chances you would be seen as cool if you: defended someone who was being verbally abused at school?	31
50	What are the chances you would be seen as cool if you: smoked marijuana?	31
51	What are the chances you would be seen as cool if you: carried a handgun?	32

52	What are the chances you would be seen as cool if you: regularly volunteered to do community service?	32
53	Think of your four best friends (the friends you feel closest to). In the past year (12 months), how many of your best friends have: participated in clubs, organizations or activities at school?	32
54	Think of your four best friends (the friends you feel closest to). In the past year (12 months), how many of your best friends have: smoked cigarettes?	33
55	Think of your four best friends (the friends you feel closest to). In the past year (12 months), how many of your best friends have: tried beer, wine or hard liquor (for example, vodka, whiskey, or gin) when their parents didn't know about it?	33
56	Think of your four best friends (the friends you feel closest to). In the past year (12 months), how many of your best friends have: made a commitment to stay drug-free?	33
57	Think of your four best friends (the friends you feel closest to). In the past year (12 months), how many of your best friends have: used marijuana?	34
58	Think of your four best friends (the friends you feel closest to). In the past year (12 months), how many of your best friends have: tried to do well in school?	34
59	Think of your four best friends (the friends you feel closest to). In the past year (12 months), how many of your best friends have: used LSD, cocaine, amphetamines, or other illegal drugs?	34
60	Think of your four best friends (the friends you feel closest to). In the past year (12 months), how many of your best friends have: been suspended from school?	35
61	Think of your four best friends (the friends you feel closest to). In the past year (12 months), how many of your best friends have: liked school?	35
62	Think of your four best friends (the friends you feel closest to). In the past year (12 months), how many of your best friends have: carried a handgun?	35
63	Think of your four best friends (the friends you feel closest to). In the past year (12 months), how many of your best friends have: sold illegal drugs?	36
64	Think of your four best friends (the friends you feel closest to). In the past year (12 months), how many of your best friends have: regularly attended religious services?	36
65	Think of your four best friends (the friends you feel closest to). In the past year (12 months), how many of your best friends have: stolen or tried to steal a motor vehicle such as a car or motorcycle?	36
66	Think of your four best friends (the friends you feel closest to). In the past year (12 months), how many of your best friends have: been arrested?	37

67	Think of your four best friends (the friends you feel closest to). In the past year (12 months), how many of your best friends have: dropped out of school?	37
68	Think of your four best friends (the friends you feel closest to). In the past year (12 months), how many of your best friends have: been members of a gang?	37
69	How old were you when you first: smoked marijuana?	38
70	How old were you when you first: smoked a cigarette, even just a puff?	38
71	How old were you when you first: had more than a sip or two of beer, wine or hard liquor (for example, vodka, whiskey, or gin)? . . .	39
72	How old were you when you first: began drinking alcoholic beverages regularly, that is, at least once or twice a month?	39
73	How old were you when you first: used phenoxydine (pox, px, breeze)?	40
74	How old were you when you first: got suspended from school? . . .	40
75	How old were you when you first: got arrested?	41
76	How old were you when you first: carried a handgun?	41
77	How old were you when you first: attacked someone with the idea of seriously hurting them?	42
78	How old were you when you first: belonged to a gang?	42
79	How wrong do you think it is for someone your age to: take a handgun to school?	43
80	How wrong do you think it is for someone your age to: steal anything worth more than \$5?	43
81	How wrong do you think it is for someone your age to: pick a fight with someone?	43
82	How wrong do you think it is for someone your age to: attack someone with the idea of seriously hurting them?	44
83	How wrong do you think it is for someone your age to: stay away from school all day when their parents think they are at school? . .	44
84	How wrong do you think it is for someone your age to: drink beer, wine or hard liquor (for example, vodka, whiskey, or gin) regularly? .	44
85	How wrong do you think it is for someone your age to: smoke cigarettes?	45
86	How wrong do you think it is for someone your age to: smoke marijuana?	45
87	How wrong do you think it is for someone your age to: use LSD, cocaine, amphetamines or another illegal drug?	45
88	At school during the past 12 months, did you receive help from the resource teacher, speech therapist or other special education teacher?	46
89	How many times in the past year (12 months) have you: been suspended from school?	46
90	How many times in the past year (12 months) have you: carried a handgun?	46

91	How many times in the past year (12 months) have you: sold illegal drugs?	47
92	How many times in the past year (12 months) have you: stolen or tried to steal a motor vehicle such as a car or motorcycle?	47
93	How many times in the past year (12 months) have you: participated in clubs, organizations or activities at school?	48
94	How many times in the past year (12 months) have you: been arrested?	48
95	How many times in the past year (12 months) have you: done extra work on your own for school?	49
96	How many times in the past year (12 months) have you: attacked someone with the idea of seriously hurting them?	49
97	How many times in the past year (12 months) have you: been drunk or high at school?	50
98	How many times in the past year (12 months) have you: volunteered to do community service?	50
99	How many times in the past year (12 months) have you: taken a handgun to school?	51
100	Are you currently on probation, or assigned a probation officer with Juvenile Court?	51
101	Have you ever belonged to a gang?	51
102	If you have ever belonged to a gang, did that gang have a name? . .	52
103	How many times have you done the following things? done what feels good no matter what.	52
104	How many times have you done the following things? done something dangerous because someone dared you to do it.	52
105	How many times have you done the following things? done crazy things even if they are a little dangerous.	53
106	You're looking at CD's in a music store with a friend. You look up and see her slip a CD under her coat. She smiles and says 'Which one do you want? Go ahead, take it while nobody's around.' There is nobody in sight, no employees and no other customers. What would you do now?	53
107	You are visiting another part of town, and you don't know any of the people your age there. You are walking down the street, and some teenager you don't know is walking toward you. He is about your size, and as he is about to pass you, he deliberately bumps into you and you almost lose your balance. What would you say or do? .	53
108	You are at a party at someone's house, and one of your friends offers you a drink containing alcohol. What would you say or do?	54
109	It's 8:00 on a weeknight and you are about to go over to a friend's home when your mother asks you where you are going. You say 'Oh, just going to go hang out with some friends.' She says, 'No, you'll just get into trouble if you go out. Stay home tonight.' What would you do now?	54
110	How often do you attend religious services or activities?	54

111	I do the opposite of what people tell me, just to get them mad. . .	55
112	I like to see how much I can get away with.	55
113	I ignore rules that get in my way.	55
114	I think sometimes it's okay to cheat at school.	56
115	It is important to think before you act.	56
116	Sometimes I think that life is not worth it.	56
117	At times I think I am no good at all.	57
118	All in all, I am inclined to think that I am a failure.	57
119	In the past year, have you felt depressed or sad MOST days, even if you felt okay sometimes?	57
120	It is all right to beat up people if they start the fight.	58
121	I think it is okay to take something without asking if you can get away with it.	58
122	Sometimes we don't know what we will do as adults, but we may have an idea. Please answer how true these statements may be for you. WHEN I AM AN ADULT I WILL: smoke cigarettes.	58
123	Sometimes we don't know what we will do as adults, but we may have an idea. Please answer how true these statements may be for you. WHEN I AM AN ADULT I WILL: drink beer, wine, or liquor.	59
124	Sometimes we don't know what we will do as adults, but we may have an idea. Please answer how true these statements may be for you. WHEN I AM AN ADULT I WILL: smoke marijuana.	59
125	Sometimes we don't know what we will do as adults, but we may have an idea. Please answer how true these statements may be for you. WHEN I AM AN ADULT I WILL: use LSD, cocaine, amphetamines or another illegal drug.	59
126	How much do you think people risk harming themselves (physically or in other ways) if they: smoked one or more packs of cigarettes per day?	60
127	How much do you think people risk harming themselves (physically or in other ways) if they: try marijuana once or twice?	60
128	How much do you think people risk harming themselves (physically or in other ways) if they: smoke marijuana regularly?	60
129	How much do you think people risk harming themselves (physically or in other ways) if they: take one or two drinks of an alcoholic beverage (beer, wine, liquor) nearly every day?	61
130	How much do you think people risk harming themselves (physically or in other ways) if they: have five or more drinks once or twice each weekend?	61
131	Have you ever used smokeless tobacco (chew, snuff, plug, dipping tobacco, or chewing tobacco)?	61
132	How often have you taken smokeless tobacco during the past 30 days?	62
133	Have you ever smoked cigarettes?	62
134	How frequently have you smoked cigarettes during the past 30 days?	62

135	Which statement best describes rules about smoking inside your home?	63
136	Which statement best describes rules about smoking in your family cars?	63
137	During this school year, were you taught in any of your classes about the dangers of tobacco use?	64
138	During the past 12 months, have you participated in any community activities to discourage people your age from using cigarettes, chewing tobacco, snuff, dip or cigars?	64
139	On how many occasions have you had alcoholic beverages (beer, wine or hard liquor) to drink in your lifetime - more than just a few sips?	64
140	On how many occasions have you had beer, wine or hard liquor to drink during the past 30 days?	65
141	On how many occasions have you used marijuana (grass, pot) or hashish (hash, hash oil) in your lifetime?	65
142	On how many occasions have you used marijuana (grass, pot) or hashish (hash, hash oil) during the past 30 days?	65
143	On how many occasions have you used LSD or other psychedelics in your lifetime?	66
144	On how many occasions have you used LSD or other psychedelics during the past 30 days?	66
145	On how many occasions have you used cocaine or crack in your lifetime?	66
146	On how many occasions have you used cocaine or crack during the past 30 days?	67
147	On how many occasions have you sniffed glue, breathed the contents of an aerosol spray can, or inhaled other gases or sprays, in order to get high in your lifetime?	67
148	On how many occasions have you sniffed glue, breathed the contents of an aerosol spray can, or inhaled other gases or sprays, in order to get high during the past 30 days?	68
149	On how many occasions have you used phenoxydine (pox, px, breeze) in your lifetime?	68
150	On how many occasions have you used phenoxydine (pox, px, breeze) during the past 30 days?	69
151	On how many occasions have you used sedatives (tranquilizers, such as Valium or Xanax, barbiturates, or sleeping pills) without a doctor telling you to take them, in your lifetime?	69
152	On how many occasions have you used sedatives (tranquilizers, such as Valium or Xanax, barbiturates, or sleeping pills) without a doctor telling you to take them, during the past 30 days?	70
153	On how many occasions have you used methamphetamines (meth, speed, crank, crystal meth) in your lifetime?	70

154	On how many occasions have you used methamphetamines (meth, speed, crank, crystal meth) in the past 30 days?	71
155	On how many occasions have you used stimulants, other than Methamphetamines (such as amphetamines, Ritalin or Dexedrine) without a doctor telling you to take them, in your lifetime?	71
156	On how many occasions have you used stimulants, other than Methamphetamines (such as amphetamines, Ritalin or Dexedrine) without a doctor telling you to take them, during the past 30 days?	72
157	On how many occasions have you used heroin or other opiates in your lifetime?	72
158	On how many occasions have you used heroin or other opiates during the past 30 days?	73
159	On how many occasions have you used MDMA ('X', 'E', or ecstasy) in your lifetime?	73
160	On how many occasions have you used MDMA ('X', 'E', or ecstasy) during the past 30 days?	73
161	On how many occasions have you taken prescription drugs (such as Valium, Xanax, Ritalin, Adderall, OxyContin, Darvocet, or sleeping pills) on your own-that is, without a doctor telling you to take them in your lifetime?	74
162	On how many occasions have you taken prescription drugs (such as Valium, Xanax, Ritalin, Adderall, OxyContin, Darvocet, or sleeping pills) on your own-that is, without a doctor telling you to take them during the past 30 days?	74
163	On how many occasions have you taken non-prescription medicines such as diet pills (for example, Dietac, Dexatrim or Prolamine), stay-awake pills (for example No-Doz, Vivarin, or Wake), or cough or cold medicines (robos, DXM, etc.) to get high in your lifetime?	75
164	On how many occasions have you taken non-prescription medicines such as diet pills (for example, Dietac, Dexatrim or Prolamine), stay-awake pills (for example No-Doz, Vivarin, or Wake), or cough or cold medicines (robos, DXM, etc.) to get high during the past 30 days?	75
165	On how many occasions have you been drunk or very high from drinking alcoholic beverages during the past 30 days?	76
166	On how many occasions have you drunk flavored alcoholic beverages, sometimes called 'alcopops' (like Mike's Hard Lemonade, Smirnoff Ice, Bacardi Breezers, etc.) in your lifetime?	76
167	On how many occasions have you drunk flavored alcoholic beverages, sometimes called 'alcopops' (like Mike's Hard Lemonade, Smirnoff Ice, Bacardi Breezers, etc.) during the past 30 days?	77
168	Think back over the last two weeks. How many times have you had five or more alcoholic drinks in a row?	77
169	During the past 30 days, how many times did you ride in a car or other vehicle driven by someone who had been drinking alcohol?	77

170	During the past 30 days, how many times did you drive a car or other vehicle when you had been drinking alcohol?	78
171	If you drank alcohol (not just a sip or taste) in the past year, how did you usually get it?	78
172	If you drank alcohol (not just a sip or taste) in the past year, where did you usually drink it?	79
173	During the last month, about how many marijuana cigarettes, or the equivalent, did you smoke a day, on the average?	79
174	How wrong would most adults (over 21) in your neighborhood think it is for kids your age: to use marijuana?	80
175	How wrong would most adults (over 21) in your neighborhood think it is for kids your age: to drink alcohol?	80
176	How wrong would most adults (over 21) in your neighborhood think it is for kids your age: to smoke cigarettes?	80
177	How much do each of the following statements describe your neighborhood? crime and/or drug selling	81
178	How much do each of the following statements describe your neighborhood? fights	81
179	How much do each of the following statements describe your neighborhood? lots of empty or abandoned buildings	81
180	How much do each of the following statements describe your neighborhood? lots of graffiti	82
181	If I had to move, I would miss the neighborhood I now live in.	82
182	My neighbors notice when I am doing a good job and let me know about it.	82
183	I like my neighborhood.	83
184	There are lots of adults in my neighborhood I could talk to about something important.	83
185	I'd like to get out of my neighborhood.	83
186	There are people in my neighborhood who are proud of me when I do something well.	84
187	There are people in my neighborhood who encourage me to do my best.	84
188	I feel safe in my neighborhood.	84
189	Which of the following activities for people your age are available in your community? sports teams?	85
190	Which of the following activities for people your age are available in your community? scouting?	85
191	Which of the following activities for people your age are available in your community? boys and girls clubs?	85
192	Which of the following activities for people your age are available in your community? 4-H clubs?	85
193	Which of the following activities for people your age are available in your community? service clubs?	86

194	If a kid smoked marijuana in your neighborhood would he or she be caught by the police?	86
195	If a kid drank some beer, wine or hard liquor (for example, vodka, whiskey, or gin) in your neighborhood would he or she be caught by the police?	86
196	If a kid carried a handgun in your neighborhood would he or she be caught by the police?	87
197	If you wanted to get some cigarettes, how easy would it be for you to get some?	87
198	If you wanted to get some beer, wine or hard liquor (for example, vodka, whiskey, or gin), how easy would it be for you to get some?	87
199	If you wanted to get a drug like cocaine, LSD, or amphetamines, how easy would it be for you to get some?	88
200	If you wanted to get a handgun, how easy would it be for you to get one?	88
201	If you wanted to get some marijuana, how easy would it be for you to get some?	88
202	During the past 12 months, have you participated in any alcohol prevention programs or seen any alcohol prevention messages in your school or community? Yes, a school-based program focused on preventing underage drinking and/or drinking and driving.	89
203	During the past 12 months, have you participated in any alcohol prevention programs or seen any alcohol prevention messages in your school or community? Yes, a community-based program focused on preventing underage drinking and/or drinking and driving (for example, through your church or temple or through youth groups like Boys and Girls Club or 4-H).	89
204	During the past 12 months, have you participated in any alcohol prevention programs or seen any alcohol prevention messages in your school or community? Yes, a media campaign addressing underage drinking and/or drinking and driving (for example, newspaper ads, posters, pamphlets, radio, TV).	89
205	During the past 12 months, have you participated in any alcohol prevention programs or seen any alcohol prevention messages in your school or community? No	89
206	How wrong do your parents feel it would be for YOU to: drink beer, wine or hard liquor (for example, vodka, whiskey or gin) regularly?	90
207	How wrong do your parents feel it would be for YOU to: smoke cigarettes?	90
208	How wrong do your parents feel it would be for YOU to: smoke marijuana?	90
209	How wrong do your parents feel it would be for YOU to: steal something worth more than \$5?	91

210	How wrong do your parents feel it would be for YOU to: draw graffiti, write things, or draw pictures on buildings or other property (without the owner's permission)?	91
211	How wrong do your parents feel it would be for YOU to: pick a fight with someone?	91
212	During the past 12 months, have you talked with at least one of your parents about the dangers of underage drinking and/or drinking and driving? By parents, we mean either your biological parents, adoptive parents, stepparents, or adult guardians - whether or not they live with you.	92
213	Have any of your brothers or sisters ever: drunk beer, wine or hard liquor (for example, vodka, whiskey or gin)?	92
214	Have any of your brothers or sisters ever: smoked marijuana?	92
215	Have any of your brothers or sisters ever: smoked cigarettes?	92
216	Have any of your brothers or sisters ever: taken a handgun to school?	93
217	Have any of your brothers or sisters ever: been suspended or expelled from school?	93
218	The rules in my family are clear.	93
219	People in my family often insult or yell at each other.	94
220	When I am not at home, one of my parents knows where I am and who I am with.	94
221	We argue about the same things in my family over and over.	94
222	If you drank some beer or wine or liquor (for example, vodka, whiskey, or gin) without your parents' permission, would you be caught by your parents?	95
223	My family has clear rules about alcohol and drug use.	95
224	If you carried a handgun without your parents' permission, would you be caught by your parents?	95
225	If you skipped school would you be caught by your parents?	96
226	Do you feel very close to your mother?	96
227	Do you share your thoughts and feelings with your mother?	96
228	My parents ask me what I think before most family decisions affecting me are made.	97
229	Do you share your thoughts and feelings with your father?	97
230	Do you enjoy spending time with your mother?	97
231	Do you enjoy spending time with your father?	98
232	If I had a personal problem, I could ask my mom or dad for help.	98
233	Do you feel very close to your father?	98
234	My parents give me lots of chances to do fun things with them.	99
235	My parents ask if I've gotten my homework done.	99
236	People in my family have serious arguments.	99
237	Would your parents know if you did not come home on time?	100
238	It is important to be honest with your parents, even if they become upset or you get punished.	100

239	My parents notice when I am doing a good job and let me know about it.	100
240	How often do your parents tell you they're proud of you for something you've done?	101
241	How many brothers and sisters, including stepbrothers and sisters, do you have that are younger than you?	101
242	How many brothers and sisters, including stepbrothers and sisters, do you have that are older than you?	101
243	Have you changed homes in the past year (the last 12 months)?	102
244	How many times have you changed homes since kindergarten?	102
245	Have you changed schools (including changing from elementary to middle and middle to high school) in the past year?	102
246	How many times have you changed schools since kindergarten (including changing from elementary to middle and middle to high school)?	103
247	Has anyone in your family ever had severe alcohol or drug problems?	103
248	About how many adults (over 21) have you known personally who in the past year have: used marijuana, crack, cocaine, or other drugs?	103
249	About how many adults (over 21) have you known personally who in the past year have: sold or dealt drugs?	104
250	About how many adults (over 21) have you known personally who in the past year have: done other things that could get them in trouble with the police, like stealing, selling stolen goods, mugging or assaulting others, etc.?	104
251	About how many adults (over 21) have you known personally who in the past year have: gotten drunk or high?	104
252	Have you seen or heard information about underage drinking in the past 12 months from the following sources? Radio	105
253	Have you seen or heard information about underage drinking in the past 12 months from the following sources? TV.	105
254	Have you seen or heard information about underage drinking in the past 12 months from the following sources? Print. This includes information on underage drinking you may have seen in the newspaper, on a billboard, in pamphlets, on stickers, etc.	105
255	Have you seen or heard information about underage drinking in the past 12 months from the following sources? Website or social media? (Facebook, Myspace, website, etc.)	105
256	The next questions ask about your opinions of the information you saw or heard. If you have seen or heard more than one ad, please think about your favorite ad when answering these questions. The information about underage drinking that I saw or heard was convincing.	106

257	The next questions ask about your opinions of the information you saw or heard. If you have seen or heard more than one ad, please think about your favorite ad when answering these questions. The information about underage drinking that I saw or heard grabbed my attention.	106
258	The next questions ask about your opinions of the information you saw or heard. If you have seen or heard more than one ad, please think about your favorite ad when answering these questions. The information about underage drinking that I saw or heard said something important to me.	106
259	The next questions ask about your opinions of the information you saw or heard. If you have seen or heard more than one ad, please think about your favorite ad when answering these questions. Seeing or hearing this information about underage drinking made me want to stop or decrease my drinking.	107
260	How honest were you in filling out this survey?	107

List of Figures

1	Grade Chart	12
2	Gender Chart	13
3	Age Chart	14
4	Ethnic Origin Chart	15

1 INTRODUCTION

This report was generated from data collected on the *2010 Arkansas Prevention Needs Assessment Student Survey*. This report contains basic frequency tables of all data collected and graphs on the selected demographic variables of grade, gender, age and ethnic origin. The graph on ethnic origin is represented as a bar chart rather than as a pie chart. This is because students were allowed to mark more than one response for ethnic origin as opposed to being allowed to mark only one response. The bars represent the percent of students who marked each of the ethnic categories.

Questions regarding the information found in this report can be directed to:

Pride Surveys

160 Vanderbilt Court
Bowling Green, KY 42103
1-800-279-6361
www.pridesurveys.com

Grade Chart

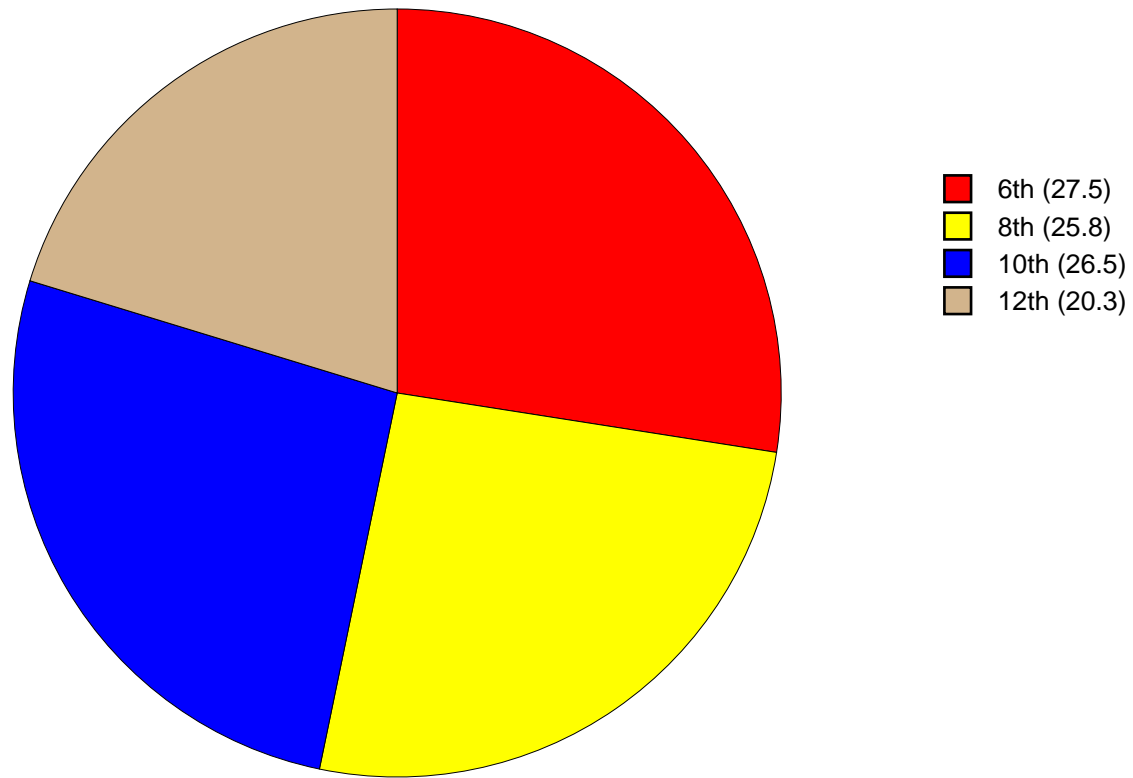


Figure 1: Grade Chart

Gender Chart

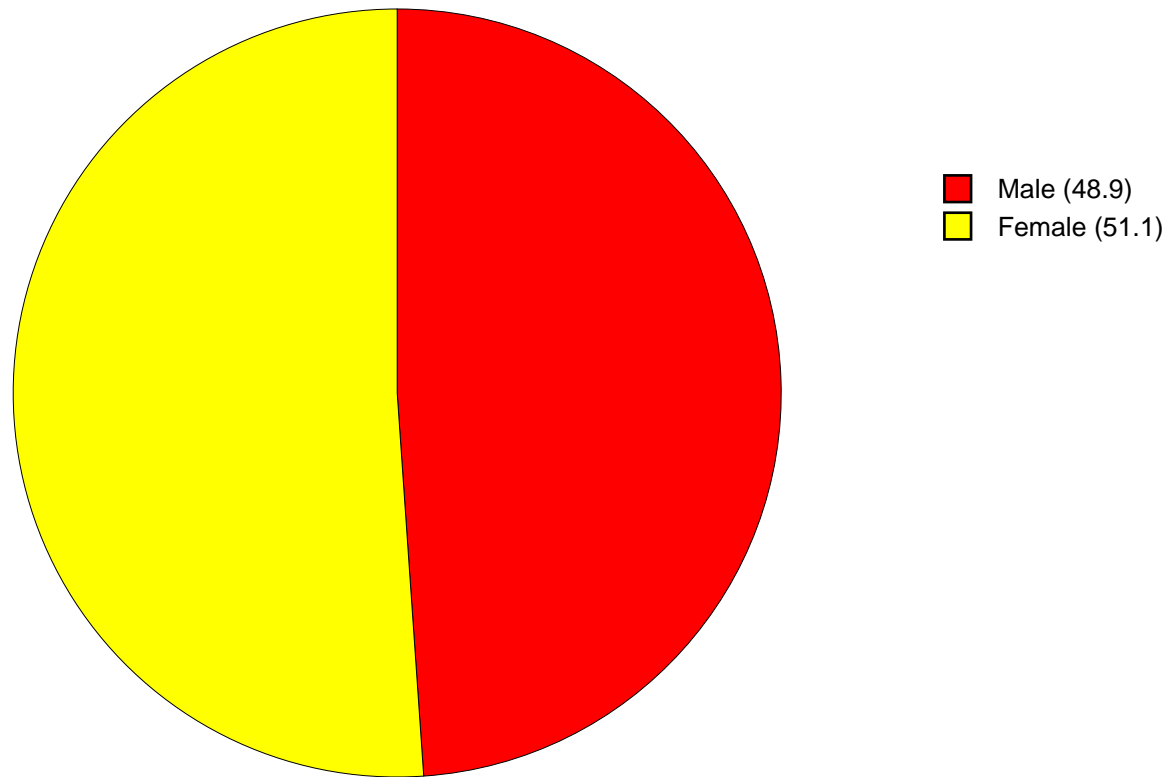


Figure 2: Gender Chart

Age Chart

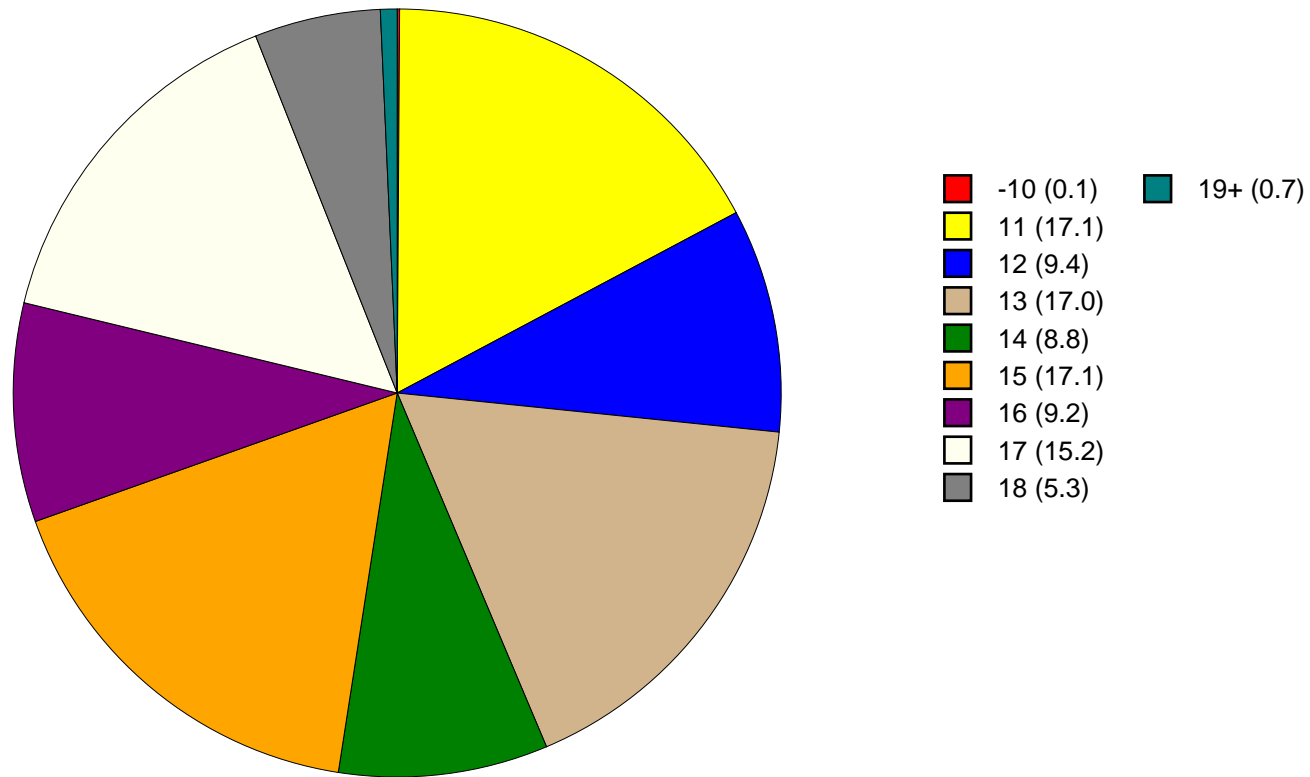


Figure 3: Age Chart

Ethnic Origin Chart

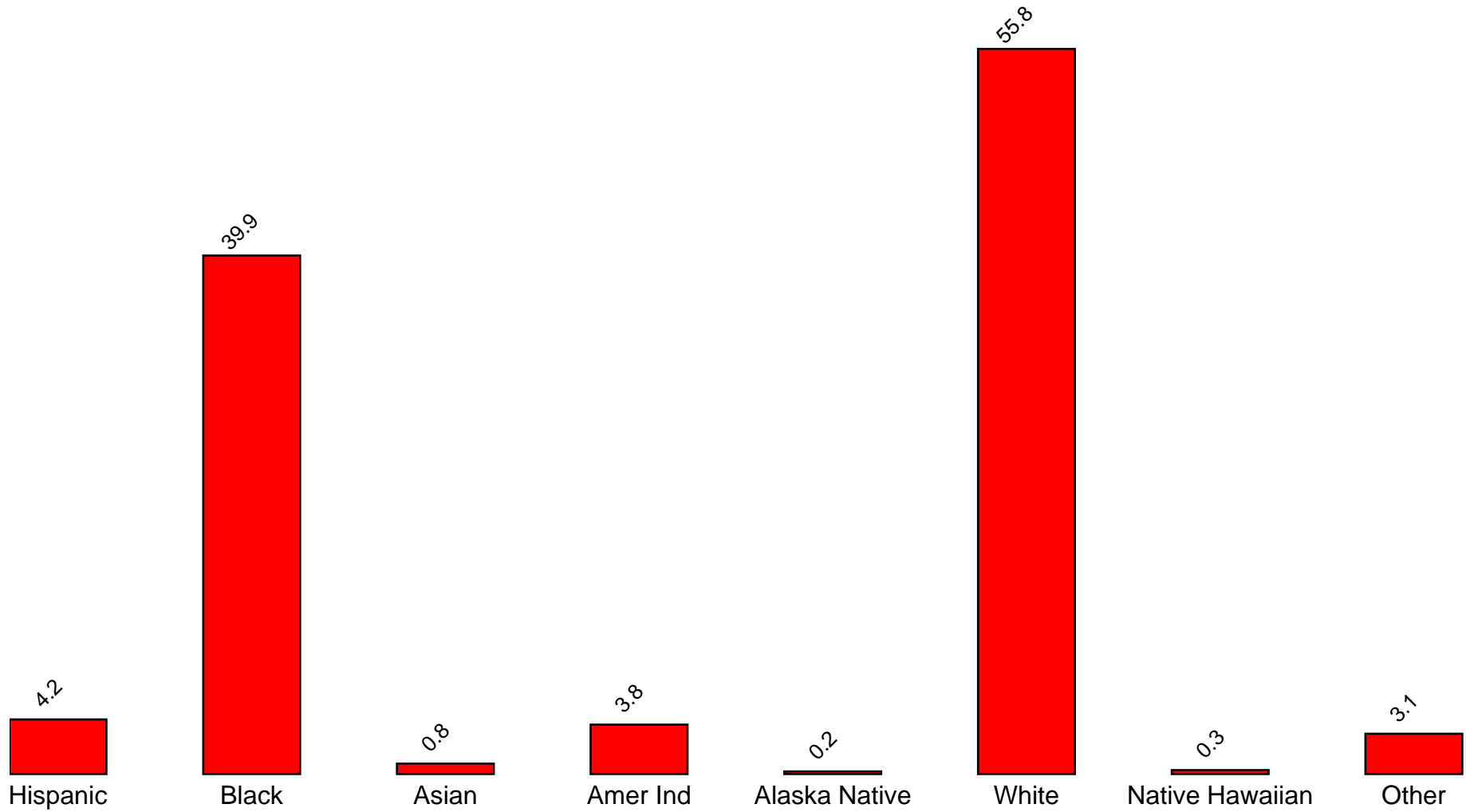


Figure 4: Ethnic Origin Chart

2 PERCENTAGE TABLES

The following tables contain frequency distribution detailing how your students responded to each question on the survey. The tables appear in the same order as the questions on the survey. The tables include breakdowns by grade level as well as overall percentages. The *N of Valid* row is a frequency count of the number of valid responses to each question for each grade and overall. The *N of Miss* row is a frequency count of the number of invalid (marked more than one response) or missing (i.e. did not respond) responses to each question for each grade and overall.

For the questions that allowed more than one response (i.e. race, live with, etc.) each response becomes a separate table. If a student did not mark the response, that was counted as a NO response, and if they did mark the response, that was counted as a YES response. Since a non response is a valid response for these questions, the *N of Miss* will always be zero for these questions.

Table 1: Sex



Response	6	8	10	12	Total	
Male	49.6	50.6	48.5	46.5	48.9	
Female	50.4	49.4	51.5	53.5	51.1	
N of Valid	883	828	853	656	3220	
N of Miss	11	10	8	3	32	

Table 2: Age











Response	6	8	10	12	Total	
10 or younger	0.2	0.0	0.0	0.0	0.1	
11	62.4	0.0	0.0	0.0	17.1	
12	34.0	0.4	0.0	0.0	9.4	
13	3.4	62.4	0.0	0.0	17.0	
14	0.0	34.0	0.1	0.0	8.8	
15	0.0	2.8	61.9	0.0	17.1	
16	0.0	0.5	34.2	0.3	9.2	
17	0.0	0.0	3.7	70.1	15.2	
18	0.0	0.0	0.0	26.3	5.3	
19 or older	0.0	0.0	0.0	3.3	0.7	
N of Valid	890	835	856	659	3240	
N of Miss	4	3	5	0	12	

Table 3: Are you Hispanic or Latino?



Response	6	8	10	12	Total	
No	95.8	94.4	96.3	96.7	95.8	
Yes	4.2	5.6	3.7	3.3	4.2	
N of Valid	837	815	837	644	3133	
N of Miss	57	23	24	15	119	

Table 4: What is your race? Black or African American



Response	6	8	10	12	Total	
No	59.5	62.3	58.1	61.0	60.1	
Yes	40.5	37.7	41.9	39.0	39.9	
N of Valid	894	838	861	659	3252	
N of Miss	0	0	0	0	0	

Table 5: What is your race? Asian



Response	6	8	10	12	Total	
No	99.3	99.3	99.2	99.1	99.2	
Yes	0.7	0.7	0.8	0.9	0.8	
N of Valid	894	838	861	659	3252	
N of Miss	0	0	0	0	0	

Table 6: What is your race? American Indian



Response	6	8	10	12	Total	
No	94.5	96.7	97.0	97.1	96.2	
Yes	5.5	3.3	3.0	2.9	3.8	
N of Valid	894	838	861	659	3252	
N of Miss	0	0	0	0	0	

Table 7: What is your race? Alaska Native



Response	6	8	10	12	Total	
No	99.8	99.9	99.8	99.8	99.8	
Yes	0.2	0.1	0.2	0.2	0.2	
N of Valid	894	838	861	659	3252	
N of Miss	0	0	0	0	0	

Table 8: What is your race? White



Response	6	8	10	12	Total	
No	47.7	41.5	44.9	41.9	44.2	
Yes	52.3	58.5	55.1	58.1	55.8	
N of Valid	894	838	861	659	3252	
N of Miss	0	0	0	0	0	

Table 9: What is your race? Native Hawaiian or Other Pacific Islander



Response	6	8	10	12	Total	
No	99.9	99.4	99.8	99.8	99.7	
Yes	0.1	0.6	0.2	0.2	0.3	
N of Valid	894	838	861	659	3252	
N of Miss	0	0	0	0	0	

Table 10: What is your race? Other



Response	6	8	10	12	Total	
No	96.9	95.9	97.2	97.7	96.9	
Yes	3.1	4.1	2.8	2.3	3.1	
N of Valid	894	838	861	659	3252	
N of Miss	0	0	0	0	0	

Table 11: What is the highest level of schooling completed by your mother or father?









Response	6	8	10	12	Total	
Completed grade school or less	2.3	1.0	1.2	0.6	1.3	
Some high school	2.8	5.7	7.9	8.9	6.2	
Completed high school	14.4	21.1	23.0	26.5	20.9	
Some college	12.6	16.2	20.9	20.0	17.3	
Completed college	25.6	23.6	24.2	27.1	25.0	
Graduate or professional school after college	9.3	8.8	10.4	8.6	9.3	
Don't know	31.7	22.0	11.8	7.4	18.9	
Does not apply	1.4	1.6	0.7	0.9	1.2	
N of Valid	843	826	848	650	3167	
N of Miss	29	5	5	5	44	

Table 12: Think of where you live most of the time. Which of the following people live there with you? Mother



Response	6	8	10	12	Total	
No	14.9	16.0	19.0	19.4	17.2	
Yes	85.1	84.0	81.0	80.6	82.8	
N of Valid	894	838	861	659	3252	
N of Miss	0	0	0	0	0	

Table 13: Think of where you live most of the time. Which of the following people live there with you? Stepmother



Response	6	8	10	12	Total	
No	95.1	93.7	93.5	95.0	94.3	
Yes	4.9	6.3	6.5	5.0	5.7	
N of Valid	894	838	861	659	3252	
N of Miss	0	0	0	0	0	

Table 14: Think of where you live most of the time. Which of the following people live there with you? Foster Mother



Response	6	8	10	12	Total	
No	99.8	99.6	99.8	99.8	99.8	
Yes	0.2	0.4	0.2	0.2	0.2	
N of Valid	894	838	861	659	3252	
N of Miss	0	0	0	0	0	

Table 15: Think of where you live most of the time. Which of the following people live there with you? Grandmother



Response	6	8	10	12	Total	
No	82.2	87.5	87.3	90.0	86.5	
Yes	17.8	12.5	12.7	10.0	13.5	
N of Valid	894	838	861	659	3252	
N of Miss	0	0	0	0	0	

Table 16: Think of where you live most of the time. Which of the following people live there with you? Aunt



Response	6	8	10	12	Total	
No	95.0	95.1	96.1	96.7	95.6	
Yes	5.0	4.9	3.9	3.3	4.4	
N of Valid	894	838	861	659	3252	
N of Miss	0	0	0	0	0	

Table 17: Think of where you live most of the time. Which of the following people live there with you? Father



Response	6	8	10	12	Total	
No	48.5	51.0	52.7	49.3	50.4	
Yes	51.5	49.0	47.3	50.7	49.6	
N of Valid	894	838	861	659	3252	
N of Miss	0	0	0	0	0	

Table 18: Think of where you live most of the time. Which of the following people live there with you? Stepfather



Response	6	8	10	12	Total	
No	85.1	83.2	84.4	85.6	84.5	
Yes	14.9	16.8	15.6	14.4	15.5	
N of Valid	894	838	861	659	3252	
N of Miss	0	0	0	0	0	

Table 19: Think of where you live most of the time. Which of the following people live there with you? Foster Father



Response	6	8	10	12	Total	
No	99.7	99.8	99.5	100.0	99.7	
Yes	0.3	0.2	0.5	0.0	0.3	
N of Valid	894	838	861	659	3252	
N of Miss	0	0	0	0	0	

Table 20: Think of where you live most of the time. Which of the following people live there with you? Grandfather



Response	6	8	10	12	Total	
No	90.6	93.0	94.0	94.2	92.8	
Yes	9.4	7.0	6.0	5.8	7.2	
N of Valid	894	838	861	659	3252	
N of Miss	0	0	0	0	0	

Table 21: Think of where you live most of the time. Which of the following people live there with you? Uncle



Response	6	8	10	12	Total	
No	96.4	95.5	96.7	97.6	96.5	
Yes	3.6	4.5	3.3	2.4	3.5	
N of Valid	894	838	861	659	3252	
N of Miss	0	0	0	0	0	

Table 22: Think of where you live most of the time. Which of the following people live there with you? Other Adults



Response	6	8	10	12	Total	
No	98.3	98.8	98.4	98.0	98.4	
Yes	1.7	1.2	1.6	2.0	1.6	
N of Valid	894	838	861	659	3252	
N of Miss	0	0	0	0	0	

Table 23: Think of where you live most of the time. Which of the following people live there with you? Brother(s)



Response	6	8	10	12	Total	
No	58.2	58.5	64.0	63.4	60.9	
Yes	41.8	41.5	36.0	36.6	39.1	
N of Valid	894	838	861	659	3252	
N of Miss	0	0	0	0	0	

Table 24: Think of where you live most of the time. Which of the following people live there with you? Stepbrother(s)



Response	6	8	10	12	Total	
No	95.9	96.1	96.9	96.8	96.4	
Yes	4.1	3.9	3.1	3.2	3.6	
N of Valid	894	838	861	659	3252	
N of Miss	0	0	0	0	0	

Table 25: Think of where you live most of the time. Which of the following people live there with you? Sister(s)



Response	6	8	10	12	Total	
No	58.3	61.5	65.3	64.5	62.2	
Yes	41.7	38.5	34.7	35.5	37.8	
N of Valid	894	838	861	659	3252	
N of Miss	0	0	0	0	0	

Table 26: Think of where you live most of the time. Which of the following people live there with you? Stepsister(s)



Response	6	8	10	12	Total	
No	96.6	97.3	97.2	97.6	97.1	
Yes	3.4	2.7	2.8	2.4	2.9	
N of Valid	894	838	861	659	3252	
N of Miss	0	0	0	0	0	

Table 27: Think of where you live most of the time. Which of the following people live there with you? Other Children



Response	6	8	10	12	Total	
No	96.6	95.3	95.8	93.9	95.5	
Yes	3.4	4.7	4.2	6.1	4.5	
N of Valid	894	838	861	659	3252	
N of Miss	0	0	0	0	0	

Table 28: In my school, students have lots of chances to help decide things like class activities and rules.





Response	6	8	10	12	Total	
NO!	24.9	23.0	22.2	22.9	23.3	
no	38.4	37.4	35.0	33.9	36.3	
yes	27.7	32.7	35.5	34.3	32.4	
YES!	9.1	6.8	7.3	8.9	8.0	
N of Valid	860	834	854	654	3202	
N of Miss	34	3	7	5	49	

Table 29: Teachers ask me to work on special classroom projects.





Response	6	8	10	12	Total	
NO!	14.0	11.1	10.3	9.5	11.3	
no	32.3	33.3	37.1	38.7	35.1	
yes	42.5	43.3	44.0	41.5	42.9	
YES!	11.3	12.4	8.5	10.4	10.7	
N of Valid	871	830	854	656	3211	
N of Miss	22	6	7	3	38	

Table 30: My teacher(s) notices when I am doing a good job and lets me know about it.

Response	6	8	10	12	Total
NO!	5.5	7.1	6.7	4.9	6.1
no	13.4	18.3	18.8	18.9	17.2
yes	46.3	45.7	50.9	56.5	49.4
YES!	34.8	28.9	23.7	19.7	27.2
N of Valid	871	831	853	651	3206
N of Miss	22	5	8	8	43

Table 31: There are lots of chances for students in my school to get involved in sports, clubs, and other school activities outside of class.

Response	6	8	10	12	Total
NO!	7.8	2.4	1.6	2.3	3.6
no	16.3	4.9	6.0	6.0	8.5
yes	38.6	38.1	39.6	40.8	39.2
YES!	37.3	54.6	52.8	50.9	48.7
N of Valid	871	833	854	654	3212
N of Miss	22	5	7	5	39

Table 32: There are lots of chances for students in my school to talk with a teacher one-on-one.

Response	6	8	10	12	Total
NO!	7.1	5.3	4.6	5.1	5.5
no	17.7	19.6	24.0	21.1	20.6
yes	43.6	47.8	50.1	50.4	47.8
YES!	31.6	27.3	21.4	23.4	26.1
N of Valid	862	831	855	653	3201
N of Miss	31	6	6	6	49

Table 33: I feel safe at my school.





Response	6	8	10	12	Total	
NO!	12.1	12.9	13.2	10.5	12.3	
no	14.0	16.8	19.4	16.8	16.7	
yes	40.3	48.5	49.2	50.5	46.9	
YES!	33.6	21.8	18.2	22.3	24.1	
N of Valid	870	831	850	656	3207	
N of Miss	22	6	10	3	41	

Table 34: The school lets my parents know when I have done something well.





Response	6	8	10	12	Total	
NO!	16.5	18.5	21.9	21.4	19.5	
no	31.0	35.1	45.3	42.4	38.2	
yes	34.3	32.9	25.1	29.4	30.5	
YES!	18.2	13.4	7.8	6.9	11.9	
N of Valid	862	826	850	654	3192	
N of Miss	31	10	11	5	57	

Table 35: My teachers praise me when I work hard in school.





Response	6	8	10	12	Total	
NO!	19.1	19.0	16.0	13.3	17.1	
no	30.8	33.2	38.4	37.4	34.8	
yes	33.2	37.7	37.6	41.1	37.2	
YES!	16.9	10.1	8.0	8.1	11.0	
N of Valid	859	825	850	652	3186	
N of Miss	35	12	10	7	64	

Table 36: Are your school grades better than the grades of most students in your class?





Response	6	8	10	12	Total	
NO!	8.1	8.2	7.1	4.9	7.2	
no	27.9	29.2	30.2	22.6	27.8	
yes	43.4	46.0	46.4	51.9	46.6	
YES!	20.6	16.6	16.3	20.6	18.4	
N of Valid	868	829	855	655	3207	
N of Miss	22	9	5	4	40	

Table 37: I have lots of chances to be part of class discussions or activities.





Response	6	8	10	12	Total	
NO!	7.7	3.8	4.1	3.7	4.9	
no	18.6	17.3	16.5	13.6	16.7	
yes	46.5	54.7	58.9	62.8	55.3	
YES!	27.2	24.1	20.6	19.9	23.1	
N of Valid	871	833	856	654	3214	
N of Miss	23	5	5	5	38	

Table 38: Now thinking back over the past year in school, how often did you: enjoy being in school?






Response	6	8	10	12	Total	
Never	12.4	9.8	9.3	7.5	9.9	
Seldom	7.4	12.3	15.9	13.9	12.3	
Sometimes	42.7	42.9	44.8	45.4	43.9	
Often	22.2	22.7	20.5	24.1	22.3	
Almost always	15.4	12.2	9.5	9.1	11.7	
N of Valid	866	827	853	656	3202	
N of Miss	25	11	8	3	47	

Table 39: Now thinking back over the past year in school, how often did you: hate being in school?

Response	6	8	10	12	Total	
Never	15.7	8.0	5.0	5.0	8.7	
Seldom	19.1	22.1	18.4	22.4	20.4	
Sometimes	36.2	36.2	38.7	37.7	37.2	
Often	13.5	20.3	22.6	22.1	19.4	
Almost always	15.5	13.5	15.2	12.8	14.4	
N of Valid	862	824	853	656	3195	
N of Miss	27	12	8	3	50	

Table 40: Now thinking back over the past year in school, how often did you: try to do your best work in school?

Response	6	8	10	12	Total	
Never	0.3	0.4	0.6	0.3	0.4	
Seldom	0.9	2.0	2.8	2.8	2.1	
Sometimes	5.8	11.7	13.5	17.0	11.7	
Often	17.1	28.6	35.8	35.2	28.8	
Almost always	75.8	57.4	47.3	44.8	57.1	
N of Valid	859	819	850	654	3182	
N of Miss	35	18	10	5	68	

Table 41: How often do you feel that the school work you are assigned is meaningful and important?

Response	6	8	10	12	Total	
Never	5.7	6.9	6.2	6.1	6.2	
Seldom	7.2	14.3	17.8	15.2	13.5	
Sometimes	25.0	29.1	35.7	38.7	31.7	
Often	32.1	29.5	26.9	25.2	28.6	
Almost always	30.1	20.2	13.5	14.9	20.0	
N of Valid	861	825	844	652	3182	
N of Miss	33	12	17	7	69	

Table 42: Putting them all together, what were your grades like last year?

Response	6	8	10	12	Total	
Mostly F's	2.0	2.4	1.3	0.3	1.6	
Mostly D's	2.5	6.3	6.7	3.5	4.8	
Mostly C's	16.1	25.8	30.8	26.9	24.8	
Mostly B's	37.7	37.0	38.1	40.0	38.1	
Mostly A's	41.6	28.4	23.0	29.3	30.7	
N of Valid	832	805	834	648	3119	
N of Miss	12	5	7	3	27	

Table 43: How important do you think the things you are learning in school are going to be for your later life?

Response	6	8	10	12	Total	
Very important	60.9	43.0	27.9	24.3	40.0	
Quite important	22.4	25.6	26.7	28.4	25.6	
Fairly important	10.5	21.1	27.8	28.9	21.6	
Slightly important	4.4	8.7	14.6	16.2	10.6	
Not at all important	1.8	1.6	3.0	2.1	2.2	
N of Valid	870	828	854	654	3206	
N of Miss	24	9	7	4	44	

Table 44: How interesting are most of your courses to you?

Response	6	8	10	12	Total	
Very interesting and stimulating	19.0	11.6	7.6	7.5	11.7	
Quite interesting	29.8	27.7	21.8	22.6	25.6	
Fairly interesting	31.3	36.1	39.3	43.8	37.2	
Slightly dull	12.4	15.5	20.6	19.7	16.9	
Very dull	7.5	9.0	10.8	6.4	8.6	
N of Valid	863	830	855	655	3203	
N of Miss	30	8	5	4	47	

Table 45: During the LAST FOUR WEEKS how many whole days of school have you missed because you skipped or 'cut'?








Response	6	8	10	12	Total	
None	73.0	78.6	77.9	74.6	76.1	
1	10.8	8.3	7.7	8.4	8.8	
2	5.6	4.5	5.3	7.3	5.6	
3	4.9	4.5	3.9	3.2	4.2	
4-5	4.0	2.6	3.3	4.4	3.5	
6-10	1.0	1.0	1.3	1.4	1.1	
11 or more	0.8	0.6	0.7	0.6	0.7	
N of Valid	882	831	856	654	3223	
N of Miss	12	7	5	5	29	

Table 46: What are the chances you would be seen as cool if you: smoked cigarettes?






Response	6	8	10	12	Total	
No or very little chance	86.0	70.2	59.3	56.6	68.8	
Little chance	6.0	12.5	16.6	22.0	13.8	
Some chance	3.5	8.1	13.6	14.0	9.5	
Pretty good chance	2.7	6.2	7.1	4.3	5.1	
Very good chance	1.7	3.0	3.4	3.1	2.8	
N of Valid	860	826	851	650	3187	
N of Miss	27	10	8	8	53	

Table 47: What are the chances you would be seen as cool if you: worked hard at school?






Response	6	8	10	12	Total	
No or very little chance	9.0	8.5	10.1	9.9	9.3	
Little chance	8.6	13.4	16.3	17.6	13.7	
Some chance	13.0	19.7	26.1	25.3	20.7	
Pretty good chance	19.4	25.5	25.0	27.3	24.1	
Very good chance	49.9	32.8	22.5	19.9	32.1	
N of Valid	869	826	852	648	3195	
N of Miss	23	12	8	10	53	

Table 48: What are the chances you would be seen as cool if you: began drinking alcoholic beverages regularly, that is, at least once or twice a month?


Response	6	8	10	12	Total	
No or very little chance	80.4	61.4	41.8	41.1	57.2	
Little chance	9.7	14.0	14.8	17.1	13.7	
Some chance	4.3	9.9	18.5	17.5	12.2	
Pretty good chance	3.0	8.2	14.0	16.3	10.0	
Very good chance	2.5	6.4	10.9	8.0	6.9	
N of Valid	863	827	852	650	3192	
N of Miss	31	11	9	8	59	

Table 49: What are the chances you would be seen as cool if you: defended someone who was being verbally abused at school?


Response	6	8	10	12	Total	
No or very little chance	19.4	15.3	14.6	12.3	15.6	
Little chance	9.1	13.5	16.9	15.7	13.7	
Some chance	16.3	20.8	25.2	29.5	22.5	
Pretty good chance	22.5	24.2	23.8	25.2	23.8	
Very good chance	32.7	26.3	19.5	17.2	24.3	
N of Valid	854	824	852	650	3180	
N of Miss	37	14	9	9	69	

Table 50: What are the chances you would be seen as cool if you: smoked marijuana?


Response	6	8	10	12	Total	
No or very little chance	89.6	73.3	54.4	50.1	67.9	
Little chance	4.6	6.8	10.4	16.1	9.0	
Some chance	1.8	7.0	12.7	16.1	9.0	
Pretty good chance	1.5	5.3	9.7	8.6	6.1	
Very good chance	2.6	7.6	12.9	9.1	7.9	
N of Valid	856	828	848	651	3183	
N of Miss	37	10	13	8	68	

Table 51: What are the chances you would be seen as cool if you: carried a handgun?






Response	6	8	10	12	Total	
No or very little chance	82.3	71.5	67.3	67.6	72.5	
Little chance	5.7	9.3	12.3	13.1	9.9	
Some chance	4.6	6.6	7.5	9.2	6.8	
Pretty good chance	2.0	5.4	5.6	4.6	4.4	
Very good chance	5.4	7.3	7.2	5.4	6.4	
N of Valid	855	820	851	649	3175	
N of Miss	35	17	9	10	71	

Table 52: What are the chances you would be seen as cool if you: regularly volunteered to do community service?






Response	6	8	10	12	Total	
No or very little chance	29.4	31.3	31.5	21.2	28.8	
Little chance	13.3	20.2	21.8	26.0	20.0	
Some chance	17.4	24.1	23.5	25.2	22.4	
Pretty good chance	18.3	12.5	13.7	16.0	15.1	
Very good chance	21.6	11.9	9.5	11.5	13.8	
N of Valid	847	825	852	650	3174	
N of Miss	46	13	9	9	77	

Table 53: Think of your four best friends (the friends you feel closest to). In the past year (12 months), how many of your best friends have: participated in clubs, organizations or activities at school?






Response	6	8	10	12	Total	
0	21.3	10.9	10.9	8.7	13.2	
1	13.5	9.4	10.6	9.9	10.9	
2	17.5	16.3	19.5	19.0	18.0	
3	16.2	16.6	14.1	15.5	15.6	
4	31.6	46.7	44.8	46.9	42.2	
N of Valid	847	826	850	646	3169	
N of Miss	46	10	9	13	78	

Table 54: Think of your four best friends (the friends you feel closest to). In the past year (12 months), how many of your best friends have: smoked cigarettes?






Response	6	8	10	12	Total	
0	87.0	66.0	58.4	45.8	65.5	
1	7.4	14.8	16.9	17.3	13.9	
2	2.7	9.5	9.3	15.6	8.9	
3	0.9	5.0	6.6	8.0	5.0	
4	2.0	4.8	8.8	13.2	6.8	
N of Valid	853	820	850	646	3169	
N of Miss	39	18	11	13	81	

Table 55: Think of your four best friends (the friends you feel closest to). In the past year (12 months), how many of your best friends have: tried beer, wine or hard liquor (for example, vodka, whiskey, or gin) when their parents didn't know about it?






Response	6	8	10	12	Total	
0	78.4	49.9	31.5	24.9	47.5	
1	10.7	16.2	14.2	12.6	13.5	
2	4.7	11.7	16.7	17.3	12.3	
3	2.2	8.2	10.1	14.0	8.3	
4	4.0	14.0	27.5	31.3	18.4	
N of Valid	851	821	851	643	3166	
N of Miss	42	14	10	16	82	

Table 56: Think of your four best friends (the friends you feel closest to). In the past year (12 months), how many of your best friends have: made a commitment to stay drug-free?






Response	6	8	10	12	Total	
0	13.7	21.3	29.3	31.8	23.5	
1	5.9	10.6	14.1	17.5	11.7	
2	5.9	8.9	12.1	12.6	9.7	
3	9.6	11.9	9.4	7.8	9.8	
4	64.9	47.4	35.0	30.4	45.3	
N of Valid	851	823	849	645	3168	
N of Miss	40	14	11	13	78	

Table 57: Think of your four best friends (the friends you feel closest to). In the past year (12 months), how many of your best friends have: used marijuana?






Response	6	8	10	12	Total	
0	94.2	78.4	61.5	51.5	72.6	
1	3.1	9.2	12.5	14.0	9.4	
2	0.8	5.4	9.3	10.9	6.4	
3	0.4	3.4	6.3	10.6	4.8	
4	1.5	3.7	10.4	13.1	6.8	
N of Valid	840	818	847	643	3148	
N of Miss	51	18	13	15	97	

Table 58: Think of your four best friends (the friends you feel closest to). In the past year (12 months), how many of your best friends have: tried to do well in school?






Response	6	8	10	12	Total	
0	4.7	2.8	3.8	3.9	3.8	
1	3.5	4.8	5.6	4.7	4.6	
2	5.8	10.5	13.4	15.0	10.9	
3	14.2	20.7	18.7	20.4	18.4	
4	71.8	61.2	58.6	56.1	62.3	
N of Valid	851	820	852	642	3165	
N of Miss	39	16	9	16	80	

Table 59: Think of your four best friends (the friends you feel closest to). In the past year (12 months), how many of your best friends have: used LSD, cocaine, amphetamines, or other illegal drugs?






Response	6	8	10	12	Total	
0	97.2	90.9	87.9	86.2	90.8	
1	1.3	4.7	5.9	7.0	4.6	
2	0.5	2.7	3.1	3.9	2.4	
3	0.4	0.9	0.9	0.9	0.8	
4	0.7	0.9	2.2	2.0	1.4	
N of Valid	848	823	850	644	3165	
N of Miss	44	14	10	15	83	

Table 60: Think of your four best friends (the friends you feel closest to). In the past year (12 months), how many of your best friends have: been suspended from school?






Response	6	8	10	12	Total	
0	53.2	46.5	56.9	62.1	54.2	
1	20.7	21.0	18.2	18.3	19.6	
2	11.3	12.3	12.0	10.8	11.7	
3	4.9	6.6	6.6	3.1	5.4	
4	9.9	13.7	6.3	5.7	9.1	
N of Valid	856	820	851	646	3173	
N of Miss	37	17	10	13	77	

Table 61: Think of your four best friends (the friends you feel closest to). In the past year (12 months), how many of your best friends have: liked school?






Response	6	8	10	12	Total	
0	27.1	29.7	35.1	29.9	30.5	
1	13.0	12.6	11.8	13.2	12.6	
2	15.3	21.9	20.2	21.9	19.6	
3	17.5	16.0	15.3	15.5	16.1	
4	27.1	19.8	17.6	19.5	21.1	
N of Valid	852	818	851	645	3166	
N of Miss	39	18	10	14	81	

Table 62: Think of your four best friends (the friends you feel closest to). In the past year (12 months), how many of your best friends have: carried a handgun?






Response	6	8	10	12	Total	
0	93.5	89.4	88.5	86.6	89.7	
1	2.1	4.6	5.4	6.0	4.4	
2	1.6	2.4	2.5	2.5	2.2	
3	0.6	1.0	1.1	1.4	1.0	
4	2.1	2.6	2.6	3.6	2.7	
N of Valid	851	822	849	647	3169	
N of Miss	43	14	12	12	81	

Table 63: Think of your four best friends (the friends you feel closest to). In the past year (12 months), how many of your best friends have: sold illegal drugs?






Response	6	8	10	12	Total	
0	96.8	88.2	82.3	77.4	86.7	
1	1.8	5.6	8.3	12.0	6.6	
2	0.4	2.8	4.8	4.8	3.1	
3	0.2	1.5	1.9	2.2	1.4	
4	0.8	2.0	2.7	3.6	2.2	
N of Valid	842	819	851	642	3154	
N of Miss	52	19	10	17	98	

Table 64: Think of your four best friends (the friends you feel closest to). In the past year (12 months), how many of your best friends have: regularly attended religious services?






Response	6	8	10	12	Total	
0	29.6	16.6	15.7	13.7	19.2	
1	8.2	9.5	9.7	13.5	10.0	
2	12.2	13.2	19.4	22.7	16.6	
3	13.1	18.0	18.4	18.2	16.9	
4	36.9	42.6	36.9	31.9	37.3	
N of Valid	829	817	849	643	3138	
N of Miss	64	18	12	15	109	

Table 65: Think of your four best friends (the friends you feel closest to). In the past year (12 months), how many of your best friends have: stolen or tried to steal a motor vehicle such as a car or motorcycle?






Response	6	8	10	12	Total	
0	92.2	91.8	93.6	94.0	92.8	
1	5.1	4.6	4.1	3.9	4.4	
2	1.5	1.1	1.3	0.8	1.2	
3	0.2	1.2	0.4	0.9	0.7	
4	0.9	1.2	0.7	0.5	0.9	
N of Valid	851	820	853	647	3171	
N of Miss	43	17	8	12	80	

Table 66: Think of your four best friends (the friends you feel closest to). In the past year (12 months), how many of your best friends have: been arrested?






Response	6	8	10	12	Total	
0	91.9	82.6	78.8	81.3	83.8	
1	5.1	9.1	12.3	10.8	9.2	
2	0.8	4.3	4.7	4.5	3.5	
3	0.9	2.3	2.2	1.4	1.7	
4	1.3	1.7	2.0	2.0	1.7	
N of Valid	851	820	852	647	3170	
N of Miss	42	17	9	12	80	

Table 67: Think of your four best friends (the friends you feel closest to). In the past year (12 months), how many of your best friends have: dropped out of school?






Response	6	8	10	12	Total	
0	94.3	92.5	89.7	85.4	90.8	
1	2.7	4.7	6.5	9.6	5.6	
2	0.8	1.8	2.3	3.3	2.0	
3	0.8	0.2	0.4	1.1	0.6	
4	1.4	0.7	1.2	0.6	1.0	
N of Valid	853	822	852	646	3173	
N of Miss	41	15	9	13	78	

Table 68: Think of your four best friends (the friends you feel closest to). In the past year (12 months), how many of your best friends have: been members of a gang?






Response	6	8	10	12	Total	
0	85.3	80.3	77.5	82.0	81.2	
1	7.2	6.5	8.8	6.5	7.3	
2	2.1	4.5	4.5	3.1	3.6	
3	1.4	1.6	2.6	1.9	1.9	
4	4.0	7.1	6.7	6.5	6.0	
N of Valid	849	819	852	646	3166	
N of Miss	44	17	9	13	83	

Table 69: How old were you when you first: smoked marijuana?










Response	6	8	10	12	Total	
Never	98.2	91.0	76.1	65.5	83.8	
10 or younger	0.7	1.5	2.5	2.0	1.6	
11	0.7	1.5	0.7	2.0	1.2	
12	0.3	2.6	2.2	2.3	1.8	
13	0.0	2.8	4.9	3.8	2.8	
14	0.0	0.5	5.9	5.7	2.8	
15	0.1	0.1	6.6	4.3	2.7	
16	0.0	0.0	1.2	8.6	2.1	
17 or older	0.0	0.1	0.0	5.8	1.2	
N of Valid	869	822	853	652	3196	
N of Miss	23	13	8	6	50	

Table 70: How old were you when you first: smoked a cigarette, even just a puff?










Response	6	8	10	12	Total	
Never	86.2	70.1	58.3	49.7	67.1	
10 or younger	9.2	11.0	14.3	11.0	11.4	
11	3.8	5.8	4.9	3.8	4.6	
12	0.7	6.9	4.6	4.3	4.1	
13	0.0	4.6	6.2	6.9	4.3	
14	0.0	1.2	4.6	5.5	2.7	
15	0.0	0.2	5.6	6.4	2.9	
16	0.0	0.1	1.4	7.2	1.9	
17 or older	0.1	0.0	0.0	5.1	1.1	
N of Valid	862	825	851	652	3190	
N of Miss	31	13	8	7	59	

Table 71: How old were you when you first: had more than a sip or two of beer, wine or hard liquor (for example, vodka, whiskey, or gin)?










Response	6	8	10	12	Total	
Never	76.3	54.6	35.6	28.7	50.0	
10 or younger	15.7	13.1	11.7	9.4	12.7	
11	6.6	7.4	4.4	2.9	5.5	
12	1.2	10.1	8.4	4.6	6.1	
13	0.1	11.1	11.6	5.7	7.1	
14	0.0	3.4	13.7	10.1	6.6	
15	0.0	0.2	10.7	15.6	6.1	
16	0.1	0.0	3.5	15.8	4.2	
17 or older	0.0	0.1	0.4	7.2	1.6	
N of Valid	860	823	854	652	3189	
N of Miss	29	12	7	6	54	

Table 72: How old were you when you first: began drinking alcoholic beverages regularly, that is, at least once or twice a month?










Response	6	8	10	12	Total	
Never	96.5	87.9	73.2	65.1	81.6	
10 or younger	1.6	1.8	1.3	1.4	1.5	
11	1.4	1.0	0.9	0.8	1.0	
12	0.3	3.8	2.4	1.4	2.0	
13	0.1	4.0	3.3	1.1	2.2	
14	0.0	1.3	7.9	4.0	3.3	
15	0.0	0.1	8.1	6.4	3.5	
16	0.0	0.1	2.8	13.3	3.5	
17 or older	0.0	0.0	0.1	6.6	1.4	
N of Valid	863	824	851	653	3191	
N of Miss	31	14	9	6	60	

Table 73: How old were you when you first: used phenoxydine (pox, px, breeze)?


Response	6	8	10	12	Total	
Never	100.0	100.0	100.0	100.0	100.0	
10 or younger	0.0	0.0	0.0	0.0	0.0	
11	0.0	0.0	0.0	0.0	0.0	
12	0.0	0.0	0.0	0.0	0.0	
13	0.0	0.0	0.0	0.0	0.0	
14	0.0	0.0	0.0	0.0	0.0	
15	0.0	0.0	0.0	0.0	0.0	
16	0.0	0.0	0.0	0.0	0.0	
17 or older	0.0	0.0	0.0	0.0	0.0	
N of Valid	838	821	847	645	3151	
N of Miss	56	15	10	10	91	

Table 74: How old were you when you first: got suspended from school?










Response	6	8	10	12	Total	
Never	75.0	67.7	65.2	65.8	68.6	
10 or younger	16.7	9.1	8.5	7.2	10.6	
11	6.7	5.0	3.4	3.1	4.6	
12	1.4	7.6	5.0	2.5	4.2	
13	0.1	8.1	6.1	4.9	4.8	
14	0.1	2.2	6.3	5.2	3.3	
15	0.0	0.2	4.6	5.5	2.4	
16	0.0	0.0	0.9	3.8	1.0	
17 or older	0.0	0.0	0.0	2.0	0.4	
N of Valid	855	815	848	652	3170	
N of Miss	34	16	10	7	67	

Table 75: How old were you when you first: got arrested?










Response	6	8	10	12	Total	
Never	97.4	93.7	89.6	90.9	93.0	
10 or younger	0.9	0.7	0.6	0.6	0.7	
11	1.1	0.7	0.7	0.0	0.7	
12	0.5	1.6	0.5	0.5	0.8	
13	0.0	2.4	1.3	0.6	1.1	
14	0.0	0.4	2.4	1.1	0.9	
15	0.0	0.4	3.5	2.0	1.4	
16	0.0	0.1	1.2	2.3	0.8	
17 or older	0.1	0.0	0.2	2.0	0.5	
N of Valid	856	819	848	650	3173	
N of Miss	36	16	11	9	72	

Table 76: How old were you when you first: carried a handgun?










Response	6	8	10	12	Total	
Never	94.7	92.6	90.9	91.4	92.5	
10 or younger	2.0	2.1	2.4	1.2	2.0	
11	2.3	1.0	0.1	0.2	0.9	
12	0.6	2.1	0.5	0.3	0.9	
13	0.2	1.3	1.2	1.5	1.0	
14	0.0	0.6	1.4	0.6	0.7	
15	0.0	0.2	2.0	0.9	0.8	
16	0.0	0.0	1.4	2.2	0.8	
17 or older	0.1	0.0	0.1	1.7	0.4	
N of Valid	854	816	850	650	3170	
N of Miss	39	20	10	9	78	

Table 77: How old were you when you first: attacked someone with the idea of seriously hurting them?


Response	6	8	10	12	Total	
Never	80.9	75.5	72.2	76.7	76.3	
10 or younger	10.9	7.0	6.3	4.3	7.3	
11	6.1	5.1	3.2	0.8	4.0	
12	1.9	4.3	3.2	1.5	2.8	
13	0.2	6.0	3.5	3.4	3.2	
14	0.0	1.5	4.5	2.5	2.1	
15	0.0	0.6	5.6	2.9	2.3	
16	0.0	0.1	1.5	5.1	1.5	
17 or older	0.1	0.0	0.0	2.9	0.6	
N of Valid	857	819	851	651	3178	
N of Miss	33	17	9	7	66	

Table 78: How old were you when you first: belonged to a gang?


Response	6	8	10	12	Total	
Never	94.3	92.2	90.6	91.3	92.2	
10 or younger	2.2	1.7	2.0	1.8	1.9	
11	2.3	1.3	0.7	0.2	1.2	
12	0.8	1.1	1.8	0.2	1.0	
13	0.3	1.8	1.2	2.0	1.3	
14	0.0	1.5	1.3	1.2	1.0	
15	0.0	0.4	1.5	1.2	0.8	
16	0.0	0.0	0.9	0.9	0.4	
17 or older	0.0	0.0	0.0	1.2	0.3	
N of Valid	863	821	853	652	3189	
N of Miss	30	15	7	6	58	

Table 79: How wrong do you think it is for someone your age to: take a handgun to school?





Response	6	8	10	12	Total	
Very wrong	90.8	85.8	83.1	86.5	86.6	
Wrong	6.9	10.5	12.4	9.7	9.9	
A little bit wrong	1.8	3.0	3.8	2.6	2.8	
Not wrong at all	0.5	0.7	0.7	1.2	0.7	
N of Valid	870	831	853	652	3206	
N of Miss	23	7	8	7	45	

Table 80: How wrong do you think it is for someone your age to: steal anything worth more than \$5?





Response	6	8	10	12	Total	
Very wrong	66.0	56.7	54.8	64.5	60.3	
Wrong	24.5	29.8	32.6	24.8	28.1	
A little bit wrong	7.2	11.3	10.2	8.6	9.4	
Not wrong at all	2.3	2.2	2.4	2.2	2.3	
N of Valid	864	830	850	650	3194	
N of Miss	28	8	11	8	55	

Table 81: How wrong do you think it is for someone your age to: pick a fight with someone?





Response	6	8	10	12	Total	
Very wrong	51.6	39.5	39.1	44.7	43.7	
Wrong	29.2	31.2	32.7	31.6	31.1	
A little bit wrong	14.3	20.7	22.2	18.6	18.9	
Not wrong at all	4.9	8.6	6.0	5.1	6.2	
N of Valid	862	825	845	651	3183	
N of Miss	31	13	16	8	68	

Table 82: How wrong do you think it is for someone your age to: attack someone with the idea of seriously hurting them?





Response	6	8	10	12	Total	
Very wrong	77.5	63.0	57.4	60.3	64.9	
Wrong	14.2	20.7	24.8	23.2	20.5	
A little bit wrong	5.5	12.0	13.2	12.0	10.5	
Not wrong at all	2.8	4.3	4.6	4.5	4.0	
N of Valid	867	828	850	650	3195	
N of Miss	27	9	11	9	56	

Table 83: How wrong do you think it is for someone your age to: stay away from school all day when their parents think they are at school?





Response	6	8	10	12	Total	
Very wrong	81.7	62.5	49.5	47.1	61.1	
Wrong	12.1	23.4	33.0	31.0	24.4	
A little bit wrong	4.4	9.1	12.2	16.9	10.2	
Not wrong at all	1.8	5.1	5.3	5.1	4.3	
N of Valid	867	826	849	652	3194	
N of Miss	27	10	11	7	55	

Table 84: How wrong do you think it is for someone your age to: drink beer, wine or hard liquor (for example, vodka, whiskey, or gin) regularly?





Response	6	8	10	12	Total	
Very wrong	86.1	62.9	42.5	37.3	58.5	
Wrong	8.8	18.9	21.7	22.2	17.6	
A little bit wrong	3.7	10.7	23.2	26.7	15.4	
Not wrong at all	1.5	7.5	12.6	13.9	8.5	
N of Valid	868	830	852	649	3199	
N of Miss	26	8	9	10	53	

Table 85: How wrong do you think it is for someone your age to: smoke cigarettes?

Response	6	8	10	12	Total	
Very wrong	86.2	70.1	54.1	45.7	65.2	
Wrong	10.4	16.2	20.9	21.0	16.9	
A little bit wrong	2.2	7.4	14.9	19.3	10.4	
Not wrong at all	1.3	6.3	10.1	14.0	7.5	
N of Valid	867	827	851	652	3197	
N of Miss	27	11	10	7	55	

Table 86: How wrong do you think it is for someone your age to: smoke marijuana?

Response	6	8	10	12	Total	
Very wrong	94.3	79.0	65.5	58.4	75.4	
Wrong	3.8	12.2	12.3	15.8	10.7	
A little bit wrong	0.9	4.5	11.1	11.7	6.8	
Not wrong at all	0.9	4.3	11.0	14.1	7.2	
N of Valid	864	830	853	652	3199	
N of Miss	30	8	8	7	53	

Table 87: How wrong do you think it is for someone your age to: use LSD, cocaine, amphetamines or another illegal drug?

Response	6	8	10	12	Total	
Very wrong	96.4	91.2	90.7	87.4	91.7	
Wrong	2.9	5.7	5.8	7.8	5.4	
A little bit wrong	0.2	1.8	1.6	2.0	1.4	
Not wrong at all	0.5	1.3	1.9	2.8	1.5	
N of Valid	868	830	852	652	3202	
N of Miss	26	8	9	7	50	

Table 88: At school during the past 12 months, did you receive help from the resource teacher, speech therapist or other special education teacher?



Response	6	8	10	12	Total	
No	76.9	87.3	89.6	94.0	86.5	
Yes	23.1	12.7	10.4	6.0	13.5	
N of Valid	813	787	816	630	3046	
N of Miss	81	51	45	29	206	

Table 89: How many times in the past year (12 months) have you: been suspended from school?









Response	6	8	10	12	Total	
Never	79.9	75.1	83.4	86.8	81.0	
1 to 2 times	14.7	18.0	13.6	10.4	14.4	
3 to 5 times	3.3	3.7	2.4	1.8	2.9	
6 to 9 times	0.8	1.8	0.0	0.5	0.8	
10 to 19 times	0.3	0.5	0.4	0.3	0.4	
20 to 29 times	0.3	0.2	0.0	0.0	0.2	
30 to 39 times	0.1	0.1	0.1	0.0	0.1	
40+ times	0.5	0.6	0.1	0.2	0.3	
N of Valid	870	830	850	651	3201	
N of Miss	23	8	11	8	50	

Table 90: How many times in the past year (12 months) have you: carried a handgun?









Response	6	8	10	12	Total	
Never	94.8	92.9	92.8	93.5	93.5	
1 to 2 times	2.8	3.6	2.8	2.2	2.9	
3 to 5 times	0.9	0.5	0.8	0.9	0.8	
6 to 9 times	0.7	1.2	0.9	0.9	0.9	
10 to 19 times	0.2	0.1	0.8	0.5	0.4	
20 to 29 times	0.0	0.4	0.4	0.2	0.2	
30 to 39 times	0.0	0.1	0.4	0.0	0.1	
40+ times	0.6	1.2	1.1	1.8	1.1	
N of Valid	867	828	850	651	3196	
N of Miss	27	10	11	8	56	

Table 91: How many times in the past year (12 months) have you: sold illegal drugs?

Response	6	8	10	12	Total	
Never	99.3	97.4	93.7	92.0	95.8	
1 to 2 times	0.3	1.1	2.1	2.8	1.5	
3 to 5 times	0.2	0.4	1.1	0.6	0.6	
6 to 9 times	0.0	0.1	1.1	1.1	0.5	
10 to 19 times	0.0	0.1	0.4	0.8	0.3	
20 to 29 times	0.0	0.0	0.1	0.9	0.2	
30 to 39 times	0.1	0.0	0.2	0.2	0.1	
40+ times	0.0	0.9	1.3	1.7	0.9	
N of Valid	859	819	840	652	3170	
N of Miss	34	18	21	7	80	

Table 92: How many times in the past year (12 months) have you: stolen or tried to steal a motor vehicle such as a car or motorcycle?

Response	6	8	10	12	Total	
Never	98.4	97.0	97.4	98.6	97.8	
1 to 2 times	1.0	1.9	1.4	0.8	1.3	
3 to 5 times	0.5	0.5	0.5	0.5	0.5	
6 to 9 times	0.0	0.1	0.1	0.2	0.1	
10 to 19 times	0.0	0.0	0.2	0.0	0.1	
20 to 29 times	0.0	0.1	0.1	0.0	0.1	
30 to 39 times	0.1	0.0	0.0	0.0	0.0	
40+ times	0.0	0.4	0.2	0.0	0.2	
N of Valid	865	828	850	647	3190	
N of Miss	29	10	10	12	61	

Table 93: How many times in the past year (12 months) have you: participated in clubs, organizations or activities at school?









Response	6	8	10	12	Total	
Never	25.9	18.4	19.2	18.2	20.6	
1 to 2 times	30.6	23.6	19.3	17.5	23.1	
3 to 5 times	20.4	18.0	15.8	16.5	17.7	
6 to 9 times	8.1	9.7	10.4	9.4	9.4	
10 to 19 times	4.4	9.2	8.7	9.5	7.9	
20 to 29 times	3.1	4.9	5.8	6.3	4.9	
30 to 39 times	1.0	1.9	2.8	1.8	1.9	
40+ times	6.5	14.2	17.9	20.8	14.4	
N of Valid	864	822	848	650	3184	
N of Miss	29	15	12	9	65	

Table 94: How many times in the past year (12 months) have you: been arrested?








Response	6	8	10	12	Total	
Never	97.7	94.0	93.5	94.6	95.0	
1 to 2 times	1.5	4.6	5.3	4.2	3.9	
3 to 5 times	0.5	0.7	0.7	0.8	0.7	
6 to 9 times	0.1	0.2	0.1	0.2	0.2	
10 to 19 times	0.1	0.1	0.0	0.0	0.1	
20 to 29 times	0.0	0.0	0.2	0.2	0.1	
30 to 39 times	0.0	0.0	0.0	0.2	0.0	
40+ times	0.1	0.4	0.1	0.0	0.2	
N of Valid	864	828	849	649	3190	
N of Miss	28	10	11	9	58	

Table 95: How many times in the past year (12 months) have you: done extra work on your own for school?









Response	6	8	10	12	Total	
Never	29.7	34.4	28.7	29.3	30.6	
1 to 2 times	28.1	24.7	23.6	20.6	24.5	
3 to 5 times	16.0	14.6	15.9	14.6	15.3	
6 to 9 times	10.0	9.2	11.4	11.7	10.5	
10 to 19 times	5.7	5.4	9.9	9.2	7.5	
20 to 29 times	2.9	3.1	3.9	5.7	3.8	
30 to 39 times	0.9	1.9	1.4	1.5	1.4	
40+ times	6.6	6.5	5.2	7.2	6.3	
N of Valid	858	826	850	649	3183	
N of Miss	36	12	11	10	69	

Table 96: How many times in the past year (12 months) have you: attacked someone with the idea of seriously hurting them?









Response	6	8	10	12	Total	
Never	83.4	79.0	79.6	82.9	81.1	
1 to 2 times	10.1	13.1	14.4	9.9	12.0	
3 to 5 times	3.0	3.6	3.4	3.2	3.3	
6 to 9 times	1.5	1.3	0.9	1.4	1.3	
10 to 19 times	1.0	0.7	0.7	1.1	0.9	
20 to 29 times	0.2	0.2	0.5	0.3	0.3	
30 to 39 times	0.1	0.1	0.1	0.0	0.1	
40+ times	0.6	1.8	0.4	1.2	1.0	
N of Valid	860	825	849	649	3183	
N of Miss	34	13	12	10	69	

Table 97: How many times in the past year (12 months) have you: been drunk or high at school?









Response	6	8	10	12	Total	
Never	98.4	91.9	86.2	84.3	90.6	
1 to 2 times	0.8	4.0	7.0	6.1	4.4	
3 to 5 times	0.3	1.1	2.2	2.8	1.5	
6 to 9 times	0.1	0.7	1.7	1.5	1.0	
10 to 19 times	0.1	0.6	0.7	1.4	0.7	
20 to 29 times	0.0	0.2	0.8	0.9	0.5	
30 to 39 times	0.0	0.2	0.1	0.3	0.2	
40+ times	0.2	1.2	1.3	2.6	1.3	
N of Valid	858	823	847	651	3179	
N of Miss	34	15	14	8	71	

Table 98: How many times in the past year (12 months) have you: volunteered to do community service?









Response	6	8	10	12	Total	
Never	58.9	59.9	53.1	41.0	54.0	
1 to 2 times	21.7	18.3	18.4	16.0	18.8	
3 to 5 times	8.5	7.6	10.1	15.2	10.1	
6 to 9 times	4.8	5.2	7.9	10.4	6.9	
10 to 19 times	2.2	4.1	3.9	7.1	4.1	
20 to 29 times	1.1	1.9	2.5	3.5	2.2	
30 to 39 times	0.4	0.7	1.8	1.2	1.0	
40+ times	2.5	2.2	2.5	5.5	3.0	
N of Valid	857	826	850	651	3184	
N of Miss	37	11	11	8	67	

Table 99: How many times in the past year (12 months) have you: taken a handgun to school?







Response	6	8	10	12	Total	
Never	99.4	98.3	99.3	98.9	99.0	
1 to 2 times	0.5	0.6	0.4	0.5	0.5	
3 to 5 times	0.0	0.1	0.1	0.2	0.1	
6 to 9 times	0.0	0.1	0.0	0.2	0.1	
10 to 19 times	0.0	0.0	0.1	0.2	0.1	
20 to 29 times	0.0	0.1	0.0	0.0	0.0	
30 to 39 times	0.0	0.0	0.0	0.2	0.0	
40+ times	0.1	0.7	0.1	0.0	0.3	
N of Valid	859	826	850	650	3185	
N of Miss	35	12	11	9	67	

Table 100: Are you currently on probation, or assigned a probation officer with Juvenile Court?



Response	6	8	10	12	Total	
No	96.9	95.4	95.5	97.8	96.3	
Yes	3.1	4.6	4.5	2.2	3.7	
N of Valid	739	747	777	592	2855	
N of Miss	155	91	84	67	397	

Table 101: Have you ever belonged to a gang?






Response	6	8	10	12	Total	
No	91.1	88.3	86.3	88.7	88.6	
No, but would like to	1.2	2.2	2.4	1.1	1.7	
Yes, in the past	4.3	4.4	4.1	3.7	4.1	
Yes, belong now	3.0	4.4	6.7	6.0	5.0	
Yes, but would like to get out	0.5	0.7	0.5	0.6	0.6	
N of Valid	862	824	846	652	3184	
N of Miss	31	14	15	7	67	

Table 102: If you have ever belonged to a gang, did that gang have a name?

Response	6	8	10	12	Total
No	9.0	8.6	10.1	9.5	9.3
Yes	7.7	10.2	11.5	10.6	10.0
I have never belonged to a gang	83.2	81.1	78.4	79.9	80.7
N of Valid	852	811	834	643	3140
N of Miss	40	25	22	11	98

Table 103: How many times have you done the following things? done what feels good no matter what.

Response	6	8	10	12	Total
Never	46.7	35.7	24.2	23.1	33.0
I've done it, but not in the past year	14.7	16.9	14.9	15.1	15.4
Less than once a month	6.5	9.0	12.5	14.5	10.4
About once a month	4.2	7.2	9.9	9.9	7.7
2 or 3 times a month	5.9	7.9	9.7	12.3	8.7
Once a week or more	22.0	23.3	28.8	25.0	24.8
N of Valid	835	815	839	648	3137
N of Miss	56	21	21	11	109

Table 104: How many times have you done the following things? done something dangerous because someone dared you to do it.

Response	6	8	10	12	Total
Never	70.3	55.7	51.5	54.4	58.2
I've done it, but not in the past year	17.8	19.5	21.4	20.0	19.7
Less than once a month	4.4	9.7	12.1	10.6	9.1
About once a month	2.6	4.4	6.9	6.9	5.1
2 or 3 times a month	1.8	3.9	3.7	4.0	3.3
Once a week or more	3.1	6.9	4.4	4.0	4.6
N of Valid	843	817	844	649	3153
N of Miss	50	21	16	10	97

Table 105: How many times have you done the following things? done crazy things even if they are a little dangerous.







Response	6	8	10	12	Total	
Never	58.7	40.3	32.5	34.1	41.9	
I've done it, but not in the past year	21.8	22.9	22.6	19.4	21.8	
Less than once a month	5.6	10.8	14.5	15.9	11.4	
About once a month	2.8	6.2	8.9	11.6	7.1	
2 or 3 times a month	3.3	7.3	9.1	9.1	7.1	
Once a week or more	7.8	12.5	12.4	9.9	10.7	
N of Valid	845	817	842	648	3152	
N of Miss	48	21	17	10	96	

Table 106: You're looking at CD's in a music store with a friend. You look up and see her slip a CD under her coat. She smiles and says 'Which one do you want? Go ahead, take it while nobody's around.' There is nobody in sight, no employees and no other customers. What would you do now?





Response	6	8	10	12	Total	
Ignore her	16.5	18.4	21.2	27.0	20.4	
Grab a CD and leave the store	3.8	8.2	9.9	11.0	8.0	
Tell her to put the CD back	60.8	44.3	33.7	32.5	43.5	
Act like it is a joke, and ask her to put the CD back	19.0	29.1	35.1	29.5	28.1	
N of Valid	849	820	845	647	3161	
N of Miss	41	15	14	11	81	

Table 107: You are visiting another part of town, and you don't know any of the people your age there. You are walking down the street, and some teenager you don't know is walking toward you. He is about your size, and as he is about to pass you, he deliberately bumps into you and you almost lose your balance. What would you say or do?





Response	6	8	10	12	Total	
Push the person back	22.4	20.9	20.5	17.5	20.5	
Say 'Excuse me' and keep on walking	48.4	41.0	41.9	43.1	43.6	
Say 'Watch where you are going' and keep on walking	26.3	29.1	26.4	27.0	27.2	
Swear at the person and walk away	3.0	9.0	11.2	12.5	8.7	
N of Valid	845	820	840	641	3146	
N of Miss	46	15	17	14	92	

Table 108: You are at a party at someone's house, and one of your friends offers you a drink containing alcohol. What would you say or do?

Response	6	8	10	12	Total	
Drink it	5.2	20.8	37.9	40.4	25.2	
Tell your friend, 'No thanks, I don't drink' and suggest that you and your friend go and do something else	46.7	35.5	21.8	22.6	32.2	
Just say, 'No thanks' and walk away	32.1	30.3	33.4	32.0	32.0	
Make up a good excuse, tell your friend you had something else to do, and leave	16.0	13.4	6.9	5.0	10.6	
N of Valid	844	819	841	646	3150	
N of Miss	48	16	17	13	94	

Table 109: It's 8:00 on a weeknight and you are about to go over to a friend's home when your mother asks you where you are going. You say 'Oh, just going to go hang out with some friends.' She says, 'No, you'll just get into trouble if you go out. Stay home tonight.' What would you do now?

Response	6	8	10	12	Total	
Leave the house anyway	4.5	8.2	7.3	9.8	7.3	
Explain what you are going to do with your friends, tell her when you will get home, and ask if you can go out	50.1	61.4	66.8	67.3	61.0	
Not say anything and start watching TV	40.7	23.2	18.1	15.2	24.9	
Get into an argument with her	4.6	7.2	7.8	7.8	6.8	
N of Valid	842	816	834	645	3137	
N of Miss	51	17	20	12	100	

Table 110: How often do you attend religious services or activities?

Response	6	8	10	12	Total	
Never	20.8	9.2	7.0	9.3	11.7	
Rarely	19.6	16.8	22.9	21.2	20.1	
1-2 Times a Month	13.6	12.8	14.0	15.5	13.9	
About Once a Week or More	46.0	61.2	56.1	54.0	54.3	
N of Valid	832	819	843	645	3139	
N of Miss	62	19	18	13	112	

Table 111: I do the opposite of what people tell me, just to get them mad.





Response	6	8	10	12	Total	
Very False	53.5	34.8	31.9	40.2	40.1	
Somewhat False	21.8	28.6	27.9	26.6	26.2	
Somewhat True	19.5	30.4	35.2	28.0	28.3	
Very True	5.2	6.1	5.0	5.3	5.4	
N of Valid	826	818	841	644	3129	
N of Miss	68	19	20	14	121	

Table 112: I like to see how much I can get away with.





Response	6	8	10	12	Total	
Very False	55.7	39.4	35.0	35.7	41.8	
Somewhat False	20.8	23.9	22.1	21.7	22.1	
Somewhat True	16.7	24.6	32.3	33.2	26.3	
Very True	6.8	12.1	10.5	9.5	9.7	
N of Valid	827	817	836	645	3125	
N of Miss	67	20	25	14	126	

Table 113: I ignore rules that get in my way.





Response	6	8	10	12	Total	
Very False	62.0	48.0	38.7	38.9	47.3	
Somewhat False	19.0	23.1	26.3	29.3	24.1	
Somewhat True	13.8	21.5	27.5	26.0	22.0	
Very True	5.3	7.3	7.5	5.7	6.5	
N of Valid	828	817	837	645	3127	
N of Miss	65	20	24	14	123	

Table 114: I think sometimes it's okay to cheat at school.





Response	6	8	10	12	Total	
NO!	65.5	36.3	18.7	15.9	35.2	
no	24.4	33.0	33.0	33.6	30.8	
yes	8.6	25.6	38.9	38.6	27.3	
YES!	1.4	5.1	9.4	11.8	6.7	
N of Valid	833	818	836	642	3129	
N of Miss	58	19	25	17	119	

Table 115: It is important to think before you act.





Response	6	8	10	12	Total	
NO!	3.2	2.7	0.8	1.7	2.1	
no	4.2	4.7	4.3	3.4	4.2	
yes	24.4	33.4	38.3	36.5	32.9	
YES!	68.1	59.2	56.5	58.4	60.7	
N of Valid	832	817	833	644	3126	
N of Miss	60	20	27	15	122	

Table 116: Sometimes I think that life is not worth it.





Response	6	8	10	12	Total	
NO!	55.6	48.0	38.7	45.7	47.1	
no	19.9	21.9	25.3	25.8	23.1	
yes	16.1	17.7	26.0	20.8	20.1	
YES!	8.4	12.5	9.9	7.7	9.7	
N of Valid	824	809	826	639	3098	
N of Miss	69	29	34	20	152	

Table 117: At times I think I am no good at all.

Response	6	8	10	12	Total	
NO!	38.5	34.3	29.7	36.4	34.6	
no	22.1	20.8	26.5	25.8	23.7	
yes	26.7	29.3	31.6	27.8	28.9	
YES!	12.7	15.6	12.2	10.0	12.8	
N of Valid	825	816	829	643	3113	
N of Miss	68	22	32	16	138	

Table 118: All in all, I am inclined to think that I am a failure.

Response	6	8	10	12	Total	
NO!	54.5	50.5	44.5	51.3	50.1	
no	27.6	28.6	34.0	32.1	30.5	
yes	11.4	13.0	15.1	11.5	12.8	
YES!	6.5	8.0	6.5	5.0	6.6	
N of Valid	815	816	830	641	3102	
N of Miss	79	21	30	18	148	

Table 119: In the past year, have you felt depressed or sad MOST days, even if you felt okay sometimes?

Response	6	8	10	12	Total	
NO!	28.0	25.2	22.0	26.4	25.4	
no	21.9	22.9	23.1	21.9	22.5	
yes	32.2	30.0	31.7	34.1	31.9	
YES!	17.9	21.9	23.1	17.7	20.3	
N of Valid	821	817	830	640	3108	
N of Miss	72	20	31	18	141	

Table 120: It is all right to beat up people if they start the fight.





Response	6	8	10	12	Total	
NO!	42.0	25.2	19.0	20.6	27.1	
no	19.0	18.5	17.9	18.4	18.5	
yes	17.6	27.3	29.1	26.7	25.1	
YES!	21.4	28.9	33.9	34.2	29.4	
N of Valid	823	816	831	640	3110	
N of Miss	70	22	30	19	141	

Table 121: I think it is okay to take something without asking if you can get away with it.





Response	6	8	10	12	Total	
NO!	76.7	60.1	50.1	54.1	60.6	
no	18.9	31.6	38.6	37.0	31.2	
yes	3.2	6.3	8.8	6.0	6.1	
YES!	1.2	2.0	2.4	3.0	2.1	
N of Valid	820	809	828	638	3095	
N of Miss	74	28	33	20	155	

Table 122: Sometimes we don't know what we will do as adults, but we may have an idea. Please answer how true these statements may be for you. WHEN I AM AN ADULT I WILL: smoke cigarettes.





Response	6	8	10	12	Total	
NO!	83.5	72.4	69.7	65.0	73.1	
no	11.5	18.9	18.6	20.9	17.3	
yes	3.8	6.4	7.7	10.3	6.9	
YES!	1.2	2.3	4.0	3.8	2.8	
N of Valid	818	814	822	640	3094	
N of Miss	75	24	38	19	156	

Table 123: Sometimes we don't know what we will do as adults, but we may have an idea. Please answer how true these statements may be for you. WHEN I AM AN ADULT I WILL: drink beer, wine, or liquor.


Response	6	8	10	12	Total	
NO!	69.5	43.4	31.4	26.3	43.6	
no	13.7	17.5	17.5	19.3	16.9	
yes	13.5	28.9	37.9	37.8	29.0	
YES!	3.3	10.2	13.3	16.6	10.5	
N of Valid	816	813	819	638	3086	
N of Miss	78	25	41	21	165	

Table 124: Sometimes we don't know what we will do as adults, but we may have an idea. Please answer how true these statements may be for you. WHEN I AM AN ADULT I WILL: smoke marijuana.


Response	6	8	10	12	Total	
NO!	91.7	82.9	71.6	67.7	79.1	
no	6.6	11.1	15.2	18.8	12.6	
yes	1.2	2.7	8.8	8.2	5.1	
YES!	0.5	3.3	4.4	5.3	3.3	
N of Valid	818	813	818	637	3086	
N of Miss	76	23	42	21	162	

Table 125: Sometimes we don't know what we will do as adults, but we may have an idea. Please answer how true these statements may be for you. WHEN I AM AN ADULT I WILL: use LSD, cocaine, amphetamines or another illegal drug.


Response	6	8	10	12	Total	
NO!	94.4	91.9	92.2	90.6	92.4	
no	5.2	7.7	7.2	8.0	7.0	
yes	0.2	0.2	0.4	1.1	0.5	
YES!	0.1	0.1	0.2	0.3	0.2	
N of Valid	820	815	823	638	3096	
N of Miss	74	23	38	21	156	

Table 126: How much do you think people risk harming themselves (physically or in other ways) if they: smoked one or more packs of cigarettes per day?

Response	6	8	10	12	Total	
No risk	18.4	11.0	5.0	5.6	10.2	
Slight risk	7.2	6.9	7.8	8.1	7.5	
Moderate risk	15.6	17.0	21.1	19.7	18.3	
Great risk	58.8	65.1	66.1	66.7	64.0	
N of Valid	801	808	817	630	3056	
N of Miss	91	27	43	29	190	

Table 127: How much do you think people risk harming themselves (physically or in other ways) if they: try marijuana once or twice?

Response	6	8	10	12	Total	
No risk	18.4	16.2	20.6	28.6	20.5	
Slight risk	20.0	19.7	27.2	27.9	23.5	
Moderate risk	21.4	23.9	20.6	17.5	21.0	
Great risk	40.2	40.1	31.7	26.0	35.0	
N of Valid	789	807	817	630	3043	
N of Miss	102	30	44	29	205	

Table 128: How much do you think people risk harming themselves (physically or in other ways) if they: smoke marijuana regularly?

Response	6	8	10	12	Total	
No risk	19.0	14.2	11.4	12.7	14.4	
Slight risk	3.7	6.4	10.8	17.1	9.1	
Moderate risk	10.7	12.7	17.7	17.9	14.6	
Great risk	66.5	66.7	60.0	52.2	61.9	
N of Valid	783	801	806	624	3014	
N of Miss	111	35	53	35	234	

Table 129: How much do you think people risk harming themselves (physically or in other ways) if they: take one or two drinks of an alcoholic beverage (beer, wine, liquor) nearly every day?

Response	6	8	10	12	Total	
No risk	19.2	15.7	12.2	10.5	14.6	
Slight risk	19.0	21.1	25.4	26.1	22.8	
Moderate risk	22.8	26.3	30.2	30.7	27.4	
Great risk	39.0	36.8	32.2	32.8	35.3	
N of Valid	793	801	814	629	3037	
N of Miss	100	35	46	30	211	

Table 130: How much do you think people risk harming themselves (physically or in other ways) if they: have five or more drinks once or twice each weekend?

Response	6	8	10	12	Total	
No risk	18.8	14.9	8.9	8.1	12.9	
Slight risk	9.4	10.2	15.7	20.0	13.5	
Moderate risk	20.7	18.7	26.7	24.6	22.6	
Great risk	51.1	56.3	48.7	47.3	51.1	
N of Valid	788	807	817	630	3042	
N of Miss	105	30	44	29	208	

Table 131: Have you ever used smokeless tobacco (chew, snuff, plug, dipping tobacco, or chewing tobacco)?

Response	6	8	10	12	Total	
Never	91.0	81.1	79.2	75.9	82.1	
Once or Twice	5.4	12.2	9.3	11.9	9.6	
Once in a while but not regularly	1.4	2.2	4.3	4.1	2.9	
Regularly in the past	1.0	1.6	2.7	2.5	1.9	
Regularly now	1.2	2.8	4.5	5.6	3.5	
N of Valid	808	809	816	638	3071	
N of Miss	86	29	45	21	181	

Table 132: How often have you taken smokeless tobacco during the past 30 days?


Response	6	8	10	12	Total	
Not at all	97.4	93.5	89.9	89.4	92.7	
Once or twice	1.5	3.2	3.3	3.2	2.8	
Once or twice per week	0.1	0.7	1.2	0.8	0.7	
Three to five times per week	0.2	0.4	1.0	0.5	0.5	
About once a day	0.4	0.4	1.4	1.3	0.8	
More than once a day	0.4	1.9	3.2	4.9	2.4	
N of Valid	806	810	813	634	3063	
N of Miss	87	28	48	25	188	

Table 133: Have you ever smoked cigarettes?


Response	6	8	10	12	Total	
Never	87.0	72.2	62.3	52.6	69.4	
Once or Twice	9.3	19.2	18.2	20.9	16.7	
Once in a while but not regularly	1.7	4.0	8.9	11.1	6.1	
Regularly in the past	1.6	2.6	5.2	4.7	3.5	
Regularly now	0.4	2.1	5.4	10.7	4.3	
N of Valid	806	809	812	633	3060	
N of Miss	87	29	47	26	189	

Table 134: How frequently have you smoked cigarettes during the past 30 days?


Response	6	8	10	12	Total	
Not at all	97.4	92.5	85.8	78.5	89.1	
Less than one cigarette per day	1.6	4.4	7.1	8.2	5.2	
One to five cigarettes per day	0.7	2.0	4.8	7.4	3.5	
About one-half pack per day	0.2	0.1	1.1	3.3	1.1	
About one pack per day	0.0	0.7	0.7	2.2	0.8	
About one and one-half packs per day	0.0	0.1	0.1	0.3	0.1	
Two packs or more per day	0.0	0.1	0.2	0.0	0.1	
N of Valid	806	811	812	632	3061	
N of Miss	88	27	48	27	190	

Table 135: Which statement best describes rules about smoking inside your home?






Response	6	8	10	12	Total	
Smoking is not allowed anywhere inside your home	65.5	60.9	63.9	65.1	63.8	
Smoking is allowed in some places and at some times	7.1	9.4	5.5	7.3	7.3	
Smoking is allowed anywhere inside the home	3.4	4.8	5.0	5.1	4.6	
There are no rules about smoking inside the home	5.8	8.9	11.2	11.3	9.2	
I don't know	18.3	15.9	14.3	11.3	15.1	
N of Valid	799	806	812	631	3048	
N of Miss	95	29	48	28	200	

Table 136: Which statement best describes rules about smoking in your family cars?







Response	6	8	10	12	Total	
Smoking is never allowed in any car	57.6	52.4	51.1	54.3	53.8	
Smoking is allowed sometimes or in some cars	13.0	14.4	13.4	13.0	13.5	
Smoking is allowed in any car anytime	4.5	4.3	6.1	6.5	5.3	
There are no rules about smoking in the car	7.3	11.3	13.4	12.2	11.0	
We do not have a family car	1.3	1.7	2.2	1.7	1.7	
I don't know	16.3	15.9	13.9	12.2	14.7	
N of Valid	797	807	808	630	3042	
N of Miss	96	31	52	29	208	

Table 137: During this school year, were you taught in any of your classes about the dangers of tobacco use?






Response	6	8	10	12	Total	
Strongly agree	55.3	33.0	21.6	15.0	32.1	
Agree	23.7	31.5	33.6	26.2	28.9	
Disagree	3.7	10.3	13.3	17.8	10.9	
Strongly disagree	5.4	9.8	16.0	23.6	13.2	
I don't know	12.0	15.3	15.5	17.4	14.9	
N of Valid	785	796	800	622	3003	
N of Miss	109	41	60	37	247	

Table 138: During the past 12 months, have you participated in any community activities to discourage people your age from using cigarettes, chewing tobacco, snuff, dip or cigars?






Response	6	8	10	12	Total	
Strongly agree	27.1	19.2	13.5	13.6	18.5	
Agree	21.4	18.2	19.1	15.8	18.8	
Disagree	15.0	18.4	23.6	24.6	20.2	
Strongly disagree	15.9	21.1	26.7	31.2	23.3	
I don't know	20.5	23.2	17.2	14.9	19.2	
N of Valid	774	798	802	626	3000	
N of Miss	120	40	58	33	251	

Table 139: On how many occasions have you had alcoholic beverages (beer, wine or hard liquor) to drink in your lifetime - more than just a few sips?








Response	6	8	10	12	Total	
0	81.7	61.5	43.3	33.1	56.2	
1-2	10.9	18.4	14.6	13.8	14.5	
3-5	3.2	7.2	12.3	9.6	8.0	
6-9	2.1	4.5	7.9	9.8	5.8	
10-19	1.0	3.0	8.9	10.4	5.5	
20-39	0.2	1.7	4.7	7.4	3.3	
40+	0.7	3.7	8.4	16.0	6.7	
N of Valid	805	808	802	625	3040	
N of Miss	89	29	56	33	207	

Table 140: On how many occasions have you had beer, wine or hard liquor to drink during the past 30 days?


Response	6	8	10	12	Total	
0	96.4	87.4	72.6	66.3	81.5	
1-2	2.2	7.1	13.7	14.4	9.1	
3-5	0.9	2.5	6.3	8.8	4.4	
6-9	0.4	1.4	3.6	4.2	2.3	
10-19	0.0	0.7	2.6	2.7	1.5	
20-39	0.0	0.2	0.5	1.8	0.6	
40+	0.1	0.7	0.6	1.8	0.8	
N of Valid	801	807	796	623	3027	
N of Miss	93	31	65	36	225	

Table 141: On how many occasions have you used marijuana (grass, pot) or hashish (hash, hash oil) in your lifetime?


Response	6	8	10	12	Total	
0	98.6	90.8	78.3	67.7	84.8	
1-2	0.7	3.9	7.1	7.1	4.6	
3-5	0.5	1.5	4.4	5.5	2.8	
6-9	0.0	1.1	1.6	4.5	1.7	
10-19	0.1	1.0	2.4	2.7	1.5	
20-39	0.0	0.4	1.3	2.6	1.0	
40+	0.0	1.4	5.0	9.9	3.7	
N of Valid	803	801	800	619	3023	
N of Miss	91	36	59	40	226	

Table 142: On how many occasions have you used marijuana (grass, pot) or hashish (hash, hash oil) during the past 30 days?


Response	6	8	10	12	Total	
0	99.3	96.1	89.9	83.7	92.7	
1-2	0.5	1.9	4.6	5.4	3.0	
3-5	0.1	0.9	1.6	3.8	1.5	
6-9	0.0	0.5	0.7	1.3	0.6	
10-19	0.0	0.1	1.1	1.6	0.7	
20-39	0.0	0.1	0.7	1.0	0.4	
40+	0.1	0.4	1.2	3.2	1.1	
N of Valid	803	805	801	624	3033	
N of Miss	91	33	60	35	219	

Table 143: On how many occasions have you used LSD or other psychedelics in your lifetime?


Response	6	8	10	12	Total	
0	99.8	99.3	98.5	99.4	99.2	
1-2	0.1	0.6	0.9	0.5	0.5	
3-5	0.0	0.0	0.1	0.2	0.1	
6-9	0.1	0.1	0.4	0.0	0.2	
10-19	0.0	0.0	0.0	0.0	0.0	
20-39	0.0	0.0	0.0	0.0	0.0	
40+	0.0	0.0	0.1	0.0	0.0	
N of Valid	802	806	801	624	3033	
N of Miss	92	32	60	35	219	

Table 144: On how many occasions have you used LSD or other psychedelics during the past 30 days?


Response	6	8	10	12	Total	
0	99.9	100.0	99.5	100.0	99.8	
1-2	0.1	0.0	0.2	0.0	0.1	
3-5	0.0	0.0	0.1	0.0	0.0	
6-9	0.0	0.0	0.0	0.0	0.0	
10-19	0.0	0.0	0.0	0.0	0.0	
20-39	0.0	0.0	0.0	0.0	0.0	
40+	0.0	0.0	0.1	0.0	0.0	
N of Valid	800	802	802	624	3028	
N of Miss	94	35	59	35	223	

Table 145: On how many occasions have you used cocaine or crack in your lifetime?


Response	6	8	10	12	Total	
0	99.6	99.3	99.1	98.7	99.2	
1-2	0.4	0.7	0.8	0.6	0.6	
3-5	0.0	0.0	0.0	0.3	0.1	
6-9	0.0	0.0	0.1	0.2	0.1	
10-19	0.0	0.0	0.0	0.0	0.0	
20-39	0.0	0.0	0.0	0.0	0.0	
40+	0.0	0.0	0.0	0.2	0.0	
N of Valid	800	803	800	624	3027	
N of Miss	94	35	61	35	225	

Table 146: On how many occasions have you used cocaine or crack during the past 30 days?

Response	6	8	10	12	Total	
0	99.9	99.8	99.8	100.0	99.8	
1-2	0.1	0.2	0.2	0.0	0.2	
3-5	0.0	0.0	0.0	0.0	0.0	
6-9	0.0	0.0	0.0	0.0	0.0	
10-19	0.0	0.0	0.0	0.0	0.0	
20-39	0.0	0.0	0.0	0.0	0.0	
40+	0.0	0.0	0.0	0.0	0.0	
N of Valid	799	804	802	623	3028	
N of Miss	95	34	59	36	224	

Table 147: On how many occasions have you sniffed glue, breathed the contents of an aerosol spray can, or inhaled other gases or sprays, in order to get high in your lifetime?

Response	6	8	10	12	Total	
0	91.4	86.4	89.0	90.4	89.2	
1-2	6.3	7.5	6.9	4.0	6.3	
3-5	1.4	2.4	1.8	2.6	2.0	
6-9	0.3	1.1	1.4	1.4	1.0	
10-19	0.3	1.0	0.4	0.8	0.6	
20-39	0.1	0.6	0.1	0.5	0.3	
40+	0.4	1.0	0.5	0.3	0.6	
N of Valid	800	804	800	622	3026	
N of Miss	94	34	61	37	226	

Table 148: On how many occasions have you sniffed glue, breathed the contents of an aerosol spray can, or inhaled other gases or sprays, in order to get high during the past 30 days?








Response	6	8	10	12	Total	
0	97.0	93.4	96.7	97.4	96.1	
1-2	2.1	3.5	2.1	1.8	2.4	
3-5	0.4	1.4	1.0	0.5	0.8	
6-9	0.5	1.2	0.0	0.2	0.5	
10-19	0.0	0.1	0.0	0.2	0.1	
20-39	0.0	0.2	0.0	0.0	0.1	
40+	0.0	0.1	0.1	0.0	0.1	
N of Valid	798	806	798	623	3025	
N of Miss	95	32	63	36	226	

Table 149: On how many occasions have you used phenoxydine (pox, px, breeze) in your lifetime?


Response	6	8	10	12	Total	
0	100.0	100.0	100.0	100.0	100.0	
1-2	0.0	0.0	0.0	0.0	0.0	
3-5	0.0	0.0	0.0	0.0	0.0	
6-9	0.0	0.0	0.0	0.0	0.0	
10-19	0.0	0.0	0.0	0.0	0.0	
20-39	0.0	0.0	0.0	0.0	0.0	
40+	0.0	0.0	0.0	0.0	0.0	
N of Valid	795	804	800	623	3022	
N of Miss	99	34	61	36	230	

Table 150: On how many occasions have you used phenoxydine (pox, px, breeze) during the past 30 days?


Response	6	8	10	12	Total	
0	100.0	100.0	100.0	100.0	100.0	
1-2	0.0	0.0	0.0	0.0	0.0	
3-5	0.0	0.0	0.0	0.0	0.0	
6-9	0.0	0.0	0.0	0.0	0.0	
10-19	0.0	0.0	0.0	0.0	0.0	
20-39	0.0	0.0	0.0	0.0	0.0	
40+	0.0	0.0	0.0	0.0	0.0	
N of Valid	794	802	795	623	3014	
N of Miss	99	36	65	36	236	

Table 151: On how many occasions have you used sedatives (tranquilizers, such as Valium or Xanax, barbiturates, or sleeping pills) without a doctor telling you to take them, in your lifetime?








Response	6	8	10	12	Total	
0	96.7	91.3	87.0	85.1	90.3	
1-2	1.3	4.2	5.8	3.5	3.7	
3-5	0.5	1.7	2.5	4.3	2.2	
6-9	0.9	0.9	1.5	2.9	1.5	
10-19	0.1	0.6	1.3	1.3	0.8	
20-39	0.0	0.4	0.6	1.1	0.5	
40+	0.5	0.9	1.4	1.8	1.1	
N of Valid	797	801	798	623	3019	
N of Miss	97	37	62	36	232	

Table 152: On how many occasions have you used sedatives (tranquilizers, such as Valium or Xanax, barbiturates, or sleeping pills) without a doctor telling you to take them, during the past 30 days?








Response	6	8	10	12	Total	
0	98.5	95.3	94.7	92.0	95.3	
1-2	0.9	2.5	2.6	4.8	2.6	
3-5	0.1	0.9	1.3	2.1	1.0	
6-9	0.3	0.6	0.5	0.3	0.4	
10-19	0.0	0.5	0.3	0.3	0.3	
20-39	0.1	0.1	0.4	0.5	0.3	
40+	0.1	0.1	0.3	0.0	0.1	
N of Valid	797	804	798	623	3022	
N of Miss	97	34	63	36	230	

Table 153: On how many occasions have you used methamphetamines (meth, speed, crank, crystal meth) in your lifetime?





Response	6	8	10	12	Total	
0	99.6	99.5	99.1	98.9	99.3	
1-2	0.3	0.5	0.5	0.2	0.4	
3-5	0.1	0.0	0.3	0.6	0.2	
6-9	0.0	0.0	0.0	0.0	0.0	
10-19	0.0	0.0	0.0	0.3	0.1	
20-39	0.0	0.0	0.1	0.0	0.0	
40+	0.0	0.0	0.0	0.0	0.0	
N of Valid	793	805	796	623	3017	
N of Miss	101	33	65	36	235	

Table 154: On how many occasions have you used methamphetamines (meth, speed, crank, crystal meth) in the past 30 days?



Response	6	8	10	12	Total	
0	99.9	99.9	99.5	99.8	99.8	
1-2	0.1	0.1	0.4	0.2	0.2	
3-5	0.0	0.0	0.0	0.0	0.0	
6-9	0.0	0.0	0.1	0.0	0.0	
10-19	0.0	0.0	0.0	0.0	0.0	
20-39	0.0	0.0	0.0	0.0	0.0	
40+	0.0	0.0	0.0	0.0	0.0	
N of Valid	793	803	795	623	3014	
N of Miss	101	35	66	36	238	

Table 155: On how many occasions have you used stimulants, other than Methamphetamines (such as amphetamines, Ritalin or Dexedrine) without a doctor telling you to take them, in your lifetime?






Response	6	8	10	12	Total	
0	99.1	99.3	97.7	97.1	98.4	
1-2	0.3	0.4	1.3	1.3	0.8	
3-5	0.1	0.0	0.6	0.6	0.3	
6-9	0.3	0.2	0.3	0.6	0.3	
10-19	0.0	0.0	0.0	0.2	0.0	
20-39	0.0	0.0	0.0	0.0	0.0	
40+	0.3	0.1	0.1	0.2	0.2	
N of Valid	794	805	792	622	3013	
N of Miss	100	33	69	37	239	

Table 156: On how many occasions have you used stimulants, other than Methamphetamines (such as amphetamines, Ritalin or Dexedrine) without a doctor telling you to take them, during the past 30 days?







Response	6	8	10	12	Total	
0	99.6	99.8	99.1	98.6	99.3	
1-2	0.0	0.0	0.6	1.3	0.4	
3-5	0.0	0.1	0.0	0.2	0.1	
6-9	0.1	0.0	0.1	0.0	0.1	
10-19	0.0	0.1	0.1	0.0	0.1	
20-39	0.0	0.0	0.0	0.0	0.0	
40+	0.3	0.0	0.0	0.0	0.1	
N of Valid	792	804	792	621	3009	
N of Miss	102	34	68	38	242	

Table 157: On how many occasions have you used heroin or other opiates in your lifetime?





Response	6	8	10	12	Total	
0	99.9	99.5	99.6	99.2	99.6	
1-2	0.0	0.4	0.1	0.0	0.1	
3-5	0.0	0.1	0.3	0.2	0.1	
6-9	0.1	0.0	0.0	0.0	0.0	
10-19	0.0	0.0	0.0	0.2	0.0	
20-39	0.0	0.0	0.0	0.0	0.0	
40+	0.0	0.0	0.0	0.5	0.1	
N of Valid	794	801	794	620	3009	
N of Miss	99	37	67	39	242	

Table 158: On how many occasions have you used heroin or other opiates during the past 30 days?


Response	6	8	10	12	Total	
0	99.9	99.9	99.9	99.4	99.8	
1-2	0.0	0.1	0.1	0.2	0.1	
3-5	0.0	0.0	0.0	0.2	0.0	
6-9	0.0	0.0	0.0	0.0	0.0	
10-19	0.0	0.0	0.0	0.2	0.0	
20-39	0.1	0.0	0.0	0.0	0.0	
40+	0.0	0.0	0.0	0.2	0.0	
N of Valid	797	802	790	620	3009	
N of Miss	97	36	71	39	243	

Table 159: On how many occasions have you used MDMA ('X', 'E', or ecstasy) in your lifetime?


Response	6	8	10	12	Total	
0	100.0	98.5	97.7	96.3	98.2	
1-2	0.0	0.7	1.1	1.9	0.9	
3-5	0.0	0.2	0.6	0.6	0.4	
6-9	0.0	0.2	0.3	0.8	0.3	
10-19	0.0	0.1	0.1	0.2	0.1	
20-39	0.0	0.0	0.0	0.2	0.0	
40+	0.0	0.1	0.1	0.0	0.1	
N of Valid	792	803	791	620	3006	
N of Miss	102	35	70	39	246	

Table 160: On how many occasions have you used MDMA ('X', 'E', or ecstasy) during the past 30 days?


Response	6	8	10	12	Total	
0	100.0	99.4	99.0	99.0	99.4	
1-2	0.0	0.2	0.5	0.5	0.3	
3-5	0.0	0.1	0.4	0.3	0.2	
6-9	0.0	0.2	0.0	0.0	0.1	
10-19	0.0	0.0	0.1	0.0	0.0	
20-39	0.0	0.0	0.0	0.0	0.0	
40+	0.0	0.0	0.0	0.2	0.0	
N of Valid	787	803	787	619	2996	
N of Miss	107	35	74	40	256	

Table 161: On how many occasions have you taken prescription drugs (such as Valium, Xanax, Ritalin, Adderall, OxyContin, Darvocet, or sleeping pills) on your own-that is, without a doctor telling you to take them in your lifetime?


Response	6	8	10	12	Total	
0	98.0	90.9	85.5	78.8	88.9	
1-2	0.8	4.4	5.2	6.3	4.0	
3-5	0.3	1.7	3.8	4.5	2.5	
6-9	0.1	1.1	2.3	3.6	1.7	
10-19	0.4	0.4	1.1	3.1	1.1	
20-39	0.0	0.2	1.0	1.1	0.6	
40+	0.5	1.2	1.1	2.6	1.3	
N of Valid	795	804	791	618	3008	
N of Miss	99	34	69	41	243	

Table 162: On how many occasions have you taken prescription drugs (such as Valium, Xanax, Ritalin, Adderall, OxyContin, Darvocet, or sleeping pills) on your own-that is, without a doctor telling you to take them during the past 30 days?


Response	6	8	10	12	Total	
0	98.5	94.9	93.4	89.5	94.3	
1-2	0.9	2.9	3.0	5.5	2.9	
3-5	0.3	0.7	2.4	2.6	1.4	
6-9	0.1	0.7	0.8	1.1	0.7	
10-19	0.0	0.1	0.1	0.5	0.2	
20-39	0.0	0.5	0.1	0.6	0.3	
40+	0.3	0.1	0.1	0.2	0.2	
N of Valid	792	802	790	617	3001	
N of Miss	102	36	71	41	250	

Table 163: On how many occasions have you taken non-prescription medicines such as diet pills (for example, Dietac, Dexatrim or Prolamine), stay-awake pills (for example No-Doz, Vivarin, or Wake), or cough or cold medicines (robos, DXM, etc.) to get high in your lifetime?








Response	6	8	10	12	Total	
0	98.5	95.4	91.7	92.7	94.7	
1-2	0.5	2.1	2.7	1.8	1.8	
3-5	0.5	0.7	1.9	1.8	1.2	
6-9	0.1	0.5	1.5	1.0	0.8	
10-19	0.1	0.6	0.8	1.3	0.7	
20-39	0.1	0.4	0.4	0.2	0.3	
40+	0.1	0.2	1.1	1.3	0.7	
N of Valid	792	804	791	619	3006	
N of Miss	102	34	70	40	246	

Table 164: On how many occasions have you taken non-prescription medicines such as diet pills (for example, Dietac, Dexatrim or Prolamine), stay-awake pills (for example No-Doz, Vivarin, or Wake), or cough or cold medicines (robos, DXM, etc.) to get high during the past 30 days?






Response	6	8	10	12	Total	
0	99.5	97.6	96.4	96.9	97.7	
1-2	0.4	1.4	1.8	1.1	1.2	
3-5	0.0	0.4	0.8	1.6	0.6	
6-9	0.1	0.3	0.6	0.2	0.3	
10-19	0.0	0.4	0.3	0.2	0.2	
20-39	0.0	0.0	0.0	0.0	0.0	
40+	0.0	0.0	0.1	0.0	0.0	
N of Valid	791	800	787	618	2996	
N of Miss	103	37	72	40	252	

Table 165: On how many occasions have you been drunk or very high from drinking alcoholic beverages during the past 30 days?








Response	6	8	10	12	Total	
0	98.6	91.5	79.5	78.2	87.5	
1-2	1.1	5.0	9.9	11.4	6.6	
3-5	0.1	1.5	5.1	5.0	2.8	
6-9	0.1	1.1	1.8	1.8	1.2	
10-19	0.0	0.3	1.8	1.5	0.8	
20-39	0.0	0.0	0.9	0.8	0.4	
40+	0.0	0.6	1.1	1.3	0.7	
N of Valid	792	800	789	615	2996	
N of Miss	102	36	72	44	254	

Table 166: On how many occasions have you drunk flavored alcoholic beverages, sometimes called 'alcopops' (like Mike's Hard Lemonade, Smirnoff Ice, Bacardi Breezers, etc.) in your lifetime?








Response	6	8	10	12	Total	
0	90.8	74.1	58.7	49.0	69.3	
1-2	5.2	10.8	13.2	10.7	9.9	
3-5	1.9	6.3	8.5	12.0	6.9	
6-9	1.3	3.8	5.8	8.6	4.6	
10-19	0.5	1.9	7.6	8.1	4.3	
20-39	0.3	1.5	2.3	5.2	2.1	
40+	0.1	1.8	3.8	6.5	2.8	
N of Valid	790	800	787	618	2995	
N of Miss	102	37	72	41	252	

Table 167: On how many occasions have you drunk flavored alcoholic beverages, sometimes called 'alcopops' (like Mike's Hard Lemonade, Smirnoff Ice, Bacardi Breezers, etc.) during the past 30 days?


Response	6	8	10	12	Total	
0	97.2	90.7	79.7	80.7	87.5	
1-2	1.8	5.5	11.3	10.0	7.0	
3-5	0.6	2.0	5.3	4.2	3.0	
6-9	0.1	0.6	1.8	2.6	1.2	
10-19	0.1	0.4	1.1	1.0	0.6	
20-39	0.0	0.5	0.4	0.8	0.4	
40+	0.1	0.4	0.4	0.6	0.4	
N of Valid	790	803	789	618	3000	
N of Miss	104	35	72	41	252	

Table 168: Think back over the last two weeks. How many times have you had five or more alcoholic drinks in a row?


Response	6	8	10	12	Total	
None	96.8	89.6	82.8	80.3	87.8	
Once	1.7	4.3	6.1	8.0	4.8	
Twice	0.9	3.2	3.9	4.1	2.9	
3-5 times	0.3	1.9	3.9	4.9	2.6	
6-9 times	0.3	0.3	1.4	1.0	0.7	
10 or more times	0.1	0.8	1.9	1.8	1.1	
N of Valid	786	792	774	614	2966	
N of Miss	108	45	87	45	285	

Table 169: During the past 30 days, how many times did you ride in a car or other vehicle driven by someone who had been drinking alcohol?


Response	6	8	10	12	Total	
0 times	79.0	78.2	73.9	76.7	77.0	
1 time	10.1	9.2	10.9	10.1	10.1	
2 or 3 times	4.1	6.0	9.2	8.8	6.9	
4 or 5 times	1.6	2.9	2.2	2.4	2.3	
6 or more times	5.2	3.7	3.8	2.0	3.7	
N of Valid	773	786	769	614	2942	
N of Miss	120	52	91	45	308	

Table 170: During the past 30 days, how many times did you drive a car or other vehicle when you had been drinking alcohol?







Response	6	8	10	12	Total	
I did not drive a car in the past 30 days	42.3	47.0	32.0	19.0	35.9	
0 times	55.2	48.6	61.8	71.2	58.5	
1 time	1.2	1.4	2.4	4.4	2.2	
2 or 3 times	0.9	0.5	1.7	4.4	1.8	
4 or 5 times	0.1	0.3	0.9	0.7	0.5	
6 or more times	0.3	2.2	1.2	0.3	1.0	
N of Valid	754	772	760	611	2897	
N of Miss	115	53	94	45	307	

Table 171: If you drank alcohol (not just a sip or taste) in the past year, how did you usually get it?












Response	6	8	10	12	Total	
I did not drink alcohol in the past year	86.4	71.9	52.0	44.6	64.9	
I bought it myself with a fake ID	0.1	0.4	0.4	0.5	0.3	
I bought it myself without a fake ID	0.1	0.3	0.5	2.0	0.7	
I got it from someone I know age 21 or older	3.5	7.3	15.4	27.6	12.7	
I got it from someone I know under age 21	0.9	2.9	8.3	7.8	4.8	
I got it from my brother or sister	0.3	1.2	1.3	1.2	1.0	
I got it from home with my parents' permission	2.4	3.1	3.6	4.6	3.4	
I got it from home without my parents' permission	0.7	2.8	3.1	0.8	1.9	
I got it from another relative	1.4	3.7	5.5	2.8	3.4	
A stranger bought it for me	0.3	0.5	1.1	1.0	0.7	
I took it from a store or shop	0.0	0.1	0.0	0.0	0.0	
Other	3.9	5.8	8.7	7.1	6.3	
N of Valid	762	780	746	605	2893	
N of Miss	129	55	102	47	333	

Table 172: If you drank alcohol (not just a sip or taste) in the past year, where did you usually drink it?











Response	6	8	10	12	Total	
I did not drink alcohol in the past year	88.0	74.1	54.0	46.2	66.8	
at my home	3.9	8.3	10.6	11.5	8.4	
at someone else's home	4.5	12.3	24.0	30.0	16.9	
at an open area like a park, beach, field, back road, woods, or a street corner	1.7	3.6	6.1	7.4	4.6	
at a sporting event or concert	0.3	0.1	1.4	0.7	0.6	
at a restaurant, bar, or a nightclub	0.5	0.3	1.2	1.5	0.8	
at an empty building or a construction site	0.8	0.1	0.1	0.3	0.4	
at a hotel/motel	0.1	0.0	0.4	0.3	0.2	
in a car	0.1	1.0	1.6	1.3	1.0	
at school	0.0	0.1	0.5	0.7	0.3	
N of Valid	753	771	734	593	2851	
N of Miss	136	58	106	49	349	

Table 173: During the last month, about how many marijuana cigarettes, or the equivalent, did you smoke a day, on the average?








Response	6	8	10	12	Total	
None	98.2	94.5	88.0	82.5	91.3	
Less than 1 a day	1.2	2.2	4.6	6.4	3.4	
1 a day	0.1	1.1	1.1	1.8	1.0	
2-3 a day	0.5	1.0	2.5	4.9	2.1	
4-6 a day	0.0	0.5	1.8	2.3	1.1	
7-10 a day	0.0	0.3	0.5	1.3	0.5	
11 or more a day	0.0	0.4	1.4	0.8	0.6	
N of Valid	771	784	760	612	2927	
N of Miss	123	54	101	46	324	

Table 174: How wrong would most adults (over 21) in your neighborhood think it is for kids your age: to use marijuana?

Response	6	8	10	12	Total	
Very wrong	93.0	81.0	73.2	68.0	79.4	
Wrong	4.3	11.1	14.7	17.3	11.5	
A little bit wrong	1.6	4.8	8.4	8.9	5.7	
Not wrong at all	1.2	3.1	3.7	5.8	3.3	
N of Valid	768	769	749	606	2892	
N of Miss	125	67	112	53	357	

Table 175: How wrong would most adults (over 21) in your neighborhood think it is for kids your age: to drink alcohol?

Response	6	8	10	12	Total	
Very wrong	80.0	63.8	51.4	49.1	61.8	
Wrong	11.3	16.2	21.5	21.7	17.4	
A little bit wrong	5.9	14.1	19.6	21.6	14.9	
Not wrong at all	2.9	5.9	7.5	7.6	5.8	
N of Valid	769	765	749	607	2890	
N of Miss	125	71	112	52	360	

Table 176: How wrong would most adults (over 21) in your neighborhood think it is for kids your age: to smoke cigarettes?

Response	6	8	10	12	Total	
Very wrong	81.6	69.2	55.9	47.9	64.6	
Wrong	11.2	16.5	21.5	23.8	17.9	
A little bit wrong	4.6	9.0	16.2	17.7	11.5	
Not wrong at all	2.6	5.4	6.4	10.7	6.0	
N of Valid	767	765	749	606	2887	
N of Miss	127	71	112	53	363	

Table 177: How much do each of the following statements describe your neighborhood? crime and/or drug selling

Response	6	8	10	12	Total	
NO!	77.8	68.6	58.9	60.9	66.8	
no	11.2	15.6	22.8	19.6	17.2	
yes	5.0	9.7	11.7	13.2	9.7	
YES!	5.9	6.1	6.7	6.4	6.3	
N of Valid	757	770	751	608	2886	
N of Miss	137	67	110	50	364	

Table 178: How much do each of the following statements describe your neighborhood? fights

Response	6	8	10	12	Total	
NO!	62.0	57.3	55.8	58.7	58.5	
no	12.2	17.9	23.8	22.6	18.9	
yes	14.8	15.6	14.8	14.2	14.9	
YES!	11.0	9.2	5.6	4.5	7.8	
N of Valid	756	771	744	606	2877	
N of Miss	138	66	115	53	372	

Table 179: How much do each of the following statements describe your neighborhood? lots of empty or abandoned buildings

Response	6	8	10	12	Total	
NO!	71.3	64.6	63.0	61.9	65.4	
no	15.1	23.2	27.2	26.4	22.8	
yes	7.9	9.5	6.8	8.4	8.2	
YES!	5.7	2.7	2.9	3.3	3.7	
N of Valid	755	771	746	607	2879	
N of Miss	139	66	115	52	372	

Table 180: How much do each of the following statements describe your neighborhood? lots of graffiti

Response	6	8	10	12	Total	
NO!	78.6	73.5	70.9	71.3	73.7	
no	12.4	21.3	25.1	23.4	20.4	
yes	5.7	3.1	2.0	4.0	3.7	
YES!	3.4	2.1	2.0	1.3	2.2	
N of Valid	743	771	746	607	2867	
N of Miss	151	67	115	52	385	

Table 181: If I had to move, I would miss the neighborhood I now live in.

Response	6	8	10	12	Total	
NO!	20.4	18.7	16.8	16.9	18.3	
no	11.2	14.6	18.3	20.2	15.8	
yes	22.2	28.0	34.5	32.8	29.2	
YES!	46.2	38.7	30.4	30.1	36.7	
N of Valid	758	772	744	604	2878	
N of Miss	134	65	117	55	371	

Table 182: My neighbors notice when I am doing a good job and let me know about it.

Response	6	8	10	12	Total	
NO!	38.8	39.2	36.4	34.4	37.4	
no	27.0	32.0	35.0	37.7	32.7	
yes	18.9	18.2	20.6	19.0	19.2	
YES!	15.4	10.6	8.0	8.8	10.8	
N of Valid	748	773	737	604	2862	
N of Miss	144	65	124	55	388	

Table 183: I like my neighborhood.

Response	6	8	10	12	Total	
NO!	12.1	15.7	11.7	12.3	13.0	
no	7.0	10.7	13.4	14.2	11.2	
yes	29.4	38.9	44.2	43.5	38.8	
YES!	51.5	34.7	30.7	30.0	37.1	
N of Valid	752	766	737	604	2859	
N of Miss	141	68	123	55	387	

Table 184: There are lots of adults in my neighborhood I could talk to about something important.

Response	6	8	10	12	Total	
NO!	28.6	28.8	29.4	29.4	29.0	
no	21.2	24.7	30.3	30.0	26.3	
yes	23.7	25.2	24.6	25.0	24.6	
YES!	26.5	21.3	15.7	15.6	20.0	
N of Valid	747	765	732	603	2847	
N of Miss	146	72	129	56	403	

Table 185: I'd like to get out of my neighborhood.

Response	6	8	10	12	Total	
NO!	54.8	43.3	33.7	31.0	41.2	
no	24.2	27.8	34.5	35.8	30.3	
yes	9.3	16.8	18.8	20.2	16.1	
YES!	11.7	12.1	13.1	13.1	12.4	
N of Valid	744	762	734	604	2844	
N of Miss	150	75	127	55	407	

Table 186: There are people in my neighborhood who are proud of me when I do something well.

Response	6	8	10	12	Total	
NO!	25.6	25.6	21.5	21.9	23.8	
no	19.4	21.8	28.2	25.4	23.6	
yes	26.7	33.2	33.8	35.7	32.2	
YES!	28.2	19.4	16.4	16.9	20.4	
N of Valid	737	758	730	602	2827	
N of Miss	157	77	131	57	422	

Table 187: There are people in my neighborhood who encourage me to do my best.

Response	6	8	10	12	Total	
NO!	21.7	22.1	21.4	21.2	21.6	
no	17.9	20.6	26.8	24.6	22.4	
yes	28.9	34.7	32.9	34.2	32.6	
YES!	31.5	22.5	18.9	20.0	23.4	
N of Valid	747	763	730	605	2845	
N of Miss	147	75	131	54	407	

Table 188: I feel safe in my neighborhood.

Response	6	8	10	12	Total	
NO!	13.6	14.0	10.2	8.6	11.8	
no	10.8	11.2	9.4	12.1	10.8	
yes	28.1	35.5	44.8	41.7	37.3	
YES!	47.6	39.2	35.6	37.6	40.1	
N of Valid	744	757	727	604	2832	
N of Miss	148	79	133	55	415	

Table 189: Which of the following activities for people your age are available in your community? sports teams?



Response	6	8	10	12	Total	
No	17.1	15.5	16.6	16.2	16.3	
Yes	82.9	84.5	83.4	83.8	83.7	
N of Valid	748	757	721	606	2832	
N of Miss	146	81	140	53	420	

Table 190: Which of the following activities for people your age are available in your community? scouting?



Response	6	8	10	12	Total	
No	48.6	49.0	55.4	50.7	50.9	
Yes	51.4	51.0	44.6	49.3	49.1	
N of Valid	724	749	713	601	2787	
N of Miss	170	89	148	58	465	

Table 191: Which of the following activities for people your age are available in your community? boys and girls clubs?



Response	6	8	10	12	Total	
No	34.1	32.9	39.8	35.9	35.6	
Yes	65.9	67.1	60.2	64.1	64.4	
N of Valid	733	751	714	605	2803	
N of Miss	161	86	146	54	447	

Table 192: Which of the following activities for people your age are available in your community? 4-H clubs?



Response	6	8	10	12	Total	
No	47.4	61.5	52.5	47.1	52.4	
Yes	52.6	38.5	47.5	52.9	47.6	
N of Valid	720	742	708	601	2771	
N of Miss	174	96	152	58	480	

Table 193: Which of the following activities for people your age are available in your community? service clubs?



Response	6	8	10	12	Total	
No	58.9	55.7	49.8	43.0	52.3	
Yes	41.1	44.3	50.2	57.0	47.7	
N of Valid	721	742	709	602	2774	
N of Miss	173	96	152	57	478	

Table 194: If a kid smoked marijuana in your neighborhood would he or she be caught by the police?





Response	6	8	10	12	Total	
NO!	19.2	24.1	26.3	29.4	24.5	
no	21.2	33.6	44.7	46.6	36.0	
yes	25.0	20.1	18.4	16.4	20.1	
YES!	34.6	22.2	10.6	7.6	19.4	
N of Valid	740	756	718	605	2819	
N of Miss	152	82	143	53	430	

Table 195: If a kid drank some beer, wine or hard liquor (for example, vodka, whiskey, or gin) in your neighborhood would he or she be caught by the police?





Response	6	8	10	12	Total	
NO!	21.7	26.9	34.8	33.6	29.0	
no	27.3	39.0	46.1	50.3	40.2	
yes	24.5	17.7	11.3	10.9	16.4	
YES!	26.5	16.4	7.8	5.1	14.4	
N of Valid	739	756	718	604	2817	
N of Miss	155	82	143	54	434	

Table 196: If a kid carried a handgun in your neighborhood would he or she be caught by the police?





Response	6	8	10	12	Total	
NO!	19.3	23.5	26.5	27.0	23.9	
no	19.8	25.7	34.1	41.2	29.6	
yes	22.7	23.2	23.3	21.4	22.7	
YES!	38.2	27.6	16.1	10.4	23.8	
N of Valid	741	754	716	604	2815	
N of Miss	153	84	145	54	436	

Table 197: If you wanted to get some cigarettes, how easy would it be for you to get some?





Response	6	8	10	12	Total	
Very hard	72.7	48.8	25.4	14.3	41.7	
Sort of hard	10.5	14.1	13.4	9.5	12.0	
Sort of easy	7.1	17.3	24.3	15.7	16.1	
Very easy	9.6	19.8	37.0	60.5	30.2	
N of Valid	730	752	709	600	2791	
N of Miss	164	86	152	59	461	

Table 198: If you wanted to get some beer, wine or hard liquor (for example, vodka, whiskey, or gin), how easy would it be for you to get some?





Response	6	8	10	12	Total	
Very hard	70.2	44.3	22.4	14.0	38.9	
Sort of hard	11.7	15.7	12.5	12.0	13.1	
Sort of easy	8.4	20.5	27.2	24.8	20.0	
Very easy	9.7	19.5	37.9	49.2	28.0	
N of Valid	725	750	710	600	2785	
N of Miss	169	88	151	59	467	

Table 199: If you wanted to get a drug like cocaine, LSD, or amphetamines, how easy would it be for you to get some?

Response	6	8	10	12	Total	
Very hard	91.4	80.0	61.5	54.4	72.7	
Sort of hard	4.8	9.2	17.6	20.0	12.6	
Sort of easy	2.2	5.1	10.6	12.2	7.3	
Very easy	1.5	5.7	10.3	13.4	7.4	
N of Valid	722	749	710	599	2780	
N of Miss	172	89	151	60	472	

Table 200: If you wanted to get a handgun, how easy would it be for you to get one?

Response	6	8	10	12	Total	
Very hard	72.9	57.8	46.7	40.7	55.2	
Sort of hard	10.7	14.8	17.4	16.7	14.8	
Sort of easy	8.3	12.0	16.4	18.5	13.6	
Very easy	8.2	15.4	19.4	24.2	16.4	
N of Valid	722	748	706	600	2776	
N of Miss	172	90	155	59	476	

Table 201: If you wanted to get some marijuana, how easy would it be for you to get some?

Response	6	8	10	12	Total	
Very hard	88.1	67.3	39.3	27.8	57.1	
Sort of hard	4.4	9.1	13.3	10.3	9.2	
Sort of easy	3.3	10.3	18.6	20.5	12.8	
Very easy	4.2	13.3	28.8	41.3	20.9	
N of Valid	722	747	705	600	2774	
N of Miss	172	91	156	59	478	

Table 202: During the past 12 months, have you participated in any alcohol prevention programs or seen any alcohol prevention messages in your school or community? Yes, a school-based program focused on preventing underage drinking and/or drinking and driving.



Response	6	8	10	12	Total	
No	62.1	65.0	81.3	74.8	70.5	
Yes	37.9	35.0	18.7	25.2	29.5	
N of Valid	894	838	861	659	3252	
N of Miss	0	0	0	0	0	

Table 203: During the past 12 months, have you participated in any alcohol prevention programs or seen any alcohol prevention messages in your school or community? Yes, a community-based program focused on preventing underage drinking and/or drinking and driving (for example, through your church or temple or through youth groups like Boys and Girls Club or 4-H).



Response	6	8	10	12	Total	
No	86.9	87.8	92.9	91.5	89.7	
Yes	13.1	12.2	7.1	8.5	10.3	
N of Valid	894	838	861	659	3252	
N of Miss	0	0	0	0	0	

Table 204: During the past 12 months, have you participated in any alcohol prevention programs or seen any alcohol prevention messages in your school or community? Yes, a media campaign addressing underage drinking and/or drinking and driving (for example, newspaper ads, posters, pamphlets, radio, TV).



Response	6	8	10	12	Total	
No	88.1	87.2	90.9	88.5	88.7	
Yes	11.9	12.8	9.1	11.5	11.3	
N of Valid	894	838	861	659	3252	
N of Miss	0	0	0	0	0	

Table 205: During the past 12 months, have you participated in any alcohol prevention programs or seen any alcohol prevention messages in your school or community? No



Response	6	8	10	12	Total	
No	62.1	53.2	46.1	42.8	51.7	
Yes	37.9	46.8	53.9	57.2	48.3	
N of Valid	894	838	861	659	3252	
N of Miss	0	0	0	0	0	

Table 206: How wrong do your parents feel it would be for YOU to: drink beer, wine or hard liquor (for example, vodka, whiskey or gin) regularly?


Response	6	8	10	12	Total	
Very wrong	87.5	75.4	64.5	56.6	71.8	
Wrong	7.7	13.8	19.7	23.5	15.8	
A little bit wrong	3.5	8.1	12.1	14.4	9.2	
Not wrong at all	1.2	2.7	3.7	5.5	3.2	
N of Valid	737	741	702	599	2779	
N of Miss	156	97	157	60	470	

Table 207: How wrong do your parents feel it would be for YOU to: smoke cigarettes?


Response	6	8	10	12	Total	
Very wrong	91.8	82.6	76.2	67.4	80.2	
Wrong	5.0	11.6	15.8	16.2	11.9	
A little bit wrong	2.2	3.4	4.8	10.5	5.0	
Not wrong at all	1.0	2.4	3.1	5.9	3.0	
N of Valid	734	741	703	598	2776	
N of Miss	160	97	158	61	476	

Table 208: How wrong do your parents feel it would be for YOU to: smoke marijuana?


Response	6	8	10	12	Total	
Very wrong	96.6	90.8	86.1	83.0	89.4	
Wrong	2.6	5.7	8.3	9.5	6.4	
A little bit wrong	0.4	1.1	2.7	4.2	2.0	
Not wrong at all	0.4	2.4	2.9	3.3	2.2	
N of Valid	729	737	700	599	2765	
N of Miss	164	101	160	60	485	

Table 209: How wrong do your parents feel it would be for YOU to: steal something worth more than \$5?





Response	6	8	10	12	Total	
Very wrong	85.3	86.0	80.7	85.3	84.3	
Wrong	10.0	10.1	14.8	11.4	11.5	
A little bit wrong	2.9	2.8	2.9	2.3	2.7	
Not wrong at all	1.8	1.1	1.6	1.0	1.4	
N of Valid	730	741	696	597	2764	
N of Miss	164	97	164	62	487	

Table 210: How wrong do your parents feel it would be for YOU to: draw graffiti, write things, or draw pictures on buildings or other property (without the owner's permission)?





Response	6	8	10	12	Total	
Very wrong	89.2	82.0	78.2	80.6	82.6	
Wrong	7.4	10.7	14.4	14.9	11.7	
A little bit wrong	2.5	4.7	4.4	3.7	3.8	
Not wrong at all	1.0	2.6	3.0	0.8	1.9	
N of Valid	730	740	701	599	2770	
N of Miss	163	98	160	60	481	

Table 211: How wrong do your parents feel it would be for YOU to: pick a fight with someone?





Response	6	8	10	12	Total	
Very wrong	70.9	59.8	55.9	59.8	61.7	
Wrong	15.1	20.7	23.9	23.0	20.5	
A little bit wrong	9.9	13.8	16.4	13.0	13.3	
Not wrong at all	4.1	5.7	3.9	4.2	4.5	
N of Valid	729	739	700	599	2767	
N of Miss	164	99	161	60	484	

Table 212: During the past 12 months, have you talked with at least one of your parents about the dangers of underage drinking and/or drinking and driving? By parents, we mean either your biological parents, adoptive parents, stepparents, or adult guardians - whether or not they live with you.



Response	6	8	10	12	Total	
No	57.4	57.6	62.1	62.1	59.7	
Yes	42.6	42.4	37.9	37.9	40.3	
N of Valid	690	708	684	589	2671	
N of Miss	204	130	177	70	581	

Table 213: Have any of your brothers or sisters ever: drunk beer, wine or hard liquor (for example, vodka, whiskey or gin)?




Response	6	8	10	12	Total	
No	72.8	58.5	41.6	37.4	53.4	
Yes	23.7	38.2	54.4	58.3	42.9	
I don't have any brothers or sisters	3.6	3.3	4.0	4.4	3.8	
N of Valid	723	733	700	597	2753	
N of Miss	171	104	161	62	498	

Table 214: Have any of your brothers or sisters ever: smoked marijuana?




Response	6	8	10	12	Total	
No	90.9	81.9	68.1	62.2	76.5	
Yes	5.4	15.1	28.4	33.6	20.0	
I don't have any brothers or sisters	3.6	3.0	3.4	4.2	3.5	
N of Valid	717	734	697	598	2746	
N of Miss	175	104	164	61	504	

Table 215: Have any of your brothers or sisters ever: smoked cigarettes?




Response	6	8	10	12	Total	
No	79.4	67.1	57.8	53.8	65.0	
Yes	16.9	29.9	38.2	41.7	31.2	
I don't have any brothers or sisters	3.8	3.0	4.0	4.5	3.8	
N of Valid	717	732	696	597	2742	
N of Miss	177	106	165	62	510	

Table 216: Have any of your brothers or sisters ever: taken a handgun to school?




Response	6	8	10	12	Total	
No	95.1	94.8	93.8	94.6	94.6	
Yes	1.3	2.2	2.6	1.2	1.8	
I don't have any brothers or sisters	3.7	3.0	3.6	4.2	3.6	
N of Valid	711	730	697	596	2734	
N of Miss	182	107	164	63	516	

Table 217: Have any of your brothers or sisters ever: been suspended or expelled from school?




Response	6	8	10	12	Total	
No	72.1	65.1	60.0	60.8	64.7	
Yes	23.7	32.0	36.4	35.0	31.6	
I don't have any brothers or sisters	4.2	2.9	3.6	4.2	3.7	
N of Valid	714	731	697	595	2737	
N of Miss	179	107	164	64	514	

Table 218: The rules in my family are clear.





Response	6	8	10	12	Total	
NO!	5.9	5.3	4.5	3.9	4.9	
no	5.9	8.2	10.8	9.3	8.5	
yes	27.5	34.8	43.0	44.9	37.2	
YES!	60.8	51.7	41.8	41.9	49.4	
N of Valid	716	733	696	594	2739	
N of Miss	175	104	165	65	509	

Table 219: People in my family often insult or yell at each other.

Response	6	8	10	12	Total	
NO!	38.3	27.9	20.4	23.0	27.6	
no	28.2	36.3	40.2	39.1	35.8	
yes	19.9	25.0	28.6	23.8	24.3	
YES!	13.6	10.8	10.8	14.1	12.2	
N of Valid	713	732	696	596	2737	
N of Miss	181	105	165	63	514	

Table 220: When I am not at home, one of my parents knows where I am and who I am with.

Response	6	8	10	12	Total	
NO!	5.3	7.1	4.7	4.9	5.5	
no	4.2	9.1	9.5	9.8	8.0	
yes	25.7	29.9	40.9	46.5	35.2	
YES!	64.8	53.9	45.0	38.9	51.2	
N of Valid	713	729	687	592	2721	
N of Miss	181	108	172	66	527	

Table 221: We argue about the same things in my family over and over.

Response	6	8	10	12	Total	
NO!	44.1	26.5	19.0	16.2	26.9	
no	30.6	31.6	40.2	34.2	34.1	
yes	15.4	27.4	26.8	35.2	25.8	
YES!	10.0	14.5	14.0	14.4	13.2	
N of Valid	710	729	691	591	2721	
N of Miss	184	108	170	67	529	

Table 222: If you drank some beer or wine or liquor (for example, vodka, whiskey, or gin) without your parents' permission, would you be caught by your parents?

Response	6	8	10	12	Total	
NO!	12.8	13.7	17.2	19.8	15.7	
no	7.8	19.2	35.8	40.8	25.2	
yes	15.9	22.7	22.3	22.4	20.7	
YES!	63.5	44.5	24.7	16.9	38.4	
N of Valid	709	724	692	590	2715	
N of Miss	181	112	168	68	529	

Table 223: My family has clear rules about alcohol and drug use.

Response	6	8	10	12	Total	
NO!	8.5	6.2	7.1	6.4	7.1	
no	8.3	11.7	15.3	17.4	13.0	
yes	16.5	24.2	32.8	35.6	26.9	
YES!	66.7	57.9	44.8	40.6	53.1	
N of Valid	709	724	692	593	2718	
N of Miss	183	113	169	66	531	

Table 224: If you carried a handgun without your parents' permission, would you be caught by your parents?

Response	6	8	10	12	Total	
NO!	8.8	8.6	11.2	12.2	10.1	
no	5.3	11.2	16.5	21.7	13.3	
yes	14.8	20.2	25.4	25.9	21.4	
YES!	71.1	60.1	46.9	40.3	55.2	
N of Valid	702	724	689	591	2706	
N of Miss	189	113	171	67	540	

Table 225: If you skipped school would you be caught by your parents?

Response	6	8	10	12	Total	
NO!	9.4	8.9	10.7	13.5	10.5	
no	5.8	12.2	20.7	24.9	15.4	
yes	19.3	21.5	27.0	29.3	24.0	
YES!	65.5	57.4	41.6	32.3	50.1	
N of Valid	710	721	682	591	2704	
N of Miss	184	116	177	66	543	

Table 226: Do you feel very close to your mother?

Response	6	8	10	12	Total	
NO!	5.7	10.0	10.5	9.6	8.9	
no	5.8	10.3	13.0	10.8	9.9	
yes	17.9	25.6	30.6	31.8	26.2	
YES!	70.6	54.1	45.9	47.7	55.0	
N of Valid	705	719	676	591	2691	
N of Miss	187	119	183	68	557	

Table 227: Do you share your thoughts and feelings with your mother?

Response	6	8	10	12	Total	
NO!	15.0	16.2	16.8	14.3	15.6	
no	17.0	24.2	26.9	21.4	22.4	
yes	20.4	25.6	24.9	34.3	26.0	
YES!	47.7	33.9	31.4	30.1	36.0	
N of Valid	702	714	672	589	2677	
N of Miss	192	123	188	68	571	

Table 228: My parents ask me what I think before most family decisions affecting me are made.

Response	6	8	10	12	Total	
NO!	15.9	15.4	15.9	16.2	15.9	
no	17.8	22.9	29.2	23.0	23.2	
yes	30.3	33.1	33.9	40.3	34.2	
YES!	36.0	28.5	20.9	20.5	26.8	
N of Valid	697	719	678	591	2685	
N of Miss	195	118	182	68	563	

Table 229: Do you share your thoughts and feelings with your father?

Response	6	8	10	12	Total	
NO!	25.4	26.4	30.6	32.2	28.5	
no	22.3	26.8	30.6	24.6	26.1	
yes	21.8	24.7	22.3	27.1	23.9	
YES!	30.5	22.0	16.5	16.1	21.6	
N of Valid	705	708	677	590	2680	
N of Miss	189	126	183	69	567	

Table 230: Do you enjoy spending time with your mother?

Response	6	8	10	12	Total	
NO!	5.0	9.0	8.8	7.4	7.6	
no	4.3	8.1	8.3	8.6	7.3	
yes	24.3	33.2	40.4	41.4	34.5	
YES!	66.4	49.7	42.6	42.6	50.7	
N of Valid	703	719	674	592	2688	
N of Miss	190	119	187	66	562	

Table 231: Do you enjoy spending time with your father?

Response	6	8	10	12	Total	
NO!	11.2	13.8	16.9	19.6	15.2	
no	5.3	9.9	12.8	10.9	9.6	
yes	23.3	30.7	36.4	39.8	32.2	
YES!	60.2	45.6	34.0	29.7	43.0	
N of Valid	699	719	674	586	2678	
N of Miss	195	119	186	73	573	

Table 232: If I had a personal problem, I could ask my mom or dad for help.

Response	6	8	10	12	Total	
NO!	7.6	11.2	13.3	11.1	10.8	
no	7.2	11.8	14.8	12.1	11.4	
yes	24.9	28.4	33.7	38.3	31.0	
YES!	60.3	48.5	38.3	38.4	46.8	
N of Valid	707	721	677	593	2698	
N of Miss	187	116	184	66	553	

Table 233: Do you feel very close to your father?

Response	6	8	10	12	Total	
NO!	11.7	16.9	22.1	23.3	18.3	
no	9.5	15.3	22.0	19.0	16.3	
yes	21.6	27.3	28.4	29.6	26.6	
YES!	57.3	40.5	27.5	28.1	38.8	
N of Valid	695	714	673	588	2670	
N of Miss	197	124	187	71	579	

Table 234: My parents give me lots of chances to do fun things with them.

Response	6	8	10	12	Total	
NO!	8.4	10.3	13.0	11.5	10.7	
no	10.3	15.0	20.9	23.8	17.2	
yes	26.2	31.3	34.8	36.3	31.9	
YES!	55.1	43.4	31.4	28.4	40.1	
N of Valid	702	719	676	592	2689	
N of Miss	190	116	185	67	558	

Table 235: My parents ask if I've gotten my homework done.

Response	6	8	10	12	Total	
NO!	2.2	5.7	7.1	8.2	5.7	
no	2.9	6.9	13.1	19.9	10.2	
yes	21.0	29.6	40.6	40.1	32.4	
YES!	73.8	57.8	39.2	31.8	51.7	
N of Valid	715	722	673	594	2704	
N of Miss	179	116	188	64	547	

Table 236: People in my family have serious arguments.

Response	6	8	10	12	Total	
NO!	35.9	29.7	23.6	24.2	28.6	
no	34.2	38.2	45.4	43.7	40.2	
yes	16.9	20.6	22.0	21.7	20.2	
YES!	12.9	11.4	9.0	10.3	11.0	
N of Valid	704	717	669	590	2680	
N of Miss	189	117	192	69	567	

Table 237: Would your parents know if you did not come home on time?

Response	6	8	10	12	Total	
NO!	5.4	7.0	6.1	6.5	6.2	
no	6.8	9.1	12.7	17.8	11.3	
yes	25.1	35.6	39.0	41.3	35.0	
YES!	62.6	48.3	42.2	34.5	47.5	
N of Valid	704	716	669	589	2678	
N of Miss	190	122	192	70	574	

Table 238: It is important to be honest with your parents, even if they become upset or you get punished.

Response	6	8	10	12	Total	
NO!	3.1	6.1	5.1	4.1	4.6	
no	4.2	7.8	11.1	11.6	8.5	
yes	22.5	31.8	39.6	45.6	34.3	
YES!	70.2	54.3	44.2	38.8	52.6	
N of Valid	711	718	667	588	2684	
N of Miss	183	120	194	71	568	

Table 239: My parents notice when I am doing a good job and let me know about it.

Response	6	8	10	12	Total	
Never or Almost Never	7.9	10.1	9.1	10.3	9.3	
Sometimes	20.9	24.8	31.5	29.7	26.5	
Often	26.2	29.1	27.9	30.7	28.4	
All the time	45.0	35.9	31.5	29.2	35.7	
N of Valid	705	721	670	592	2688	
N of Miss	189	117	191	67	564	

Table 240: How often do your parents tell you they're proud of you for something you've done?





Response	6	8	10	12	Total	
Never or Almost Never	6.4	9.1	11.1	9.3	8.9	
Sometimes	19.6	23.0	25.9	30.2	24.4	
Often	29.2	29.1	31.9	32.4	30.5	
All the time	44.8	38.8	31.0	28.1	36.1	
N of Valid	705	716	667	590	2678	
N of Miss	189	122	194	69	574	

Table 241: How many brothers and sisters, including stepbrothers and stepsisters, do you have that are younger than you?








Response	6	8	10	12	Total	
0	31.5	30.9	30.1	32.4	31.2	
1	30.1	30.2	26.0	27.9	28.6	
2	14.0	17.2	15.3	14.5	15.3	
3	9.9	8.3	12.5	9.9	10.1	
4	5.4	4.0	5.6	5.8	5.2	
5	3.4	2.3	3.0	3.1	2.9	
6 or more	5.6	7.1	7.5	6.5	6.7	
N of Valid	698	708	665	587	2658	
N of Miss	195	129	195	70	589	

Table 242: How many brothers and sisters, including stepbrothers and stepsisters, do you have that are older than you?








Response	6	8	10	12	Total	
0	28.5	27.9	29.4	31.9	29.3	
1	26.0	27.5	23.4	28.8	26.4	
2	17.2	17.7	19.6	17.4	18.0	
3	9.9	10.9	10.7	10.1	10.4	
4	7.2	6.1	5.7	4.0	5.9	
5	4.0	3.3	3.9	2.9	3.5	
6 or more	7.2	6.6	7.2	4.9	6.5	
N of Valid	708	717	663	593	2681	
N of Miss	185	121	198	66	570	

Table 243: Have you changed homes in the past year (the last 12 months)?



Response	6	8	10	12	Total	
No	74.4	74.2	76.6	81.1	76.4	
Yes	25.6	25.8	23.4	18.9	23.6	
N of Valid	703	714	661	594	2672	
N of Miss	190	124	199	65	578	

Table 244: How many times have you changed homes since kindergarten?






Response	6	8	10	12	Total	
Never	36.8	33.1	28.4	25.1	31.1	
1 or 2 times	30.5	31.9	31.3	37.8	32.7	
3 or 4 times	19.4	17.9	21.5	19.1	19.4	
5 or 6 times	6.8	7.9	9.5	9.6	8.4	
7 or more times	6.5	9.2	9.4	8.4	8.3	
N of Valid	695	709	662	593	2659	
N of Miss	199	127	199	66	591	

Table 245: Have you changed schools (including changing from elementary to middle and middle to high school) in the past year?



Response	6	8	10	12	Total	
No	71.4	66.9	74.3	79.7	72.8	
Yes	28.6	33.1	25.7	20.3	27.2	
N of Valid	685	704	657	590	2636	
N of Miss	207	134	204	69	614	

Table 246: How many times have you changed schools since kindergarten (including changing from elementary to middle and middle to high school)?






Response	6	8	10	12	Total	
Never	41.1	29.9	28.5	27.0	31.9	
1 or 2 times	36.7	31.8	24.5	25.2	29.8	
3 or 4 times	15.2	23.6	29.4	28.2	23.9	
5 or 6 times	5.1	7.8	11.0	13.6	9.2	
7 or more times	2.0	6.8	6.7	6.0	5.3	
N of Valid	693	702	657	588	2640	
N of Miss	201	135	204	71	611	

Table 247: Has anyone in your family ever had severe alcohol or drug problems?



Response	6	8	10	12	Total	
No	70.7	63.6	59.9	54.8	62.6	
Yes	29.3	36.4	40.1	45.2	37.4	
N of Valid	693	703	651	588	2635	
N of Miss	201	135	210	71	617	

Table 248: About how many adults (over 21) have you known personally who in the past year have: used marijuana, crack, cocaine, or other drugs?






Response	6	8	10	12	Total	
0	76.5	66.2	50.7	42.8	59.9	
1	12.6	14.1	14.3	14.2	13.7	
2	4.2	5.1	10.2	12.5	7.8	
3-4	3.5	6.8	8.1	10.2	7.0	
5+	3.3	7.8	16.7	20.3	11.6	
N of Valid	693	704	645	586	2628	
N of Miss	201	134	214	73	622	

Table 249: About how many adults (over 21) have you known personally who in the past year have: sold or dealt drugs?






Response	6	8	10	12	Total	
0	83.6	72.6	58.3	55.3	68.1	
1	9.3	10.5	11.8	10.9	10.6	
2	3.2	5.4	10.0	12.1	7.4	
3-4	1.4	4.5	6.8	8.0	5.1	
5+	2.5	7.0	13.1	13.7	8.8	
N of Valid	691	704	643	586	2624	
N of Miss	203	134	218	73	628	

Table 250: About how many adults (over 21) have you known personally who in the past year have: done other things that could get them in trouble with the police, like stealing, selling stolen goods, mugging or assaulting others, etc.?






Response	6	8	10	12	Total	
0	80.0	69.0	56.3	55.6	65.7	
1	10.7	13.5	12.6	12.3	12.3	
2	3.8	5.7	9.2	9.4	6.9	
3-4	2.6	5.1	7.0	7.9	5.5	
5+	2.9	6.7	14.8	14.9	9.5	
N of Valid	684	703	641	585	2613	
N of Miss	210	135	220	74	639	

Table 251: About how many adults (over 21) have you known personally who in the past year have: gotten drunk or high?






Response	6	8	10	12	Total	
0	55.7	43.2	29.2	25.9	39.2	
1	19.4	19.0	15.4	12.7	16.8	
2	7.7	10.4	10.8	9.1	9.5	
3-4	6.7	7.8	11.2	13.2	9.6	
5+	10.6	19.5	33.4	39.1	24.9	
N of Valid	691	701	641	583	2616	
N of Miss	203	136	220	76	635	

Table 252: Have you seen or heard information about underage drinking in the past 12 months from the following sources? Radio

Response	6	8	10	12	Total	
No	51.3	41.6	43.5	42.4	44.8	
Yes	48.7	58.4	56.5	57.6	55.2	
N of Valid	684	695	639	580	2598	
N of Miss	210	143	222	79	654	

Table 253: Have you seen or heard information about underage drinking in the past 12 months from the following sources? TV.

Response	6	8	10	12	Total	
No	28.1	21.5	22.8	20.2	23.2	
Yes	71.9	78.5	77.2	79.8	76.8	
N of Valid	683	698	637	580	2598	
N of Miss	210	140	224	78	652	

Table 254: Have you seen or heard information about underage drinking in the past 12 months from the following sources? Print. This includes information on underage drinking you may have seen in the newspaper, on a billboard, in pamphlets, on stickers, etc.

Response	6	8	10	12	Total	
No	47.8	39.5	39.6	34.8	40.6	
Yes	52.2	60.5	60.4	65.2	59.4	
N of Valid	678	696	634	581	2589	
N of Miss	216	142	227	78	663	

Table 255: Have you seen or heard information about underage drinking in the past 12 months from the following sources? Website or social media? (Facebook, Myspace, website, etc.)

Response	6	8	10	12	Total	
No	52.7	42.9	42.0	39.8	44.5	
Yes	47.3	57.1	58.0	60.2	55.5	
N of Valid	676	695	636	580	2587	
N of Miss	218	142	225	79	664	

Table 256: The next questions ask about your opinions of the information you saw or heard. If you have seen or heard more than one ad, please think about your favorite ad when answering these questions. The information about underage drinking that I saw or heard was convincing.

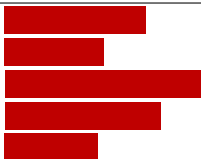
Response	6	8	10	12	Total	
NO!	29.8	21.0	15.9	15.4	20.8	
no	8.7	13.1	17.7	16.2	13.8	
yes	19.9	26.1	34.5	40.2	29.7	
YES!	25.9	26.9	19.4	19.2	23.1	
I have not seen or heard any ads about underage drinking in the past 12 months.	15.7	12.9	12.5	9.0	12.7	
N of Valid	675	696	640	579	2590	
N of Miss	218	142	220	80	660	

Table 257: The next questions ask about your opinions of the information you saw or heard. If you have seen or heard more than one ad, please think about your favorite ad when answering these questions. The information about underage drinking that I saw or heard grabbed my attention.

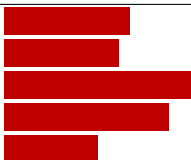
Response	6	8	10	12	Total	
NO!	24.9	18.3	14.6	13.7	18.1	
no	9.9	14.8	21.2	20.1	16.3	
yes	20.4	25.3	31.8	37.5	28.4	
YES!	28.7	28.3	20.3	19.6	24.5	
I have not seen or heard any ads about underage drinking in the past 12 months.	16.0	13.2	12.1	9.2	12.8	
N of Valid	675	695	636	578	2584	
N of Miss	218	143	224	81	666	

Table 258: The next questions ask about your opinions of the information you saw or heard. If you have seen or heard more than one ad, please think about your favorite ad when answering these questions. The information about underage drinking that I saw or heard said something important to me.

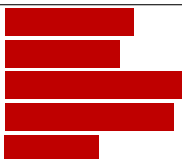
Response	6	8	10	12	Total	
NO!	24.3	18.2	15.8	15.6	18.6	
no	10.2	14.6	22.0	19.8	16.4	
yes	18.0	23.9	29.4	36.9	26.6	
YES!	31.5	29.7	20.1	18.7	25.3	
I have not seen or heard any ads about underage drinking in the past 12 months.	16.0	13.7	12.8	9.0	13.0	
N of Valid	674	694	633	577	2578	
N of Miss	219	144	225	81	669	

Table 259: The next questions ask about your opinions of the information you saw or heard. If you have seen or heard more than one ad, please think about your favorite ad when answering these questions. Seeing or hearing this information about underage drinking made me want to stop or decrease my drinking.










Response	6	8	10	12	Total	
NO!	23.5	22.2	19.4	20.7	21.5	
no	6.1	9.7	18.6	23.0	14.1	
yes	10.5	16.3	22.0	25.1	18.3	
YES!	26.2	29.1	20.9	20.6	24.4	
I have not seen or heard any ads about underage drinking in the past 12 months.	33.7	22.6	19.1	10.5	21.7	
N of Valid	618	680	623	569	2490	
N of Miss	273	157	235	90	755	

Table 260: How honest were you in filling out this survey?

Response	6	8	10	12	Total	
I was very honest	82.4	80.7	79.4	79.7	80.6	
I was honest pretty much of the time	14.2	14.5	16.1	15.4	15.0	
I was honest some of the time	2.3	3.7	3.6	4.1	3.4	
I was honest once in a while	1.0	1.1	0.9	0.9	1.0	
I was not honest at all	0.0	0.0	0.0	0.0	0.0	
N of Valid	683	703	646	586	2618	
N of Miss	210	134	215	73	632	