

# 2011 APNA

Arkansas Prevention Needs Assessment Student Survey



Region 11 Tables

**Arkansas Department of Human Services  
Division of Behavioral Health Services**

Conducted by International Survey Associates dba Pride Surveys



## Contents

1	INTRODUCTION	11
2	PERCENTAGE TABLES	16

## List of Tables

1	Sex	17
2	Age	17
3	Are you Hispanic or Latino?	17
4	What is your race? Black or African American	18
5	What is your race? Asian	18
6	What is your race? American Indian	18
7	What is your race? Alaska Native	18
8	What is your race? White	19
9	What is your race? Native Hawaiian or Other Pacific Islander	19
10	What is your race? Other	19
11	What is the highest level of schooling completed by your mother or father?	20
12	Think of where you live most of the time. Which of the following people live there with you? Mother	20
13	Think of where you live most of the time. Which of the following people live there with you? Stepmother	20
14	Think of where you live most of the time. Which of the following people live there with you? Foster Mother	21
15	Think of where you live most of the time. Which of the following people live there with you? Grandmother	21
16	Think of where you live most of the time. Which of the following people live there with you? Aunt	21
17	Think of where you live most of the time. Which of the following people live there with you? Father	21
18	Think of where you live most of the time. Which of the following people live there with you? Stepfather	22
19	Think of where you live most of the time. Which of the following people live there with you? Foster Father	22
20	Think of where you live most of the time. Which of the following people live there with you? Grandfather	22
21	Think of where you live most of the time. Which of the following people live there with you? Uncle	22
22	Think of where you live most of the time. Which of the following people live there with you? Other Adults	23
23	Think of where you live most of the time. Which of the following people live there with you? Brother(s)	23
24	Think of where you live most of the time. Which of the following people live there with you? Stepbrother(s)	23
25	Think of where you live most of the time. Which of the following people live there with you? Sister(s)	23
26	Think of where you live most of the time. Which of the following people live there with you? Stepsister(s)	24

27	Think of where you live most of the time. Which of the following people live there with you? Other Children . . . . .	24
28	In my school, students have lots of chances to help decide things like class activities and rules. . . . .	24
29	Teachers ask me to work on special classroom projects. . . . .	24
30	My teacher(s) notices when I am doing a good job and lets me know about it. . . . .	25
31	There are lots of chances for students in my school to get involved in sports, clubs, and other school activities outside of class. . . . .	25
32	There are lots of chances for students in my school to talk with a teacher one-on-one. . . . .	25
33	I feel safe at my school. . . . .	26
34	The school lets my parents know when I have done something well. . . . .	26
35	My teachers praise me when I work hard in school. . . . .	26
36	Are your school grades better than the grades of most students in your class? . . . . .	27
37	I have lots of chances to be part of class discussions or activities. . . . .	27
38	Now thinking back over the past year in school, how often did you: enjoy being in school? . . . . .	27
39	Now thinking back over the past year in school, how often did you: hate being in school? . . . . .	28
40	Now thinking back over the past year in school, how often did you: try to do your best work in school? . . . . .	28
41	How often do you feel that the school work you are assigned is meaningful and important? . . . . .	28
42	Putting them all together, what were your grades like last year? . . . . .	29
43	How important do you think the things you are learning in school are going to be for your later life? . . . . .	29
44	How interesting are most of your courses to you? . . . . .	29
45	During the LAST FOUR WEEKS how many whole days of school have you missed because you skipped or 'cut'? . . . .	30
46	What are the chances you would be seen as cool if you: smoked cigarettes? . . . . .	30
47	What are the chances you would be seen as cool if you: worked hard at school? . . . . .	30
48	What are the chances you would be seen as cool if you: began drinking alcoholic beverages regularly, that is, at least once or twice a month? . . . . .	31
49	What are the chances you would be seen as cool if you: defended someone who was being verbally abused at school? . . . . .	31
50	What are the chances you would be seen as cool if you: smoked marijuana? . . . . .	31
51	What are the chances you would be seen as cool if you: carried a handgun? . . . . .	32

52	What are the chances you would be seen as cool if you: regularly volunteered to do community service? . . . . .	32
53	Think of your four best friends (the friends you feel closest to). In the past year (12 months), how many of your best friends have: participated in clubs, organizations or activities at school? . . . . .	32
54	Think of your four best friends (the friends you feel closest to). In the past year (12 months), how many of your best friends have: smoked cigarettes? . . . . .	33
55	Think of your four best friends (the friends you feel closest to). In the past year (12 months), how many of your best friends have: tried beer, wine or hard liquor (for example, vodka, whiskey, or gin) when their parents didn't know about it? . . . . .	33
56	Think of your four best friends (the friends you feel closest to). In the past year (12 months), how many of your best friends have: made a commitment to stay drug-free? . . . . .	33
57	Think of your four best friends (the friends you feel closest to). In the past year (12 months), how many of your best friends have: used marijuana? . . . . .	34
58	Think of your four best friends (the friends you feel closest to). In the past year (12 months), how many of your best friends have: tried to do well in school? . . . . .	34
59	Think of your four best friends (the friends you feel closest to). In the past year (12 months), how many of your best friends have: used LSD, cocaine, amphetamines, or other illegal drugs? . . . . .	34
60	Think of your four best friends (the friends you feel closest to). In the past year (12 months), how many of your best friends have: been suspended from school? . . . . .	35
61	Think of your four best friends (the friends you feel closest to). In the past year (12 months), how many of your best friends have: liked school? . . . . .	35
62	Think of your four best friends (the friends you feel closest to). In the past year (12 months), how many of your best friends have: carried a handgun? . . . . .	35
63	Think of your four best friends (the friends you feel closest to). In the past year (12 months), how many of your best friends have: sold illegal drugs? . . . . .	36
64	Think of your four best friends (the friends you feel closest to). In the past year (12 months), how many of your best friends have: regularly attended religious services? . . . . .	36
65	Think of your four best friends (the friends you feel closest to). In the past year (12 months), how many of your best friends have: stolen or tried to steal a motor vehicle such as a car or motorcycle? . . . . .	36
66	Think of your four best friends (the friends you feel closest to). In the past year (12 months), how many of your best friends have: been arrested? . . . . .	37

67	Think of your four best friends (the friends you feel closest to). In the past year (12 months), how many of your best friends have: dropped out of school? . . . . .	37
68	Think of your four best friends (the friends you feel closest to). In the past year (12 months), how many of your best friends have: been members of a gang? . . . . .	37
69	How old were you when you first: smoked marijuana? . . . . .	38
70	How old were you when you first: smoked a cigarette, even just a puff? . . . . .	38
71	How old were you when you first: had more than a sip or two of beer, wine or hard liquor (for example, vodka, whiskey, or gin)? . . .	39
72	How old were you when you first: began drinking alcoholic beverages regularly, that is, at least once or twice a month? . . . . .	39
73	How old were you when you first: used phenoxydine (pox, px, breeze)?	40
74	How old were you when you first: got suspended from school? . . .	40
75	How old were you when you first: got arrested? . . . . .	41
76	How old were you when you first: carried a handgun? . . . . .	41
77	How old were you when you first: attacked someone with the idea of seriously hurting them? . . . . .	42
78	How old were you when you first: belonged to a gang? . . . . .	42
79	How wrong do you think it is for someone your age to: take a handgun to school? . . . . .	43
80	How wrong do you think it is for someone your age to: steal anything worth more than \$5? . . . . .	43
81	How wrong do you think it is for someone your age to: pick a fight with someone? . . . . .	43
82	How wrong do you think it is for someone your age to: attack someone with the idea of seriously hurting them? . . . . .	44
83	How wrong do you think it is for someone your age to: stay away from school all day when their parents think they are at school? . .	44
84	How wrong do you think it is for someone your age to: drink beer, wine or hard liquor (for example, vodka, whiskey, or gin) regularly? .	44
85	How wrong do you think it is for someone your age to: smoke cigarettes? . . . . .	45
86	How wrong do you think it is for someone your age to: smoke marijuana? . . . . .	45
87	How wrong do you think it is for someone your age to: use LSD, cocaine, amphetamines or another illegal drug? . . . . .	45
88	At school during the past 12 months, did you receive help from the resource teacher, speech therapist or other special education teacher?	46
89	How many times in the past year (12 months) have you: been suspended from school? . . . . .	46
90	How many times in the past year (12 months) have you: carried a handgun? . . . . .	46

91	How many times in the past year (12 months) have you: sold illegal drugs? . . . . .	47
92	How many times in the past year (12 months) have you: stolen or tried to steal a motor vehicle such as a car or motorcycle? . . . . .	47
93	How many times in the past year (12 months) have you: participated in clubs, organizations or activities at school? . . . . .	48
94	How many times in the past year (12 months) have you: been arrested?	48
95	How many times in the past year (12 months) have you: done extra work on your own for school? . . . . .	49
96	How many times in the past year (12 months) have you: attacked someone with the idea of seriously hurting them? . . . . .	49
97	How many times in the past year (12 months) have you: been drunk or high at school? . . . . .	50
98	How many times in the past year (12 months) have you: volunteered to do community service? . . . . .	50
99	How many times in the past year (12 months) have you: taken a handgun to school? . . . . .	51
100	Are you currently on probation, or assigned a probation officer with Juvenile Court? . . . . .	51
101	Have you ever belonged to a gang? . . . . .	51
102	If you have ever belonged to a gang, did that gang have a name? . .	52
103	How many times have you done the following things? done what feels good no matter what. . . . .	52
104	How many times have you done the following things? done something dangerous because someone dared you to do it. . . . .	52
105	How many times have you done the following things? done crazy things even if they are a little dangerous. . . . .	53
106	You're looking at CD's in a music store with a friend. You look up and see her slip a CD under her coat. She smiles and says 'Which one do you want? Go ahead, take it while nobody's around.' There is nobody in sight, no employees and no other customers. What would you do now? . . . . .	53
107	You are visiting another part of town, and you don't know any of the people your age there. You are walking down the street, and some teenager you don't know is walking toward you. He is about your size, and as he is about to pass you, he deliberately bumps into you and you almost lose your balance. What would you say or do? .	53
108	You are at a party at someone's house, and one of your friends offers you a drink containing alcohol. What would you say or do? . . . . .	54
109	It's 8:00 on a weeknight and you are about to go over to a friend's home when your mother asks you where you are going. You say 'Oh, just going to go hang out with some friends.' She says, 'No, you'll just get into trouble if you go out. Stay home tonight.' What would you do now? . . . . .	54
110	How often do you attend religious services or activities? . . . . .	54

111	I do the opposite of what people tell me, just to get them mad. . .	55
112	I like to see how much I can get away with. . . . .	55
113	I ignore rules that get in my way. . . . .	55
114	I think sometimes it's okay to cheat at school. . . . .	56
115	It is important to think before you act. . . . .	56
116	Sometimes I think that life is not worth it. . . . .	56
117	At times I think I am no good at all. . . . .	57
118	All in all, I am inclined to think that I am a failure. . . . .	57
119	In the past year, have you felt depressed or sad MOST days, even if you felt okay sometimes? . . . . .	57
120	It is all right to beat up people if they start the fight. . . . .	58
121	I think it is okay to take something without asking if you can get away with it. . . . .	58
122	Sometimes we don't know what we will do as adults, but we may have an idea. Please answer how true these statements may be for you. WHEN I AM AN ADULT I WILL: smoke cigarettes. . . . .	58
123	Sometimes we don't know what we will do as adults, but we may have an idea. Please answer how true these statements may be for you. WHEN I AM AN ADULT I WILL: drink beer, wine, or liquor. . . . .	59
124	Sometimes we don't know what we will do as adults, but we may have an idea. Please answer how true these statements may be for you. WHEN I AM AN ADULT I WILL: smoke marijuana. . . . .	59
125	Sometimes we don't know what we will do as adults, but we may have an idea. Please answer how true these statements may be for you. WHEN I AM AN ADULT I WILL: use LSD, cocaine, amphetamines or another illegal drug. . . . .	59
126	How much do you think people risk harming themselves (physically or in other ways) if they: smoked one or more packs of cigarettes per day? . . . . .	60
127	How much do you think people risk harming themselves (physically or in other ways) if they: try marijuana once or twice? . . . . .	60
128	How much do you think people risk harming themselves (physically or in other ways) if they: smoke marijuana regularly? . . . . .	60
129	How much do you think people risk harming themselves (physically or in other ways) if they: take one or two drinks of an alcoholic beverage (beer, wine, liquor) nearly every day? . . . . .	61
130	How much do you think people risk harming themselves (physically or in other ways) if they: have five or more drinks once or twice each weekend? . . . . .	61
131	Have you ever used smokeless tobacco (chew, snuff, plug, dipping tobacco, or chewing tobacco)? . . . . .	61
132	How often have you taken smokeless tobacco during the past 30 days? . . . . .	62
133	Have you ever smoked cigarettes? . . . . .	62
134	How frequently have you smoked cigarettes during the past 30 days? . . . . .	62

135	Which statement best describes rules about smoking inside your home? . . . . .	63
136	Which statement best describes rules about smoking in your family cars? . . . . .	63
137	During this school year, were you taught in any of your classes about the dangers of tobacco use? . . . . .	64
138	During the past 12 months, have you participated in any community activities to discourage people your age from using cigarettes, chewing tobacco, snuff, dip or cigars? . . . . .	64
139	On how many occasions have you had alcoholic beverages (beer, wine or hard liquor) to drink in your lifetime - more than just a few sips? . . . . .	64
140	On how many occasions have you had beer, wine or hard liquor to drink during the past 30 days? . . . . .	65
141	On how many occasions have you used marijuana (grass, pot) or hashish (hash, hash oil) in your lifetime? . . . . .	65
142	On how many occasions have you used marijuana (grass, pot) or hashish (hash, hash oil) during the past 30 days? . . . . .	65
143	On how many occasions have you used LSD or other psychedelics in your lifetime? . . . . .	66
144	On how many occasions have you used LSD or other psychedelics during the past 30 days? . . . . .	66
145	On how many occasions have you used cocaine or crack in your lifetime? . . . . .	66
146	On how many occasions have you used cocaine or crack during the past 30 days? . . . . .	67
147	On how many occasions have you sniffed glue, breathed the contents of an aerosol spray can, or inhaled other gases or sprays, in order to get high in your lifetime? . . . . .	67
148	On how many occasions have you sniffed glue, breathed the contents of an aerosol spray can, or inhaled other gases or sprays, in order to get high during the past 30 days? . . . . .	68
149	On how many occasions have you used phenoxydine (pox, px, breeze) in your lifetime? . . . . .	68
150	On how many occasions have you used phenoxydine (pox, px, breeze) during the past 30 days? . . . . .	69
151	On how many occasions have you used sedatives (tranquilizers, such as Valium or Xanax, barbiturates, or sleeping pills) without a doctor telling you to take them, in your lifetime? . . . . .	69
152	On how many occasions have you used sedatives (tranquilizers, such as Valium or Xanax, barbiturates, or sleeping pills) without a doctor telling you to take them, during the past 30 days? . . . . .	70
153	On how many occasions have you used methamphetamines (meth, speed, crank, crystal meth) in your lifetime? . . . . .	70



154	On how many occasions have you used methamphetamines (meth, speed, crank, crystal meth) in the past 30 days? . . . . .	71
155	On how many occasions have you used stimulants, other than Methamphetamines (such as amphetamines, Ritalin or Dexedrine) without a doctor telling you to take them, in your lifetime? . . . . .	71
156	On how many occasions have you used stimulants, other than Methamphetamines (such as amphetamines, Ritalin or Dexedrine) without a doctor telling you to take them, during the past 30 days? . . . . .	72
157	On how many occasions have you used heroin or other opiates in your lifetime? . . . . .	72
158	On how many occasions have you used heroin or other opiates during the past 30 days? . . . . .	73
159	On how many occasions have you used MDMA ('X', 'E', or ecstasy) in your lifetime? . . . . .	73
160	On how many occasions have you used MDMA ('X', 'E', or ecstasy) during the past 30 days? . . . . .	73
161	On how many occasions have you taken prescription drugs (such as Valium, Xanax, Ritalin, Adderall, OxyContin, Darvocet, or sleeping pills) on your own-that is, without a doctor telling you to take them in your lifetime? . . . . .	74
162	On how many occasions have you taken prescription drugs (such as Valium, Xanax, Ritalin, Adderall, OxyContin, Darvocet, or sleeping pills) on your own-that is, without a doctor telling you to take them during the past 30 days? . . . . .	74
163	On how many occasions have you taken non-prescription medicines such as diet pills (for example, Dietac, Dexatrim or Prolamine), stay-awake pills (for example No-Doz, Vivarin, or Wake), or cough or cold medicines (robos, DXM, etc.) to get high in your lifetime? . . . . .	75
164	On how many occasions have you taken non-prescription medicines such as diet pills (for example, Dietac, Dexatrim or Prolamine), stay-awake pills (for example No-Doz, Vivarin, or Wake), or cough or cold medicines (robos, DXM, etc.) to get high during the past 30 days? . . . . .	75
165	On how many occasions have you been drunk or very high from drinking alcoholic beverages during the past 30 days? . . . . .	76
166	On how many occasions have you drunk flavored alcoholic beverages, sometimes called 'alcopops' (like Mike's Hard Lemonade, Smirnoff Ice, Bacardi Breezers, etc.) in your lifetime? . . . . .	76
167	On how many occasions have you drunk flavored alcoholic beverages, sometimes called 'alcopops' (like Mike's Hard Lemonade, Smirnoff Ice, Bacardi Breezers, etc.) during the past 30 days? . . . . .	77
168	Think back over the last two weeks. How many times have you had five or more alcoholic drinks in a row? . . . . .	77
169	During the past 30 days, how many times did you ride in a car or other vehicle driven by someone who had been drinking alcohol? . . . . .	77

170	During the past 30 days, how many times did you drive a car or other vehicle when you had been drinking alcohol? . . . . .	78
171	If you drank alcohol (not just a sip or taste) in the past year, how did you usually get it? . . . . .	78
172	If you drank alcohol (not just a sip or taste) in the past year, where did you usually drink it? . . . . .	79
173	During the last month, about how many marijuana cigarettes, or the equivalent, did you smoke a day, on the average? . . . . .	79
174	How wrong would most adults (over 21) in your neighborhood think it is for kids your age: to use marijuana? . . . . .	80
175	How wrong would most adults (over 21) in your neighborhood think it is for kids your age: to drink alcohol? . . . . .	80
176	How wrong would most adults (over 21) in your neighborhood think it is for kids your age: to smoke cigarettes? . . . . .	80
177	How much do each of the following statements describe your neighborhood? crime and/or drug selling . . . . .	81
178	How much do each of the following statements describe your neighborhood? fights . . . . .	81
179	How much do each of the following statements describe your neighborhood? lots of empty or abandoned buildings . . . . .	81
180	How much do each of the following statements describe your neighborhood? lots of graffiti . . . . .	82
181	If I had to move, I would miss the neighborhood I now live in. . . . .	82
182	My neighbors notice when I am doing a good job and let me know about it. . . . .	82
183	I like my neighborhood. . . . .	83
184	There are lots of adults in my neighborhood I could talk to about something important. . . . .	83
185	I'd like to get out of my neighborhood. . . . .	83
186	There are people in my neighborhood who are proud of me when I do something well. . . . .	84
187	There are people in my neighborhood who encourage me to do my best. . . . .	84
188	I feel safe in my neighborhood. . . . .	84
189	Which of the following activities for people your age are available in your community? sports teams? . . . . .	85
190	Which of the following activities for people your age are available in your community? scouting? . . . . .	85
191	Which of the following activities for people your age are available in your community? boys and girls clubs? . . . . .	85
192	Which of the following activities for people your age are available in your community? 4-H clubs? . . . . .	85
193	Which of the following activities for people your age are available in your community? service clubs? . . . . .	86

194	If a kid smoked marijuana in your neighborhood would he or she be caught by the police? . . . . .	86
195	If a kid drank some beer, wine or hard liquor (for example, vodka, whiskey, or gin) in your neighborhood would he or she be caught by the police? . . . . .	86
196	If a kid carried a handgun in your neighborhood would he or she be caught by the police? . . . . .	87
197	If you wanted to get some cigarettes, how easy would it be for you to get some? . . . . .	87
198	If you wanted to get some beer, wine or hard liquor (for example, vodka, whiskey, or gin), how easy would it be for you to get some? . . . . .	87
199	If you wanted to get a drug like cocaine, LSD, or amphetamines, how easy would it be for you to get some? . . . . .	88
200	If you wanted to get a handgun, how easy would it be for you to get one? . . . . .	88
201	If you wanted to get some marijuana, how easy would it be for you to get some? . . . . .	88
202	During the past 12 months, have you participated in any alcohol prevention programs or seen any alcohol prevention messages in your school or community? Yes, a school-based program focused on preventing underage drinking and/or drinking and driving. . . . .	89
203	During the past 12 months, have you participated in any alcohol prevention programs or seen any alcohol prevention messages in your school or community? Yes, a community-based program focused on preventing underage drinking and/or drinking and driving (for example, through your church or temple or through youth groups like Boys and Girls Club or 4-H). . . . .	89
204	During the past 12 months, have you participated in any alcohol prevention programs or seen any alcohol prevention messages in your school or community? Yes, a media campaign addressing underage drinking and/or drinking and driving (for example, newspaper ads, posters, pamphlets, radio, TV). . . . .	89
205	During the past 12 months, have you participated in any alcohol prevention programs or seen any alcohol prevention messages in your school or community? No . . . . .	89
206	How wrong do your parents feel it would be for YOU to: drink beer, wine or hard liquor (for example, vodka, whiskey or gin) regularly? . . . . .	90
207	How wrong do your parents feel it would be for YOU to: smoke cigarettes? . . . . .	90
208	How wrong do your parents feel it would be for YOU to: smoke marijuana? . . . . .	90
209	How wrong do your parents feel it would be for YOU to: steal something worth more than \$5? . . . . .	91

210	How wrong do your parents feel it would be for YOU to: draw graffiti, write things, or draw pictures on buildings or other property (without the owner's permission)? . . . . .	91
211	How wrong do your parents feel it would be for YOU to: pick a fight with someone? . . . . .	91
212	During the past 12 months, have you talked with at least one of your parents about the dangers of underage drinking and/or drinking and driving? By parents, we mean either your biological parents, adoptive parents, stepparents, or adult guardians - whether or not they live with you. . . . .	92
213	Have any of your brothers or sisters ever: drunk beer, wine or hard liquor (for example, vodka, whiskey or gin)? . . . . .	92
214	Have any of your brothers or sisters ever: smoked marijuana? . . . . .	92
215	Have any of your brothers or sisters ever: smoked cigarettes? . . . . .	92
216	Have any of your brothers or sisters ever: taken a handgun to school? . . . . .	93
217	Have any of your brothers or sisters ever: been suspended or expelled from school? . . . . .	93
218	The rules in my family are clear. . . . .	93
219	People in my family often insult or yell at each other. . . . .	94
220	When I am not at home, one of my parents knows where I am and who I am with. . . . .	94
221	We argue about the same things in my family over and over. . . . .	94
222	If you drank some beer or wine or liquor (for example, vodka, whiskey, or gin) without your parents' permission, would you be caught by your parents? . . . . .	95
223	My family has clear rules about alcohol and drug use. . . . .	95
224	If you carried a handgun without your parents' permission, would you be caught by your parents? . . . . .	95
225	If you skipped school would you be caught by your parents? . . . . .	96
226	Do you feel very close to your mother? . . . . .	96
227	Do you share your thoughts and feelings with your mother? . . . . .	96
228	My parents ask me what I think before most family decisions affecting me are made. . . . .	97
229	Do you share your thoughts and feelings with your father? . . . . .	97
230	Do you enjoy spending time with your mother? . . . . .	97
231	Do you enjoy spending time with your father? . . . . .	98
232	If I had a personal problem, I could ask my mom or dad for help. . . . .	98
233	Do you feel very close to your father? . . . . .	98
234	My parents give me lots of chances to do fun things with them. . . . .	99
235	My parents ask if I've gotten my homework done. . . . .	99
236	People in my family have serious arguments. . . . .	99
237	Would your parents know if you did not come home on time? . . . . .	100
238	It is important to be honest with your parents, even if they become upset or you get punished. . . . .	100



239	My parents notice when I am doing a good job and let me know about it. . . . .	100
240	How often do your parents tell you they're proud of you for something you've done? . . . . .	101
241	How many brothers and sisters, including stepbrothers and sisters, do you have that are younger than you? . . . . .	101
242	How many brothers and sisters, including stepbrothers and sisters, do you have that are older than you? . . . . .	101
243	Have you changed homes in the past year (the last 12 months)? . . . . .	102
244	How many times have you changed homes since kindergarten? . . . . .	102
245	Have you changed schools (including changing from elementary to middle and middle to high school) in the past year? . . . . .	102
246	How many times have you changed schools since kindergarten (including changing from elementary to middle and middle to high school)? . . . . .	103
247	Has anyone in your family ever had severe alcohol or drug problems? . . . . .	103
248	About how many adults (over 21) have you known personally who in the past year have: used marijuana, crack, cocaine, or other drugs? . . . . .	103
249	About how many adults (over 21) have you known personally who in the past year have: sold or dealt drugs? . . . . .	104
250	About how many adults (over 21) have you known personally who in the past year have: done other things that could get them in trouble with the police, like stealing, selling stolen goods, mugging or assaulting others, etc.? . . . .	104
251	About how many adults (over 21) have you known personally who in the past year have: gotten drunk or high? . . . . .	104
252	Have you seen or heard information about underage drinking in the past 12 months from the following sources? Radio . . . . .	105
253	Have you seen or heard information about underage drinking in the past 12 months from the following sources? TV. . . . .	105
254	Have you seen or heard information about underage drinking in the past 12 months from the following sources? Print. This includes information on underage drinking you may have seen in the newspaper, on a billboard, in pamphlets, on stickers, etc. . . . .	105
255	Have you seen or heard information about underage drinking in the past 12 months from the following sources? Website or social media? (Facebook, Myspace, website, etc.) . . . . .	105
256	The next questions ask about your opinions of the information you saw or heard. If you have seen or heard more than one ad, please think about your favorite ad when answering these questions. The information about underage drinking that I saw or heard was convincing. . . . .	106

257	The next questions ask about your opinions of the information you saw or heard. If you have seen or heard more than one ad, please think about your favorite ad when answering these questions. The information about underage drinking that I saw or heard grabbed my attention. . . . .	106
258	The next questions ask about your opinions of the information you saw or heard. If you have seen or heard more than one ad, please think about your favorite ad when answering these questions. The information about underage drinking that I saw or heard said something important to me. . . . .	106
259	The next questions ask about your opinions of the information you saw or heard. If you have seen or heard more than one ad, please think about your favorite ad when answering these questions. Seeing or hearing this information about underage drinking made me want to stop or decrease my drinking. . . . .	107
260	How honest were you in filling out this survey? . . . . .	107

List of Figures

1	Grade Chart . . . . .	12
2	Gender Chart . . . . .	13
3	Age Chart . . . . .	14
4	Ethnic Origin Chart . . . . .	15

# 1 INTRODUCTION

This report was generated from data collected on the *2011 Arkansas Prevention Needs Assessment Student Survey*. This report contains basic frequency tables of all data collected and graphs on the selected demographic variables of grade, gender, age and ethnic origin. The graph on ethnic origin is represented as a bar chart rather than as a pie chart. This is because students were allowed to mark more than one response for ethnic origin as opposed to being allowed to mark only one response. The bars represent the percent of students who marked each of the ethnic categories.

Questions regarding the information found in this report can be directed to:

**Pride Surveys**

160 Vanderbilt Court  
Bowling Green, KY 42103  
1-800-279-6361  
[www.pridesurveys.com](http://www.pridesurveys.com)

# Grade Chart

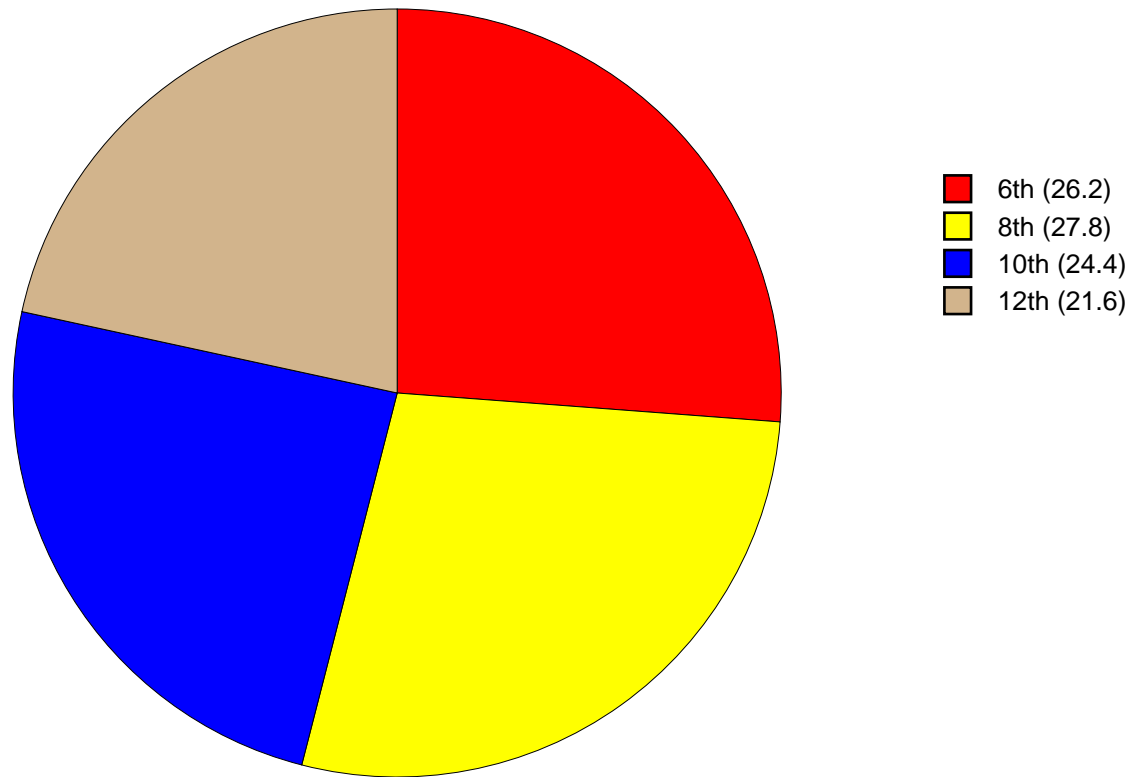


Figure 1: Grade Chart

## Gender Chart

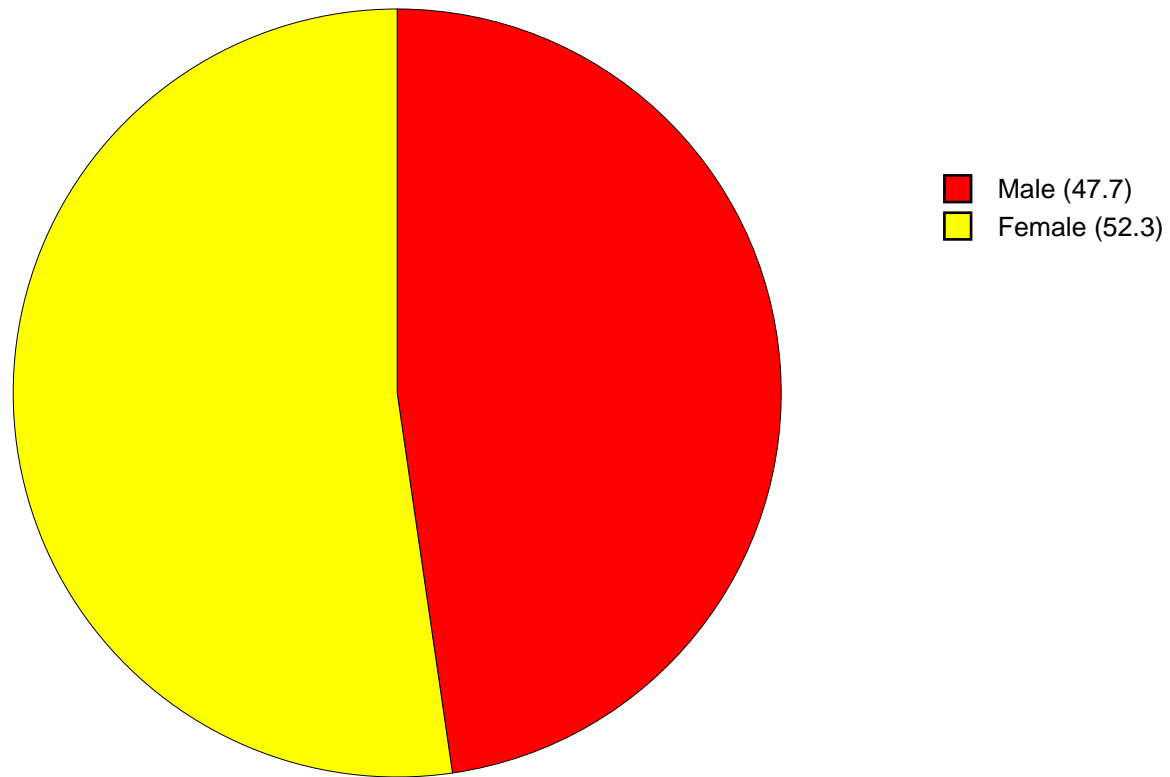


Figure 2: Gender Chart

# Age Chart

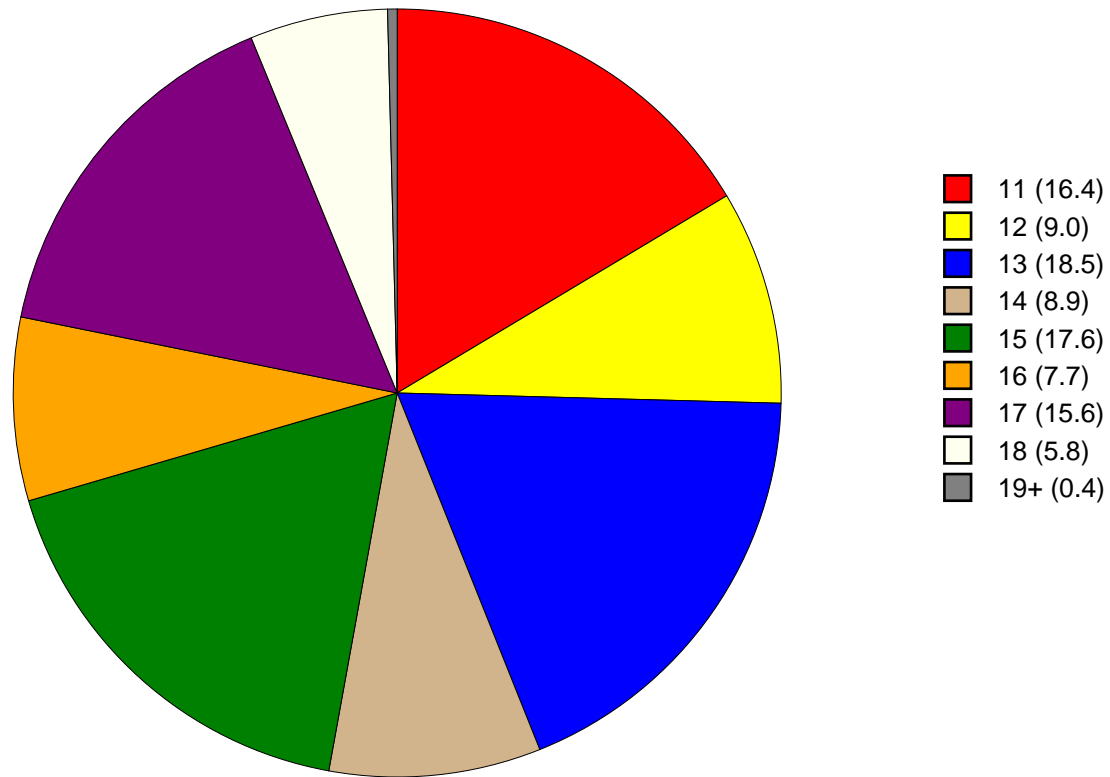


Figure 3: Age Chart



# Ethnic Origin Chart

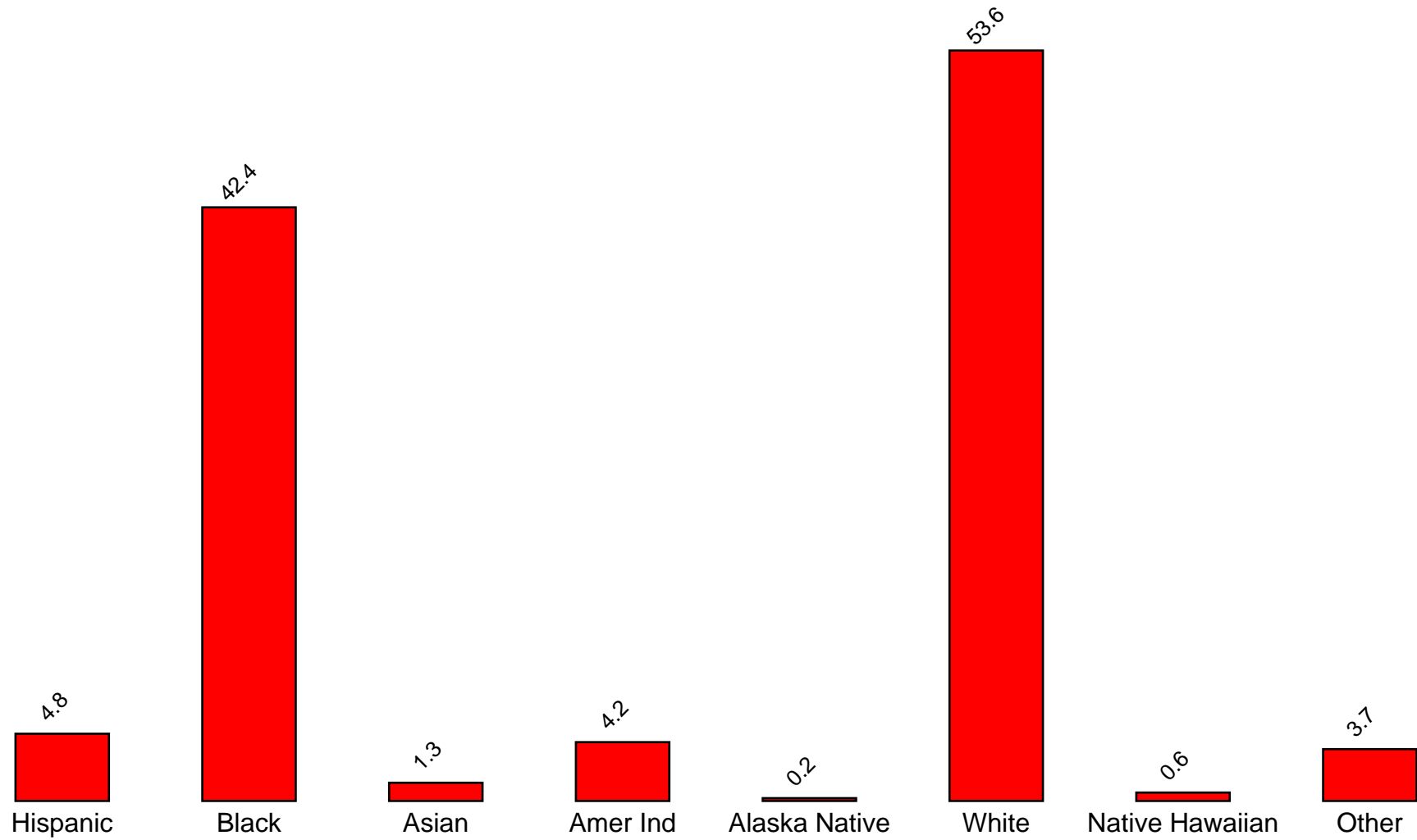


Figure 4: Ethnic Origin Chart

## 2 PERCENTAGE TABLES

The following tables contain frequency distribution detailing how your students responded to each question on the survey. The tables appear in the same order as the questions on the survey. The tables include breakdowns by grade level as well as overall percentages. The *N of Valid* row is a frequency count of the number of valid responses to each question for each grade and overall. The *N of Miss* row is a frequency count of the number of invalid (marked more than one response) or missing (i.e. did not respond) responses to each question for each grade and overall.

For the questions that allowed more than one response (i.e. race, live with, etc.) each response becomes a separate table. If a student did not mark the response, that was counted as a NO response, and if they did mark the response, that was counted as a YES response. Since a non response is a valid response for these questions, the *N of Miss* will always be zero for these questions.

Table 1: Sex

Response	6	8	10	12	Total	
Male	51.1	47.9	42.7	48.8	47.7	
Female	48.9	52.1	57.3	51.2	52.3	
N of Valid	1075	1143	994	881	4093	
N of Miss	8	6	15	12	41	

Table 2: Age

Response	6	8	10	12	Total	
10 or younger	0.0	0.0	0.0	0.0	0.0	
11	62.8	0.0	0.0	0.0	16.4	
12	34.2	0.2	0.0	0.0	9.0	
13	3.0	63.7	0.0	0.0	18.5	
14	0.0	31.6	0.5	0.0	8.9	
15	0.0	4.3	67.2	0.0	17.6	
16	0.0	0.3	30.5	0.8	7.7	
17	0.0	0.0	1.9	70.3	15.6	
18	0.0	0.0	0.0	27.0	5.8	
19 or older	0.0	0.0	0.0	1.9	0.4	
N of Valid	1079	1146	1008	891	4124	
N of Miss	4	3	1	2	10	

Table 3: Are you Hispanic or Latino?

Response	6	8	10	12	Total	
No	94.8	95.3	95.2	95.4	95.2	
Yes	5.2	4.7	4.8	4.6	4.8	
N of Valid	1031	1117	967	872	3987	
N of Miss	52	32	41	21	146	

Table 4: What is your race? Black or African American



Response	6	8	10	12	Total	
No	57.2	54.9	59.8	58.9	57.6	
Yes	42.8	45.1	40.2	41.1	42.4	
N of Valid	1083	1149	1009	893	4134	
N of Miss	0	0	0	0	0	

Table 5: What is your race? Asian



Response	6	8	10	12	Total	
No	98.9	98.8	99.0	98.0	98.7	
Yes	1.1	1.2	1.0	2.0	1.3	
N of Valid	1083	1149	1009	893	4134	
N of Miss	0	0	0	0	0	

Table 6: What is your race? American Indian



Response	6	8	10	12	Total	
No	93.2	96.3	96.9	97.0	95.8	
Yes	6.8	3.7	3.1	3.0	4.2	
N of Valid	1083	1149	1009	893	4134	
N of Miss	0	0	0	0	0	

Table 7: What is your race? Alaska Native



Response	6	8	10	12	Total	
No	99.8	99.9	99.8	99.7	99.8	
Yes	0.2	0.1	0.2	0.3	0.2	
N of Valid	1083	1149	1009	893	4134	
N of Miss	0	0	0	0	0	

Table 8: What is your race? White



Response	6	8	10	12	Total	
No	48.3	47.6	43.0	46.6	46.4	
Yes	51.7	52.4	57.0	53.4	53.6	
N of Valid	1083	1149	1009	893	4134	
N of Miss	0	0	0	0	0	

Table 9: What is your race? Native Hawaiian or Other Pacific Islander



Response	6	8	10	12	Total	
No	99.5	99.7	99.0	99.2	99.4	
Yes	0.5	0.3	1.0	0.8	0.6	
N of Valid	1083	1149	1009	893	4134	
N of Miss	0	0	0	0	0	

Table 10: What is your race? Other



Response	6	8	10	12	Total	
No	94.9	97.3	97.4	95.5	96.3	
Yes	5.1	2.7	2.6	4.5	3.7	
N of Valid	1083	1149	1009	893	4134	
N of Miss	0	0	0	0	0	

Table 11: What is the highest level of schooling completed by your mother or father?









Response	6	8	10	12	Total	
Completed grade school or less	3.1	1.7	1.0	1.1	1.8	
Some high school	3.0	4.5	5.9	12.7	6.3	
Completed high school	15.5	20.3	21.1	21.9	19.6	
Some college	11.8	16.4	21.3	19.8	17.2	
Completed college	27.6	25.6	27.6	25.1	26.5	
Graduate or professional school after college	8.9	9.5	9.8	10.0	9.5	
Don't know	28.8	20.5	11.9	7.9	17.7	
Does not apply	1.4	1.6	1.3	1.5	1.4	
N of Valid	1034	1119	995	883	4031	
N of Miss	24	16	5	4	49	

Table 12: Think of where you live most of the time. Which of the following people live there with you? Mother



Response	6	8	10	12	Total	
No	13.0	15.2	16.9	18.5	15.8	
Yes	87.0	84.8	83.1	81.5	84.2	
N of Valid	1083	1149	1009	893	4134	
N of Miss	0	0	0	0	0	

Table 13: Think of where you live most of the time. Which of the following people live there with you? Stepmother



Response	6	8	10	12	Total	
No	95.8	95.0	94.7	93.6	94.8	
Yes	4.2	5.0	5.3	6.4	5.2	
N of Valid	1083	1149	1009	893	4134	
N of Miss	0	0	0	0	0	



Table 14: Think of where you live most of the time. Which of the following people live there with you? Foster Mother

Response	6	8	10	12	Total	
No	99.3	99.7	99.3	99.7	99.5	
Yes	0.7	0.3	0.7	0.3	0.5	
N of Valid	1083	1149	1009	893	4134	
N of Miss	0	0	0	0	0	

Table 15: Think of where you live most of the time. Which of the following people live there with you? Grandmother

Response	6	8	10	12	Total	
No	85.8	87.2	87.7	87.6	87.0	
Yes	14.2	12.8	12.3	12.4	13.0	
N of Valid	1083	1149	1009	893	4134	
N of Miss	0	0	0	0	0	

Table 16: Think of where you live most of the time. Which of the following people live there with you? Aunt

Response	6	8	10	12	Total	
No	94.9	96.0	95.8	97.8	96.1	
Yes	5.1	4.0	4.2	2.2	3.9	
N of Valid	1083	1149	1009	893	4134	
N of Miss	0	0	0	0	0	

Table 17: Think of where you live most of the time. Which of the following people live there with you? Father

Response	6	8	10	12	Total	
No	47.5	51.1	52.1	51.4	50.5	
Yes	52.5	48.9	47.9	48.6	49.5	
N of Valid	1083	1149	1009	893	4134	
N of Miss	0	0	0	0	0	

Table 18: Think of where you live most of the time. Which of the following people live there with you? Stepfather



Response	6	8	10	12	Total	
No	83.4	83.8	84.0	85.1	84.0	
Yes	16.6	16.2	16.0	14.9	16.0	
N of Valid	1083	1149	1009	893	4134	
N of Miss	0	0	0	0	0	

Table 19: Think of where you live most of the time. Which of the following people live there with you? Foster Father



Response	6	8	10	12	Total	
No	99.7	99.7	99.3	99.8	99.6	
Yes	0.3	0.3	0.7	0.2	0.4	
N of Valid	1083	1149	1009	893	4134	
N of Miss	0	0	0	0	0	

Table 20: Think of where you live most of the time. Which of the following people live there with you? Grandfather



Response	6	8	10	12	Total	
No	91.7	94.5	94.4	94.0	93.6	
Yes	8.3	5.5	5.6	6.0	6.4	
N of Valid	1083	1149	1009	893	4134	
N of Miss	0	0	0	0	0	

Table 21: Think of where you live most of the time. Which of the following people live there with you? Uncle



Response	6	8	10	12	Total	
No	94.8	97.2	97.1	97.4	96.6	
Yes	5.2	2.8	2.9	2.6	3.4	
N of Valid	1083	1149	1009	893	4134	
N of Miss	0	0	0	0	0	

Table 22: Think of where you live most of the time. Which of the following people live there with you? Other Adults

Response	6	8	10	12	Total	
No	97.6	99.2	98.8	97.5	98.3	
Yes	2.4	0.8	1.2	2.5	1.7	
N of Valid	1083	1149	1009	893	4134	
N of Miss	0	0	0	0	0	

Table 23: Think of where you live most of the time. Which of the following people live there with you? Brother(s)

Response	6	8	10	12	Total	
No	52.2	60.1	60.5	65.4	59.2	
Yes	47.8	39.9	39.5	34.6	40.8	
N of Valid	1083	1149	1009	893	4134	
N of Miss	0	0	0	0	0	

Table 24: Think of where you live most of the time. Which of the following people live there with you? Stepbrother(s)

Response	6	8	10	12	Total	
No	95.1	95.9	96.5	97.1	96.1	
Yes	4.9	4.1	3.5	2.9	3.9	
N of Valid	1083	1149	1009	893	4134	
N of Miss	0	0	0	0	0	

Table 25: Think of where you live most of the time. Which of the following people live there with you? Sister(s)

Response	6	8	10	12	Total	
No	53.3	62.8	64.5	67.9	61.8	
Yes	46.7	37.2	35.5	32.1	38.2	
N of Valid	1083	1149	1009	893	4134	
N of Miss	0	0	0	0	0	

Table 26: Think of where you live most of the time. Which of the following people live there with you? Stepsister(s)



Response	6	8	10	12	Total	
No	95.4	96.3	96.6	97.6	96.4	
Yes	4.6	3.7	3.4	2.4	3.6	
N of Valid	1083	1149	1009	893	4134	
N of Miss	0	0	0	0	0	

Table 27: Think of where you live most of the time. Which of the following people live there with you? Other Children



Response	6	8	10	12	Total	
No	95.4	95.6	94.8	93.4	94.9	
Yes	4.6	4.4	5.2	6.6	5.1	
N of Valid	1083	1149	1009	893	4134	
N of Miss	0	0	0	0	0	

Table 28: In my school, students have lots of chances to help decide things like class activities and rules.





Response	6	8	10	12	Total	
NO!	29.3	20.6	19.2	26.0	23.7	
no	36.0	33.4	35.0	35.2	34.9	
yes	27.4	38.0	35.2	31.9	33.3	
YES!	7.3	8.0	10.5	6.9	8.2	
N of Valid	1065	1133	996	886	4080	
N of Miss	16	15	13	7	51	

Table 29: Teachers ask me to work on special classroom projects.





Response	6	8	10	12	Total	
NO!	10.9	9.1	7.5	12.1	9.8	
no	31.2	35.4	35.8	33.2	33.9	
yes	41.1	46.1	45.2	45.0	44.4	
YES!	16.9	9.4	11.4	9.7	11.9	
N of Valid	1068	1138	999	889	4094	
N of Miss	14	11	10	4	39	

Table 30: My teacher(s) notices when I am doing a good job and lets me know about it.


Response	6	8	10	12	Total	
NO!	4.1	5.8	6.7	9.2	6.3	
no	11.2	17.1	19.3	20.5	16.8	
yes	45.9	48.2	50.6	50.9	48.7	
YES!	38.8	28.9	23.5	19.4	28.1	
N of Valid	1066	1127	997	882	4072	
N of Miss	16	20	12	11	59	

Table 31: There are lots of chances for students in my school to get involved in sports, clubs, and other school activities outside of class.


Response	6	8	10	12	Total	
NO!	8.9	2.6	2.0	3.5	4.3	
no	14.6	7.3	5.1	5.8	8.3	
yes	40.1	36.0	39.1	36.0	37.9	
YES!	36.5	54.1	53.8	54.7	49.5	
N of Valid	1072	1136	999	885	4092	
N of Miss	9	11	9	8	37	

Table 32: There are lots of chances for students in my school to talk with a teacher one-on-one.


Response	6	8	10	12	Total	
NO!	5.5	5.0	5.1	6.3	5.5	
no	14.2	18.4	22.3	18.4	18.2	
yes	46.6	50.0	50.7	52.8	49.9	
YES!	33.7	26.6	21.8	22.5	26.4	
N of Valid	1071	1137	994	886	4088	
N of Miss	12	11	15	6	44	

Table 33: I feel safe at my school.


Response	6	8	10	12	Total	
NO!	11.4	8.7	10.7	10.2	10.2	
no	14.0	18.2	17.8	16.2	16.6	
yes	39.6	50.5	51.6	52.9	48.4	
YES!	35.1	22.6	19.8	20.8	24.8	
N of Valid	1066	1137	998	885	4086	
N of Miss	15	11	11	8	45	

Table 34: The school lets my parents know when I have done something well.


Response	6	8	10	12	Total	
NO!	15.0	16.6	24.2	28.6	20.6	
no	27.6	36.6	42.1	40.6	36.5	
yes	36.2	34.7	24.7	24.4	30.4	
YES!	21.1	12.1	9.0	6.4	12.5	
N of Valid	1065	1133	996	877	4071	
N of Miss	17	16	13	16	62	

Table 35: My teachers praise me when I work hard in school.


Response	6	8	10	12	Total	
NO!	16.6	14.5	16.3	17.6	16.2	
no	25.2	37.3	36.2	37.0	33.8	
yes	37.6	36.7	38.1	37.4	37.5	
YES!	20.5	11.5	9.4	8.0	12.6	
N of Valid	1058	1132	994	874	4058	
N of Miss	23	17	15	19	74	



Table 36: Are your school grades better than the grades of most students in your class?

Response	6	8	10	12	Total	
NO!	9.6	5.5	5.0	4.2	6.2	
no	27.7	28.9	26.6	16.7	25.4	
yes	42.4	47.7	49.4	54.7	48.3	
YES!	20.3	17.9	19.0	24.4	20.2	
N of Valid	1061	1131	997	885	4074	
N of Miss	21	15	11	7	54	

Table 37: I have lots of chances to be part of class discussions or activities.

Response	6	8	10	12	Total	
NO!	7.5	4.6	3.8	5.5	5.4	
no	17.2	16.5	14.6	14.7	15.8	
yes	46.7	51.2	57.4	58.7	53.1	
YES!	28.5	27.8	24.2	21.1	25.6	
N of Valid	1073	1135	997	886	4091	
N of Miss	10	14	12	7	43	

Table 38: Now thinking back over the past year in school, how often did you: enjoy being in school?

Response	6	8	10	12	Total	
Never	12.4	7.2	8.4	10.9	9.7	
Seldom	7.5	10.4	15.5	16.8	12.3	
Sometimes	43.5	46.7	44.1	42.3	44.3	
Often	20.6	21.9	23.6	23.0	22.2	
Almost always	16.1	13.6	8.4	7.0	11.6	
N of Valid	1059	1121	996	880	4056	
N of Miss	20	26	12	13	71	

Table 39: Now thinking back over the past year in school, how often did you: hate being in school?


Response	6	8	10	12	Total	
Never	18.3	10.5	6.6	4.0	10.1	
Seldom	17.6	22.5	19.7	19.1	19.8	
Sometimes	34.2	38.4	36.9	36.9	36.6	
Often	15.2	17.6	23.2	24.5	19.9	
Almost always	14.8	11.0	13.6	15.5	13.6	
N of Valid	1054	1118	1000	880	4052	
N of Miss	27	30	8	12	77	

Table 40: Now thinking back over the past year in school, how often did you: try to do your best work in school?


Response	6	8	10	12	Total	
Never	0.7	0.6	0.9	0.9	0.8	
Seldom	1.1	1.4	2.1	2.6	1.8	
Sometimes	7.3	10.3	14.5	13.3	11.2	
Often	16.8	27.1	30.0	34.1	26.7	
Almost always	74.1	60.5	52.5	49.1	59.6	
N of Valid	1046	1122	998	878	4044	
N of Miss	35	26	11	15	87	

Table 41: How often do you feel that the school work you are assigned is meaningful and important?

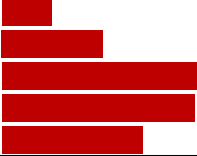
Response	6	8	10	12	Total	
Never	5.3	4.7	6.7	5.9	5.6	
Seldom	9.0	12.2	19.0	17.2	14.1	
Sometimes	22.1	27.7	34.5	38.8	30.3	
Often	30.6	33.1	27.7	24.8	29.3	
Almost always	33.0	22.3	12.1	13.2	20.6	
N of Valid	1050	1128	991	878	4047	
N of Miss	32	20	18	15	85	

Table 42: Putting them all together, what were your grades like last year?

Response	6	8	10	12	Total	
Mostly F's	2.4	2.2	0.9	0.3	1.5	
Mostly D's	3.6	5.9	3.9	1.6	3.9	
Mostly C's	15.0	25.0	23.0	19.3	20.7	
Mostly B's	37.6	36.8	40.3	44.1	39.5	
Mostly A's	41.3	30.1	31.8	34.7	34.4	
N of Valid	991	1087	972	871	3921	
N of Miss	18	11	9	13	51	

Table 43: How important do you think the things you are learning in school are going to be for your later life?

Response	6	8	10	12	Total	
Very important	61.0	47.9	30.3	24.3	41.9	
Quite important	19.0	22.7	25.3	24.3	22.7	
Fairly important	12.7	19.8	28.2	30.6	22.3	
Slightly important	4.8	8.2	12.6	17.3	10.3	
Not at all important	2.5	1.4	3.6	3.4	2.7	
N of Valid	1063	1134	997	875	4069	
N of Miss	19	13	12	18	62	

Table 44: How interesting are most of your courses to you?

Response	6	8	10	12	Total	
Very interesting and stimulating	22.1	13.7	8.7	8.9	13.6	
Quite interesting	32.1	29.9	26.8	21.5	27.9	
Fairly interesting	28.3	33.7	38.2	41.7	35.1	
Slightly dull	10.2	14.9	18.8	19.2	15.6	
Very dull	7.3	7.9	7.6	8.7	7.8	
N of Valid	1053	1132	993	875	4053	
N of Miss	30	17	16	18	81	

Table 45: During the LAST FOUR WEEKS how many whole days of school have you missed because you skipped or 'cut'?








Response	6	8	10	12	Total	
None	72.3	78.8	76.2	67.5	74.0	
1	10.2	7.4	9.8	13.8	10.1	
2	6.6	6.2	5.2	7.1	6.2	
3	5.9	3.2	3.7	5.3	4.5	
4-5	3.9	2.8	3.0	3.4	3.3	
6-10	0.7	0.8	1.2	1.6	1.1	
11 or more	0.4	0.8	0.8	1.4	0.8	
N of Valid	1068	1134	997	876	4075	
N of Miss	14	15	12	17	58	

Table 46: What are the chances you would be seen as cool if you: smoked cigarettes?






Response	6	8	10	12	Total	
No or very little chance	86.8	70.6	56.6	54.6	67.9	
Little chance	7.2	13.8	17.7	18.9	14.1	
Some chance	2.6	7.8	15.1	17.0	10.2	
Pretty good chance	1.9	5.2	5.9	5.0	4.5	
Very good chance	1.5	2.6	4.7	4.5	3.2	
N of Valid	1054	1122	991	875	4042	
N of Miss	26	24	15	17	82	

Table 47: What are the chances you would be seen as cool if you: worked hard at school?






Response	6	8	10	12	Total	
No or very little chance	6.1	8.9	10.0	11.2	9.0	
Little chance	7.0	11.1	16.2	18.1	12.8	
Some chance	14.9	21.5	25.5	24.0	21.3	
Pretty good chance	23.8	26.0	26.4	24.0	25.1	
Very good chance	48.1	32.5	22.0	22.7	31.9	
N of Valid	1058	1131	990	874	4053	
N of Miss	21	18	19	18	76	

Table 48: What are the chances you would be seen as cool if you: began drinking alcoholic beverages regularly, that is, at least once or twice a month?






Response	6	8	10	12	Total	
No or very little chance	83.9	62.6	38.0	35.4	56.2	
Little chance	9.0	14.2	17.0	18.2	14.4	
Some chance	2.8	10.9	19.9	17.8	12.5	
Pretty good chance	2.7	7.7	15.7	19.1	10.8	
Very good chance	1.7	4.7	9.4	9.5	6.1	
N of Valid	1047	1123	992	874	4036	
N of Miss	32	23	17	19	91	

Table 49: What are the chances you would be seen as cool if you: defended someone who was being verbally abused at school?






Response	6	8	10	12	Total	
No or very little chance	19.0	15.6	13.7	15.0	15.9	
Little chance	9.5	11.5	14.3	16.5	12.8	
Some chance	15.4	22.6	28.1	28.1	23.3	
Pretty good chance	22.2	24.0	24.4	22.5	23.3	
Very good chance	33.9	26.2	19.4	17.9	24.7	
N of Valid	1050	1119	990	875	4034	
N of Miss	31	28	19	18	96	

Table 50: What are the chances you would be seen as cool if you: smoked marijuana?






Response	6	8	10	12	Total	
No or very little chance	89.7	72.7	48.3	46.6	65.5	
Little chance	3.5	9.7	12.3	14.4	9.7	
Some chance	2.9	6.2	13.4	15.5	9.1	
Pretty good chance	1.5	5.4	12.4	11.0	7.3	
Very good chance	2.4	6.1	13.5	12.4	8.3	
N of Valid	1048	1119	990	869	4026	
N of Miss	35	29	19	22	105	

Table 51: What are the chances you would be seen as cool if you: carried a handgun?






Response	6	8	10	12	Total	
No or very little chance	80.5	75.0	66.3	66.9	72.5	
Little chance	8.2	11.0	14.6	14.7	12.0	
Some chance	5.3	4.1	8.4	7.9	6.3	
Pretty good chance	2.1	4.3	4.1	5.2	3.9	
Very good chance	3.9	5.6	6.6	5.4	5.3	
N of Valid	1041	1115	991	872	4019	
N of Miss	39	32	18	20	109	

Table 52: What are the chances you would be seen as cool if you: regularly volunteered to do community service?






Response	6	8	10	12	Total	
No or very little chance	27.3	32.6	27.9	25.4	28.5	
Little chance	14.8	17.9	21.9	23.0	19.2	
Some chance	16.8	20.2	25.6	24.5	21.6	
Pretty good chance	16.9	17.5	14.2	16.2	16.3	
Very good chance	24.2	11.7	10.4	10.9	14.5	
N of Valid	1048	1117	989	874	4028	
N of Miss	35	32	19	19	105	

Table 53: Think of your four best friends (the friends you feel closest to). In the past year (12 months), how many of your best friends have: participated in clubs, organizations or activities at school?






Response	6	8	10	12	Total	
0	17.1	10.2	9.7	8.2	11.5	
1	15.1	11.1	10.2	7.9	11.3	
2	15.7	18.6	16.4	14.7	16.5	
3	16.3	16.7	14.5	17.5	16.2	
4	35.8	43.5	49.2	51.7	44.6	
N of Valid	1057	1110	988	869	4024	
N of Miss	23	37	20	24	104	

Table 54: Think of your four best friends (the friends you feel closest to). In the past year (12 months), how many of your best friends have: smoked cigarettes?






Response	6	8	10	12	Total	
0	90.2	72.4	55.7	46.2	67.3	
1	5.4	14.5	16.6	16.8	13.1	
2	2.3	6.2	12.4	14.8	8.5	
3	1.0	2.7	5.9	7.1	4.0	
4	1.1	4.3	9.4	15.1	7.0	
N of Valid	1057	1104	991	863	4015	
N of Miss	25	42	17	28	112	

Table 55: Think of your four best friends (the friends you feel closest to). In the past year (12 months), how many of your best friends have: tried beer, wine or hard liquor (for example, vodka, whiskey, or gin) when their parents didn't know about it?






Response	6	8	10	12	Total	
0	83.4	57.7	30.4	22.4	50.1	
1	8.4	13.8	17.6	14.4	13.4	
2	3.8	11.3	14.2	16.9	11.2	
3	2.0	5.8	12.1	13.5	8.0	
4	2.5	11.4	25.8	32.8	17.2	
N of Valid	1061	1104	994	866	4025	
N of Miss	21	42	15	27	105	

Table 56: Think of your four best friends (the friends you feel closest to). In the past year (12 months), how many of your best friends have: made a commitment to stay drug-free?






Response	6	8	10	12	Total	
0	11.9	19.2	31.7	34.1	23.5	
1	5.6	8.0	14.4	14.8	10.4	
2	5.7	10.0	11.5	13.1	9.9	
3	9.8	11.5	10.6	11.4	10.8	
4	67.0	51.3	31.9	26.7	45.3	
N of Valid	1056	1106	992	863	4017	
N of Miss	23	41	17	29	110	

Table 57: Think of your four best friends (the friends you feel closest to). In the past year (12 months), how many of your best friends have: used marijuana?


Response	6	8	10	12	Total	
0	95.6	80.6	57.6	49.1	72.1	
1	2.0	8.0	14.6	13.8	9.3	
2	1.3	3.2	9.9	12.4	6.3	
3	0.2	3.2	6.5	9.2	4.5	
4	0.9	5.0	11.4	15.5	7.8	
N of Valid	1057	1109	989	863	4018	
N of Miss	24	39	20	30	113	

Table 58: Think of your four best friends (the friends you feel closest to). In the past year (12 months), how many of your best friends have: tried to do well in school?


Response	6	8	10	12	Total	
0	2.6	2.7	3.9	4.4	3.3	
1	3.5	4.0	5.1	5.8	4.5	
2	7.0	8.9	12.8	13.7	10.4	
3	14.8	17.2	17.7	17.8	16.8	
4	72.1	67.2	60.5	58.4	64.9	
N of Valid	1054	1102	995	867	4018	
N of Miss	22	43	13	26	104	

Table 59: Think of your four best friends (the friends you feel closest to). In the past year (12 months), how many of your best friends have: used LSD, cocaine, amphetamines, or other illegal drugs?


Response	6	8	10	12	Total	
0	97.6	92.8	89.2	86.7	91.9	
1	1.3	3.5	6.0	5.8	4.1	
2	0.5	1.8	2.3	3.0	1.8	
3	0.2	0.4	1.1	1.5	0.7	
4	0.4	1.5	1.3	3.0	1.5	
N of Valid	1054	1103	994	867	4018	
N of Miss	28	44	15	26	113	



Table 60: Think of your four best friends (the friends you feel closest to). In the past year (12 months), how many of your best friends have: been suspended from school?






Response	6	8	10	12	Total	
0	57.8	49.6	56.4	62.9	56.3	
1	21.2	20.6	19.5	14.6	19.2	
2	9.6	13.5	10.7	10.9	11.2	
3	3.8	5.0	6.4	5.2	5.1	
4	7.6	11.4	6.9	6.5	8.2	
N of Valid	1052	1107	993	865	4017	
N of Miss	25	41	16	25	107	

Table 61: Think of your four best friends (the friends you feel closest to). In the past year (12 months), how many of your best friends have: liked school?






Response	6	8	10	12	Total	
0	23.8	25.9	31.7	35.8	28.9	
1	12.9	12.7	15.2	10.8	13.0	
2	16.7	18.8	20.5	23.4	19.7	
3	17.2	18.9	14.5	11.9	15.9	
4	29.4	23.6	18.1	18.1	22.6	
N of Valid	1058	1109	989	867	4023	
N of Miss	21	39	19	26	105	

Table 62: Think of your four best friends (the friends you feel closest to). In the past year (12 months), how many of your best friends have: carried a handgun?






Response	6	8	10	12	Total	
0	93.4	91.2	91.3	84.9	90.5	
1	2.8	4.1	3.7	5.1	3.9	
2	1.8	1.7	2.1	4.1	2.4	
3	0.8	0.9	1.1	2.0	1.1	
4	1.2	2.1	1.7	3.9	2.2	
N of Valid	1057	1107	992	868	4024	
N of Miss	23	41	17	25	106	

Table 63: Think of your four best friends (the friends you feel closest to). In the past year (12 months), how many of your best friends have: sold illegal drugs?






Response	6	8	10	12	Total	
0	97.7	92.8	85.0	80.9	89.6	
1	1.0	3.6	7.6	7.5	4.8	
2	0.6	1.1	3.8	5.9	2.7	
3	0.4	0.9	1.3	1.7	1.0	
4	0.3	1.5	2.2	3.9	1.9	
N of Valid	1050	1104	989	864	4007	
N of Miss	31	45	20	29	125	

Table 64: Think of your four best friends (the friends you feel closest to). In the past year (12 months), how many of your best friends have: regularly attended religious services?






Response	6	8	10	12	Total	
0	27.1	19.3	13.4	12.9	18.5	
1	9.2	8.4	9.3	13.7	10.0	
2	9.6	13.9	19.9	19.7	15.5	
3	12.5	17.2	17.5	17.3	16.0	
4	41.6	41.3	39.9	36.5	40.0	
N of Valid	1035	1101	985	863	3984	
N of Miss	45	46	23	30	144	

Table 65: Think of your four best friends (the friends you feel closest to). In the past year (12 months), how many of your best friends have: stolen or tried to steal a motor vehicle such as a car or motorcycle?






Response	6	8	10	12	Total	
0	95.5	93.7	93.2	92.4	93.8	
1	2.5	3.9	3.2	3.9	3.4	
2	0.9	0.7	1.5	2.1	1.3	
3	0.4	0.3	0.7	0.7	0.5	
4	0.8	1.4	1.3	0.9	1.1	
N of Valid	1061	1110	990	866	4027	
N of Miss	22	39	19	27	107	

Table 66: Think of your four best friends (the friends you feel closest to). In the past year (12 months), how many of your best friends have: been arrested?






Response	6	8	10	12	Total	
0	93.1	85.4	82.8	77.4	85.1	
1	4.8	7.7	9.3	10.6	8.0	
2	0.8	3.1	4.5	5.4	3.3	
3	0.5	1.7	1.0	3.5	1.6	
4	0.8	2.2	2.4	3.0	2.0	
N of Valid	1059	1111	988	864	4022	
N of Miss	24	38	21	28	111	

Table 67: Think of your four best friends (the friends you feel closest to). In the past year (12 months), how many of your best friends have: dropped out of school?






Response	6	8	10	12	Total	
0	93.5	93.8	91.0	85.7	91.3	
1	4.3	3.8	5.7	8.5	5.4	
2	1.2	1.0	1.6	3.2	1.7	
3	0.5	0.5	0.8	1.3	0.7	
4	0.5	0.9	0.9	1.3	0.9	
N of Valid	1058	1110	988	866	4022	
N of Miss	25	39	20	27	111	

Table 68: Think of your four best friends (the friends you feel closest to). In the past year (12 months), how many of your best friends have: been members of a gang?






Response	6	8	10	12	Total	
0	87.6	83.9	82.4	83.4	84.4	
1	5.3	6.1	6.3	4.4	5.6	
2	2.3	3.2	3.8	4.2	3.3	
3	1.0	2.1	2.4	1.5	1.8	
4	3.8	4.6	5.0	6.6	4.9	
N of Valid	1059	1109	991	866	4025	
N of Miss	23	40	18	27	108	

Table 69: How old were you when you first: smoked marijuana?


Response	6	8	10	12	Total	
Never	99.2	91.2	74.7	66.4	83.9	
10 or younger	0.2	1.4	2.2	1.9	1.4	
11	0.5	1.3	1.4	1.4	1.1	
12	0.0	2.3	2.8	2.3	1.8	
13	0.0	2.1	4.6	4.7	2.7	
14	0.0	1.3	6.5	3.8	2.8	
15	0.0	0.3	6.7	5.7	3.0	
16	0.0	0.0	1.0	7.8	1.9	
17 or older	0.1	0.0	0.1	6.1	1.4	
N of Valid	1061	1118	999	875	4053	
N of Miss	19	29	10	16	74	

Table 70: How old were you when you first: smoked a cigarette, even just a puff?


Response	6	8	10	12	Total	
Never	88.7	73.2	56.3	54.1	69.0	
10 or younger	7.4	10.9	12.0	9.9	10.0	
11	3.0	4.5	4.2	4.0	3.9	
12	0.8	6.4	6.6	4.3	4.5	
13	0.1	4.1	6.1	5.2	3.8	
14	0.0	1.0	7.2	5.1	3.1	
15	0.0	0.0	6.3	4.6	2.6	
16	0.0	0.0	1.2	8.3	2.1	
17 or older	0.0	0.0	0.0	4.6	1.0	
N of Valid	1061	1111	995	870	4037	
N of Miss	19	37	11	19	86	

Table 71: How old were you when you first: had more than a sip or two of beer, wine or hard liquor (for example, vodka, whiskey, or gin)?










Response	6	8	10	12	Total	
Never	79.0	58.9	34.9	29.3	51.9	
10 or younger	12.6	12.3	13.2	9.6	12.0	
11	7.0	7.6	4.8	3.0	5.7	
12	1.2	7.9	5.8	5.4	5.1	
13	0.0	10.7	11.4	6.1	7.1	
14	0.0	2.2	15.6	9.3	6.4	
15	0.0	0.5	12.0	10.8	5.4	
16	0.0	0.0	2.0	15.8	3.9	
17 or older	0.2	0.0	0.2	10.7	2.4	
N of Valid	1062	1111	993	869	4035	
N of Miss	20	33	12	22	87	

Table 72: How old were you when you first: began drinking alcoholic beverages regularly, that is, at least once or twice a month?










Response	6	8	10	12	Total	
Never	97.2	91.3	73.9	66.2	83.1	
10 or younger	1.4	2.1	1.7	1.1	1.6	
11	1.0	1.2	1.1	0.8	1.0	
12	0.2	1.7	1.7	1.7	1.3	
13	0.0	3.0	3.5	2.1	2.1	
14	0.0	0.7	6.0	4.0	2.5	
15	0.0	0.1	10.2	6.1	3.9	
16	0.0	0.0	1.7	9.4	2.4	
17 or older	0.2	0.0	0.1	8.7	2.0	
N of Valid	1060	1111	996	875	4042	
N of Miss	22	35	12	17	86	

Table 73: How old were you when you first: used phenoxydine (pox, px, breeze)?


Response	6	8	10	12	Total	
Never	100.0	100.0	100.0	100.0	100.0	
10 or younger	0.0	0.0	0.0	0.0	0.0	
11	0.0	0.0	0.0	0.0	0.0	
12	0.0	0.0	0.0	0.0	0.0	
13	0.0	0.0	0.0	0.0	0.0	
14	0.0	0.0	0.0	0.0	0.0	
15	0.0	0.0	0.0	0.0	0.0	
16	0.0	0.0	0.0	0.0	0.0	
17 or older	0.0	0.0	0.0	0.0	0.0	
N of Valid	1041	1108	987	875	4011	
N of Miss	39	39	22	18	118	

Table 74: How old were you when you first: got suspended from school?










Response	6	8	10	12	Total	
Never	81.1	71.1	67.9	66.5	71.9	
10 or younger	11.8	7.4	7.6	6.2	8.3	
11	6.0	5.7	3.8	3.2	4.8	
12	1.1	7.5	4.8	5.0	4.6	
13	0.0	6.1	6.2	4.6	4.2	
14	0.0	1.9	6.0	5.8	3.3	
15	0.0	0.4	3.1	4.5	1.8	
16	0.0	0.0	0.4	3.2	0.8	
17 or older	0.0	0.0	0.0	1.0	0.2	
N of Valid	1055	1106	995	874	4030	
N of Miss	21	34	12	18	85	

Table 75: How old were you when you first: got arrested?










Response	6	8	10	12	Total	
Never	97.8	95.1	92.4	86.8	93.4	
10 or younger	1.4	0.8	0.5	0.7	0.9	
11	0.5	0.5	0.5	0.7	0.5	
12	0.2	1.4	0.8	0.8	0.8	
13	0.0	1.6	0.8	1.1	0.9	
14	0.0	0.5	2.4	2.2	1.2	
15	0.0	0.1	2.0	2.4	1.0	
16	0.0	0.0	0.4	2.8	0.7	
17 or older	0.1	0.1	0.2	2.5	0.6	
N of Valid	1056	1111	998	872	4037	
N of Miss	27	38	11	18	94	

Table 76: How old were you when you first: carried a handgun?










Response	6	8	10	12	Total	
Never	95.6	94.0	94.2	89.7	93.5	
10 or younger	1.7	1.4	0.8	1.9	1.4	
11	1.6	0.9	0.6	0.2	0.9	
12	0.8	1.4	1.3	0.8	1.1	
13	0.1	1.7	1.1	0.9	1.0	
14	0.0	0.5	1.2	1.4	0.7	
15	0.0	0.0	0.6	1.6	0.5	
16	0.0	0.0	0.2	1.7	0.4	
17 or older	0.2	0.1	0.0	1.7	0.4	
N of Valid	1055	1107	994	873	4029	
N of Miss	28	40	12	20	100	

Table 77: How old were you when you first: attacked someone with the idea of seriously hurting them?










Response	6	8	10	12	Total	
Never	84.0	80.5	75.0	76.4	79.2	
10 or younger	7.6	4.7	6.6	4.4	5.8	
11	7.0	3.3	2.5	1.7	3.7	
12	1.1	4.1	2.7	2.4	2.6	
13	0.1	5.1	3.3	2.5	2.8	
14	0.0	1.8	4.9	3.0	2.4	
15	0.0	0.5	3.9	3.0	1.7	
16	0.1	0.0	0.8	3.8	1.0	
17 or older	0.1	0.0	0.2	2.9	0.7	
N of Valid	1056	1108	992	872	4028	
N of Miss	24	35	15	18	92	

Table 78: How old were you when you first: belonged to a gang?










Response	6	8	10	12	Total	
Never	95.4	93.7	92.8	91.1	93.3	
10 or younger	2.3	0.9	1.6	1.8	1.6	
11	1.4	1.2	0.8	0.7	1.0	
12	0.8	1.3	1.2	1.5	1.2	
13	0.0	1.8	1.0	0.8	0.9	
14	0.0	1.1	0.9	1.1	0.8	
15	0.0	0.1	1.2	1.1	0.6	
16	0.0	0.0	0.5	0.5	0.2	
17 or older	0.1	0.0	0.0	1.4	0.3	
N of Valid	1059	1112	997	876	4044	
N of Miss	24	36	12	17	89	



Table 79: How wrong do you think it is for someone your age to: take a handgun to school?





Response	6	8	10	12	Total	
Very wrong	91.5	86.5	86.6	87.9	88.1	
Wrong	6.4	9.4	8.9	7.9	8.2	
A little bit wrong	1.6	3.0	2.9	3.0	2.6	
Not wrong at all	0.5	1.2	1.6	1.3	1.1	
N of Valid	1064	1130	998	878	4070	
N of Miss	16	19	11	15	61	

Table 80: How wrong do you think it is for someone your age to: steal anything worth more than \$5?





Response	6	8	10	12	Total	
Very wrong	66.4	58.8	57.3	64.2	61.6	
Wrong	24.7	31.2	30.9	26.7	28.5	
A little bit wrong	6.6	8.4	9.6	7.2	8.0	
Not wrong at all	2.3	1.5	2.2	1.8	1.9	
N of Valid	1061	1125	994	875	4055	
N of Miss	20	23	12	18	73	

Table 81: How wrong do you think it is for someone your age to: pick a fight with someone?





Response	6	8	10	12	Total	
Very wrong	54.2	44.8	41.1	49.2	47.3	
Wrong	27.8	31.6	31.8	27.6	29.8	
A little bit wrong	13.3	18.8	22.3	18.9	18.3	
Not wrong at all	4.7	4.7	4.8	4.2	4.6	
N of Valid	1058	1120	995	876	4049	
N of Miss	24	29	14	17	84	

Table 82: How wrong do you think it is for someone your age to: attack someone with the idea of seriously hurting them?





Response	6	8	10	12	Total	
Very wrong	78.9	70.5	60.5	61.5	68.3	
Wrong	12.8	17.6	22.7	23.3	18.8	
A little bit wrong	5.0	7.2	13.0	11.1	8.9	
Not wrong at all	3.3	4.6	3.8	4.1	4.0	
N of Valid	1057	1119	994	875	4045	
N of Miss	26	28	15	18	87	

Table 83: How wrong do you think it is for someone your age to: stay away from school all day when their parents think they are at school?





Response	6	8	10	12	Total	
Very wrong	80.2	67.2	52.0	47.8	62.7	
Wrong	13.8	22.0	28.1	30.6	23.2	
A little bit wrong	4.7	8.3	15.5	15.9	10.7	
Not wrong at all	1.3	2.6	4.4	5.7	3.4	
N of Valid	1063	1125	995	876	4059	
N of Miss	18	24	14	17	73	

Table 84: How wrong do you think it is for someone your age to: drink beer, wine or hard liquor (for example, vodka, whiskey, or gin) regularly?





Response	6	8	10	12	Total	
Very wrong	85.6	67.5	44.6	42.6	61.3	
Wrong	9.7	16.9	22.6	20.3	17.1	
A little bit wrong	3.3	9.7	21.9	23.5	14.0	
Not wrong at all	1.4	5.9	11.0	13.5	7.6	
N of Valid	1065	1123	993	875	4056	
N of Miss	18	25	16	17	76	

Table 85: How wrong do you think it is for someone your age to: smoke cigarettes?





Response	6	8	10	12	Total	
Very wrong	86.0	72.5	54.3	49.0	66.5	
Wrong	9.2	16.6	20.6	20.5	16.5	
A little bit wrong	3.7	6.1	16.3	16.3	10.2	
Not wrong at all	1.1	4.7	8.8	14.1	6.8	
N of Valid	1061	1122	994	877	4054	
N of Miss	22	27	13	16	78	

Table 86: How wrong do you think it is for someone your age to: smoke marijuana?





Response	6	8	10	12	Total	
Very wrong	93.7	83.8	63.5	56.5	75.5	
Wrong	3.7	7.7	13.7	15.7	9.8	
A little bit wrong	1.4	4.2	12.3	13.8	7.5	
Not wrong at all	1.2	4.4	10.5	14.0	7.1	
N of Valid	1063	1123	993	878	4057	
N of Miss	20	25	15	15	75	

Table 87: How wrong do you think it is for someone your age to: use LSD, cocaine, amphetamines or another illegal drug?





Response	6	8	10	12	Total	
Very wrong	96.3	93.9	90.8	88.7	92.7	
Wrong	2.3	3.9	6.3	6.4	4.6	
A little bit wrong	0.5	1.1	1.6	2.7	1.4	
Not wrong at all	0.9	1.1	1.2	2.2	1.3	
N of Valid	1063	1121	993	876	4053	
N of Miss	20	27	16	17	80	

Table 88: At school during the past 12 months, did you receive help from the resource teacher, speech therapist or other special education teacher?



Response	6	8	10	12	Total	
No	77.0	87.9	93.7	92.6	87.5	
Yes	23.0	12.1	6.3	7.4	12.5	
N of Valid	1018	1073	946	836	3873	
N of Miss	65	76	63	57	261	

Table 89: How many times in the past year (12 months) have you: been suspended from school?








Response	6	8	10	12	Total	
Never	84.9	79.7	83.9	86.6	83.6	
1 to 2 times	11.8	15.6	12.4	10.3	12.6	
3 to 5 times	2.2	3.3	2.4	2.3	2.6	
6 to 9 times	0.6	1.0	0.7	0.3	0.7	
10 to 19 times	0.4	0.0	0.2	0.2	0.2	
20 to 29 times	0.2	0.3	0.1	0.0	0.1	
30 to 39 times	0.0	0.0	0.0	0.0	0.0	
40+ times	0.0	0.2	0.3	0.2	0.2	
N of Valid	1068	1125	995	876	4064	
N of Miss	15	23	14	15	67	

Table 90: How many times in the past year (12 months) have you: carried a handgun?








Response	6	8	10	12	Total	
Never	95.0	95.5	95.4	90.7	94.3	
1 to 2 times	2.5	1.8	2.1	2.5	2.2	
3 to 5 times	1.3	1.2	0.6	1.5	1.1	
6 to 9 times	0.1	0.3	0.4	1.4	0.5	
10 to 19 times	0.1	0.3	0.1	0.8	0.3	
20 to 29 times	0.1	0.5	0.3	0.7	0.4	
30 to 39 times	0.1	0.0	0.0	0.1	0.0	
40+ times	0.8	0.5	1.1	2.3	1.1	
N of Valid	1063	1125	995	875	4058	
N of Miss	20	24	14	18	76	

Table 91: How many times in the past year (12 months) have you: sold illegal drugs?








Response	6	8	10	12	Total	
Never	99.6	98.5	95.1	91.6	96.5	
1 to 2 times	0.1	0.9	1.7	3.6	1.5	
3 to 5 times	0.1	0.1	0.9	1.7	0.6	
6 to 9 times	0.0	0.1	0.9	1.1	0.5	
10 to 19 times	0.0	0.1	0.7	0.5	0.3	
20 to 29 times	0.1	0.1	0.1	0.3	0.1	
30 to 39 times	0.0	0.0	0.0	0.2	0.0	
40+ times	0.1	0.3	0.6	0.9	0.4	
N of Valid	1061	1120	994	871	4046	
N of Miss	22	29	15	22	88	

Table 92: How many times in the past year (12 months) have you: stolen or tried to steal a motor vehicle such as a car or motorcycle?






Response	6	8	10	12	Total	
Never	98.6	97.9	97.4	97.4	97.8	
1 to 2 times	0.9	1.6	1.5	1.5	1.4	
3 to 5 times	0.3	0.3	0.6	0.6	0.4	
6 to 9 times	0.2	0.2	0.0	0.1	0.1	
10 to 19 times	0.0	0.0	0.1	0.1	0.0	
20 to 29 times	0.0	0.0	0.0	0.0	0.0	
30 to 39 times	0.0	0.0	0.1	0.1	0.0	
40+ times	0.0	0.1	0.3	0.2	0.1	
N of Valid	1061	1120	992	874	4047	
N of Miss	19	27	16	18	80	

Table 93: How many times in the past year (12 months) have you: participated in clubs, organizations or activities at school?









Response	6	8	10	12	Total	
Never	26.8	18.8	15.3	15.7	19.4	
1 to 2 times	26.5	23.0	17.0	13.2	20.3	
3 to 5 times	18.4	21.4	15.9	13.5	17.6	
6 to 9 times	9.5	11.5	10.4	11.2	10.7	
10 to 19 times	6.1	8.8	9.5	11.5	8.8	
20 to 29 times	1.9	3.5	6.6	9.0	5.0	
30 to 39 times	1.9	2.0	2.9	3.4	2.5	
40+ times	8.8	11.1	22.4	22.5	15.7	
N of Valid	1059	1119	992	873	4043	
N of Miss	23	29	16	17	85	

Table 94: How many times in the past year (12 months) have you: been arrested?







Response	6	8	10	12	Total	
Never	97.8	95.6	94.3	91.2	94.9	
1 to 2 times	1.4	3.5	4.3	6.4	3.8	
3 to 5 times	0.4	0.5	1.1	1.4	0.8	
6 to 9 times	0.1	0.3	0.0	0.6	0.2	
10 to 19 times	0.1	0.1	0.1	0.1	0.1	
20 to 29 times	0.1	0.0	0.2	0.2	0.1	
30 to 39 times	0.0	0.0	0.0	0.0	0.0	
40+ times	0.1	0.0	0.0	0.1	0.0	
N of Valid	1062	1121	996	878	4057	
N of Miss	21	27	13	15	76	

Table 95: How many times in the past year (12 months) have you: done extra work on your own for school?









Response	6	8	10	12	Total	
Never	28.6	32.1	27.6	25.3	28.6	
1 to 2 times	27.1	22.8	20.9	17.0	22.2	
3 to 5 times	16.0	16.1	17.0	17.3	16.6	
6 to 9 times	8.9	11.4	12.8	12.3	11.3	
10 to 19 times	5.7	6.6	8.4	10.3	7.6	
20 to 29 times	2.9	3.0	5.7	7.7	4.7	
30 to 39 times	1.8	1.6	1.0	2.1	1.6	
40+ times	8.9	6.3	6.6	8.1	7.4	
N of Valid	1062	1116	994	875	4047	
N of Miss	19	31	15	17	82	

Table 96: How many times in the past year (12 months) have you: attacked someone with the idea of seriously hurting them?









Response	6	8	10	12	Total	
Never	85.2	82.3	82.2	85.2	83.7	
1 to 2 times	9.5	11.4	11.4	7.7	10.1	
3 to 5 times	2.9	2.3	2.5	3.4	2.8	
6 to 9 times	0.8	2.1	1.8	1.7	1.6	
10 to 19 times	0.7	0.5	0.9	0.5	0.6	
20 to 29 times	0.3	0.4	0.4	0.3	0.4	
30 to 39 times	0.1	0.3	0.1	0.3	0.2	
40+ times	0.6	0.6	0.7	0.8	0.7	
N of Valid	1059	1119	992	874	4044	
N of Miss	23	29	17	19	88	

Table 97: How many times in the past year (12 months) have you: been drunk or high at school?


Response	6	8	10	12	Total	
Never	97.6	93.4	85.9	82.9	90.4	
1 to 2 times	1.7	4.2	6.9	6.4	4.7	
3 to 5 times	0.0	0.8	3.3	3.3	1.8	
6 to 9 times	0.2	0.5	1.0	1.7	0.8	
10 to 19 times	0.1	0.5	0.8	1.5	0.7	
20 to 29 times	0.1	0.2	0.6	0.6	0.3	
30 to 39 times	0.0	0.1	0.3	0.2	0.1	
40+ times	0.3	0.3	1.1	3.4	1.2	
N of Valid	1058	1117	995	877	4047	
N of Miss	25	32	14	16	87	

Table 98: How many times in the past year (12 months) have you: volunteered to do community service?

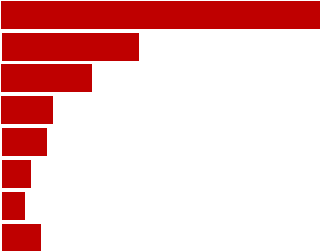
Response	6	8	10	12	Total	
Never	57.0	56.4	47.9	35.9	50.0	
1 to 2 times	19.9	20.4	19.2	20.3	20.0	
3 to 5 times	10.4	11.6	13.0	14.3	12.2	
6 to 9 times	4.5	4.2	6.2	9.5	5.9	
10 to 19 times	2.8	3.4	6.0	7.8	4.8	
20 to 29 times	0.9	1.2	2.8	4.1	2.1	
30 to 39 times	1.0	0.6	0.5	2.6	1.1	
40+ times	3.4	2.1	4.3	5.5	3.7	
N of Valid	1054	1120	994	875	4043	
N of Miss	25	29	15	17	86	



Table 99: How many times in the past year (12 months) have you: taken a handgun to school?






Response	6	8	10	12	Total	
Never	99.5	99.2	98.8	98.2	99.0	
1 to 2 times	0.5	0.6	0.6	1.1	0.7	
3 to 5 times	0.0	0.0	0.2	0.2	0.1	
6 to 9 times	0.0	0.0	0.0	0.2	0.0	
10 to 19 times	0.0	0.1	0.2	0.0	0.1	
20 to 29 times	0.0	0.1	0.0	0.0	0.0	
30 to 39 times	0.0	0.0	0.0	0.0	0.0	
40+ times	0.0	0.0	0.2	0.2	0.1	
N of Valid	1060	1120	995	874	4049	
N of Miss	23	28	13	19	83	

Table 100: Are you currently on probation, or assigned a probation officer with Juvenile Court?



Response	6	8	10	12	Total	
No	97.1	95.9	96.0	97.2	96.5	
Yes	2.9	4.1	4.0	2.8	3.5	
N of Valid	947	994	930	808	3679	
N of Miss	136	155	79	85	455	

Table 101: Have you ever belonged to a gang?






Response	6	8	10	12	Total	
No	92.1	90.1	90.7	90.4	90.8	
No, but would like to	0.9	1.1	1.1	1.0	1.0	
Yes, in the past	4.2	4.9	2.8	2.8	3.7	
Yes, belong now	2.4	3.1	4.8	5.2	3.8	
Yes, but would like to get out	0.4	0.9	0.5	0.7	0.6	
N of Valid	1057	1126	993	871	4047	
N of Miss	22	22	16	22	82	

Table 102: If you have ever belonged to a gang, did that gang have a name?




Response	6	8	10	12	Total	
No	9.1	9.0	10.5	13.8	10.4	
Yes	7.0	8.5	7.8	8.7	7.9	
I have never belonged to a gang	84.0	82.6	81.7	77.5	81.7	
N of Valid	1049	1112	975	855	3991	
N of Miss	30	33	29	33	125	

Table 103: How many times have you done the following things? done what feels good no matter what.







Response	6	8	10	12	Total	
Never	51.4	34.8	24.5	19.8	33.3	
I've done it, but not in the past year	14.2	16.4	13.8	11.5	14.1	
Less than once a month	6.6	8.8	12.0	13.8	10.1	
About once a month	5.7	8.4	10.4	11.0	8.8	
2 or 3 times a month	7.1	7.5	10.5	12.2	9.2	
Once a week or more	15.0	24.1	28.7	31.6	24.5	
N of Valid	1037	1106	982	869	3994	
N of Miss	43	43	25	24	135	

Table 104: How many times have you done the following things? done something dangerous because someone dared you to do it.







Response	6	8	10	12	Total	
Never	69.8	60.6	48.5	53.3	58.5	
I've done it, but not in the past year	17.5	20.4	23.3	19.9	20.2	
Less than once a month	4.9	7.4	11.2	13.8	9.0	
About once a month	2.6	4.6	7.7	4.4	4.8	
2 or 3 times a month	2.4	4.1	4.4	4.9	3.9	
Once a week or more	2.9	3.0	4.9	3.7	3.6	
N of Valid	1047	1115	983	870	4015	
N of Miss	34	34	26	23	117	

Table 105: How many times have you done the following things? done crazy things even if they are a little dangerous.







Response	6	8	10	12	Total	
Never	54.2	43.6	31.1	32.0	40.8	
I've done it, but not in the past year	22.7	22.7	20.8	20.8	21.8	
Less than once a month	6.7	10.5	15.5	17.1	12.2	
About once a month	4.4	6.2	11.3	10.4	7.9	
2 or 3 times a month	3.7	5.8	9.5	9.4	6.9	
Once a week or more	8.3	11.3	11.8	10.2	10.4	
N of Valid	1051	1119	984	869	4023	
N of Miss	32	30	25	24	111	

Table 106: You're looking at CD's in a music store with a friend. You look up and see her slip a CD under her coat. She smiles and says 'Which one do you want? Go ahead, take it while nobody's around.' There is nobody in sight, no employees and no other customers. What would you do now?





Response	6	8	10	12	Total	
Ignore her	15.5	17.0	21.3	26.8	19.8	
Grab a CD and leave the store	3.3	5.4	6.9	7.5	5.7	
Tell her to put the CD back	61.2	48.9	37.4	35.7	46.4	
Act like it is a joke, and ask her to put the CD back	20.0	28.7	34.4	30.0	28.1	
N of Valid	1052	1103	988	868	4011	
N of Miss	23	40	19	24	106	

Table 107: You are visiting another part of town, and you don't know any of the people your age there. You are walking down the street, and some teenager you don't know is walking toward you. He is about your size, and as he is about to pass you, he deliberately bumps into you and you almost lose your balance. What would you say or do?





Response	6	8	10	12	Total	
Push the person back	20.6	19.7	18.7	13.5	18.4	
Say 'Excuse me' and keep on walking	48.0	43.6	42.7	47.3	45.3	
Say 'Watch where you are going' and keep on walking	25.5	28.2	26.3	26.3	26.6	
Swear at the person and walk away	6.0	8.6	12.2	12.8	9.7	
N of Valid	1053	1099	983	864	3999	
N of Miss	24	42	22	27	115	

Table 108: You are at a party at someone's house, and one of your friends offers you a drink containing alcohol. What would you say or do?





Response	6	8	10	12	Total	
Drink it	5.9	16.3	36.6	40.4	23.8	
Tell your friend, 'No thanks, I don't drink' and suggest that you and your friend go and do something else	47.0	39.9	25.9	23.5	34.8	
Just say, 'No thanks' and walk away	27.2	29.8	28.6	30.8	29.0	
Make up a good excuse, tell your friend you had something else to do, and leave	19.9	14.0	8.9	5.3	12.4	
N of Valid	1053	1104	986	868	4011	
N of Miss	25	42	21	24	112	

Table 109: It's 8:00 on a weeknight and you are about to go over to a friend's home when your mother asks you where you are going. You say 'Oh, just going to go hang out with some friends.' She says, 'No, you'll just get into trouble if you go out. Stay home tonight.' What would you do now?





Response	6	8	10	12	Total	
Leave the house anyway	5.0	5.7	6.8	9.4	6.6	
Explain what you are going to do with your friends, tell her when you will get home, and ask if you can go out	47.2	59.8	68.0	68.0	60.3	
Not say anything and start watching TV	42.9	27.7	16.3	15.5	26.3	
Get into an argument with her	4.9	6.7	8.8	7.2	6.8	
N of Valid	1051	1098	979	866	3994	
N of Miss	28	44	23	24	119	

Table 110: How often do you attend religious services or activities?





Response	6	8	10	12	Total	
Never	18.3	11.8	6.3	7.6	11.2	
Rarely	18.6	16.3	18.1	21.5	18.5	
1-2 Times a Month	12.7	12.3	13.7	15.4	13.4	
About Once a Week or More	50.4	59.6	61.9	55.5	56.9	
N of Valid	1044	1108	988	865	4005	
N of Miss	38	39	21	28	126	

Table 111: I do the opposite of what people tell me, just to get them mad.





Response	6	8	10	12	Total	
Very False	54.0	38.3	33.0	36.9	40.8	
Somewhat False	21.9	27.9	27.6	24.9	25.6	
Somewhat True	19.6	30.0	34.6	33.1	29.1	
Very True	4.5	3.8	4.9	5.1	4.5	
N of Valid	1048	1105	989	862	4004	
N of Miss	35	42	20	31	128	

Table 112: I like to see how much I can get away with.





Response	6	8	10	12	Total	
Very False	59.3	44.3	31.9	36.0	43.4	
Somewhat False	19.2	24.4	27.2	24.2	23.7	
Somewhat True	15.8	22.6	31.6	30.2	24.7	
Very True	5.6	8.6	9.3	9.5	8.2	
N of Valid	1050	1105	985	863	4003	
N of Miss	33	44	24	30	131	

Table 113: I ignore rules that get in my way.





Response	6	8	10	12	Total	
Very False	63.5	50.7	40.1	38.9	48.9	
Somewhat False	18.1	25.0	30.1	31.6	25.8	
Somewhat True	12.7	18.9	23.5	23.7	19.4	
Very True	5.7	5.4	6.4	5.9	5.9	
N of Valid	1049	1102	985	862	3998	
N of Miss	33	47	24	31	135	

Table 114: I think sometimes it's okay to cheat at school.


Response	6	8	10	12	Total	
NO!	67.1	36.3	19.1	20.6	36.7	
no	23.1	34.4	31.2	35.0	30.8	
yes	8.5	25.2	40.7	34.9	26.8	
YES!	1.3	4.2	9.0	9.4	5.8	
N of Valid	1045	1103	990	862	4000	
N of Miss	34	42	19	31	126	

Table 115: It is important to think before you act.


Response	6	8	10	12	Total	
NO!	2.9	2.7	1.5	2.1	2.3	
no	2.8	3.8	4.6	2.4	3.4	
yes	21.8	31.5	37.2	28.9	29.8	
YES!	72.6	62.0	56.7	66.6	64.4	
N of Valid	1039	1102	987	861	3989	
N of Miss	41	44	21	32	138	

Table 116: Sometimes I think that life is not worth it.


Response	6	8	10	12	Total	
NO!	57.0	49.4	43.3	46.3	49.2	
no	19.4	22.2	24.6	24.8	22.6	
yes	15.2	20.0	21.1	20.7	19.2	
YES!	8.5	8.4	11.0	8.2	9.0	
N of Valid	1028	1085	980	858	3951	
N of Miss	52	62	28	35	177	

Table 117: At times I think I am no good at all.





Response	6	8	10	12	Total	
NO!	37.4	34.2	31.8	34.1	34.4	
no	20.8	23.7	23.4	26.4	23.5	
yes	27.4	29.9	30.7	30.7	29.6	
YES!	14.5	12.2	14.2	8.8	12.5	
N of Valid	1030	1092	982	861	3965	
N of Miss	52	55	26	32	165	

Table 118: All in all, I am inclined to think that I am a failure.





Response	6	8	10	12	Total	
NO!	53.2	51.8	47.5	51.7	51.1	
no	25.1	27.8	33.5	34.0	29.9	
yes	15.1	13.6	11.9	10.2	12.8	
YES!	6.6	6.7	7.1	4.1	6.2	
N of Valid	1020	1086	982	860	3948	
N of Miss	62	61	27	33	183	

Table 119: In the past year, have you felt depressed or sad MOST days, even if you felt okay sometimes?





Response	6	8	10	12	Total	
NO!	25.3	29.0	24.3	26.6	26.3	
no	22.3	20.8	23.6	25.3	22.9	
yes	31.6	28.8	30.5	30.2	30.3	
YES!	20.8	21.4	21.7	17.8	20.5	
N of Valid	1037	1094	985	860	3976	
N of Miss	45	54	24	33	156	

Table 120: It is all right to beat up people if they start the fight.


Response	6	8	10	12	Total	
NO!	40.9	27.9	22.2	22.7	28.8	
no	17.7	19.1	17.9	19.4	18.5	
yes	18.3	25.7	24.9	27.4	24.0	
YES!	23.0	27.2	34.9	30.5	28.7	
N of Valid	1037	1088	982	859	3966	
N of Miss	45	59	26	33	163	

Table 121: I think it is okay to take something without asking if you can get away with it.


Response	6	8	10	12	Total	
NO!	74.6	64.1	54.7	60.6	63.8	
no	20.7	29.5	36.4	32.5	29.6	
yes	3.2	5.0	5.8	5.0	4.7	
YES!	1.5	1.4	3.1	1.9	1.9	
N of Valid	1035	1085	983	858	3961	
N of Miss	47	62	24	35	168	

Table 122: Sometimes we don't know what we will do as adults, but we may have an idea. Please answer how true these statements may be for you. WHEN I AM AN ADULT I WILL: smoke cigarettes.


Response	6	8	10	12	Total	
NO!	80.7	74.1	67.4	68.4	73.0	
no	14.5	19.3	20.8	17.4	18.0	
yes	3.5	5.0	8.3	8.4	6.2	
YES!	1.3	1.6	3.4	5.8	2.9	
N of Valid	1033	1090	986	858	3967	
N of Miss	48	57	21	34	160	



Table 123: Sometimes we don't know what we will do as adults, but we may have an idea. Please answer how true these statements may be for you. WHEN I AM AN ADULT I WILL: drink beer, wine, or liquor.


Response	6	8	10	12	Total	
NO!	63.2	42.2	30.1	28.4	41.7	
no	16.5	21.5	18.0	16.8	18.3	
yes	17.2	28.2	37.4	36.8	29.5	
YES!	3.2	8.1	14.5	18.0	10.6	
N of Valid	1032	1088	984	856	3960	
N of Miss	50	59	24	36	169	

Table 124: Sometimes we don't know what we will do as adults, but we may have an idea. Please answer how true these statements may be for you. WHEN I AM AN ADULT I WILL: smoke marijuana.


Response	6	8	10	12	Total	
NO!	90.9	82.1	68.5	67.1	77.8	
no	7.2	11.1	17.8	16.6	12.9	
yes	1.3	4.5	9.2	10.2	6.1	
YES!	0.7	2.3	4.5	6.2	3.3	
N of Valid	1033	1087	984	856	3960	
N of Miss	50	60	24	37	171	

Table 125: Sometimes we don't know what we will do as adults, but we may have an idea. Please answer how true these statements may be for you. WHEN I AM AN ADULT I WILL: use LSD, cocaine, amphetamines or another illegal drug.


Response	6	8	10	12	Total	
NO!	94.2	91.6	91.6	92.3	92.4	
no	5.6	8.0	7.3	6.1	6.8	
yes	0.0	0.2	0.7	0.9	0.4	
YES!	0.2	0.2	0.4	0.7	0.4	
N of Valid	1031	1088	986	856	3961	
N of Miss	52	59	23	37	171	

Table 126: How much do you think people risk harming themselves (physically or in other ways) if they: smoked one or more packs of cigarettes per day?


Response	6	8	10	12	Total	
No risk	18.7	11.2	6.1	8.6	11.3	
Slight risk	10.3	8.1	7.7	6.6	8.2	
Moderate risk	16.5	18.6	20.6	17.2	18.3	
Great risk	54.5	62.1	65.6	67.6	62.2	
N of Valid	1017	1077	974	849	3917	
N of Miss	65	69	33	44	211	

Table 127: How much do you think people risk harming themselves (physically or in other ways) if they: try marijuana once or twice?


Response	6	8	10	12	Total	
No risk	18.9	16.5	20.8	29.5	21.0	
Slight risk	21.3	22.6	29.0	28.3	25.1	
Moderate risk	23.0	23.2	22.7	18.5	22.0	
Great risk	36.8	37.7	27.5	23.8	31.9	
N of Valid	1013	1073	972	845	3903	
N of Miss	69	75	35	48	227	

Table 128: How much do you think people risk harming themselves (physically or in other ways) if they: smoke marijuana regularly?


Response	6	8	10	12	Total	
No risk	19.0	12.6	12.1	17.0	15.1	
Slight risk	4.6	6.9	12.1	15.2	9.4	
Moderate risk	11.2	10.3	18.9	17.7	14.3	
Great risk	65.3	70.2	57.0	50.1	61.3	
N of Valid	1013	1062	962	841	3878	
N of Miss	70	83	44	50	247	

Table 129: How much do you think people risk harming themselves (physically or in other ways) if they: take one or two drinks of an alcoholic beverage (beer, wine, liquor) nearly every day?

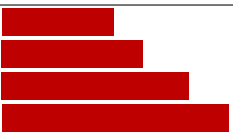
Response	6	8	10	12	Total	
No risk	21.1	16.1	12.2	14.0	15.9	
Slight risk	16.4	21.6	23.4	21.6	20.7	
Moderate risk	25.2	27.7	31.9	29.3	28.4	
Great risk	37.3	34.6	32.4	35.2	34.9	
N of Valid	1016	1069	977	844	3906	
N of Miss	66	78	32	49	225	

Table 130: How much do you think people risk harming themselves (physically or in other ways) if they: have five or more drinks once or twice each weekend?


Response	6	8	10	12	Total	
No risk	18.9	12.9	8.7	12.4	13.3	
Slight risk	10.2	12.5	16.4	13.9	13.2	
Moderate risk	19.5	20.2	24.8	26.1	22.5	
Great risk	51.3	54.4	50.1	47.6	51.0	
N of Valid	1015	1073	975	847	3910	
N of Miss	66	76	34	46	222	

Table 131: Have you ever used smokeless tobacco (chew, snuff, plug, dipping tobacco, or chewing tobacco)?


Response	6	8	10	12	Total	
Never	93.1	86.4	80.8	77.1	84.7	
Once or Twice	4.1	7.3	9.9	10.7	7.8	
Once in a while but not regularly	1.1	2.1	3.2	4.1	2.5	
Regularly in the past	1.3	2.0	2.4	3.2	2.1	
Regularly now	0.5	2.3	3.8	4.8	2.8	
N of Valid	1026	1073	977	849	3925	
N of Miss	57	74	32	44	207	

Table 132: How often have you taken smokeless tobacco during the past 30 days?

Response	6	8	10	12	Total	
Not at all	97.7	93.8	92.6	90.0	93.7	
Once or twice	1.7	3.0	2.7	3.1	2.6	
Once or twice per week	0.2	0.6	0.4	0.8	0.5	
Three to five times per week	0.1	0.6	0.5	0.9	0.5	
About once a day	0.1	0.6	0.8	1.1	0.6	
More than once a day	0.2	1.6	3.0	4.1	2.1	
N of Valid	1022	1074	975	849	3920	
N of Miss	60	74	34	44	212	

Table 133: Have you ever smoked cigarettes?

Response	6	8	10	12	Total	
Never	88.8	76.6	61.9	58.9	72.3	
Once or Twice	8.4	15.7	19.2	15.8	14.7	
Once in a while but not regularly	1.6	3.3	10.4	10.4	6.1	
Regularly in the past	0.8	2.2	3.2	5.1	2.7	
Regularly now	0.5	2.2	5.3	9.8	4.2	
N of Valid	1024	1076	974	846	3920	
N of Miss	59	73	34	46	212	

Table 134: How frequently have you smoked cigarettes during the past 30 days?

Response	6	8	10	12	Total	
Not at all	97.8	93.7	86.6	80.9	90.2	
Less than one cigarette per day	1.0	3.8	6.9	7.9	4.7	
One to five cigarettes per day	0.4	1.5	4.0	5.9	2.8	
About one-half pack per day	0.7	0.5	1.6	3.2	1.4	
About one pack per day	0.1	0.2	0.4	0.7	0.3	
About one and one-half packs per day	0.1	0.0	0.2	1.1	0.3	
Two packs or more per day	0.0	0.3	0.3	0.4	0.2	
N of Valid	1025	1069	974	847	3915	
N of Miss	57	79	35	46	217	

Table 135: Which statement best describes rules about smoking inside your home?






Response	6	8	10	12	Total	
Smoking is not allowed anywhere inside your home	67.4	64.3	63.5	69.7	66.1	
Smoking is allowed in some places and at some times	7.7	7.9	7.7	7.8	7.8	
Smoking is allowed anywhere inside the home	3.2	3.4	4.3	4.1	3.7	
There are no rules about smoking inside the home	5.6	7.8	11.8	9.6	8.6	
I don't know	16.2	16.6	12.6	8.9	13.8	
N of Valid	1014	1063	971	847	3895	
N of Miss	66	84	38	46	234	

Table 136: Which statement best describes rules about smoking in your family cars?







Response	6	8	10	12	Total	
Smoking is never allowed in any car	62.2	55.3	52.7	57.4	56.9	
Smoking is allowed sometimes or in some cars	14.5	14.2	15.4	15.2	14.8	
Smoking is allowed in any car anytime	3.3	4.2	4.4	4.5	4.1	
There are no rules about smoking in the car	6.5	9.8	11.6	10.8	9.6	
We do not have a family car	0.8	1.2	2.0	2.4	1.5	
I don't know	12.7	15.4	13.9	9.6	13.1	
N of Valid	1016	1060	970	841	3887	
N of Miss	66	86	38	50	240	

Table 137: During this school year, were you taught in any of your classes about the dangers of tobacco use?

Response	6	8	10	12	Total	
Strongly agree	48.5	30.9	22.1	16.5	30.2	
Agree	25.1	36.5	32.7	26.1	30.3	
Disagree	5.4	8.7	15.0	16.8	11.2	
Strongly disagree	5.5	8.1	16.1	26.2	13.3	
I don't know	15.5	15.8	14.1	14.4	15.0	
N of Valid	1004	1045	958	832	3839	
N of Miss	78	101	50	61	290	

Table 138: During the past 12 months, have you participated in any community activities to discourage people your age from using cigarettes, chewing tobacco, snuff, dip or cigars?

Response	6	8	10	12	Total	
Strongly agree	27.9	17.4	15.6	15.9	19.3	
Agree	19.1	22.6	19.4	19.3	20.2	
Disagree	13.7	18.6	24.8	19.5	19.1	
Strongly disagree	17.8	20.5	24.2	30.3	22.9	
I don't know	21.6	20.9	16.0	14.9	18.5	
N of Valid	996	1043	958	834	3831	
N of Miss	87	103	50	58	298	

Table 139: On how many occasions have you had alcoholic beverages (beer, wine or hard liquor) to drink in your lifetime - more than just a few sips?

Response	6	8	10	12	Total	
0	83.0	66.4	41.9	33.2	57.5	
1-2	11.2	16.9	16.9	14.4	14.9	
3-5	2.3	6.1	9.9	12.1	7.3	
6-9	2.0	4.5	8.9	8.9	5.9	
10-19	0.7	2.7	8.1	8.7	4.8	
20-39	0.1	1.3	5.5	6.8	3.2	
40+	0.7	2.1	8.8	15.9	6.4	
N of Valid	1014	1055	964	841	3874	
N of Miss	69	91	43	51	254	

Table 140: On how many occasions have you had beer, wine or hard liquor to drink during the past 30 days?


Response	6	8	10	12	Total	
0	96.2	88.5	73.5	63.6	81.4	
1-2	2.7	7.5	14.4	16.6	9.9	
3-5	0.5	1.3	5.1	7.2	3.3	
6-9	0.1	1.5	2.7	6.1	2.4	
10-19	0.1	0.6	2.8	2.7	1.5	
20-39	0.2	0.3	0.7	1.8	0.7	
40+	0.2	0.3	0.9	2.0	0.8	
N of Valid	1011	1054	968	837	3870	
N of Miss	72	91	41	53	257	

Table 141: On how many occasions have you used marijuana (grass, pot) or hashish (hash, hash oil) in your lifetime?


Response	6	8	10	12	Total	
0	98.3	93.1	77.1	68.1	85.0	
1-2	1.2	2.3	7.3	8.1	4.5	
3-5	0.2	1.4	3.9	4.8	2.5	
6-9	0.0	0.9	2.8	3.0	1.6	
10-19	0.2	0.4	2.9	3.5	1.6	
20-39	0.0	0.7	1.7	2.6	1.2	
40+	0.1	1.3	4.4	9.9	3.6	
N of Valid	1008	1051	965	837	3861	
N of Miss	75	96	43	54	268	

Table 142: On how many occasions have you used marijuana (grass, pot) or hashish (hash, hash oil) during the past 30 days?


Response	6	8	10	12	Total	
0	99.5	96.5	91.3	83.9	93.3	
1-2	0.4	1.4	3.3	4.9	2.4	
3-5	0.0	0.9	1.6	3.3	1.3	
6-9	0.0	0.4	1.1	1.6	0.7	
10-19	0.0	0.7	0.9	2.1	0.9	
20-39	0.0	0.1	0.9	1.8	0.6	
40+	0.1	0.1	0.8	2.4	0.8	
N of Valid	1011	1055	966	838	3870	
N of Miss	72	92	43	53	260	

Table 143: On how many occasions have you used LSD or other psychedelics in your lifetime?


Response	6	8	10	12	Total	
0	99.6	99.4	99.2	98.2	99.1	
1-2	0.3	0.5	0.4	1.0	0.5	
3-5	0.0	0.1	0.2	0.4	0.2	
6-9	0.0	0.0	0.1	0.2	0.1	
10-19	0.0	0.0	0.0	0.1	0.0	
20-39	0.1	0.0	0.1	0.0	0.1	
40+	0.0	0.0	0.0	0.1	0.0	
N of Valid	1009	1052	966	841	3868	
N of Miss	74	96	43	52	265	

Table 144: On how many occasions have you used LSD or other psychedelics during the past 30 days?


Response	6	8	10	12	Total	
0	99.7	100.0	99.7	99.3	99.7	
1-2	0.2	0.0	0.2	0.5	0.2	
3-5	0.0	0.0	0.0	0.1	0.0	
6-9	0.1	0.0	0.1	0.1	0.1	
10-19	0.0	0.0	0.0	0.0	0.0	
20-39	0.0	0.0	0.0	0.0	0.0	
40+	0.0	0.0	0.0	0.0	0.0	
N of Valid	1007	1051	965	845	3868	
N of Miss	76	97	43	48	264	

Table 145: On how many occasions have you used cocaine or crack in your lifetime?


Response	6	8	10	12	Total	
0	99.2	99.2	99.7	98.2	99.1	
1-2	0.8	0.6	0.1	1.2	0.6	
3-5	0.0	0.1	0.1	0.0	0.1	
6-9	0.0	0.0	0.0	0.0	0.0	
10-19	0.0	0.1	0.0	0.4	0.1	
20-39	0.0	0.0	0.0	0.0	0.0	
40+	0.0	0.0	0.1	0.2	0.1	
N of Valid	1008	1054	969	844	3875	
N of Miss	75	95	40	49	259	



Table 146: On how many occasions have you used cocaine or crack during the past 30 days?




Response	6	8	10	12	Total	
0	99.9	99.5	99.8	99.3	99.6	
1-2	0.1	0.3	0.1	0.2	0.2	
3-5	0.0	0.1	0.0	0.4	0.1	
6-9	0.0	0.0	0.0	0.1	0.0	
10-19	0.0	0.0	0.0	0.0	0.0	
20-39	0.0	0.1	0.0	0.0	0.0	
40+	0.0	0.0	0.1	0.0	0.0	
N of Valid	1008	1053	965	844	3870	
N of Miss	75	96	44	49	264	

Table 147: On how many occasions have you sniffed glue, breathed the contents of an aerosol spray can, or inhaled other gases or sprays, in order to get high in your lifetime?








Response	6	8	10	12	Total	
0	91.2	88.3	86.1	91.6	89.2	
1-2	5.7	6.5	7.3	4.6	6.1	
3-5	1.4	2.4	2.7	1.7	2.0	
6-9	0.7	1.2	1.6	1.3	1.2	
10-19	0.3	0.8	0.8	0.1	0.5	
20-39	0.4	0.2	0.4	0.1	0.3	
40+	0.3	0.7	1.0	0.6	0.6	
N of Valid	1011	1049	966	844	3870	
N of Miss	72	98	43	49	262	

Table 148: On how many occasions have you sniffed glue, breathed the contents of an aerosol spray can, or inhaled other gases or sprays, in order to get high during the past 30 days?








Response	6	8	10	12	Total	
0	95.7	95.2	95.1	98.3	96.0	
1-2	2.7	3.1	3.1	1.1	2.6	
3-5	1.0	0.9	1.2	0.2	0.9	
6-9	0.1	0.2	0.2	0.1	0.2	
10-19	0.1	0.3	0.2	0.1	0.2	
20-39	0.1	0.1	0.0	0.0	0.1	
40+	0.3	0.2	0.1	0.1	0.2	
N of Valid	1007	1048	967	843	3865	
N of Miss	76	99	41	50	266	

Table 149: On how many occasions have you used phenoxydine (pox, px, breeze) in your lifetime?


Response	6	8	10	12	Total	
0	100.0	100.0	100.0	100.0	100.0	
1-2	0.0	0.0	0.0	0.0	0.0	
3-5	0.0	0.0	0.0	0.0	0.0	
6-9	0.0	0.0	0.0	0.0	0.0	
10-19	0.0	0.0	0.0	0.0	0.0	
20-39	0.0	0.0	0.0	0.0	0.0	
40+	0.0	0.0	0.0	0.0	0.0	
N of Valid	1001	1049	966	843	3859	
N of Miss	82	99	43	50	274	

Table 150: On how many occasions have you used phenoxydine (pox, px, breeze) during the past 30 days?


Response	6	8	10	12	Total	
0	100.0	100.0	100.0	100.0	100.0	
1-2	0.0	0.0	0.0	0.0	0.0	
3-5	0.0	0.0	0.0	0.0	0.0	
6-9	0.0	0.0	0.0	0.0	0.0	
10-19	0.0	0.0	0.0	0.0	0.0	
20-39	0.0	0.0	0.0	0.0	0.0	
40+	0.0	0.0	0.0	0.0	0.0	
N of Valid	998	1050	964	839	3851	
N of Miss	85	99	45	54	283	

Table 151: On how many occasions have you used sedatives (tranquilizers, such as Valium or Xanax, barbiturates, or sleeping pills) without a doctor telling you to take them, in your lifetime?








Response	6	8	10	12	Total	
0	93.6	92.4	86.1	86.0	89.7	
1-2	4.0	3.5	4.9	4.2	4.1	
3-5	1.2	1.4	3.5	2.5	2.1	
6-9	0.1	1.2	2.0	2.4	1.4	
10-19	0.3	0.6	1.4	1.5	0.9	
20-39	0.2	0.5	0.9	1.1	0.6	
40+	0.6	0.4	1.1	2.4	1.1	
N of Valid	999	1049	966	842	3856	
N of Miss	83	99	43	51	276	

Table 152: On how many occasions have you used sedatives (tranquilizers, such as Valium or Xanax, barbiturates, or sleeping pills) without a doctor telling you to take them, during the past 30 days?








Response	6	8	10	12	Total	
0	97.1	96.6	93.4	93.3	95.2	
1-2	1.7	2.2	4.5	3.7	3.0	
3-5	0.6	0.7	1.0	1.4	0.9	
6-9	0.2	0.3	0.3	1.1	0.4	
10-19	0.1	0.2	0.1	0.1	0.1	
20-39	0.2	0.1	0.3	0.4	0.2	
40+	0.1	0.0	0.3	0.0	0.1	
N of Valid	1004	1047	968	842	3861	
N of Miss	78	101	41	51	271	

Table 153: On how many occasions have you used methamphetamines (meth, speed, crank, crystal meth) in your lifetime?






Response	6	8	10	12	Total	
0	99.5	99.1	99.3	98.7	99.2	
1-2	0.4	0.7	0.6	0.8	0.6	
3-5	0.0	0.0	0.0	0.1	0.0	
6-9	0.0	0.1	0.0	0.1	0.1	
10-19	0.0	0.1	0.0	0.1	0.1	
20-39	0.0	0.0	0.0	0.1	0.0	
40+	0.1	0.0	0.1	0.0	0.1	
N of Valid	1003	1047	967	844	3861	
N of Miss	80	101	42	49	272	

Table 154: On how many occasions have you used methamphetamines (meth, speed, crank, crystal meth) in the past 30 days?



Response	6	8	10	12	Total	
0	99.9	99.9	99.8	99.6	99.8	
1-2	0.0	0.1	0.1	0.4	0.1	
3-5	0.0	0.0	0.0	0.0	0.0	
6-9	0.0	0.0	0.1	0.0	0.0	
10-19	0.0	0.0	0.0	0.0	0.0	
20-39	0.0	0.0	0.0	0.0	0.0	
40+	0.1	0.0	0.0	0.0	0.0	
N of Valid	1003	1043	964	843	3853	
N of Miss	80	104	45	50	279	

Table 155: On how many occasions have you used stimulants, other than Methamphetamines (such as amphetamines, Ritalin or Dexedrine) without a doctor telling you to take them, in your lifetime?








Response	6	8	10	12	Total	
0	99.7	99.2	98.9	97.0	98.8	
1-2	0.0	0.5	0.8	1.1	0.6	
3-5	0.2	0.1	0.0	0.6	0.2	
6-9	0.0	0.0	0.0	0.5	0.1	
10-19	0.1	0.1	0.1	0.2	0.1	
20-39	0.0	0.1	0.1	0.2	0.1	
40+	0.0	0.0	0.1	0.4	0.1	
N of Valid	1001	1042	967	840	3850	
N of Miss	82	105	42	53	282	

Table 156: On how many occasions have you used stimulants, other than Methamphetamines (such as amphetamines, Ritalin or Dexedrine) without a doctor telling you to take them, during the past 30 days?


Response	6	8	10	12	Total	
0	99.8	99.8	99.8	98.7	99.6	
1-2	0.1	0.1	0.1	1.0	0.3	
3-5	0.1	0.0	0.0	0.1	0.1	
6-9	0.0	0.1	0.0	0.1	0.1	
10-19	0.0	0.0	0.1	0.1	0.1	
20-39	0.0	0.0	0.0	0.0	0.0	
40+	0.0	0.0	0.0	0.0	0.0	
N of Valid	1000	1042	968	840	3850	
N of Miss	82	107	41	53	283	

Table 157: On how many occasions have you used heroin or other opiates in your lifetime?


Response	6	8	10	12	Total	
0	99.5	99.3	99.7	98.1	99.2	
1-2	0.3	0.4	0.0	0.8	0.4	
3-5	0.0	0.0	0.1	0.4	0.1	
6-9	0.1	0.1	0.1	0.2	0.1	
10-19	0.1	0.1	0.0	0.0	0.1	
20-39	0.0	0.0	0.0	0.0	0.0	
40+	0.0	0.1	0.1	0.5	0.2	
N of Valid	1003	1042	967	841	3853	
N of Miss	80	106	42	52	280	

Table 158: On how many occasions have you used heroin or other opiates during the past 30 days?


Response	6	8	10	12	Total	
0	99.9	99.9	99.7	99.3	99.7	
1-2	0.0	0.0	0.2	0.4	0.1	
3-5	0.0	0.0	0.0	0.0	0.0	
6-9	0.0	0.0	0.0	0.2	0.1	
10-19	0.1	0.0	0.0	0.1	0.1	
20-39	0.0	0.1	0.0	0.0	0.0	
40+	0.0	0.0	0.1	0.0	0.0	
N of Valid	1001	1035	968	843	3847	
N of Miss	82	113	41	50	286	

Table 159: On how many occasions have you used MDMA ('X', 'E', or ecstasy) in your lifetime?


Response	6	8	10	12	Total	
0	99.8	99.2	98.4	96.4	98.6	
1-2	0.0	0.3	0.8	2.0	0.7	
3-5	0.0	0.2	0.3	0.6	0.3	
6-9	0.0	0.1	0.0	0.2	0.1	
10-19	0.0	0.0	0.1	0.2	0.1	
20-39	0.1	0.1	0.2	0.4	0.2	
40+	0.1	0.1	0.1	0.1	0.1	
N of Valid	998	1038	965	839	3840	
N of Miss	85	110	43	53	291	

Table 160: On how many occasions have you used MDMA ('X', 'E', or ecstasy) during the past 30 days?


Response	6	8	10	12	Total	
0	99.9	99.5	99.5	99.2	99.5	
1-2	0.0	0.2	0.2	0.4	0.2	
3-5	0.0	0.0	0.1	0.4	0.1	
6-9	0.0	0.3	0.0	0.0	0.1	
10-19	0.0	0.0	0.1	0.1	0.1	
20-39	0.0	0.0	0.0	0.0	0.0	
40+	0.1	0.0	0.1	0.0	0.1	
N of Valid	999	1038	966	843	3846	
N of Miss	84	110	42	50	286	

Table 161: On how many occasions have you taken prescription drugs (such as Valium, Xanax, Ritalin, Adderall, OxyContin, Darvocet, or sleeping pills) on your own-that is, without a doctor telling you to take them in your lifetime?








Response	6	8	10	12	Total	
0	96.1	92.4	85.9	84.0	89.9	
1-2	2.6	3.5	5.8	5.5	4.3	
3-5	0.5	1.5	3.8	2.7	2.1	
6-9	0.3	0.6	1.4	2.1	1.1	
10-19	0.1	0.7	0.9	2.1	0.9	
20-39	0.1	0.6	0.7	0.7	0.5	
40+	0.3	0.8	1.3	2.7	1.2	
N of Valid	1001	1040	966	838	3845	
N of Miss	81	108	41	55	285	

Table 162: On how many occasions have you taken prescription drugs (such as Valium, Xanax, Ritalin, Adderall, OxyContin, Darvocet, or sleeping pills) on your own-that is, without a doctor telling you to take them during the past 30 days?








Response	6	8	10	12	Total	
0	98.3	96.6	93.2	92.9	95.4	
1-2	0.8	1.7	5.0	3.4	2.7	
3-5	0.3	1.0	0.9	1.9	1.0	
6-9	0.2	0.0	0.5	0.9	0.4	
10-19	0.0	0.1	0.1	0.5	0.2	
20-39	0.2	0.3	0.2	0.4	0.3	
40+	0.2	0.3	0.1	0.0	0.2	
N of Valid	1003	1038	967	843	3851	
N of Miss	80	110	41	50	281	



Table 163: On how many occasions have you taken non-prescription medicines such as diet pills (for example, Dietac, Dexatrim or Prolamine), stay-awake pills (for example No-Doz, Vivarin, or Wake), or cough or cold medicines (robos, DXM, etc.) to get high in your lifetime?








Response	6	8	10	12	Total	
0	98.0	95.6	92.1	92.5	94.7	
1-2	1.0	1.4	2.7	2.6	1.9	
3-5	0.6	1.2	1.2	1.2	1.0	
6-9	0.0	0.5	1.0	1.0	0.6	
10-19	0.3	0.2	1.0	0.8	0.6	
20-39	0.0	0.4	0.5	0.2	0.3	
40+	0.1	0.8	1.3	1.7	0.9	
N of Valid	1001	1038	967	842	3848	
N of Miss	82	110	41	51	284	

Table 164: On how many occasions have you taken non-prescription medicines such as diet pills (for example, Dietac, Dexatrim or Prolamine), stay-awake pills (for example No-Doz, Vivarin, or Wake), or cough or cold medicines (robos, DXM, etc.) to get high during the past 30 days?








Response	6	8	10	12	Total	
0	98.9	97.6	96.2	96.6	97.3	
1-2	0.7	1.3	2.1	1.4	1.4	
3-5	0.2	0.5	1.0	1.1	0.7	
6-9	0.0	0.4	0.1	0.4	0.2	
10-19	0.2	0.0	0.2	0.2	0.2	
20-39	0.0	0.0	0.1	0.1	0.1	
40+	0.0	0.3	0.3	0.2	0.2	
N of Valid	1003	1039	966	841	3849	
N of Miss	80	109	42	52	283	

Table 165: On how many occasions have you been drunk or very high from drinking alcoholic beverages during the past 30 days?


Response	6	8	10	12	Total	
0	98.2	92.5	83.2	78.4	88.6	
1-2	1.2	4.7	9.6	10.7	6.3	
3-5	0.4	1.3	3.0	3.7	2.0	
6-9	0.2	0.6	1.8	3.7	1.5	
10-19	0.0	0.4	0.8	1.9	0.7	
20-39	0.0	0.1	0.6	0.5	0.3	
40+	0.0	0.5	1.0	1.1	0.6	
N of Valid	1002	1038	963	835	3838	
N of Miss	80	111	45	54	290	

Table 166: On how many occasions have you drunk flavored alcoholic beverages, sometimes called 'alcopops' (like Mike's Hard Lemonade, Smirnoff Ice, Bacardi Breezers, etc.) in your lifetime?


Response	6	8	10	12	Total	
0	91.1	78.2	54.3	51.4	69.7	
1-2	5.3	9.7	14.6	12.7	10.5	
3-5	1.5	6.1	10.2	10.0	6.8	
6-9	1.4	2.4	6.2	7.7	4.3	
10-19	0.4	1.7	5.7	5.7	3.3	
20-39	0.1	0.9	3.5	4.6	2.2	
40+	0.2	1.0	5.5	7.7	3.4	
N of Valid	999	1038	964	840	3841	
N of Miss	83	109	41	52	285	

Table 167: On how many occasions have you drunk flavored alcoholic beverages, sometimes called 'alcopops' (like Mike's Hard Lemonade, Smirnoff Ice, Bacardi Breezers, etc.) during the past 30 days?


Response	6	8	10	12	Total	
0	97.2	91.3	81.3	77.9	87.4	
1-2	1.5	5.8	10.5	12.6	7.3	
3-5	0.8	1.5	3.4	5.2	2.6	
6-9	0.4	0.7	2.7	2.5	1.5	
10-19	0.1	0.4	0.9	1.2	0.6	
20-39	0.0	0.1	0.5	0.1	0.2	
40+	0.0	0.2	0.7	0.5	0.3	
N of Valid	1001	1039	966	841	3847	
N of Miss	82	108	42	52	284	

Table 168: Think back over the last two weeks. How many times have you had five or more alcoholic drinks in a row?


Response	6	8	10	12	Total	
None	96.7	92.3	83.5	77.5	88.0	
Once	1.7	2.9	6.2	7.7	4.5	
Twice	0.9	1.5	5.3	4.9	3.1	
3-5 times	0.1	2.1	2.5	5.7	2.5	
6-9 times	0.2	0.4	0.6	1.8	0.7	
10 or more times	0.3	0.8	1.9	2.4	1.3	
N of Valid	981	1027	956	831	3795	
N of Miss	102	122	52	61	337	

Table 169: During the past 30 days, how many times did you ride in a car or other vehicle driven by someone who had been drinking alcohol?


Response	6	8	10	12	Total	
0 times	79.1	79.5	75.0	75.6	77.4	
1 time	10.0	7.5	9.8	8.9	9.1	
2 or 3 times	5.4	6.9	10.4	9.4	7.9	
4 or 5 times	1.6	1.8	1.8	1.8	1.7	
6 or more times	3.9	4.3	3.0	4.3	3.9	
N of Valid	979	1020	956	831	3786	
N of Miss	104	128	53	62	347	

Table 170: During the past 30 days, how many times did you drive a car or other vehicle when you had been drinking alcohol?







Response	6	8	10	12	Total	
I did not drive a car in the past 30 days	43.5	48.2	29.8	17.3	35.4	
0 times	54.1	47.4	64.9	69.6	58.5	
1 time	1.0	2.3	2.0	5.4	2.6	
2 or 3 times	0.3	0.9	1.9	4.3	1.8	
4 or 5 times	0.6	0.5	0.4	1.2	0.7	
6 or more times	0.5	0.7	0.9	2.2	1.1	
N of Valid	945	990	949	828	3712	
N of Miss	107	132	54	62	355	

Table 171: If you drank alcohol (not just a sip or taste) in the past year, how did you usually get it?













Response	6	8	10	12	Total	
I did not drink alcohol in the past year	88.2	74.8	54.1	43.0	66.0	
I bought it myself with a fake ID	0.0	0.2	0.3	0.9	0.3	
I bought it myself without a fake ID	0.0	0.1	0.6	2.6	0.8	
I got it from someone I know age 21 or older	1.9	6.7	16.8	23.2	11.7	
I got it from someone I know under age 21	0.5	2.1	6.4	7.5	4.0	
I got it from my brother or sister	0.2	1.2	2.7	2.2	1.5	
I got it from home with my parents' permission	2.9	4.2	5.1	4.4	4.2	
I got it from home without my parents' permission	0.8	2.5	3.0	1.8	2.1	
I got it from another relative	0.8	2.9	4.0	3.9	2.9	
A stranger bought it for me	0.2	0.2	0.6	1.2	0.5	
I took it from a store or shop	0.1	0.1	0.0	0.2	0.1	
Other	4.2	5.0	6.3	9.0	6.0	
N of Valid	953	1000	934	818	3705	
N of Miss	126	140	59	69	394	

Table 172: If you drank alcohol (not just a sip or taste) in the past year, where did you usually drink it?











Response	6	8	10	12	Total	
I did not drink alcohol in the past year	89.4	77.1	54.1	44.5	67.3	
at my home	5.1	8.8	13.7	14.3	10.3	
at someone else's home	3.2	10.0	22.1	29.2	15.6	
at an open area like a park, beach, field, back road, woods, or a street corner	1.3	2.7	6.3	6.3	4.1	
at a sporting event or concert	0.3	0.1	0.8	0.7	0.5	
at a restaurant, bar, or a nightclub	0.1	0.3	0.8	1.5	0.6	
at an empty building or a construction site	0.0	0.2	0.1	0.1	0.1	
at a hotel/motel	0.1	0.2	0.5	0.6	0.4	
in a car	0.4	0.2	1.1	1.5	0.8	
at school	0.0	0.3	0.7	1.1	0.5	
N of Valid	937	987	923	804	3651	
N of Miss	142	144	68	74	428	

Table 173: During the last month, about how many marijuana cigarettes, or the equivalent, did you smoke a day, on the average?








Response	6	8	10	12	Total	
None	96.9	94.4	88.0	83.2	91.0	
Less than 1 a day	1.8	2.1	3.9	5.7	3.3	
1 a day	0.5	0.8	1.6	2.6	1.3	
2-3 a day	0.2	1.4	2.8	4.5	2.1	
4-6 a day	0.3	0.3	1.5	2.0	1.0	
7-10 a day	0.2	0.6	0.7	1.2	0.7	
11 or more a day	0.1	0.4	1.5	0.9	0.7	
N of Valid	959	1007	950	820	3736	
N of Miss	124	139	59	73	395	

Table 174: How wrong would most adults (over 21) in your neighborhood think it is for kids your age: to use marijuana?


Response	6	8	10	12	Total	
Very wrong	91.2	82.8	71.6	65.0	78.2	
Wrong	5.4	9.4	14.0	19.8	11.8	
A little bit wrong	2.3	5.4	10.1	9.2	6.7	
Not wrong at all	1.1	2.4	4.3	5.9	3.3	
N of Valid	945	1000	936	812	3693	
N of Miss	137	146	72	81	436	

Table 175: How wrong would most adults (over 21) in your neighborhood think it is for kids your age: to drink alcohol?


Response	6	8	10	12	Total	
Very wrong	79.0	65.6	51.0	43.0	60.3	
Wrong	11.9	15.8	22.1	23.2	18.0	
A little bit wrong	6.2	12.9	20.0	23.2	15.3	
Not wrong at all	3.0	5.7	7.0	10.7	6.4	
N of Valid	936	1000	934	812	3682	
N of Miss	147	147	75	81	450	

Table 176: How wrong would most adults (over 21) in your neighborhood think it is for kids your age: to smoke cigarettes?


Response	6	8	10	12	Total	
Very wrong	81.4	70.7	58.1	45.5	64.7	
Wrong	9.6	13.8	19.3	24.7	16.5	
A little bit wrong	5.5	10.4	14.8	17.9	11.9	
Not wrong at all	3.5	5.1	7.8	11.9	6.9	
N of Valid	934	1000	934	809	3677	
N of Miss	149	149	75	84	457	

Table 177: How much do each of the following statements describe your neighborhood? crime and/or drug selling

Response	6	8	10	12	Total	
NO!	77.3	68.0	65.0	63.8	68.6	
no	10.6	17.8	18.6	17.2	16.1	
yes	7.1	9.0	11.0	12.1	9.7	
YES!	5.1	5.2	5.3	6.9	5.6	
N of Valid	919	996	944	812	3671	
N of Miss	164	150	64	81	459	

Table 178: How much do each of the following statements describe your neighborhood? fights

Response	6	8	10	12	Total	
NO!	60.1	58.6	58.5	60.7	59.4	
no	14.1	19.0	22.0	21.7	19.1	
yes	15.2	14.8	13.7	11.9	14.0	
YES!	10.7	7.6	5.8	5.7	7.5	
N of Valid	917	993	943	810	3663	
N of Miss	165	154	66	82	467	

Table 179: How much do each of the following statements describe your neighborhood? lots of empty or abandoned buildings

Response	6	8	10	12	Total	
NO!	69.0	64.7	63.4	66.7	65.9	
no	18.4	24.1	24.0	21.3	22.0	
yes	9.2	7.8	9.2	8.5	8.7	
YES!	3.4	3.4	3.3	3.5	3.4	
N of Valid	914	997	941	811	3663	
N of Miss	169	151	68	81	469	

Table 180: How much do each of the following statements describe your neighborhood? lots of graffiti

Response	6	8	10	12	Total	
NO!	77.0	73.9	75.5	74.1	75.1	
no	15.4	20.5	20.2	19.9	19.0	
yes	4.7	3.6	3.1	3.9	3.8	
YES!	2.9	2.0	1.3	2.1	2.1	
N of Valid	897	996	942	811	3646	
N of Miss	186	151	67	82	486	

Table 181: If I had to move, I would miss the neighborhood I now live in.

Response	6	8	10	12	Total	
NO!	20.1	21.5	15.5	21.7	19.6	
no	9.3	13.4	17.2	17.6	14.3	
yes	21.4	26.9	31.6	32.7	28.0	
YES!	49.2	38.2	35.7	28.1	38.1	
N of Valid	916	995	941	808	3660	
N of Miss	165	152	68	85	470	

Table 182: My neighbors notice when I am doing a good job and let me know about it.

Response	6	8	10	12	Total	
NO!	38.3	35.2	35.7	38.3	36.8	
no	22.4	32.0	36.2	31.0	30.5	
yes	21.2	20.3	18.1	19.6	19.8	
YES!	18.1	12.5	10.0	11.0	12.9	
N of Valid	911	990	939	806	3646	
N of Miss	171	156	69	87	483	



Table 183: I like my neighborhood.

Response	6	8	10	12	Total
NO!	12.0	14.2	10.6	13.3	12.5
no	7.5	9.7	13.2	13.1	10.8
yes	29.9	37.9	40.3	44.9	38.0
YES!	50.6	38.2	35.9	28.7	38.6
N of Valid	909	985	939	802	3635
N of Miss	174	161	70	90	495

Table 184: There are lots of adults in my neighborhood I could talk to about something important.

Response	6	8	10	12	Total
NO!	27.5	29.0	28.0	31.3	28.9
no	18.3	24.8	30.4	30.6	25.9
yes	26.6	24.6	22.8	23.1	24.3
YES!	27.7	21.5	18.8	15.0	20.9
N of Valid	903	986	940	808	3637
N of Miss	177	160	69	85	491

Table 185: I'd like to get out of my neighborhood.

Response	6	8	10	12	Total
NO!	53.0	40.8	35.8	29.0	40.0
no	22.6	31.6	33.8	35.3	30.7
yes	10.5	15.4	17.5	20.4	15.8
YES!	13.9	12.2	12.9	15.3	13.5
N of Valid	907	985	936	804	3632
N of Miss	175	160	71	89	495

Table 186: There are people in my neighborhood who are proud of me when I do something well.





Response	6	8	10	12	Total	
NO!	23.2	23.4	21.2	25.5	23.2	
no	17.4	23.9	26.9	21.0	22.4	
yes	30.7	32.1	33.3	36.7	33.1	
YES!	28.7	20.6	18.6	16.8	21.3	
N of Valid	898	984	932	804	3618	
N of Miss	185	162	77	89	513	

Table 187: There are people in my neighborhood who encourage me to do my best.





Response	6	8	10	12	Total	
NO!	22.4	22.3	21.6	25.1	22.7	
no	15.4	20.5	25.0	20.8	20.4	
yes	30.3	31.5	32.6	35.2	32.3	
YES!	32.0	25.7	20.8	18.9	24.5	
N of Valid	899	984	932	804	3619	
N of Miss	184	163	76	89	512	

Table 188: I feel safe in my neighborhood.





Response	6	8	10	12	Total	
NO!	14.9	12.2	9.3	10.6	11.8	
no	10.1	11.4	10.1	9.4	10.3	
yes	29.6	38.9	40.2	45.1	38.3	
YES!	45.4	37.6	40.5	34.9	39.7	
N of Valid	901	985	929	802	3617	
N of Miss	178	162	77	91	508	

Table 189: Which of the following activities for people your age are available in your community? sports teams?



Response	6	8	10	12	Total	
No	16.2	14.0	12.9	15.3	14.6	
Yes	83.8	86.0	87.1	84.7	85.4	
N of Valid	900	972	929	802	3603	
N of Miss	181	174	79	91	525	

Table 190: Which of the following activities for people your age are available in your community? scouting?



Response	6	8	10	12	Total	
No	41.3	50.1	53.9	45.3	47.8	
Yes	58.7	49.9	46.1	54.7	52.2	
N of Valid	891	962	913	794	3560	
N of Miss	191	186	96	99	572	

Table 191: Which of the following activities for people your age are available in your community? boys and girls clubs?



Response	6	8	10	12	Total	
No	27.5	29.6	34.1	32.0	30.8	
Yes	72.5	70.4	65.9	68.0	69.2	
N of Valid	890	965	924	799	3578	
N of Miss	193	184	84	94	555	

Table 192: Which of the following activities for people your age are available in your community? 4-H clubs?



Response	6	8	10	12	Total	
No	46.8	53.9	47.5	45.6	48.6	
Yes	53.2	46.1	52.5	54.4	51.4	
N of Valid	879	950	911	794	3534	
N of Miss	203	197	98	98	596	

Table 193: Which of the following activities for people your age are available in your community? service clubs?



Response	6	8	10	12	Total	
No	55.1	55.7	45.7	39.0	49.2	
Yes	44.9	44.3	54.3	61.0	50.8	
N of Valid	869	952	911	797	3529	
N of Miss	214	197	98	96	605	

Table 194: If a kid smoked marijuana in your neighborhood would he or she be caught by the police?





Response	6	8	10	12	Total	
NO!	17.0	20.8	26.8	29.8	23.4	
no	19.0	34.0	43.1	46.9	35.5	
yes	27.6	24.2	19.2	15.1	21.7	
YES!	36.3	21.0	10.9	8.1	19.3	
N of Valid	898	957	927	801	3583	
N of Miss	183	190	80	90	543	

Table 195: If a kid drank some beer, wine or hard liquor (for example, vodka, whiskey, or gin) in your neighborhood would he or she be caught by the police?





Response	6	8	10	12	Total	
NO!	20.8	23.9	32.8	33.9	27.7	
no	25.4	40.5	46.1	48.2	39.9	
yes	24.6	20.4	13.1	11.3	17.5	
YES!	29.1	15.2	8.1	6.6	14.9	
N of Valid	897	958	925	803	3583	
N of Miss	185	190	84	90	549	

Table 196: If a kid carried a handgun in your neighborhood would he or she be caught by the police?





Response	6	8	10	12	Total	
NO!	18.1	20.1	24.8	25.8	22.1	
no	16.4	25.3	36.0	38.1	28.7	
yes	23.6	26.6	21.1	20.4	23.1	
YES!	41.8	28.0	18.1	15.8	26.2	
N of Valid	894	961	924	800	3579	
N of Miss	185	188	84	92	549	

Table 197: If you wanted to get some cigarettes, how easy would it be for you to get some?





Response	6	8	10	12	Total	
Very hard	74.9	52.6	27.2	15.7	43.3	
Sort of hard	9.8	15.6	10.0	7.9	11.0	
Sort of easy	6.3	14.9	25.1	19.3	16.4	
Very easy	9.1	16.9	37.7	57.1	29.3	
N of Valid	891	959	926	797	3573	
N of Miss	191	190	83	96	560	

Table 198: If you wanted to get some beer, wine or hard liquor (for example, vodka, whiskey, or gin), how easy would it be for you to get some?





Response	6	8	10	12	Total	
Very hard	71.3	48.9	22.2	13.9	39.7	
Sort of hard	11.5	14.2	13.0	11.4	12.6	
Sort of easy	8.1	16.7	26.4	28.5	19.7	
Very easy	9.1	20.2	38.5	46.2	28.0	
N of Valid	889	957	925	797	3568	
N of Miss	194	192	83	96	565	

Table 199: If you wanted to get a drug like cocaine, LSD, or amphetamines, how easy would it be for you to get some?

Response	6	8	10	12	Total	
Very hard	92.4	83.7	66.1	51.4	74.1	
Sort of hard	4.1	9.0	14.3	20.9	11.8	
Sort of easy	1.8	3.8	9.9	14.2	7.2	
Very easy	1.7	3.6	9.8	13.5	6.9	
N of Valid	887	955	923	795	3560	
N of Miss	196	194	86	98	574	

Table 200: If you wanted to get a handgun, how easy would it be for you to get one?

Response	6	8	10	12	Total	
Very hard	69.3	62.0	47.0	39.4	54.9	
Sort of hard	12.0	13.0	17.9	19.7	15.5	
Sort of easy	7.8	10.8	14.7	16.7	12.4	
Very easy	10.9	14.2	20.3	24.2	17.2	
N of Valid	889	955	925	797	3566	
N of Miss	194	194	84	96	568	

Table 201: If you wanted to get some marijuana, how easy would it be for you to get some?

Response	6	8	10	12	Total	
Very hard	89.8	72.1	38.2	26.6	57.5	
Sort of hard	3.8	7.8	10.6	9.2	7.8	
Sort of easy	2.3	8.3	18.1	18.8	11.7	
Very easy	4.1	11.9	33.1	45.4	22.9	
N of Valid	885	953	922	796	3556	
N of Miss	197	196	87	97	577	

Table 202: During the past 12 months, have you participated in any alcohol prevention programs or seen any alcohol prevention messages in your school or community? Yes, a school-based program focused on preventing underage drinking and/or drinking and driving.



Response	6	8	10	12	Total	
No	59.9	70.6	71.9	73.9	68.8	
Yes	40.1	29.4	28.1	26.1	31.2	
N of Valid	1083	1149	1009	893	4134	
N of Miss	0	0	0	0	0	

Table 203: During the past 12 months, have you participated in any alcohol prevention programs or seen any alcohol prevention messages in your school or community? Yes, a community-based program focused on preventing underage drinking and/or drinking and driving (for example, through your church or temple or through youth groups like Boys and Girls Club or 4-H).



Response	6	8	10	12	Total	
No	83.1	87.7	90.7	91.9	88.1	
Yes	16.9	12.3	9.3	8.1	11.9	
N of Valid	1083	1149	1009	893	4134	
N of Miss	0	0	0	0	0	

Table 204: During the past 12 months, have you participated in any alcohol prevention programs or seen any alcohol prevention messages in your school or community? Yes, a media campaign addressing underage drinking and/or drinking and driving (for example, newspaper ads, posters, pamphlets, radio, TV).



Response	6	8	10	12	Total	
No	81.0	88.6	90.5	89.6	87.3	
Yes	19.0	11.4	9.5	10.4	12.7	
N of Valid	1083	1149	1009	893	4134	
N of Miss	0	0	0	0	0	

Table 205: During the past 12 months, have you participated in any alcohol prevention programs or seen any alcohol prevention messages in your school or community? No



Response	6	8	10	12	Total	
No	64.2	55.4	46.3	45.9	53.4	
Yes	35.8	44.6	53.7	54.1	46.6	
N of Valid	1083	1149	1009	893	4134	
N of Miss	0	0	0	0	0	

Table 206: How wrong do your parents feel it would be for YOU to: drink beer, wine or hard liquor (for example, vodka, whiskey or gin) regularly?





Response	6	8	10	12	Total	
Very wrong	87.8	77.2	65.2	57.8	72.4	
Wrong	7.9	12.5	16.9	21.4	14.5	
A little bit wrong	3.9	8.4	13.2	14.6	9.9	
Not wrong at all	0.4	1.9	4.7	6.3	3.2	
N of Valid	901	950	916	796	3563	
N of Miss	182	198	92	97	569	

Table 207: How wrong do your parents feel it would be for YOU to: smoke cigarettes?





Response	6	8	10	12	Total	
Very wrong	90.5	85.1	76.9	68.4	80.6	
Wrong	6.0	9.6	14.1	18.7	11.9	
A little bit wrong	2.5	3.7	5.8	7.4	4.8	
Not wrong at all	1.0	1.6	3.3	5.4	2.7	
N of Valid	893	948	916	795	3552	
N of Miss	190	201	93	98	582	

Table 208: How wrong do your parents feel it would be for YOU to: smoke marijuana?





Response	6	8	10	12	Total	
Very wrong	97.1	92.6	86.5	79.2	89.2	
Wrong	1.9	4.2	7.9	10.4	6.0	
A little bit wrong	0.6	1.8	3.3	6.5	2.9	
Not wrong at all	0.5	1.4	2.4	3.9	2.0	
N of Valid	888	947	917	788	3540	
N of Miss	195	202	92	105	594	



Table 209: How wrong do your parents feel it would be for YOU to: steal something worth more than \$5?





Response	6	8	10	12	Total	
Very wrong	86.8	86.5	83.8	83.4	85.2	
Wrong	9.6	10.3	12.7	11.7	11.1	
A little bit wrong	2.7	2.2	1.9	3.3	2.5	
Not wrong at all	0.9	1.0	1.6	1.6	1.3	
N of Valid	889	942	914	793	3538	
N of Miss	194	207	94	100	595	

Table 210: How wrong do your parents feel it would be for YOU to: draw graffiti, write things, or draw pictures on buildings or other property (without the owner's permission)?





Response	6	8	10	12	Total	
Very wrong	86.6	84.8	81.0	79.3	83.1	
Wrong	8.3	8.9	13.4	12.7	10.8	
A little bit wrong	2.8	4.3	3.6	5.8	4.1	
Not wrong at all	2.3	2.0	2.0	2.1	2.1	
N of Valid	888	948	917	794	3547	
N of Miss	194	201	92	99	586	

Table 211: How wrong do your parents feel it would be for YOU to: pick a fight with someone?





Response	6	8	10	12	Total	
Very wrong	70.8	63.6	60.5	60.3	63.9	
Wrong	15.3	20.5	22.9	23.5	20.5	
A little bit wrong	9.7	12.0	12.8	13.3	11.9	
Not wrong at all	4.3	3.9	3.8	2.9	3.8	
N of Valid	889	943	914	791	3537	
N of Miss	194	204	95	101	594	

Table 212: During the past 12 months, have you talked with at least one of your parents about the dangers of underage drinking and/or drinking and driving? By parents, we mean either your biological parents, adoptive parents, stepparents, or adult guardians - whether or not they live with you.



Response	6	8	10	12	Total	
No	50.9	59.4	59.1	54.6	56.1	
Yes	49.1	40.6	40.9	45.4	43.9	
N of Valid	856	900	888	780	3424	
N of Miss	227	249	121	113	710	

Table 213: Have any of your brothers or sisters ever: drunk beer, wine or hard liquor (for example, vodka, whiskey or gin)?




Response	6	8	10	12	Total	
No	70.9	57.6	41.4	34.0	51.4	
Yes	25.4	39.7	54.8	60.0	44.6	
I don't have any brothers or sisters	3.7	2.8	3.7	6.1	4.0	
N of Valid	886	938	912	792	3528	
N of Miss	196	210	96	101	603	

Table 214: Have any of your brothers or sisters ever: smoked marijuana?




Response	6	8	10	12	Total	
No	90.6	82.4	67.8	58.9	75.4	
Yes	5.8	14.8	28.6	35.4	20.7	
I don't have any brothers or sisters	3.6	2.8	3.6	5.7	3.9	
N of Valid	880	938	910	788	3516	
N of Miss	199	210	99	105	613	

Table 215: Have any of your brothers or sisters ever: smoked cigarettes?




Response	6	8	10	12	Total	
No	78.2	68.6	57.4	53.7	64.8	
Yes	18.0	28.3	38.9	40.4	31.2	
I don't have any brothers or sisters	3.9	3.1	3.7	5.8	4.1	
N of Valid	879	937	910	787	3513	
N of Miss	204	211	99	106	620	

Table 216: Have any of your brothers or sisters ever: taken a handgun to school?




Response	6	8	10	12	Total	
No	95.7	95.3	94.9	91.1	94.4	
Yes	0.6	1.9	1.7	3.4	1.9	
I don't have any brothers or sisters	3.7	2.8	3.4	5.5	3.8	
N of Valid	882	936	909	784	3511	
N of Miss	201	212	100	108	621	

Table 217: Have any of your brothers or sisters ever: been suspended or expelled from school?




Response	6	8	10	12	Total	
No	70.5	67.0	63.9	61.7	65.9	
Yes	25.9	29.9	32.5	32.3	30.1	
I don't have any brothers or sisters	3.6	3.1	3.6	6.0	4.0	
N of Valid	880	932	909	784	3505	
N of Miss	201	216	99	109	625	

Table 218: The rules in my family are clear.





Response	6	8	10	12	Total	
NO!	5.5	5.4	3.5	4.9	4.8	
no	4.5	8.1	8.8	7.1	7.1	
yes	29.8	35.1	42.9	41.0	37.1	
YES!	60.3	51.5	44.8	47.0	50.9	
N of Valid	876	931	912	790	3509	
N of Miss	203	215	95	103	616	

Table 219: People in my family often insult or yell at each other.

Response	6	8	10	12	Total	
NO!	38.4	27.2	21.1	23.5	27.6	
no	29.7	38.1	39.4	39.6	36.7	
yes	20.8	22.1	25.5	25.0	23.3	
YES!	11.1	12.6	14.1	11.8	12.4	
N of Valid	870	931	907	787	3495	
N of Miss	212	216	101	105	634	

Table 220: When I am not at home, one of my parents knows where I am and who I am with.

Response	6	8	10	12	Total	
NO!	4.5	4.6	3.8	4.3	4.3	
no	5.2	7.7	7.7	10.3	7.7	
yes	24.0	32.9	40.8	44.5	35.3	
YES!	66.4	54.7	47.7	40.9	52.7	
N of Valid	871	932	905	785	3493	
N of Miss	211	215	103	107	636	

Table 221: We argue about the same things in my family over and over.

Response	6	8	10	12	Total	
NO!	46.0	27.4	18.1	17.9	27.5	
no	27.8	34.6	36.4	37.6	34.0	
yes	16.2	24.7	29.9	31.0	25.4	
YES!	10.0	13.3	15.6	13.5	13.1	
N of Valid	870	931	905	784	3490	
N of Miss	211	217	104	109	641	

Table 222: If you drank some beer or wine or liquor (for example, vodka, whiskey, or gin) without your parents' permission, would you be caught by your parents?

Response	6	8	10	12	Total	
NO!	11.0	13.9	18.4	21.6	16.1	
no	5.7	19.6	34.8	38.0	24.2	
yes	14.0	20.9	20.7	19.2	18.7	
YES!	69.2	45.5	26.1	21.2	40.9	
N of Valid	870	927	899	787	3483	
N of Miss	210	219	109	105	643	

Table 223: My family has clear rules about alcohol and drug use.

Response	6	8	10	12	Total	
NO!	6.0	7.2	6.2	7.5	6.7	
no	6.1	10.6	14.5	11.1	10.6	
yes	16.8	24.1	31.2	38.1	27.3	
YES!	71.1	58.1	48.1	43.3	55.4	
N of Valid	870	925	903	785	3483	
N of Miss	212	222	105	108	647	

Table 224: If you carried a handgun without your parents' permission, would you be caught by your parents?

Response	6	8	10	12	Total	
NO!	7.1	9.8	9.2	13.4	9.8	
no	4.3	8.3	14.9	19.1	11.4	
yes	13.0	19.1	25.5	25.3	20.6	
YES!	75.6	62.7	50.4	42.2	58.2	
N of Valid	870	915	894	784	3463	
N of Miss	211	232	113	109	665	

Table 225: If you skipped school would you be caught by your parents?

Response	6	8	10	12	Total	
NO!	6.9	9.2	10.9	13.6	10.1	
no	5.3	10.6	18.4	24.9	14.5	
yes	16.9	24.9	26.3	28.2	24.0	
YES!	70.9	55.3	44.3	33.3	51.4	
N of Valid	868	921	896	784	3469	
N of Miss	214	227	113	108	662	

Table 226: Do you feel very close to your mother?

Response	6	8	10	12	Total	
NO!	5.5	10.0	11.0	9.1	8.9	
no	5.6	10.4	13.3	12.8	10.5	
yes	16.0	25.3	27.9	32.1	25.2	
YES!	72.9	54.3	47.8	46.0	55.4	
N of Valid	860	916	892	780	3448	
N of Miss	220	230	114	110	674	

Table 227: Do you share your thoughts and feelings with your mother?

Response	6	8	10	12	Total	
NO!	13.6	15.3	16.3	12.9	14.6	
no	15.7	22.7	25.6	23.5	21.9	
yes	21.8	26.5	25.4	32.4	26.4	
YES!	48.9	35.6	32.6	31.2	37.1	
N of Valid	859	917	893	780	3449	
N of Miss	222	230	115	113	680	

Table 228: My parents ask me what I think before most family decisions affecting me are made.


Response	6	8	10	12	Total	
NO!	15.1	15.9	15.4	17.4	15.9	
no	16.6	21.0	26.5	23.0	21.8	
yes	31.8	34.6	35.4	38.5	35.0	
YES!	36.4	28.6	22.7	21.1	27.3	
N of Valid	859	914	895	782	3450	
N of Miss	224	232	114	111	681	

Table 229: Do you share your thoughts and feelings with your father?


Response	6	8	10	12	Total	
NO!	26.0	25.6	26.3	29.7	26.8	
no	17.5	27.0	28.7	26.5	24.9	
yes	24.8	23.7	26.1	24.8	24.8	
YES!	31.7	23.7	18.9	19.1	23.4	
N of Valid	864	915	882	782	3443	
N of Miss	219	233	125	111	688	

Table 230: Do you enjoy spending time with your mother?


Response	6	8	10	12	Total	
NO!	5.8	6.9	8.4	7.5	7.1	
no	3.1	7.6	8.9	9.8	7.3	
yes	23.3	34.1	38.8	41.3	34.2	
YES!	67.7	51.4	43.9	41.5	51.3	
N of Valid	858	918	886	778	3440	
N of Miss	222	230	120	115	687	

Table 231: Do you enjoy spending time with your father?

Response	6	8	10	12	Total	
NO!	11.4	13.3	14.8	18.5	14.4	
no	4.1	8.7	10.8	12.0	8.8	
yes	21.7	31.3	36.0	35.9	31.1	
YES!	62.8	46.7	38.4	33.7	45.7	
N of Valid	861	900	883	775	3419	
N of Miss	220	247	124	117	708	

Table 232: If I had a personal problem, I could ask my mom or dad for help.

Response	6	8	10	12	Total	
NO!	8.7	11.5	10.4	11.0	10.4	
no	5.1	10.5	13.2	11.2	10.0	
yes	20.4	30.1	35.6	38.3	30.9	
YES!	65.8	47.9	40.8	39.5	48.7	
N of Valid	869	916	887	780	3452	
N of Miss	211	231	121	113	676	

Table 233: Do you feel very close to your father?

Response	6	8	10	12	Total	
NO!	13.9	18.0	18.4	22.9	18.2	
no	8.6	15.4	19.0	19.3	15.5	
yes	19.7	25.6	27.8	27.0	25.0	
YES!	57.9	41.1	34.8	30.8	41.4	
N of Valid	865	911	882	778	3436	
N of Miss	218	235	127	115	695	



Table 234: My parents give me lots of chances to do fun things with them.


Response	6	8	10	12	Total	
NO!	7.0	10.4	11.3	13.4	10.4	
no	7.6	14.1	19.8	21.5	15.6	
yes	24.5	33.3	35.7	36.4	32.4	
YES!	61.0	42.2	33.2	28.6	41.6	
N of Valid	871	914	888	782	3455	
N of Miss	211	234	120	111	676	

Table 235: My parents ask if I've gotten my homework done.


Response	6	8	10	12	Total	
NO!	3.4	6.1	6.1	12.1	6.8	
no	1.8	8.4	12.6	21.6	10.8	
yes	18.4	30.3	38.1	35.8	30.5	
YES!	76.4	55.3	43.2	30.5	51.9	
N of Valid	881	919	887	787	3474	
N of Miss	201	230	122	106	659	

Table 236: People in my family have serious arguments.

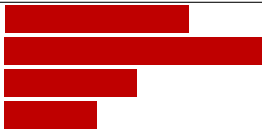
Response	6	8	10	12	Total	
NO!	40.0	27.3	21.7	21.4	27.8	
no	31.3	43.8	43.7	42.3	40.3	
yes	17.1	16.4	21.0	23.3	19.3	
YES!	11.5	12.5	13.6	13.0	12.6	
N of Valid	875	915	883	785	3458	
N of Miss	206	233	126	108	673	

Table 237: Would your parents know if you did not come home on time?

Response	6	8	10	12	Total
NO!	4.3	5.9	5.7	7.0	5.7
no	5.9	9.3	12.2	14.6	10.4
yes	25.9	34.8	37.1	36.8	33.6
YES!	64.0	50.0	45.0	41.6	50.3
N of Valid	870	914	876	782	3442
N of Miss	213	235	131	110	689

Table 238: It is important to be honest with your parents, even if they become upset or you get punished.

Response	6	8	10	12	Total
NO!	3.8	6.2	5.1	6.9	5.5
no	4.3	8.0	12.2	8.8	8.3
yes	19.6	30.4	37.8	39.9	31.7
YES!	72.4	55.4	44.9	44.4	54.5
N of Valid	869	908	880	782	3439
N of Miss	212	241	129	111	693

Table 239: My parents notice when I am doing a good job and let me know about it.

Response	6	8	10	12	Total
Never or Almost Never	6.4	11.5	10.5	9.8	9.6
Sometimes	21.4	24.0	32.1	30.8	27.0
Often	26.7	28.4	26.9	29.4	27.8
All the time	45.5	36.1	30.5	30.0	35.7
N of Valid	870	907	878	779	3434
N of Miss	212	241	131	114	698

Table 240: How often do your parents tell you they're proud of you for something you've done?





Response	6	8	10	12	Total	
Never or Almost Never	4.9	10.4	10.6	11.5	9.3	
Sometimes	19.7	22.6	29.5	28.7	25.0	
Often	27.6	31.8	29.4	29.4	29.6	
All the time	47.8	35.2	30.5	30.4	36.1	
N of Valid	870	912	875	776	3433	
N of Miss	211	237	134	117	699	

Table 241: How many brothers and sisters, including stepbrothers and stepsisters, do you have that are younger than you?








Response	6	8	10	12	Total	
0	31.5	31.0	30.7	31.7	31.2	
1	24.6	26.9	26.2	26.9	26.1	
2	19.4	16.9	16.8	15.8	17.3	
3	10.2	8.4	9.4	7.2	8.8	
4	6.0	6.4	6.4	7.7	6.6	
5	3.7	4.6	4.1	4.2	4.2	
6 or more	4.7	5.9	6.5	6.4	5.9	
N of Valid	855	901	863	778	3397	
N of Miss	223	247	143	114	727	

Table 242: How many brothers and sisters, including stepbrothers and stepsisters, do you have that are older than you?








Response	6	8	10	12	Total	
0	24.0	28.6	27.3	29.9	27.4	
1	25.6	24.1	24.3	29.1	25.7	
2	20.3	17.5	18.1	17.8	18.4	
3	11.5	10.8	11.2	7.8	10.4	
4	6.9	6.2	8.3	5.5	6.8	
5	3.8	5.3	4.6	3.7	4.4	
6 or more	7.8	7.5	6.2	6.0	6.9	
N of Valid	867	905	875	779	3426	
N of Miss	213	242	133	114	702	

Table 243: Have you changed homes in the past year (the last 12 months)?



Response	6	8	10	12	Total	
No	72.5	76.5	78.7	80.5	77.0	
Yes	27.5	23.5	21.3	19.5	23.0	
N of Valid	870	902	874	780	3426	
N of Miss	212	247	134	113	706	

Table 244: How many times have you changed homes since kindergarten?






Response	6	8	10	12	Total	
Never	34.7	32.8	33.5	29.1	32.6	
1 or 2 times	33.3	30.1	29.9	31.3	31.1	
3 or 4 times	19.0	21.1	18.4	18.2	19.2	
5 or 6 times	6.2	7.5	8.4	9.6	7.9	
7 or more times	6.8	8.5	9.8	11.8	9.2	
N of Valid	870	896	874	780	3420	
N of Miss	211	248	135	113	707	

Table 245: Have you changed schools (including changing from elementary to middle and middle to high school) in the past year?



Response	6	8	10	12	Total	
No	65.1	67.6	69.2	82.8	70.8	
Yes	34.9	32.4	30.8	17.2	29.2	
N of Valid	868	895	870	777	3410	
N of Miss	215	253	139	116	723	

Table 246: How many times have you changed schools since kindergarten (including changing from elementary to middle and middle to high school)?






Response	6	8	10	12	Total	
Never	34.0	31.0	26.0	28.0	29.8	
1 or 2 times	38.1	27.6	23.1	20.5	27.5	
3 or 4 times	18.1	28.1	31.5	28.9	26.6	
5 or 6 times	5.9	6.9	12.7	13.6	9.6	
7 or more times	3.9	6.4	6.7	9.0	6.4	
N of Valid	868	896	869	779	3412	
N of Miss	215	252	139	114	720	

Table 247: Has anyone in your family ever had severe alcohol or drug problems?



Response	6	8	10	12	Total	
No	71.8	68.8	56.8	54.3	63.2	
Yes	28.2	31.3	43.2	45.7	36.8	
N of Valid	859	896	871	777	3403	
N of Miss	223	253	138	116	730	

Table 248: About how many adults (over 21) have you known personally who in the past year have: used marijuana, crack, cocaine, or other drugs?






Response	6	8	10	12	Total	
0	73.3	66.9	48.6	41.1	57.9	
1	12.4	12.0	13.5	14.5	13.0	
2	5.7	7.5	11.3	11.6	8.9	
3-4	3.7	4.9	9.5	10.6	7.1	
5+	4.8	8.8	17.2	22.2	13.0	
N of Valid	855	885	862	774	3376	
N of Miss	228	264	147	119	758	

Table 249: About how many adults (over 21) have you known personally who in the past year have: sold or dealt drugs?






Response	6	8	10	12	Total	
0	80.8	74.5	62.0	53.5	68.1	
1	10.0	8.5	12.3	12.3	10.7	
2	2.8	6.3	9.2	10.7	7.2	
3-4	2.6	3.5	6.1	7.6	4.9	
5+	3.8	7.2	10.4	15.9	9.1	
N of Valid	848	880	859	774	3361	
N of Miss	234	268	150	119	771	

Table 250: About how many adults (over 21) have you known personally who in the past year have: done other things that could get them in trouble with the police, like stealing, selling stolen goods, mugging or assaulting others, etc.?






Response	6	8	10	12	Total	
0	76.4	68.4	59.5	53.6	64.8	
1	11.9	10.9	13.5	10.9	11.8	
2	4.6	7.3	9.3	10.5	7.9	
3-4	3.1	5.5	5.1	7.4	5.2	
5+	4.0	8.0	12.6	17.6	10.4	
N of Valid	849	880	859	772	3360	
N of Miss	234	269	150	121	774	

Table 251: About how many adults (over 21) have you known personally who in the past year have: gotten drunk or high?






Response	6	8	10	12	Total	
0	55.8	46.1	29.9	25.5	39.7	
1	19.3	16.3	15.5	10.5	15.5	
2	9.7	9.4	9.9	11.3	10.0	
3-4	5.1	7.9	10.0	11.9	8.7	
5+	10.1	20.3	34.7	40.9	26.1	
N of Valid	849	883	859	773	3364	
N of Miss	234	266	150	119	769	

Table 252: Have you seen or heard information about underage drinking in the past 12 months from the following sources? Radio

Response	6	8	10	12	Total	
No	45.4	42.9	43.0	44.5	43.9	
Yes	54.6	57.1	57.0	55.5	56.1	
N of Valid	848	875	849	771	3343	
N of Miss	233	273	159	122	787	

Table 253: Have you seen or heard information about underage drinking in the past 12 months from the following sources? TV.

Response	6	8	10	12	Total	
No	22.5	20.6	19.2	21.1	20.8	
Yes	77.5	79.4	80.8	78.9	79.2	
N of Valid	849	875	850	769	3343	
N of Miss	234	273	159	124	790	

Table 254: Have you seen or heard information about underage drinking in the past 12 months from the following sources? Print. This includes information on underage drinking you may have seen in the newspaper, on a billboard, in pamphlets, on stickers, etc.

Response	6	8	10	12	Total	
No	41.5	42.0	36.0	34.3	38.6	
Yes	58.5	58.0	64.0	65.7	61.4	
N of Valid	843	876	848	769	3336	
N of Miss	240	273	161	124	798	

Table 255: Have you seen or heard information about underage drinking in the past 12 months from the following sources? Website or social media? (Facebook, Myspace, website, etc.)

Response	6	8	10	12	Total	
No	47.0	39.2	35.2	36.7	39.6	
Yes	53.0	60.8	64.8	63.3	60.4	
N of Valid	843	876	849	771	3339	
N of Miss	240	272	160	122	794	

Table 256: The next questions ask about your opinions of the information you saw or heard. If you have seen or heard more than one ad, please think about your favorite ad when answering these questions. The information about underage drinking that I saw or heard was convincing.

Response	6	8	10	12	Total	
NO!	27.4	21.3	17.4	15.1	20.4	
no	6.1	13.0	18.7	17.2	13.7	
yes	17.9	28.3	35.3	36.9	29.5	
YES!	33.4	26.6	18.6	21.3	25.0	
I have not seen or heard any ads about underage drinking in the past 12 months.	15.2	10.7	9.9	9.5	11.4	
N of Valid	842	868	849	767	3326	
N of Miss	240	280	159	126	805	

Table 257: The next questions ask about your opinions of the information you saw or heard. If you have seen or heard more than one ad, please think about your favorite ad when answering these questions. The information about underage drinking that I saw or heard grabbed my attention.

Response	6	8	10	12	Total	
NO!	23.0	17.5	15.3	13.4	17.4	
no	9.2	16.0	22.0	20.9	16.9	
yes	20.0	26.3	32.5	35.2	28.4	
YES!	32.6	30.0	20.7	21.1	26.2	
I have not seen or heard any ads about underage drinking in the past 12 months.	15.1	10.2	9.6	9.4	11.1	
N of Valid	834	863	847	767	3311	
N of Miss	249	282	162	126	819	

Table 258: The next questions ask about your opinions of the information you saw or heard. If you have seen or heard more than one ad, please think about your favorite ad when answering these questions. The information about underage drinking that I saw or heard said something important to me.

Response	6	8	10	12	Total	
NO!	21.2	18.1	15.7	14.9	17.5	
no	8.3	16.2	24.5	21.6	17.6	
yes	18.5	26.0	29.9	34.0	27.0	
YES!	36.7	29.2	20.0	19.6	26.5	
I have not seen or heard any ads about underage drinking in the past 12 months.	15.4	10.4	9.8	9.8	11.4	
N of Valid	832	862	845	764	3303	
N of Miss	251	286	163	128	828	



Table 259: The next questions ask about your opinions of the information you saw or heard. If you have seen or heard more than one ad, please think about your favorite ad when answering these questions. Seeing or hearing this information about underage drinking made me want to stop or decrease my drinking.










Response	6	8	10	12	Total	
NO!	21.9	21.4	20.0	19.8	20.8	
no	3.7	12.1	22.4	22.8	15.3	
yes	11.7	15.1	22.3	24.8	18.5	
YES!	31.9	29.9	22.0	20.6	26.1	
I have not seen or heard any ads about underage drinking in the past 12 months.	30.7	21.4	13.3	12.1	19.3	
N of Valid	752	835	817	754	3158	
N of Miss	329	311	190	139	969	

Table 260: How honest were you in filling out this survey?

Response	6	8	10	12	Total	
I was very honest	83.3	82.2	80.3	79.3	81.3	
I was honest pretty much of the time	13.0	15.7	14.8	16.1	14.9	
I was honest some of the time	3.1	1.1	3.6	4.1	2.9	
I was honest once in a while	0.6	0.9	1.4	0.5	0.9	
I was not honest at all	0.0	0.0	0.0	0.0	0.0	
N of Valid	851	877	861	772	3361	
N of Miss	232	270	147	120	769	