

2017 APNA

Arkansas Prevention Needs Assessment Survey

Region 11 Frequency Distribution Tables

Counties: Calhoun, Columbia, Dallas, Nevada, Ouachita, Union

Arkansas Department of Human Services,
Division of Aging, Adults and Behavioral
Health Services
And
University of Arkansas at Little Rock
MidSOUTH Center for Prevention and Training

Conducted by International Survey Associates dba Pride Surveys

Contents

1	INTRODUCTION	11
2	PERCENTAGE TABLES	15

List of Frequency Distribution Tables

1	Gender	16
2	Age	16
3	Are you Hispanic or Latino?	16
4	What is your race? Black or African American	17
5	What is your race? Asian	17
6	What is your race? American Indian	17
7	What is your race? Alaska Native	17
8	What is your race? White	18
9	What is your race? Native Hawaiian or Other Pacific Islander	18
10	What is your race? Other	18
11	What is the highest level of schooling completed by your mother or father?	19
12	Think of where you live most of the time. Which of the following people live there with you? Mother	19
13	Think of where you live most of the time. Which of the following people live there with you? Stepmother	19
14	Think of where you live most of the time. Which of the following people live there with you? Foster Mother	20
15	Think of where you live most of the time. Which of the following people live there with you? Grandmother	20
16	Think of where you live most of the time. Which of the following people live there with you? Aunt	20
17	Think of where you live most of the time. Which of the following people live there with you? Father	20
18	Think of where you live most of the time. Which of the following people live there with you? Stepfather	21
19	Think of where you live most of the time. Which of the following people live there with you? Foster Father	21
20	Think of where you live most of the time. Which of the following people live there with you? Grandfather	21
21	Think of where you live most of the time. Which of the following people live there with you? Uncle	21
22	Think of where you live most of the time. Which of the following people live there with you? Other Adults	22
23	Think of where you live most of the time. Which of the following people live there with you? Brother(s)	22
24	Think of where you live most of the time. Which of the following people live there with you? Stepbrother(s)	22
25	Think of where you live most of the time. Which of the following people live there with you? Sister(s)	22
26	Think of where you live most of the time. Which of the following people live there with you? Stepsister(s)	23

27	Think of where you live most of the time. Which of the following people live there with you? Other Children	23
28	In my school, students have lots of chances to help decide things like class activities and rules.	23
29	Teachers ask me to work on special classroom projects.	23
30	My teacher(s) notices when I am doing a good job and lets me know about it.	24
31	There are lots of chances for students in my school to get involved in sports, clubs, and other school activities outside of class.	24
32	There are lots of chances for students in my school to talk with a teacher one-on-one.	24
33	I feel safe at my school.	25
34	The school lets my parents know when I have done something well.	25
35	My teachers praise me when I work hard in school.	25
36	Are your school grades better than the grades of most students in your class?	26
37	I have lots of chances to be part of class discussions or activities.	26
38	Now thinking back over the past year in school, how often did you: enjoy being in school?	26
39	Now thinking back over the past year in school, how often did you: hate being in school?	27
40	Now thinking back over the past year in school, how often did you: try to do your best work in school?	27
41	How often do you feel that the school work you are assigned is meaningful and important?	27
42	Putting them all together, what were your grades like last year?	28
43	How important do you think the things you are learning in school are going to be for your later life?	28
44	During the LAST FOUR WEEKS how many whole days of school have you missed because you skipped or "cut"?	28
45	What are the chances you would be seen as cool if you: smoked cigarettes?	29
46	What are the chances you would be seen as cool if you: worked hard at school?	29
47	What are the chances you would be seen as cool if you: began drinking alcoholic beverages regularly, that is, at least once or twice a month?	29
48	What are the chances you would be seen as cool if you: defended someone who was being bullied?	30
49	What are the chances you would be seen as cool if you: smoked marijuana?	30
50	What are the chances you would be seen as cool if you: carried a handgun?	30
51	What are the chances you would be seen as cool if you: used e-cigarettes, e-cigars or e-hookahs (vaping)?	31

52	What are the chances you would be seen as cool if you: bullied someone or cyber bullied someone?	31
53	Think of your four best friends (the friends you feel closest to). In the past year (12 months), how many of your best friends have: participated in clubs, organizations or activities at school?	31
54	Think of your four best friends (the friends you feel closest to). In the past year (12 months), how many of your best friends have: smoked cigarettes?	32
55	Think of your four best friends (the friends you feel closest to). In the past year (12 months), how many of your best friends have: tried beer, wine or hard liquor (for example, vodka, whiskey, or gin) when their parents didn't know about it?	32
56	Think of your four best friends (the friends you feel closest to). In the past year (12 months), how many of your best friends have: used e-cigarettes, e-cigars, or e-hookahs?	32
57	Think of your four best friends (the friends you feel closest to). In the past year (12 months), how many of your best friends have: used marijuana?	33
58	Think of your four best friends (the friends you feel closest to). In the past year (12 months), how many of your best friends have: used prescription drugs or non-prescription drugs for the purpose of getting high?	33
59	Think of your four best friends (the friends you feel closest to). In the past year (12 months), how many of your best friends have: used synthetic marijuana (K2, spice) or bath salts?	33
60	Think of your four best friends (the friends you feel closest to). In the past year (12 months), how many of your best friends have: used LSD, cocaine, amphetamines, or other illegal drugs?	34
61	Think of your four best friends (the friends you feel closest to). In the past year (12 months), how many of your best friends have: been bullied?	34
62	Think of your four best friends (the friends you feel closest to). In the past year (12 months), how many of your best friends have: been suspended from school?	34
63	Think of your four best friends (the friends you feel closest to). In the past year (12 months), how many of your best friends have: carried a handgun?	35
64	Think of your four best friends (the friends you feel closest to). In the past year (12 months), how many of your best friends have: sold illegal drugs?	35
65	Think of your four best friends (the friends you feel closest to). In the past year (12 months), how many of your best friends have: regularly attended religious services?	35

66	Think of your four best friends (the friends you feel closest to). In the past year (12 months), how many of your best friends have: stolen or tried to steal a motor vehicle such as a car or motorcycle?	36
67	Think of your four best friends (the friends you feel closest to). In the past year (12 months), how many of your best friends have: been arrested?	36
68	Think of your four best friends (the friends you feel closest to). In the past year (12 months), how many of your best friends have: dropped out of school?	36
69	Think of your four best friends (the friends you feel closest to). In the past year (12 months), how many of your best friends have: been members of a gang?	37
70	How old were you when you first: smoked marijuana?	37
71	How old were you when you first: smoked a cigarette, even just a puff?	38
72	How old were you when you first: had more than a sip or two of beer, wine or hard liquor (for example, vodka, whiskey, or gin)?	38
73	How old were you when you first: began drinking alcoholic beverages regularly, that is, at least once or twice a month?	39
74	How old were you when you first: used Pegaramide (peg, Peggy)?	39
75	How old were you when you first: got suspended from school?	40
76	How old were you when you first: got arrested?	40
77	How old were you when you first: carried a handgun?	41
78	How old were you when you first: used e-cigarettes, e-cigars, or e-hookahs (vaping)?	41
79	How old were you when you first: belonged to a gang?	42
80	How old were you when you first: used prescription drugs not prescribed to you?	42
81	How wrong do you think it is for someone your age to: take a handgun to school?	43
82	How wrong do you think it is for someone your age to: steal anything?	43
83	How wrong do you think it is for someone your age to: pick a fight with someone?	43
84	How wrong do you think it is for someone your age to: attack someone with the idea of seriously hurting them?	44
85	How wrong do you think it is for someone your age to: stay away from school all day when their parents think they are at school?	44
86	How wrong do you think it is for someone your age to: drink beer, wine or hard liquor (for example, vodka, whiskey, or gin) regularly?	44
87	How wrong do you think it is for someone your age to: smoke cigarettes?	45
88	How wrong do you think it is for someone your age to: smoke marijuana?	45

89	How wrong do you think it is for someone your age to: use prescription drugs or non-prescription drugs for the purpose of getting high?	45
90	How wrong do you think it is for someone your age to: use synthetic marijuana (K2, spice) or bath salts?	46
91	How wrong do you think it is for someone your age to: use LSD, cocaine, amphetamines or another illegal drug?	46
92	How wrong do you think it is for someone your age to: use e-cigarettes, e-cigars or e-hookahs (vaping)?	46
93	At school during the past 12 months, did you receive help from the resource teacher, speech therapist or other special education teacher?	47
94	How many times in the past year (12 months) have you: been suspended from school?	47
95	How many times in the past year (12 months) have you: carried a handgun?	47
96	How many times in the past year (12 months) have you: sold illegal drugs?	48
97	How many times in the past year (12 months) have you: stolen or tried to steal a motor vehicle such as a car or motorcycle?	48
98	How many times in the past year (12 months) have you: participated in clubs, organizations or activities at school?	48
99	How many times in the past year (12 months) have you: been arrested?	49
100	How many times in the past year (12 months) have you: attacked someone with the idea of seriously hurting them?	49
101	How many times in the past year (12 months) have you: been drunk or high at school?	49
102	How many times in the past year (12 months) have you: taken a handgun to school?	50
103	How many times in the past year (12 months) have you: used e-cigarettes, e-cigars, or e-hookahs (vaping)?	50
104	Are you currently on probation, or assigned a probation officer with Juvenile Court?	50
105	Have you ever belonged to a gang?	51
106	If you have ever belonged to a gang, did that gang have a name?	51
107	You are at a party at someone's house, and one of your friends offers you a drink containing alcohol. What would you say or do?	51
108	How often do you attend religious services or activities?	52
109	I think sometimes it's okay to cheat at school.	52
110	It is important to think before you act.	52
111	Sometimes I think that life is not worth it.	53
112	At times I think I am no good at all.	53
113	All in all, I am inclined to think that I am a failure.	53
114	In the past year, have you felt depressed or sad MOST days, even if you felt okay sometimes?	54
115	It is all right to beat up people if they start the fight.	54

116	I think it is okay to take something without asking if you can get away with it.	54
117	Where do you get the most information about living a drug and alcohol free life? Parents/guardians	55
118	Where do you get the most information about living a drug and alcohol free life? Friends	55
119	Where do you get the most information about living a drug and alcohol free life? Family members	55
120	Where do you get the most information about living a drug and alcohol free life? School	56
121	Where do you get the most information about living a drug and alcohol free life? Internet	56
122	Where do you get the most information about living a drug and alcohol free life? TV	56
123	Where do you get the most information about living a drug and alcohol free life? Social media	57
124	How much do you think people risk harming themselves (physically or in other ways) if they: smoked one or more packs of cigarettes per day?	57
125	How much do you think people risk harming themselves (physically or in other ways) if they: try marijuana once or twice?	57
126	How much do you think people risk harming themselves (physically or in other ways) if they: smoke marijuana once or twice a week?	58
127	How much do you think people risk harming themselves (physically or in other ways) if they: take one or two drinks of an alcoholic beverage (beer, wine, liquor) nearly every day?	58
128	How much do you think people risk harming themselves (physically or in other ways) if they: have five or more drinks of an alcoholic beverage once or twice a weekend?	58
129	How much do you think people risk harming themselves (physically or in other ways) if they: use prescription drugs that are not prescribed to them?	59
130	How much do you think people risk harming themselves (physically or in other ways) if they: use non-prescription drugs to get high?	59
131	How much do you think people risk harming themselves (physically or in other ways) if they: use e-cigarettes, e-cigars, or e-hookahs?	59
132	Have you ever used smokeless tobacco (chew, snuff, plug, dipping tobacco, or chewing tobacco)?	60
133	How often have you used smokeless tobacco during the past 30 days?	60
134	Have you ever smoked cigarettes?	60
135	How frequently have you smoked cigarettes during the past 30 days?	61
136	Which statement best describes rules about smoking inside your home or your family cars?	61
137	Have you ever used e-cigarettes, e-cigars, or e-hookahs (vaping)?	61

138	How frequently have you used e-cigarettes, e-cigars, or e-hookahs (vaping)?	62
139	During this school year, were you taught in any of your classes about the dangers of tobacco use?	62
140	During the past 12 months, have you participated in any community activities to discourage people your age from using cigarettes, chewing tobacco, snuff, dip or cigars, e-cigarettes, e-cigars, or e-hookahs?	62
141	Think back over the last two weeks. How many times have you had five or more alcoholic drinks in a row?	63
142	During the past 30 days, how many times did you ride in a car or other vehicle driven by someone who had been drinking alcohol or using drugs to get high?	63
143	During the past 30 days, how many times did you drive a car or other vehicle when you had been drinking alcohol or using drugs to get high?	63
144	If you drank alcohol (not just a sip or taste) in the past year, where did you usually drink it?	64
145	How do you feel about someone your age having one or two drinks of an alcoholic beverage nearly every day?	64
146	On how many occasions have you had alcoholic beverages (beer, wine or hard liquor) to drink in your lifetime - more than just a few sips?	64
147	On how many occasions have you drunk one or more drinks of an alcoholic beverage during the past 30 days?	65
148	On how many occasions have you used marijuana (grass, pot) or hashish (hash, hash oil) in your lifetime?	65
149	On how many occasions have you used marijuana (grass, pot) or hashish (hash, hash oil) during the past 30 days?	65
150	On how many occasions have you used LSD or other psychedelics in your lifetime?	66
151	On how many occasions have you used LSD or other psychedelics during the past 30 days?	66
152	On how many occasions have you used cocaine or crack in your lifetime?	66
153	On how many occasions have you used cocaine or crack during the past 30 days?	67
154	On how many occasions have you sniffed glue, breathed the contents of an aerosol spray can, or inhaled other gases or sprays, in order to get high in your lifetime?	67
155	On how many occasions have you sniffed glue, breathed the contents of an aerosol spray can, or inhaled other gases or sprays, in order to get high during the past 30 days?	67
156	On how many occasions have you used Pegaramide (peg, Peggy, etc.) in your lifetime?	68

157	On how many occasions have you used Pegaramide (peg, Peggy, etc.) during the past 30 days?	68
158	On how many occasions have you used synthetic marijuana (K2, spice) in your lifetime?	68
159	On how many occasions have you used synthetic marijuana (K2, spice) during the past 30 days?	69
160	On how many occasions have you used methamphetamines (meth, speed, crank, crystal meth) in your lifetime?	69
161	On how many occasions have you used methamphetamines (meth, speed, crank, crystal meth) in the past 30 days?	69
162	On how many occasions have you used other chemical products (bath salts, plant food, etc.) in your lifetime?	70
163	On how many occasions have you used other chemical products (bath salts, plant food, etc.) during the past 30 days?	70
164	On how many occasions have you used heroin or other opiates in your lifetime?	70
165	On how many occasions have you used heroin or other opiates during the past 30 days?	71
166	On how many occasions have you used MDMA ('X', 'E', or ecstasy) in your lifetime?	71
167	On how many occasions have you used MDMA ('X', 'E', or ecstasy) during the past 30 days?	71
168	On how many occasions have you taken prescription drugs (such as Valium, Xanax, Ritalin, Adderall, OxyContin, Tramadol, or sleeping pills) not prescribed to you in your lifetime?	72
169	On how many occasions have you taken prescription drugs (such as Valium, Xanax, Ritalin, Adderall, OxyContin, Tramadol, or sleeping pills) not prescribed to you during the past 30 days?	72
170	On how many occasions have you taken non-prescription medicines such as diet pills (for example, Dietac, Dexatrim or Prolamine), stay-awake pills (for example No-Doz, Vivarin, or Wake), or cough or cold medicines (robos, DXM, etc.) to get high in your lifetime?	72
171	On how many occasions have you taken non-prescription medicines such as diet pills (for example, Dietac, Dexatrim or Prolamine), stay-awake pills (for example No-Doz, Vivarin, or Wake), or cough or cold medicines (robos, DXM, etc.) to get high during the past 30 days?	73
172	On how many occasions have you been drunk or very high from drinking alcoholic beverages during the past 30 days?	73
173	On how many occasions have you drunk flavored alcoholic beverages, sometimes called 'alcopops' (like Mike's Hard Lemonade, Smirnoff Ice, Bacardi Breezers, etc.) in your lifetime?	73
174	On how many occasions have you drunk flavored alcoholic beverages, sometimes called 'alcopops' (like Mike's Hard Lemonade, Smirnoff Ice, Bacardi Breezers, etc.) during the past 30 days?	74

175	If you smoked cigarettes (not just a puff or drag) in the past year, how did you usually get them?	74
176	If you used e-cigarettes, e-cigars, or e-hookahs (not just a puff or drag) in the past year, how did you usually get them? - I did not use e-cigarettes, e-cigars, or e-hookahs in the past year	75
177	If you used e-cigarettes, e-cigars, or e-hookahs (not just a puff or drag) in the past year, how did you usually get them? - I bought them in a store such as a convenience store, supermarket, discount store, or gas station	75
178	If you used e-cigarettes, e-cigars, or e-hookahs (not just a puff or drag) in the past year, how did you usually get them? - I got them on the Internet	75
179	If you used e-cigarettes, e-cigars, or e-hookahs (not just a puff or drag) in the past year, how did you usually get them? - I got them at a store that sells electronic cigarettes, such as a "vape shop"	75
180	If you used e-cigarettes, e-cigars, or e-hookahs (not just a puff or drag) in the past year, how did you usually get them? - I got them from a family member	76
181	If you used e-cigarettes, e-cigars, or e-hookahs (not just a puff or drag) in the past year, how did you usually get them? - I got them from a friend	76
182	If you used e-cigarettes, e-cigars, or e-hookahs (not just a puff or drag) in the past year, how did you usually get them? - A stranger got them for me	76
183	If you used e-cigarettes, e-cigars, or e-hookahs (not just a puff or drag) in the past year, how did you usually get them? - I took them from a store or shop	76
184	If you used e-cigarettes, e-cigars, or e-hookahs (not just a puff or drag) in the past year, how did you usually get them? - I got them some other way	77
185	If you used marijuana (grass, pot) (not just a puff or drag) in the past year, how did you usually get it? - I did not use marijuana (grass, pot) in the past year	77
186	If you used marijuana (grass, pot) (not just a puff or drag) in the past year, how did you usually get it? - I bought it myself	77
187	If you used marijuana (grass, pot) (not just a puff or drag) in the past year, how did you usually get it? - I got it from someone at school	77
188	If you used marijuana (grass, pot) (not just a puff or drag) in the past year, how did you usually get it? - I got it from someone with a medical marijuana card	78
189	If you used marijuana (grass, pot) (not just a puff or drag) in the past year, how did you usually get it? - I got it from my brother or sister	78

190	If you used marijuana (grass, pot) (not just a puff or drag) in the past year, how did you usually get it? - I got it from another relative	78
191	If you used marijuana (grass, pot) (not just a puff or drag) in the past year, how did you usually get it? - Other	78
192	If you drank alcohol (not just a sip or taste) in the past year, how did you usually get it?	79
193	If you used prescription drugs or over the counter drugs without a doctor telling you to use it or for the purpose of getting high, where did you get these drugs? - Did not use	79
194	If you used prescription drugs or over the counter drugs without a doctor telling you to use it or for the purpose of getting high, where did you get these drugs? - Bought or took from store or shop	80
195	If you used prescription drugs or over the counter drugs without a doctor telling you to use it or for the purpose of getting high, where did you get these drugs? - Got from parents with permission	80
196	If you used prescription drugs or over the counter drugs without a doctor telling you to use it or for the purpose of getting high, where did you get these drugs? - Got from home without permission	80
197	If you used prescription drugs or over the counter drugs without a doctor telling you to use it or for the purpose of getting high, where did you get these drugs? - Got from relative with permission	80
198	If you used prescription drugs or over the counter drugs without a doctor telling you to use it or for the purpose of getting high, where did you get these drugs? - Got from relative without permission	81
199	If you used prescription drugs or over the counter drugs without a doctor telling you to use it or for the purpose of getting high, where did you get these drugs? - Got from friend's home with permission	81
200	If you used prescription drugs or over the counter drugs without a doctor telling you to use it or for the purpose of getting high, where did you get these drugs? - Got from friend's home without permission	81
201	If you used prescription drugs or over the counter drugs without a doctor telling you to use it or for the purpose of getting high, where did you get these drugs? - Got from friend at school	81
202	If you used prescription drugs or over the counter drugs without a doctor telling you to use it or for the purpose of getting high, where did you get these drugs? - Got from friend at party	82
203	If you used prescription drugs or over the counter drugs without a doctor telling you to use it or for the purpose of getting high, where did you get these drugs? - Got from friend, elsewhere	82
204	If you used prescription drugs or over the counter drugs without a doctor telling you to use it or for the purpose of getting high, where did you get these drugs? - Got from internet sale	82
205	During the last month, about how many marijuana cigarettes, or the equivalent, did you smoke a day, on the average?	83

206	How wrong do your friends feel it would be for YOU to: have one or two drinks of an alcoholic beverage nearly every day?	83
207	How wrong do your friends feel it would be for YOU to: smoke tobacco?	83
208	How wrong do your friends feel it would be for YOU to: smoke marijuana?	84
209	How wrong do your friends feel it would be for YOU to: use prescription drugs not prescribed to you?	84
210	How wrong would most adults (over 21) in your neighborhood think it is for kids your age: to use marijuana?	84
211	How wrong would most adults (over 21) in your neighborhood think it is for kids your age: to drink alcohol?	85
212	How wrong would most adults (over 21) in your neighborhood think it is for kids your age: to smoke cigarettes?	85
213	How much do each of the following statements describe your neighborhood? crime and/or drug selling	85
214	How much do each of the following statements describe your neighborhood? fights	86
215	How much do each of the following statements describe your neighborhood? lots of empty or abandoned buildings	86
216	How much do each of the following statements describe your neighborhood? lots of graffiti	86
217	I feel safe in my neighborhood.	87
218	If a kid smoked marijuana in your neighborhood would he or she be caught by the police?	87
219	If a kid drank some beer, wine or hard liquor (for example, vodka, whiskey, or gin) in your neighborhood would he or she be caught by the police?	87
220	If a kid carried a handgun in your neighborhood would he or she be caught by the police?	88
221	If you wanted to get some cigarettes, how easy would it be for you to get some?	88
222	If you wanted to get some beer, wine or hard liquor (for example, vodka, whiskey, or gin), how easy would it be for you to get some?	88
223	If you wanted to get a drug like cocaine, LSD, or amphetamines, how easy would it be for you to get some?	89
224	If you wanted to get a handgun, how easy would it be for you to get one?	89
225	If you wanted to get some marijuana, how easy would it be for you to get some?	89
226	If you wanted to get prescription drugs for the purpose of getting high, how easy would it be for you to get some?	90
227	If you wanted to get synthetic marijuana such as K2 or chemical products such as bath salts to get high, how easy would it be for you to get some?	90

228	If you wanted to get steroids to use or to enhance athletic performance, how easy would it be for you to get some?	90
229	If you wanted to get e-cigarettes, e-cigars, or e-hookahs, how easy would it be for you to get some?	91
230	During the past 12 months, have you participated in any alcohol prevention programs or seen any alcohol prevention messages in your school or community? Yes, a school-based program focused on preventing underage drinking and/or drinking and driving.	91
231	During the past 12 months, have you participated in any alcohol prevention programs or seen any alcohol prevention messages in your school or community? Yes, a community-based program focused on preventing underage drinking and/or drinking and driving (for example, through your church or temple or through youth groups like Boys and Girls Club or 4-H).	91
232	During the past 12 months, have you participated in any alcohol prevention programs or seen any alcohol prevention messages in your school or community? Yes, a media campaign addressing underage drinking and/or drinking and driving (for example, newspaper ads, posters, pamphlets, radio, TV).	92
233	During the past 12 months, have you participated in any alcohol prevention programs or seen any alcohol prevention messages in your school or community? No	92
234	How wrong do your parents feel it would be for YOU to: have one or two drinks of an alcoholic beverage nearly every day?	92
235	How wrong do your parents feel it would be for YOU to: smoke tobacco?	92
236	How wrong do your parents feel it would be for YOU to: smoke marijuana?	93
237	How wrong do your parents feel it would be for YOU to: use prescription drugs not prescribed to you?	93
238	How wrong do your parents feel it would be for YOU to: steal something?	93
239	How wrong do your parents feel it would be for YOU to: draw graffiti, write things, or draw pictures on buildings or other property (without the owner's permission)?	94
240	How wrong do your parents feel it would be for YOU to: pick a fight with someone?	94
241	During the past 12 months, have you talked with at least one of your parents about the dangers of underage drinking and/or drinking and driving? By parents, we mean either your biological parents, adoptive parents, stepparents, or adult guardians - whether or not they live with you.	94
242	The rules in my family are clear.	95
243	People in my family have serious arguments about the same things, and often insult or yell at each other.	95

244	When I am not at home, one of my parents knows where I am and who I am with.	95
245	My family has clear rules about alcohol and drug use.	96
246	If you skipped school would you be caught by your parents?	96
247	My parents ask if I've gotten my homework done.	96
248	Would your parents know if you did not come home on time?	97
249	Do you know how to properly dispose of leftover prescription drugs?	97
250	Have any of your brothers or sisters ever: drunk beer, wine or hard liquor (for example, vodka, whiskey or gin)?	97
251	Have any of your brothers or sisters ever: smoked marijuana?	97
252	Have any of your brothers or sisters ever: smoked cigarettes?	98
253	Have any of your brothers or sisters ever: taken a handgun to school?	98
254	Have any of your brothers or sisters ever: been suspended or expelled from school?	98
255	Have any of your brothers or sisters ever: used e-cigarettes, e-cigars or e-hookahs (vaping)?	98
256	Have any of your brothers or sisters ever: used prescription drugs not prescribed to him/her?	99
257	Have you changed homes in the past year (the last 12 months)?	99
258	How many times have you changed homes since kindergarten?	99
259	Have you changed schools (including changing from elementary to middle and middle to high school) in the past year?	99
260	How many times have you changed schools since kindergarten (including changing from elementary to middle and middle to high school)?	100
261	Has anyone in your family ever had severe alcohol or drug problems?	100
262	About how many adults (over 21) have you known personally who in the past year have: used marijuana, crack, cocaine, or other drugs?	100
263	About how many adults (over 21) have you known personally who in the past year have: sold or dealt drugs?	101
264	About how many adults (over 21) have you known personally who in the past year have: done other things that could get them in trouble with the police, like stealing, selling stolen goods, mugging or assaulting others, etc.?	101
265	About how many adults (over 21) have you known personally who in the past year have: gotten drunk or high?	101
266	How honest were you in filling out this survey?	102

List of Figures

1	Grade Chart	12
2	Gender Chart	13
3	Age Chart	14

1 INTRODUCTION

This report was generated from data collected on the *2017 Arkansas Prevention Needs Assessment Student Survey*. This report contains basic frequency tables of all data collected and graphs on the selected demographic variables of grade, gender and age.

Questions regarding the information found in this report can be directed to:

International Survey Associates dba Pride Surveys

Mr. Jay Gleaton

2140 Newmarket Parkway

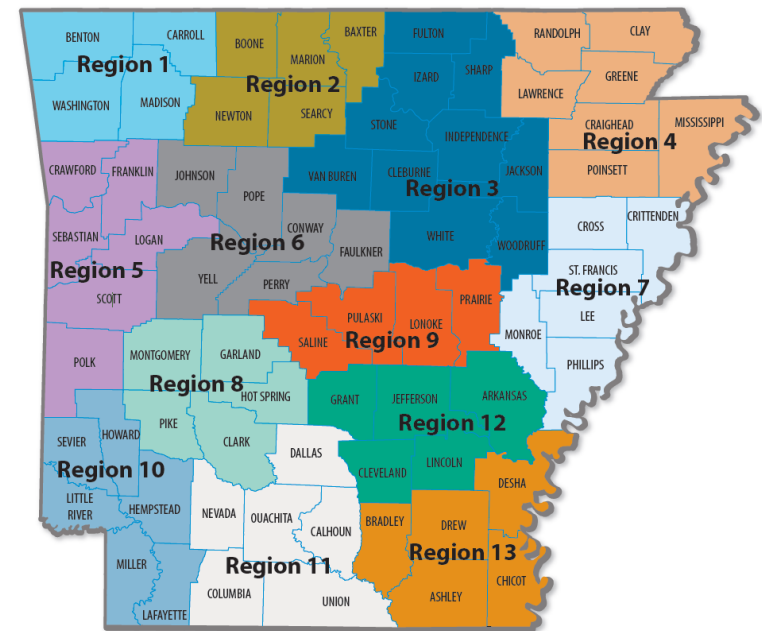
Suite 116

Marietta, GA 30067

Telephone: (800) 279-6361

Fax: (770) 726-9327

Website: <http://www.pridesurveys.com>



A note on the changing regions:

For the purposes of prevention in the state of Arkansas in 2013 the state moved from a 13-region system to an 8-region system. For the 2017 survey year the state reverted back to a 13-region system.

What this means for your regional data:

We have retroactively calculated all tables and year to year comparisons for THIS REPORT back to 13 regions. Because of this your reports from 2013 to 2016 that contain 8-regions CAN NOT BE COMPARED directly with this year's regional report. Regional reports will have different school groupings and will not be representative of the current 13-region system.

To reiterate, data in this report going back in time is comparable to previous years in the report because we recalculated previous years to 13 regions. However, the data should not be compared against any regional report going back 4 years because the regions were defined differently and represent different cohorts of students.

What this means for statewide, county, and school data:

This change will only affect the regional data. All other data is comparable with previous years.

Grade Chart

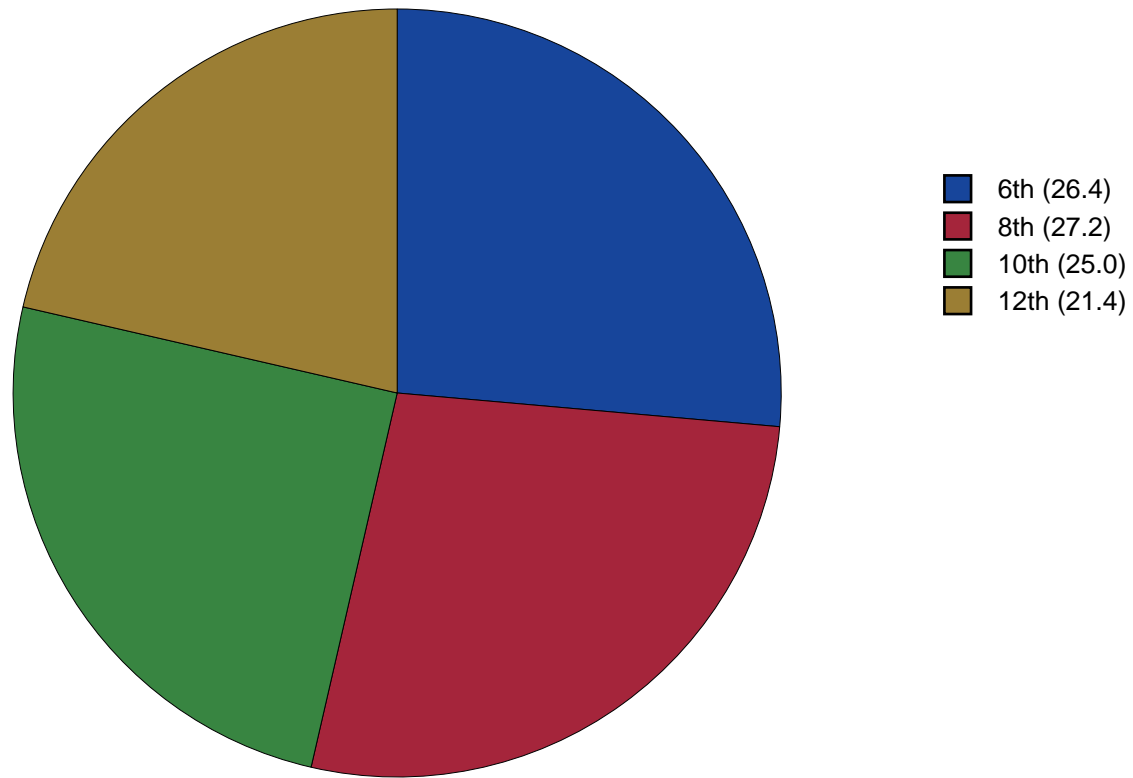


Figure 1: Grade Chart

Gender Chart

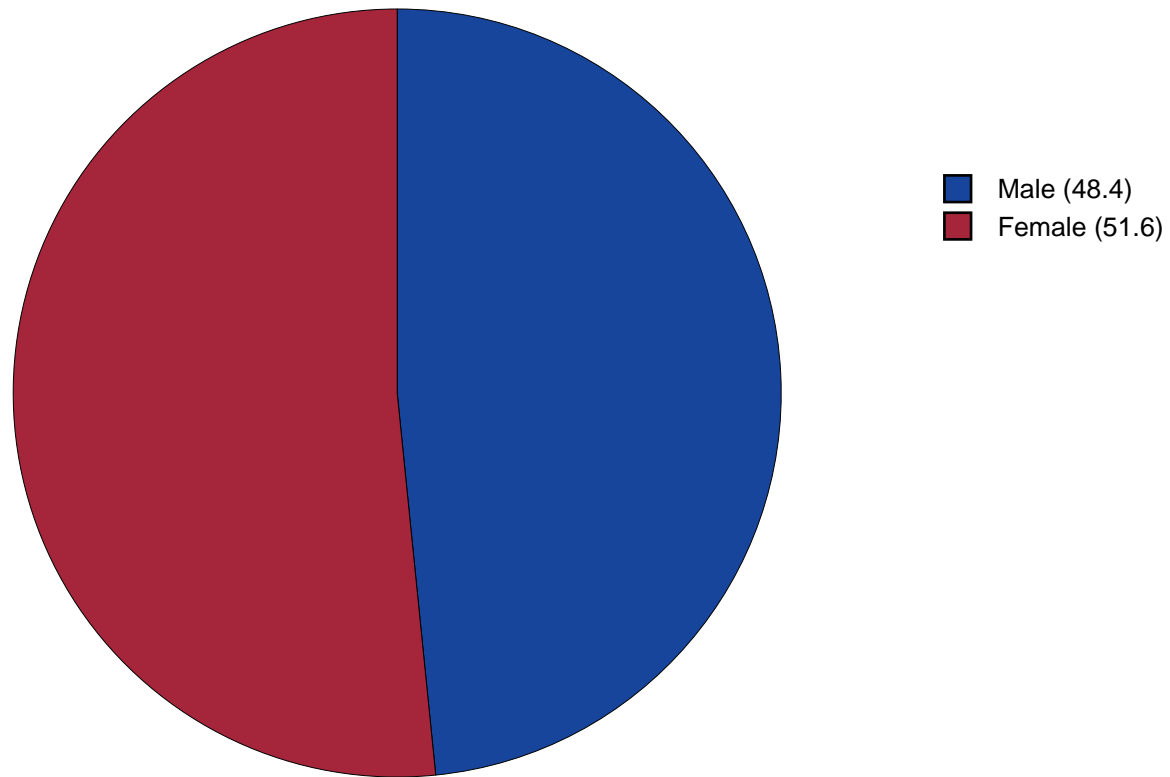


Figure 2: Gender Chart

Age Chart

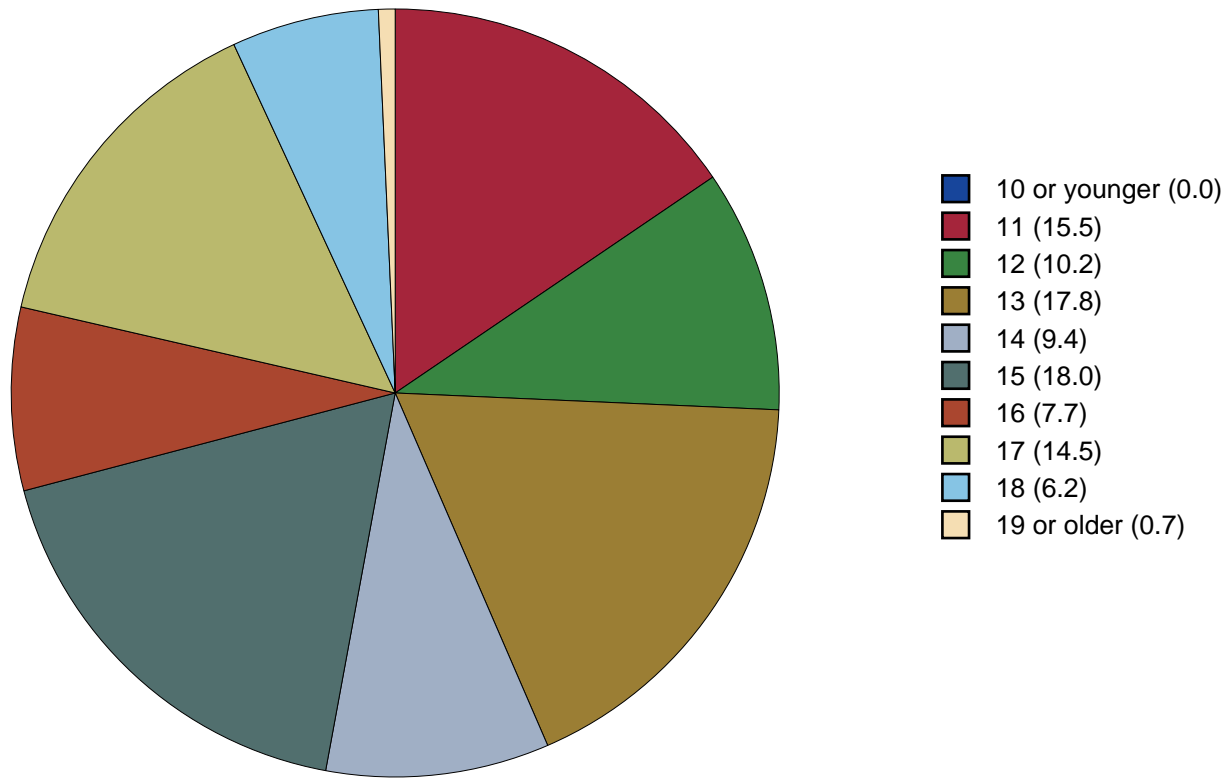


Figure 3: Age Chart

2 PERCENTAGE TABLES

The following tables contain frequency distribution detailing how your students responded to each question on the survey. The tables appear in the same order as the questions on the survey. The tables include breakdowns by grade level as well as overall percentages. The *N of Valid* row is a frequency count of the number of valid responses to each question for each grade and overall. The *N of Miss* row is a frequency count of the number of invalid (marked more than one response) or missing (i.e. did not respond) responses to each question for each grade and overall.

For the questions that allowed more than one response (i.e. race, live with, etc.) each response becomes a separate table. If a student did not mark the response, that was counted as a NO response, and if they did mark the response, that was counted as a YES response. Since a non response is a valid response for these questions, the *N of Miss* will always be zero for these questions.

Table 1: Gender



Response	6	8	10	12	Total	
Male	49.6	48.2	48.0	47.9	48.4	
Female	50.4	51.8	52.0	52.1	51.6	
N of Valid	686	714	636	549	2585	
N of Miss	14	9	29	19	71	

Table 2: Age











Response	6	8	10	12	Total	
10 or younger	0.1	0.0	0.0	0.0	0.0	
11	58.8	0.0	0.0	0.0	15.5	
12	38.4	0.3	0.0	0.0	10.2	
13	2.6	62.9	0.0	0.0	17.8	
14	0.1	33.9	0.3	0.0	9.4	
15	0.0	2.6	69.0	0.0	18.0	
16	0.0	0.3	29.6	1.1	7.7	
17	0.0	0.0	1.1	66.7	14.5	
18	0.0	0.0	0.0	28.9	6.2	
19 or older	0.0	0.0	0.0	3.4	0.7	
N of Valid	696	722	662	567	2647	
N of Miss	4	1	3	1	9	

Table 3: Are you Hispanic or Latino?



Response	6	8	10	12	Total	
No	91.3	92.1	90.8	92.5	91.7	
Yes	8.7	7.9	9.2	7.5	8.3	
N of Valid	647	695	653	557	2552	
N of Miss	53	28	12	11	104	

Table 4: What is your race? Black or African American



Response	6	8	10	12	Total	
No	60.9	61.9	59.8	57.9	60.3	
Yes	39.1	38.1	40.2	42.1	39.7	
N of Valid	691	706	655	560	2612	
N of Miss	0	0	0	0	0	

Table 5: What is your race? Asian



Response	6	8	10	12	Total	
No	98.8	98.4	98.3	97.3	98.3	
Yes	1.2	1.6	1.7	2.7	1.7	
N of Valid	691	706	655	560	2612	
N of Miss	0	0	0	0	0	

Table 6: What is your race? American Indian



Response	6	8	10	12	Total	
No	93.3	94.8	96.8	96.1	95.2	
Yes	6.7	5.2	3.2	3.9	4.8	
N of Valid	691	706	655	560	2612	
N of Miss	0	0	0	0	0	

Table 7: What is your race? Alaska Native



Response	6	8	10	12	Total	
No	99.9	100.0	99.7	99.6	99.8	
Yes	0.1	0.0	0.3	0.4	0.2	
N of Valid	691	706	655	560	2612	
N of Miss	0	0	0	0	0	

Table 8: What is your race? White



Response	6	8	10	12	Total	
No	48.3	44.2	44.4	45.0	45.5	
Yes	51.7	55.8	55.6	55.0	54.5	
N of Valid	691	706	655	560	2612	
N of Miss	0	0	0	0	0	

Table 9: What is your race? Native Hawaiian or Other Pacific Islander



Response	6	8	10	12	Total	
No	99.6	99.2	100.0	99.1	99.5	
Yes	0.4	0.8	0.0	0.9	0.5	
N of Valid	691	706	655	560	2612	
N of Miss	0	0	0	0	0	

Table 10: What is your race? Other



Response	6	8	10	12	Total	
No	89.3	91.1	91.5	96.2	91.8	
Yes	10.7	8.9	8.5	3.8	8.2	
N of Valid	691	706	655	560	2612	
N of Miss	0	0	0	0	0	

Table 11: What is the highest level of schooling completed by your mother or father?









Response	6	8	10	12	Total	
Completed grade school or less	2.5	2.8	1.2	1.1	2.0	
Some high school	3.2	3.8	11.9	12.8	7.6	
Completed high school	13.3	16.9	19.0	26.4	18.5	
Some college	6.8	16.9	14.9	15.1	13.4	
Completed college	26.4	30.0	27.2	25.7	27.4	
Graduate or professional school after college	9.9	10.5	12.2	10.3	10.7	
Don't know	35.1	17.6	11.4	7.1	18.3	
Does not apply	2.9	1.4	2.3	1.6	2.1	
N of Valid	679	704	658	564	2605	
N of Miss	21	19	7	4	51	

Table 12: Think of where you live most of the time. Which of the following people live there with you? Mother



Response	6	8	10	12	Total	
No	12.4	15.3	15.2	21.1	15.8	
Yes	87.6	84.7	84.8	78.9	84.2	
N of Valid	693	719	664	564	2640	
N of Miss	0	0	0	0	0	

Table 13: Think of where you live most of the time. Which of the following people live there with you? Stepmother



Response	6	8	10	12	Total	
No	93.9	94.7	95.2	95.6	94.8	
Yes	6.1	5.3	4.8	4.4	5.2	
N of Valid	693	719	664	564	2640	
N of Miss	0	0	0	0	0	

Table 14: Think of where you live most of the time. Which of the following people live there with you? Foster Mother



Response	6	8	10	12	Total	
No	99.6	99.6	99.5	99.6	99.6	
Yes	0.4	0.4	0.5	0.4	0.4	
N of Valid	693	719	664	564	2640	
N of Miss	0	0	0	0	0	

Table 15: Think of where you live most of the time. Which of the following people live there with you? Grandmother



Response	6	8	10	12	Total	
No	80.2	82.9	86.3	84.8	83.4	
Yes	19.8	17.1	13.7	15.2	16.6	
N of Valid	693	719	664	564	2640	
N of Miss	0	0	0	0	0	

Table 16: Think of where you live most of the time. Which of the following people live there with you? Aunt



Response	6	8	10	12	Total	
No	92.2	95.7	95.9	94.5	94.6	
Yes	7.8	4.3	4.1	5.5	5.4	
N of Valid	693	719	664	564	2640	
N of Miss	0	0	0	0	0	

Table 17: Think of where you live most of the time. Which of the following people live there with you? Father



Response	6	8	10	12	Total	
No	46.3	48.1	50.2	56.0	49.8	
Yes	53.7	51.9	49.8	44.0	50.2	
N of Valid	693	719	664	564	2640	
N of Miss	0	0	0	0	0	

Table 18: Think of where you live most of the time. Which of the following people live there with you? Stepfather



Response	6	8	10	12	Total	
No	84.8	85.0	82.4	87.6	84.8	
Yes	15.2	15.0	17.6	12.4	15.2	
N of Valid	693	719	664	564	2640	
N of Miss	0	0	0	0	0	

Table 19: Think of where you live most of the time. Which of the following people live there with you? Foster Father



Response	6	8	10	12	Total	
No	99.1	99.4	100.0	99.8	99.6	
Yes	0.9	0.6	0.0	0.2	0.4	
N of Valid	693	719	664	564	2640	
N of Miss	0	0	0	0	0	

Table 20: Think of where you live most of the time. Which of the following people live there with you? Grandfather



Response	6	8	10	12	Total	
No	88.7	89.7	94.0	90.4	90.7	
Yes	11.3	10.3	6.0	9.6	9.3	
N of Valid	693	719	664	564	2640	
N of Miss	0	0	0	0	0	

Table 21: Think of where you live most of the time. Which of the following people live there with you? Uncle



Response	6	8	10	12	Total	
No	92.9	95.7	95.8	96.3	95.1	
Yes	7.1	4.3	4.2	3.7	4.9	
N of Valid	693	719	664	564	2640	
N of Miss	0	0	0	0	0	

Table 22: Think of where you live most of the time. Which of the following people live there with you? Other Adults



Response	6	8	10	12	Total	
No	96.0	98.5	98.3	97.9	97.7	
Yes	4.0	1.5	1.7	2.1	2.3	
N of Valid	693	719	664	564	2640	
N of Miss	0	0	0	0	0	

Table 23: Think of where you live most of the time. Which of the following people live there with you? Brother(s)



Response	6	8	10	12	Total	
No	51.8	54.2	55.7	64.2	56.1	
Yes	48.2	45.8	44.3	35.8	43.9	
N of Valid	693	719	664	564	2640	
N of Miss	0	0	0	0	0	

Table 24: Think of where you live most of the time. Which of the following people live there with you? Stepbrother(s)



Response	6	8	10	12	Total	
No	95.1	94.9	95.6	97.5	95.7	
Yes	4.9	5.1	4.4	2.5	4.3	
N of Valid	693	719	664	564	2640	
N of Miss	0	0	0	0	0	

Table 25: Think of where you live most of the time. Which of the following people live there with you? Sister(s)



Response	6	8	10	12	Total	
No	51.7	57.9	58.0	66.3	58.1	
Yes	48.3	42.1	42.0	33.7	41.9	
N of Valid	693	719	664	564	2640	
N of Miss	0	0	0	0	0	

Table 26: Think of where you live most of the time. Which of the following people live there with you? Stepsister(s)



Response	6	8	10	12	Total	
No	96.1	96.1	95.8	97.9	96.4	
Yes	3.9	3.9	4.2	2.1	3.6	
N of Valid	693	719	664	564	2640	
N of Miss	0	0	0	0	0	

Table 27: Think of where you live most of the time. Which of the following people live there with you? Other Children



Response	6	8	10	12	Total	
No	93.4	95.7	94.6	94.7	94.6	
Yes	6.6	4.3	5.4	5.3	5.4	
N of Valid	693	719	664	564	2640	
N of Miss	0	0	0	0	0	

Table 28: In my school, students have lots of chances to help decide things like class activities and rules.





Response	6	8	10	12	Total	
NO!	18.5	10.5	15.0	19.3	15.6	
no	35.4	36.1	38.2	35.8	36.4	
yes	38.1	45.0	41.9	38.6	41.1	
YES!	8.0	8.3	4.9	6.3	6.9	
N of Valid	672	711	652	559	2594	
N of Miss	28	12	13	9	62	

Table 29: Teachers ask me to work on special classroom projects.





Response	6	8	10	12	Total	
NO!	9.5	8.6	10.0	10.1	9.5	
no	33.5	38.2	39.3	36.3	36.9	
yes	41.6	43.9	43.6	46.6	43.8	
YES!	15.4	9.3	7.1	7.0	9.8	
N of Valid	671	701	649	556	2577	
N of Miss	29	22	16	12	79	

Table 30: My teacher(s) notices when I am doing a good job and lets me know about it.

Response	6	8	10	12	Total
NO!	5.4	6.0	7.4	7.6	6.5
no	15.3	21.7	27.1	23.0	21.7
yes	46.0	50.4	49.5	52.1	49.4
YES!	33.3	22.0	16.0	17.4	22.4
N of Valid	672	705	645	553	2575
N of Miss	28	18	20	15	81

Table 31: There are lots of chances for students in my school to get involved in sports, clubs, and other school activities outside of class.

Response	6	8	10	12	Total
NO!	7.8	2.5	3.1	4.3	4.4
no	17.1	6.5	6.9	9.6	10.0
yes	36.8	40.4	43.7	43.1	40.9
YES!	38.4	50.6	46.3	43.0	44.7
N of Valid	680	711	652	554	2597
N of Miss	20	12	13	14	59

Table 32: There are lots of chances for students in my school to talk with a teacher one-on-one.

Response	6	8	10	12	Total
NO!	3.7	4.2	7.3	7.2	5.5
no	17.5	18.8	21.5	16.7	18.7
yes	42.7	51.1	51.3	53.3	49.4
YES!	36.1	26.0	19.9	22.8	26.4
N of Valid	675	709	647	552	2583
N of Miss	25	14	18	16	73

Table 33: I feel safe at my school.


Response	6	8	10	12	Total	
NO!	9.4	9.5	10.9	8.9	9.7	
no	15.4	19.2	21.2	19.5	18.8	
yes	44.1	52.4	53.0	55.3	51.0	
YES!	31.0	18.9	14.9	16.4	20.5	
N of Valid	667	704	643	550	2564	
N of Miss	33	19	22	18	92	

Table 34: The school lets my parents know when I have done something well.


Response	6	8	10	12	Total	
NO!	13.7	16.8	23.1	24.1	19.1	
no	28.4	41.5	44.6	49.0	40.5	
yes	36.3	31.0	27.3	21.5	29.4	
YES!	21.6	10.8	4.9	5.4	11.0	
N of Valid	672	704	648	553	2577	
N of Miss	28	19	17	15	79	

Table 35: My teachers praise me when I work hard in school.


Response	6	8	10	12	Total	
NO!	12.7	11.8	17.2	13.9	13.8	
no	32.4	40.9	40.9	39.2	38.3	
yes	38.6	36.9	34.7	37.7	37.0	
YES!	16.3	10.4	7.3	9.2	10.9	
N of Valid	663	702	646	554	2565	
N of Miss	37	21	19	14	91	

Table 36: Are your school grades better than the grades of most students in your class?

Response	6	8	10	12	Total
NO!	10.0	6.1	8.8	5.9	7.7
no	29.6	30.1	29.2	25.4	28.7
yes	42.2	48.2	47.1	51.3	47.1
YES!	18.3	15.6	14.8	17.4	16.5
N of Valid	663	707	647	556	2573
N of Miss	37	16	18	12	83

Table 37: I have lots of chances to be part of class discussions or activities.

Response	6	8	10	12	Total
NO!	7.1	3.5	5.1	4.3	5.0
no	15.3	17.3	15.9	18.3	16.6
yes	46.2	57.5	60.7	58.8	55.6
YES!	31.4	21.7	18.3	18.5	22.7
N of Valid	675	710	649	556	2590
N of Miss	25	13	16	12	66

Table 38: Now thinking back over the past year in school, how often did you: enjoy being in school?

Response	6	8	10	12	Total
Never	9.6	8.6	11.1	13.8	10.6
Seldom	13.3	17.2	16.9	20.7	16.8
Sometimes	38.1	41.2	42.9	40.3	40.6
Often	18.3	22.3	22.3	18.9	20.5
Almost always	20.8	10.6	6.8	6.4	11.4
N of Valid	678	708	646	551	2583
N of Miss	22	15	19	17	73

Table 39: Now thinking back over the past year in school, how often did you: hate being in school?

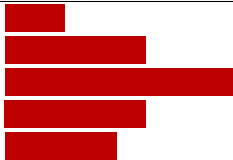
Response	6	8	10	12	Total	
Never	12.4	7.1	4.8	4.0	7.3	
Seldom	25.6	21.7	18.6	15.4	20.6	
Sometimes	30.3	36.9	37.1	38.0	35.5	
Often	16.9	19.4	23.6	23.9	20.8	
Almost always	14.7	14.9	16.0	18.6	15.9	
N of Valid	667	705	645	547	2564	
N of Miss	33	18	20	21	92	

Table 40: Now thinking back over the past year in school, how often did you: try to do your best work in school?


Response	6	8	10	12	Total	
Never	0.0	0.0	1.1	1.5	0.6	
Seldom	1.0	1.8	2.0	2.2	1.7	
Sometimes	7.7	11.6	14.4	14.5	11.9	
Often	17.4	28.2	28.5	30.0	25.8	
Almost always	73.9	58.3	54.0	51.8	59.9	
N of Valid	674	708	646	550	2578	
N of Miss	26	15	19	18	78	

Table 41: How often do you feel that the school work you are assigned is meaningful and important?

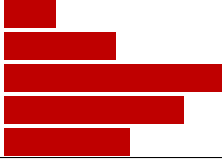
Response	6	8	10	12	Total	
Never	4.6	4.4	5.7	9.6	5.9	
Seldom	9.7	11.9	21.6	21.0	15.7	
Sometimes	21.6	34.7	38.5	39.7	33.3	
Often	30.5	30.2	25.0	20.8	27.0	
Almost always	33.6	18.8	9.1	8.9	18.2	
N of Valid	679	706	647	552	2584	
N of Miss	21	17	18	16	72	

Table 42: Putting them all together, what were your grades like last year?

Response	6	8	10	12	Total	
Mostly F's	1.9	1.0	1.3	1.1	1.3	
Mostly D's	2.3	4.2	4.1	3.5	3.5	
Mostly C's	14.6	22.8	19.2	18.6	18.9	
Mostly B's	37.9	39.1	37.4	43.7	39.4	
Mostly A's	43.3	32.9	38.0	33.2	36.9	
N of Valid	642	696	639	549	2526	
N of Miss	58	27	26	19	130	

Table 43: How important do you think the things you are learning in school are going to be for your later life?

Response	6	8	10	12	Total	
Very important	55.3	34.0	17.2	14.2	31.1	
Quite important	22.9	26.2	24.7	18.6	23.3	
Fairly important	14.2	23.0	31.5	35.3	25.4	
Slightly important	5.6	14.3	20.6	23.8	15.6	
Not at all important	2.1	2.5	6.0	8.1	4.5	
N of Valid	678	714	647	555	2594	
N of Miss	22	9	18	13	62	

Table 44: During the LAST FOUR WEEKS how many whole days of school have you missed because you skipped or "cut"?

Response	6	8	10	12	Total	
None	57.2	68.7	75.5	68.3	67.3	
1	13.6	10.1	8.0	10.1	10.5	
2	9.3	6.7	6.0	8.9	7.7	
3	7.0	5.8	4.5	4.2	5.4	
4-5	8.3	6.2	3.7	4.9	5.9	
6-10	2.9	1.7	1.7	2.2	2.1	
11 or more	1.6	0.8	0.6	1.4	1.1	
N of Valid	685	712	648	552	2597	
N of Miss	15	11	17	16	59	

Table 45: What are the chances you would be seen as cool if you: smoked cigarettes?






Response	6	8	10	12	Total	
No or very little chance	87.3	76.7	68.2	65.3	75.0	
Little chance	5.1	10.6	16.8	14.9	11.6	
Some chance	4.1	8.1	9.5	11.6	8.1	
Pretty good chance	1.7	3.7	3.7	5.5	3.6	
Very good chance	1.8	0.9	1.8	2.8	1.7	
N of Valid	664	701	619	544	2528	
N of Miss	36	22	46	24	128	

Table 46: What are the chances you would be seen as cool if you: worked hard at school?






Response	6	8	10	12	Total	
No or very little chance	4.8	8.8	9.3	8.7	7.8	
Little chance	8.6	13.3	15.3	15.6	13.0	
Some chance	15.2	19.2	24.1	27.2	21.0	
Pretty good chance	24.8	28.6	30.1	25.2	27.2	
Very good chance	46.7	30.1	21.3	23.3	30.9	
N of Valid	673	697	615	540	2525	
N of Miss	27	26	50	28	131	

Table 47: What are the chances you would be seen as cool if you: began drinking alcoholic beverages regularly, that is, at least once or twice a month?






Response	6	8	10	12	Total	
No or very little chance	83.4	70.8	49.3	43.9	63.1	
Little chance	7.2	12.3	19.4	15.7	13.4	
Some chance	4.2	9.4	15.8	18.5	11.5	
Pretty good chance	2.9	5.4	9.9	13.3	7.5	
Very good chance	2.3	2.1	5.5	8.7	4.4	
N of Valid	663	701	614	542	2520	
N of Miss	37	22	51	26	136	

Table 48: What are the chances you would be seen as cool if you: defended someone who was being bullied?






Response	6	8	10	12	Total	
No or very little chance	9.4	13.7	11.4	13.7	12.0	
Little chance	8.7	12.6	17.5	19.9	14.3	
Some chance	14.2	23.9	31.2	28.8	24.2	
Pretty good chance	24.9	24.8	22.9	20.3	23.4	
Very good chance	42.7	24.9	17.0	17.3	26.1	
N of Valid	667	706	616	542	2531	
N of Miss	33	17	49	26	125	

Table 49: What are the chances you would be seen as cool if you: smoked marijuana?






Response	6	8	10	12	Total	
No or very little chance	86.6	71.0	49.9	43.0	63.9	
Little chance	5.3	9.7	11.2	11.7	9.3	
Some chance	3.3	7.3	13.0	16.1	9.5	
Pretty good chance	2.1	6.3	11.4	13.5	8.0	
Very good chance	2.7	5.7	14.5	15.7	9.2	
N of Valid	662	701	615	540	2518	
N of Miss	38	22	50	28	138	

Table 50: What are the chances you would be seen as cool if you: carried a handgun?






Response	6	8	10	12	Total	
No or very little chance	73.6	71.9	66.8	61.9	69.0	
Little chance	10.5	12.9	11.3	14.0	12.1	
Some chance	4.8	7.1	11.2	10.5	8.2	
Pretty good chance	3.3	4.0	5.7	5.7	4.6	
Very good chance	7.8	4.1	5.0	7.8	6.1	
N of Valid	666	700	618	541	2525	
N of Miss	34	23	47	27	131	

Table 51: What are the chances you would be seen as cool if you: used e-cigarettes, e-cigars or e-hookahs (vaping)?






Response	6	8	10	12	Total	
No or very little chance	83.6	70.1	56.9	54.1	67.0	
Little chance	6.6	11.9	15.4	12.7	11.6	
Some chance	4.1	8.8	12.2	14.9	9.7	
Pretty good chance	2.6	4.7	8.6	8.3	5.9	
Very good chance	3.2	4.4	7.0	10.0	5.9	
N of Valid	664	703	617	542	2526	
N of Miss	36	20	48	26	130	

Table 52: What are the chances you would be seen as cool if you: bullied someone or cyber bullied someone?






Response	6	8	10	12	Total	
No or very little chance	83.6	70.1	56.9	54.1	67.0	
Little chance	6.6	11.9	15.4	12.7	11.6	
Some chance	4.1	8.8	12.2	14.9	9.7	
Pretty good chance	2.6	4.7	8.6	8.3	5.9	
Very good chance	3.2	4.4	7.0	10.0	5.9	
N of Valid	664	703	617	542	2526	
N of Miss	36	20	48	26	130	

Table 53: Think of your four best friends (the friends you feel closest to). In the past year (12 months), how many of your best friends have: participated in clubs, organizations or activities at school?






Response	6	8	10	12	Total	
0	24.0	13.0	10.4	16.1	15.9	
1	17.0	10.6	13.2	12.4	13.3	
2	15.3	16.9	18.7	19.1	17.4	
3	14.2	15.5	14.0	14.3	14.5	
4	29.5	44.0	43.6	38.0	38.8	
N of Valid	654	698	614	539	2505	
N of Miss	46	25	51	29	151	

Table 54: Think of your four best friends (the friends you feel closest to). In the past year (12 months), how many of your best friends have: smoked cigarettes?






Response	6	8	10	12	Total	
0	91.4	79.7	68.7	61.8	76.2	
1	5.7	9.6	14.6	15.0	11.0	
2	1.2	5.6	9.8	10.7	6.6	
3	0.9	2.9	3.0	4.9	2.8	
4	0.8	2.2	3.9	7.7	3.4	
N of Valid	653	695	610	534	2492	
N of Miss	47	28	55	34	164	

Table 55: Think of your four best friends (the friends you feel closest to). In the past year (12 months), how many of your best friends have: tried beer, wine or hard liquor (for example, vodka, whiskey, or gin) when their parents didn't know about it?






Response	6	8	10	12	Total	
0	84.6	65.0	42.3	35.9	58.4	
1	8.6	15.4	19.2	14.7	14.4	
2	3.3	9.6	13.7	16.0	10.3	
3	1.7	4.3	7.3	9.9	5.5	
4	1.8	5.7	17.4	23.6	11.4	
N of Valid	663	697	614	538	2512	
N of Miss	37	26	51	30	144	

Table 56: Think of your four best friends (the friends you feel closest to). In the past year (12 months), how many of your best friends have: used e-cigarettes, e-cigars, or e-hookahs?






Response	6	8	10	12	Total	
0	94.1	80.7	73.8	60.3	78.2	
1	3.0	9.6	9.3	12.8	8.5	
2	1.5	4.6	8.5	9.6	5.8	
3	0.5	2.6	3.1	4.6	2.6	
4	0.9	2.4	5.2	12.6	4.9	
N of Valid	662	696	611	539	2508	
N of Miss	38	27	54	29	148	

Table 57: Think of your four best friends (the friends you feel closest to). In the past year (12 months), how many of your best friends have: used marijuana?






Response	6	8	10	12	Total	
0	93.5	80.7	59.0	46.2	71.3	
1	4.0	7.9	14.5	14.0	9.8	
2	1.1	5.2	10.2	12.1	6.8	
3	0.5	1.9	4.1	7.4	3.2	
4	1.1	4.3	12.2	20.3	8.8	
N of Valid	657	694	615	537	2503	
N of Miss	43	29	50	31	153	

Table 58: Think of your four best friends (the friends you feel closest to). In the past year (12 months), how many of your best friends have: used prescription drugs or non-prescription drugs for the purpose of getting high?






Response	6	8	10	12	Total	
0	94.8	87.9	82.3	79.2	86.5	
1	4.1	6.6	8.3	8.9	6.9	
2	0.3	2.4	3.8	5.8	2.9	
3	0.3	1.4	2.0	1.5	1.3	
4	0.5	1.6	3.6	4.6	2.4	
N of Valid	659	696	611	538	2504	
N of Miss	41	27	54	30	152	

Table 59: Think of your four best friends (the friends you feel closest to). In the past year (12 months), how many of your best friends have: used synthetic marijuana (K2, spice) or bath salts?






Response	6	8	10	12	Total	
0	97.7	93.7	93.8	91.6	94.3	
1	1.5	3.0	2.4	4.5	2.8	
2	0.5	1.4	2.3	1.9	1.5	
3	0.2	0.6	0.6	0.4	0.4	
4	0.2	1.3	0.8	1.7	1.0	
N of Valid	657	698	616	537	2508	
N of Miss	43	25	49	31	148	

Table 60: Think of your four best friends (the friends you feel closest to). In the past year (12 months), how many of your best friends have: used LSD, cocaine, amphetamines, or other illegal drugs?






Response	6	8	10	12	Total	
0	98.0	94.5	93.5	92.2	94.7	
1	1.4	2.9	2.3	4.3	2.6	
2	0.2	1.0	2.3	1.3	1.2	
3	0.3	0.6	0.7	0.9	0.6	
4	0.2	1.0	1.3	1.3	0.9	
N of Valid	657	696	614	537	2504	
N of Miss	43	27	51	31	152	

Table 61: Think of your four best friends (the friends you feel closest to). In the past year (12 months), how many of your best friends have: been bullied?






Response	6	8	10	12	Total	
0	31.5	44.3	55.7	66.5	48.5	
1	26.9	22.7	18.6	15.3	21.2	
2	15.9	15.4	13.2	8.0	13.4	
3	6.6	7.3	5.1	4.1	5.9	
4	19.1	10.3	7.4	6.0	11.0	
N of Valid	654	697	612	535	2498	
N of Miss	46	26	53	33	158	

Table 62: Think of your four best friends (the friends you feel closest to). In the past year (12 months), how many of your best friends have: been suspended from school?






Response	6	8	10	12	Total	
0	59.2	57.7	64.7	72.8	63.0	
1	20.8	17.9	14.9	14.2	17.1	
2	8.2	11.6	8.9	6.1	8.9	
3	4.1	5.6	4.5	2.6	4.3	
4	7.6	7.3	7.0	4.3	6.7	
N of Valid	655	699	617	537	2508	
N of Miss	45	24	48	31	148	

Table 63: Think of your four best friends (the friends you feel closest to). In the past year (12 months), how many of your best friends have: carried a handgun?






Response	6	8	10	12	Total	
0	89.0	89.3	88.4	85.1	88.1	
1	4.4	5.3	5.5	5.4	5.2	
2	1.8	1.9	2.4	2.6	2.2	
3	1.7	0.7	0.7	2.4	1.3	
4	3.1	2.7	2.9	4.5	3.2	
N of Valid	655	693	614	536	2498	
N of Miss	45	30	51	32	158	

Table 64: Think of your four best friends (the friends you feel closest to). In the past year (12 months), how many of your best friends have: sold illegal drugs?






Response	6	8	10	12	Total	
0	97.4	92.5	89.1	85.5	91.5	
1	1.4	3.5	5.1	7.5	4.2	
2	0.5	2.5	2.9	3.6	2.3	
3	0.2	0.7	0.5	1.3	0.6	
4	0.6	0.9	2.4	2.1	1.4	
N of Valid	656	692	613	532	2493	
N of Miss	44	31	52	36	163	

Table 65: Think of your four best friends (the friends you feel closest to). In the past year (12 months), how many of your best friends have: regularly attended religious services?






Response	6	8	10	12	Total	
0	44.9	31.3	19.9	26.9	31.0	
1	8.2	9.0	13.1	13.8	10.9	
2	6.8	12.7	22.2	20.9	15.3	
3	9.3	15.9	18.3	16.0	14.8	
4	30.9	31.0	26.5	22.4	28.0	
N of Valid	635	686	612	536	2469	
N of Miss	65	37	53	32	187	

Table 66: Think of your four best friends (the friends you feel closest to). In the past year (12 months), how many of your best friends have: stolen or tried to steal a motor vehicle such as a car or motorcycle?






Response	6	8	10	12	Total	
0	96.6	95.7	93.3	94.0	95.0	
1	2.3	3.0	3.4	4.1	3.2	
2	0.3	0.3	0.8	0.7	0.5	
3	0.6	0.4	1.0	0.2	0.6	
4	0.2	0.6	1.5	0.9	0.8	
N of Valid	652	694	613	534	2493	
N of Miss	48	29	52	34	163	

Table 67: Think of your four best friends (the friends you feel closest to). In the past year (12 months), how many of your best friends have: been arrested?






Response	6	8	10	12	Total	
0	93.0	89.5	86.5	85.8	88.9	
1	4.7	6.6	7.9	8.0	6.7	
2	1.5	1.9	2.9	3.4	2.4	
3	0.5	0.7	0.3	1.1	0.6	
4	0.3	1.3	2.3	1.7	1.4	
N of Valid	658	695	617	536	2506	
N of Miss	42	28	48	32	150	

Table 68: Think of your four best friends (the friends you feel closest to). In the past year (12 months), how many of your best friends have: dropped out of school?






Response	6	8	10	12	Total	
0	95.3	95.5	95.0	90.7	94.3	
1	3.2	3.3	2.8	6.2	3.8	
2	0.8	0.7	1.1	1.5	1.0	
3	0.2	0.1	0.0	1.1	0.3	
4	0.6	0.3	1.1	0.6	0.6	
N of Valid	656	696	615	536	2503	
N of Miss	44	27	50	32	153	

Table 69: Think of your four best friends (the friends you feel closest to). In the past year (12 months), how many of your best friends have: been members of a gang?






Response	6	8	10	12	Total	
0	86.0	84.8	85.1	86.8	85.6	
1	6.8	6.8	3.9	6.1	5.9	
2	1.4	2.9	4.7	1.9	2.7	
3	1.4	0.9	1.6	1.3	1.3	
4	4.4	4.7	4.7	3.9	4.5	
N of Valid	657	696	616	538	2507	
N of Miss	43	27	49	30	149	

Table 70: How old were you when you first: smoked marijuana?










Response	6	8	10	12	Total	
Never	97.8	90.8	75.3	61.9	82.7	
10 or younger	0.9	1.7	1.3	1.7	1.4	
11	1.2	1.7	1.6	1.3	1.5	
12	0.1	2.0	3.1	2.6	1.9	
13	0.0	3.3	4.7	3.3	2.8	
14	0.0	0.4	6.8	4.5	2.7	
15	0.0	0.0	5.4	8.2	3.1	
16	0.0	0.0	1.8	10.2	2.6	
17 or older	0.0	0.0	0.0	6.3	1.3	
N of Valid	668	699	616	538	2521	
N of Miss	32	24	49	30	135	

Table 71: How old were you when you first: smoked a cigarette, even just a puff?










Response	6	8	10	12	Total	
Never	92.1	82.1	74.6	66.7	79.6	
10 or younger	5.3	7.2	6.2	7.7	6.6	
11	2.0	3.4	2.3	3.2	2.7	
12	0.5	3.0	2.9	3.9	2.5	
13	0.2	3.6	4.2	3.4	2.8	
14	0.0	0.7	5.0	3.0	2.1	
15	0.0	0.0	4.2	4.7	2.0	
16	0.0	0.0	0.5	4.5	1.1	
17 or older	0.0	0.0	0.0	2.8	0.6	
N of Valid	657	697	615	532	2501	
N of Miss	43	26	50	36	155	

Table 72: How old were you when you first: had more than a sip or two of beer, wine or hard liquor (for example, vodka, whiskey, or gin)?










Response	6	8	10	12	Total	
Never	84.4	68.9	49.3	39.9	62.0	
10 or younger	10.1	10.6	9.4	6.4	9.3	
11	4.2	4.6	4.1	2.2	3.9	
12	1.1	5.7	3.6	4.5	3.7	
13	0.2	7.6	9.9	4.1	5.5	
14	0.0	2.4	11.7	8.1	5.3	
15	0.0	0.1	10.4	12.0	5.1	
16	0.0	0.1	1.6	15.5	3.7	
17 or older	0.0	0.0	0.0	7.3	1.6	
N of Valid	662	701	615	534	2512	
N of Miss	38	22	50	34	144	

Table 73: How old were you when you first: began drinking alcoholic beverages regularly, that is, at least once or twice a month?


Response	6	8	10	12	Total	
Never	98.3	93.9	85.7	69.7	87.9	
10 or younger	0.8	1.6	1.5	0.4	1.1	
11	0.8	1.0	0.2	0.2	0.6	
12	0.2	1.4	0.7	1.1	0.8	
13	0.0	1.4	2.8	1.7	1.4	
14	0.0	0.7	3.1	2.1	1.4	
15	0.0	0.0	5.5	5.4	2.5	
16	0.0	0.0	0.7	9.7	2.2	
17 or older	0.0	0.0	0.0	9.7	2.1	
N of Valid	663	701	615	535	2514	
N of Miss	37	22	50	33	142	

Table 74: How old were you when you first: used Pegaramide (peg, Peggy)?


Response	6	8	10	12	Total	
Never	100.0	100.0	100.0	100.0	100.0	
10 or younger	0.0	0.0	0.0	0.0	0.0	
11	0.0	0.0	0.0	0.0	0.0	
12	0.0	0.0	0.0	0.0	0.0	
13	0.0	0.0	0.0	0.0	0.0	
14	0.0	0.0	0.0	0.0	0.0	
15	0.0	0.0	0.0	0.0	0.0	
16	0.0	0.0	0.0	0.0	0.0	
17 or older	0.0	0.0	0.0	0.0	0.0	
N of Valid	656	698	611	529	2494	
N of Miss	44	25	54	39	162	

Table 75: How old were you when you first: got suspended from school?


Response	6	8	10	12	Total	
Never	80.6	73.8	72.0	71.5	74.7	
10 or younger	12.9	9.6	8.9	8.4	10.1	
11	4.8	4.7	4.7	2.2	4.2	
12	1.4	6.3	3.4	4.1	3.8	
13	0.3	4.7	4.5	3.6	3.3	
14	0.0	0.4	3.2	3.2	1.6	
15	0.0	0.3	2.6	2.2	1.2	
16	0.0	0.0	0.6	3.0	0.8	
17 or older	0.0	0.0	0.0	1.7	0.4	
N of Valid	661	695	617	534	2507	
N of Miss	39	28	48	34	149	

Table 76: How old were you when you first: got arrested?


Response	6	8	10	12	Total	
Never	98.3	95.4	92.9	93.4	95.2	
10 or younger	1.2	0.9	0.2	0.6	0.7	
11	0.2	0.6	0.5	0.4	0.4	
12	0.3	1.7	0.7	0.6	0.8	
13	0.0	0.7	1.5	1.3	0.8	
14	0.0	0.7	1.8	0.7	0.8	
15	0.0	0.0	2.3	0.9	0.8	
16	0.0	0.0	0.2	0.7	0.2	
17 or older	0.0	0.0	0.0	1.3	0.3	
N of Valid	665	698	609	534	2506	
N of Miss	35	25	56	34	150	

Table 77: How old were you when you first: carried a handgun?










Response	6	8	10	12	Total	
Never	90.8	91.8	90.7	88.6	90.6	
10 or younger	5.4	1.4	3.4	3.0	3.3	
11	2.3	1.7	1.0	0.6	1.4	
12	1.1	1.3	0.8	0.9	1.0	
13	0.2	2.7	1.1	0.4	1.2	
14	0.0	1.0	1.6	1.7	1.0	
15	0.0	0.0	1.1	0.9	0.5	
16	0.0	0.0	0.2	2.2	0.5	
17 or older	0.3	0.0	0.0	1.7	0.4	
N of Valid	662	698	616	535	2511	
N of Miss	38	25	49	33	145	

Table 78: How old were you when you first: used e-cigarettes, e-cigars, or e-hookahs (vaping)?










Response	6	8	10	12	Total	
Never	97.0	87.6	81.7	73.9	85.7	
10 or younger	1.1	1.7	1.3	0.8	1.2	
11	1.2	1.9	0.8	0.6	1.2	
12	0.8	3.9	1.5	0.9	1.8	
13	0.0	4.0	4.4	1.5	2.5	
14	0.0	0.7	5.7	4.5	2.6	
15	0.0	0.3	3.9	6.2	2.4	
16	0.0	0.0	0.7	6.6	1.6	
17 or older	0.0	0.0	0.0	5.1	1.1	
N of Valid	662	701	613	533	2509	
N of Miss	38	22	52	35	147	

Table 79: How old were you when you first: belonged to a gang?


Response	6	8	10	12	Total	
Never	92.7	93.7	94.1	95.1	93.9	
10 or younger	2.4	1.0	1.3	1.5	1.6	
11	3.3	0.7	0.5	0.4	1.3	
12	1.1	0.9	0.5	0.2	0.7	
13	0.3	2.3	0.5	0.7	1.0	
14	0.0	1.4	1.6	0.6	0.9	
15	0.0	0.0	1.0	0.4	0.3	
16	0.0	0.0	0.5	0.4	0.2	
17 or older	0.2	0.0	0.0	0.7	0.2	
N of Valid	662	701	615	536	2514	
N of Miss	38	22	50	32	142	

Table 80: How old were you when you first: used prescription drugs not prescribed to you?


Response	6	8	10	12	Total	
Never	98.2	94.3	89.4	87.7	92.7	
10 or younger	1.4	1.9	2.4	1.5	1.8	
11	0.2	0.9	0.2	0.9	0.5	
12	0.3	0.9	0.5	1.3	0.7	
13	0.0	1.6	2.3	0.7	1.2	
14	0.0	0.6	3.6	1.7	1.4	
15	0.0	0.0	1.5	2.4	0.9	
16	0.0	0.0	0.2	2.2	0.5	
17 or older	0.0	0.0	0.0	1.5	0.3	
N of Valid	665	700	616	537	2518	
N of Miss	35	23	49	31	138	

Table 81: How wrong do you think it is for someone your age to: take a handgun to school?





Response	6	8	10	12	Total	
Very wrong	92.5	86.5	87.3	84.0	87.8	
Wrong	4.9	10.2	8.2	8.8	8.0	
A little bit wrong	1.8	2.5	3.4	4.3	2.9	
Not at all wrong	0.7	0.7	1.1	3.0	1.3	
N of Valid	670	706	620	537	2533	
N of Miss	30	17	45	31	123	

Table 82: How wrong do you think it is for someone your age to: steal anything?





Response	6	8	10	12	Total	
Very wrong	73.7	65.8	61.6	70.3	67.8	
Wrong	21.4	27.4	29.7	22.9	25.4	
A little bit wrong	3.9	5.3	7.8	5.5	5.6	
Not at all wrong	1.1	1.6	1.0	1.3	1.2	
N of Valid	665	701	617	532	2515	
N of Miss	35	22	48	36	141	

Table 83: How wrong do you think it is for someone your age to: pick a fight with someone?





Response	6	8	10	12	Total	
Very wrong	59.3	48.7	50.1	55.5	53.3	
Wrong	25.5	32.5	31.9	26.7	29.3	
A little bit wrong	11.1	15.2	15.0	13.9	13.8	
Not at all wrong	4.1	3.6	3.1	3.9	3.7	
N of Valid	659	698	615	532	2504	
N of Miss	41	25	50	36	152	

Table 84: How wrong do you think it is for someone your age to: attack someone with the idea of seriously hurting them?





Response	6	8	10	12	Total	
Very wrong	85.8	79.1	71.7	72.4	77.6	
Wrong	8.7	14.8	18.0	17.3	14.5	
A little bit wrong	2.9	4.1	7.3	6.8	5.1	
Not at all wrong	2.6	2.0	3.1	3.6	2.7	
N of Valid	663	703	618	532	2516	
N of Miss	37	20	47	36	140	

Table 85: How wrong do you think it is for someone your age to: stay away from school all day when their parents think they are at school?





Response	6	8	10	12	Total	
Very wrong	79.3	70.3	59.0	56.0	66.9	
Wrong	14.5	22.3	28.4	27.7	22.9	
A little bit wrong	4.9	5.5	10.8	13.3	8.3	
Not at all wrong	1.2	1.8	1.8	3.0	1.9	
N of Valid	667	704	619	534	2524	
N of Miss	33	19	46	34	132	

Table 86: How wrong do you think it is for someone your age to: drink beer, wine or hard liquor (for example, vodka, whiskey, or gin) regularly?





Response	6	8	10	12	Total	
Very wrong	88.6	72.2	53.5	44.2	66.0	
Wrong	7.5	16.6	19.4	21.3	15.9	
A little bit wrong	2.4	8.5	21.1	22.2	12.9	
Not at all wrong	1.5	2.7	6.0	12.3	5.2	
N of Valid	667	706	617	536	2526	
N of Miss	33	17	48	32	130	

Table 87: How wrong do you think it is for someone your age to: smoke cigarettes?





Response	6	8	10	12	Total	
Very wrong	92.1	78.5	67.6	60.3	75.5	
Wrong	5.7	14.3	19.3	16.4	13.7	
A little bit wrong	1.0	5.1	9.9	13.4	7.0	
Not at all wrong	1.2	2.1	3.2	9.9	3.8	
N of Valid	667	707	617	536	2527	
N of Miss	33	16	48	32	129	

Table 88: How wrong do you think it is for someone your age to: smoke marijuana?





Response	6	8	10	12	Total	
Very wrong	92.8	79.2	56.7	47.0	70.5	
Wrong	4.2	10.8	14.6	15.0	10.9	
A little bit wrong	1.7	5.2	15.7	18.6	9.7	
Not at all wrong	1.4	4.8	13.0	19.4	9.0	
N of Valid	665	706	616	532	2519	
N of Miss	35	17	49	36	137	

Table 89: How wrong do you think it is for someone your age to: use prescription drugs or non-prescription drugs for the purpose of getting high?





Response	6	8	10	12	Total	
Very wrong	93.7	86.8	79.0	75.0	84.2	
Wrong	4.5	9.6	15.5	15.2	10.9	
A little bit wrong	0.9	2.1	3.1	7.1	3.1	
Not at all wrong	0.9	1.4	2.4	2.6	1.8	
N of Valid	667	706	619	533	2525	
N of Miss	33	17	46	35	131	

Table 90: How wrong do you think it is for someone your age to: use synthetic marijuana (K2, spice) or bath salts?

Response	6	8	10	12	Total	
Very wrong	95.2	90.8	87.9	86.5	90.3	
Wrong	3.5	7.0	8.4	9.6	6.9	
A little bit wrong	0.6	1.4	1.9	2.2	1.5	
Not at all wrong	0.8	0.9	1.8	1.7	1.2	
N of Valid	662	704	619	534	2519	
N of Miss	38	19	46	34	137	

Table 91: How wrong do you think it is for someone your age to: use LSD, cocaine, amphetamines or another illegal drug?

Response	6	8	10	12	Total	
Very wrong	95.9	91.8	89.0	86.3	91.0	
Wrong	3.0	6.7	7.5	8.4	6.3	
A little bit wrong	0.3	0.9	1.6	2.8	1.3	
Not at all wrong	0.8	0.7	1.9	2.4	1.4	
N of Valid	666	705	617	533	2521	
N of Miss	34	18	48	35	135	

Table 92: How wrong do you think it is for someone your age to: use e-cigarettes, e-cigars or e-hookahs (vaping)?

Response	6	8	10	12	Total	
Very wrong	90.8	74.9	61.8	54.4	71.6	
Wrong	5.9	13.0	14.9	11.1	11.2	
A little bit wrong	1.8	6.9	14.1	15.6	9.2	
Not at all wrong	1.5	5.1	9.2	18.9	8.1	
N of Valid	666	706	618	533	2523	
N of Miss	34	17	47	35	133	

Table 93: At school during the past 12 months, did you receive help from the resource teacher, speech therapist or other special education teacher?

Response	6	8	10	12	Total
No	0.0	0.0	0.0	0.0	0.0
Yes	0.0	0.0	0.0	0.0	0.0
N of Valid	0	0	0	0	0
N of Miss	0	0	0	0	0

Table 94: How many times in the past year (12 months) have you: been suspended from school?

Response	6	8	10	12	Total
Never	87.5	81.6	87.2	89.6	86.2
1 to 2 times	9.5	15.0	9.7	8.0	10.8
3 to 5 times	2.1	2.3	2.1	1.9	2.1
6 to 9 times	0.3	0.7	0.3	0.0	0.4
10+ times	0.6	0.4	0.6	0.6	0.6
N of Valid	664	706	626	540	2536
N of Miss	36	17	39	28	120

Table 95: How many times in the past year (12 months) have you: carried a handgun?

Response	6	8	10	12	Total
Never	92.9	93.5	91.5	90.3	92.2
1 to 2 times	2.9	2.8	2.9	3.0	2.9
3 to 5 times	1.1	1.8	1.6	2.2	1.7
6 to 9 times	0.8	0.1	0.6	0.7	0.6
10+ times	2.4	1.7	3.4	3.7	2.7
N of Valid	663	705	626	536	2530
N of Miss	37	18	39	32	126

Table 96: How many times in the past year (12 months) have you: sold illegal drugs?






Response	6	8	10	12	Total	
Never	99.7	98.3	95.3	94.6	97.1	
1 to 2 times	0.2	1.3	1.8	2.0	1.3	
3 to 5 times	0.2	0.3	1.0	1.9	0.8	
6 to 9 times	0.0	0.1	0.3	0.6	0.2	
10+ times	0.0	0.0	1.6	0.9	0.6	
N of Valid	663	700	621	537	2521	
N of Miss	37	23	44	31	135	

Table 97: How many times in the past year (12 months) have you: stolen or tried to steal a motor vehicle such as a car or motorcycle?






Response	6	8	10	12	Total	
Never	98.5	99.0	98.1	98.7	98.6	
1 to 2 times	1.1	0.9	1.1	0.6	0.9	
3 to 5 times	0.3	0.0	0.6	0.2	0.3	
6 to 9 times	0.2	0.0	0.0	0.0	0.0	
10+ times	0.0	0.1	0.2	0.6	0.2	
N of Valid	660	703	626	538	2527	
N of Miss	40	20	39	30	129	

Table 98: How many times in the past year (12 months) have you: participated in clubs, organizations or activities at school?






Response	6	8	10	12	Total	
Never	44.8	36.2	28.0	40.3	37.3	
1 to 2 times	25.6	20.1	21.5	12.2	20.2	
3 to 5 times	13.4	16.4	17.8	12.6	15.2	
6 to 9 times	3.5	6.8	6.2	7.4	5.9	
10+ times	12.7	20.4	26.4	27.5	21.4	
N of Valid	663	701	624	539	2527	
N of Miss	37	22	41	29	129	

Table 99: How many times in the past year (12 months) have you: been arrested?






Response	6	8	10	12	Total	
Never	98.0	97.7	95.2	95.7	96.7	
1 to 2 times	1.4	1.9	4.5	3.0	2.6	
3 to 5 times	0.3	0.3	0.0	0.4	0.2	
6 to 9 times	0.0	0.1	0.3	0.6	0.2	
10+ times	0.3	0.0	0.0	0.4	0.2	
N of Valid	658	700	627	536	2521	
N of Miss	42	23	38	32	135	

Table 100: How many times in the past year (12 months) have you: attacked someone with the idea of seriously hurting them?






Response	6	8	10	12	Total	
Never	91.1	92.9	89.6	92.4	91.5	
1 to 2 times	6.6	5.7	6.9	5.2	6.1	
3 to 5 times	1.1	1.0	2.2	0.9	1.3	
6 to 9 times	0.0	0.1	0.6	0.4	0.3	
10+ times	1.2	0.3	0.6	1.1	0.8	
N of Valid	663	706	625	537	2531	
N of Miss	37	17	40	31	125	

Table 101: How many times in the past year (12 months) have you: been drunk or high at school?






Response	6	8	10	12	Total	
Never	98.2	94.6	89.8	87.8	92.9	
1 to 2 times	1.4	4.0	5.0	7.2	4.2	
3 to 5 times	0.0	0.6	1.8	2.4	1.1	
6 to 9 times	0.2	0.3	0.2	0.4	0.2	
10+ times	0.3	0.6	3.4	2.2	1.5	
N of Valid	665	701	626	539	2531	
N of Miss	35	22	39	29	125	

Table 102: How many times in the past year (12 months) have you: taken a handgun to school?

Response	6	8	10	12	Total	
Never	99.7	99.3	99.5	97.6	99.1	
1 to 2 times	0.2	0.6	0.3	1.1	0.5	
3 to 5 times	0.0	0.1	0.0	0.2	0.1	
6 to 9 times	0.0	0.0	0.2	0.0	0.0	
10+ times	0.2	0.0	0.0	1.1	0.3	
N of Valid	664	703	627	538	2532	
N of Miss	36	20	38	30	124	

Table 103: How many times in the past year (12 months) have you: used e-cigarettes, e-cigars, or e-hookahs (vaping)?

Response	6	8	10	12	Total	
Never	99.7	99.3	99.5	97.6	99.1	
1 to 2 times	0.2	0.6	0.3	1.1	0.5	
3 to 5 times	0.0	0.1	0.0	0.2	0.1	
6 to 9 times	0.0	0.0	0.2	0.0	0.0	
10+ times	0.2	0.0	0.0	1.1	0.3	
N of Valid	664	703	627	538	2532	
N of Miss	36	20	38	30	124	

Table 104: Are you currently on probation, or assigned a probation officer with Juvenile Court?

Response	6	8	10	12	Total	
No	97.8	96.7	95.1	97.4	96.7	
Yes	2.2	3.3	4.9	2.6	3.3	
N of Valid	580	640	571	493	2284	
N of Miss	120	83	94	75	372	

Table 105: Have you ever belonged to a gang?






Response	6	8	10	12	Total	
No	88.7	90.4	91.4	91.7	90.5	
No, but would like to	2.0	2.4	1.6	1.9	2.0	
Yes, in the past	4.4	2.7	2.7	1.3	2.9	
Yes, belong now	4.2	4.4	4.0	4.7	4.3	
Yes, but would like to get out	0.8	0.0	0.2	0.4	0.3	
N of Valid	664	697	619	533	2513	
N of Miss	36	26	46	35	143	

Table 106: If you have ever belonged to a gang, did that gang have a name?




Response	6	8	10	12	Total	
No	12.8	11.8	12.0	23.5	14.6	
Yes	8.4	7.0	7.9	7.0	7.6	
I have never belonged to a gang	78.7	81.2	80.1	69.5	77.8	
N of Valid	663	704	624	528	2519	
N of Miss	37	19	41	40	137	

Table 107: You are at a party at someone's house, and one of your friends offers you a drink containing alcohol. What would you say or do?





Response	6	8	10	12	Total	
Drink it	7.4	16.3	31.8	40.3	22.8	
Tell your friend, 'No thanks, I don't drink' and suggest that you and your friend go and do something else	45.6	40.5	30.5	24.7	36.0	
Just say, 'No thanks' and walk away	31.5	30.8	31.8	28.7	30.8	
Make up a good excuse, tell your friend you had something else to do, and leave	15.5	12.4	6.0	6.4	10.4	
N of Valid	663	701	620	534	2518	
N of Miss	37	22	45	34	138	

Table 108: How often do you attend religious services or activities?





Response	6	8	10	12	Total	
Never	19.8	11.8	10.7	9.8	13.1	
Rarely	20.2	17.9	19.3	25.1	20.4	
1-2 Times a Month	9.9	12.5	14.5	15.6	13.0	
About Once a Week or More	50.2	57.8	55.4	49.5	53.5	
N of Valid	648	703	626	533	2510	
N of Miss	52	20	39	35	146	

Table 109: I think sometimes it's okay to cheat at school.





Response	6	8	10	12	Total	
NO!	67.0	40.6	22.5	22.0	39.1	
no	25.1	38.9	34.8	32.5	32.9	
yes	7.2	17.7	34.0	33.0	22.2	
YES!	0.8	2.8	8.6	12.6	5.8	
N of Valid	657	702	617	533	2509	
N of Miss	43	21	48	35	147	

Table 110: It is important to think before you act.





Response	6	8	10	12	Total	
NO!	5.8	3.4	2.9	3.8	4.0	
no	2.0	3.0	3.6	2.1	2.7	
yes	23.4	33.0	36.0	33.8	31.4	
YES!	68.8	60.5	57.5	60.4	61.9	
N of Valid	653	699	617	533	2502	
N of Miss	47	24	48	35	154	

Table 111: Sometimes I think that life is not worth it.





Response	6	8	10	12	Total	
NO!	53.2	45.0	41.9	45.4	46.5	
no	20.5	21.2	21.3	22.3	21.3	
yes	18.4	23.4	24.7	22.0	22.1	
YES!	7.9	10.4	12.1	10.3	10.2	
N of Valid	643	693	611	533	2480	
N of Miss	57	30	54	35	176	

Table 112: At times I think I am no good at all.





Response	6	8	10	12	Total	
NO!	37.0	32.5	28.8	32.1	32.7	
no	18.8	23.5	24.5	25.3	22.9	
yes	30.8	30.5	31.3	29.7	30.6	
YES!	13.4	13.5	15.4	12.9	13.8	
N of Valid	643	698	617	529	2487	
N of Miss	57	25	48	39	169	

Table 113: All in all, I am inclined to think that I am a failure.





Response	6	8	10	12	Total	
NO!	55.0	48.8	40.7	45.0	47.6	
no	22.4	26.6	30.8	31.3	27.6	
yes	16.0	15.7	18.3	15.3	16.3	
YES!	6.5	8.9	10.1	8.5	8.5	
N of Valid	642	695	616	531	2484	
N of Miss	58	28	49	37	172	

Table 114: In the past year, have you felt depressed or sad MOST days, even if you felt okay sometimes?





Response	6	8	10	12	Total	
NO!	34.8	32.7	29.0	31.0	32.0	
no	18.9	20.0	18.2	20.9	19.5	
yes	26.5	27.8	31.0	27.3	28.1	
YES!	19.8	19.5	21.9	20.9	20.5	
N of Valid	650	694	617	532	2493	
N of Miss	50	29	48	36	163	

Table 115: It is all right to beat up people if they start the fight.





Response	6	8	10	12	Total	
NO!	48.0	31.7	22.8	27.0	32.8	
no	16.7	17.5	19.4	16.4	17.5	
yes	16.7	26.4	24.6	24.2	23.0	
YES!	18.6	24.4	33.1	32.3	26.7	
N of Valid	652	697	613	529	2491	
N of Miss	48	26	52	39	165	

Table 116: I think it is okay to take something without asking if you can get away with it.





Response	6	8	10	12	Total	
NO!	80.7	67.6	61.4	62.0	68.3	
no	16.8	28.8	32.1	30.7	26.9	
yes	1.7	2.3	5.3	5.1	3.5	
YES!	0.8	1.3	1.1	2.3	1.3	
N of Valid	653	694	617	531	2495	
N of Miss	47	29	48	37	161	

Table 117: Where do you get the most information about living a drug and alcohol free life? Parents/guardians





Response	6	8	10	12	Total	
All the time	63.1	58.5	50.7	44.5	54.8	
Most	14.0	19.9	22.6	23.9	19.9	
Some	8.4	12.0	15.9	15.3	12.8	
Very little	14.5	9.6	10.7	16.3	12.6	
N of Valid	634	685	615	528	2462	
N of Miss	66	38	50	40	194	

Table 118: Where do you get the most information about living a drug and alcohol free life? Friends





Response	6	8	10	12	Total	
All the time	27.6	18.0	11.4	14.8	18.0	
Most	18.8	20.9	15.2	13.3	17.3	
Some	18.4	27.1	31.6	29.3	26.6	
Very little	35.2	34.0	41.8	42.6	38.1	
N of Valid	602	671	607	519	2399	
N of Miss	98	52	58	49	257	

Table 119: Where do you get the most information about living a drug and alcohol free life? Family members





Response	6	8	10	12	Total	
All the time	57.3	49.3	36.2	35.2	45.0	
Most	15.6	24.1	24.4	21.6	21.5	
Some	12.2	14.1	20.8	21.0	16.8	
Very little	14.8	12.4	18.6	22.2	16.7	
N of Valid	614	675	607	523	2419	
N of Miss	86	48	58	45	237	

Table 120: Where do you get the most information about living a drug and alcohol free life? School





Response	6	8	10	12	Total	
All the time	60.7	58.8	51.5	46.8	54.9	
Most	15.4	19.6	22.9	25.4	20.6	
Some	10.0	13.7	16.3	15.7	13.8	
Very little	13.9	7.9	9.3	12.0	10.7	
N of Valid	618	673	612	523	2426	
N of Miss	82	50	53	45	230	

Table 121: Where do you get the most information about living a drug and alcohol free life? Internet





Response	6	8	10	12	Total	
All the time	25.5	25.2	15.2	18.8	21.4	
Most	15.9	17.7	14.8	14.5	15.8	
Some	20.0	22.5	31.0	30.6	25.8	
Very little	38.6	34.6	39.0	36.2	37.1	
N of Valid	599	662	610	517	2388	
N of Miss	101	61	55	51	268	

Table 122: Where do you get the most information about living a drug and alcohol free life? TV





Response	6	8	10	12	Total	
All the time	32.5	30.9	19.1	22.0	26.4	
Most	17.0	16.8	17.8	15.8	16.9	
Some	22.1	25.5	33.7	30.5	27.8	
Very little	28.4	26.8	29.4	31.7	28.9	
N of Valid	610	667	612	518	2407	
N of Miss	90	56	53	50	249	

Table 123: Where do you get the most information about living a drug and alcohol free life? Social media





Response	6	8	10	12	Total	
All the time	22.7	21.9	14.5	18.8	19.5	
Most	10.4	13.4	14.1	11.3	12.4	
Some	16.8	23.7	30.4	28.4	24.7	
Very little	50.2	40.9	41.0	41.5	43.4	
N of Valid	596	662	612	521	2391	
N of Miss	104	61	53	47	265	

Table 124: How much do you think people risk harming themselves (physically or in other ways) if they: smoked one or more packs of cigarettes per day?





Response	6	8	10	12	Total	
No risk	20.8	12.1	7.3	10.5	12.8	
Slight risk	7.3	8.2	7.0	9.8	8.0	
Moderate risk	14.5	22.1	19.3	18.2	18.6	
Great risk	57.4	57.6	66.5	61.6	60.6	
N of Valid	643	693	618	523	2477	
N of Miss	57	30	47	45	179	

Table 125: How much do you think people risk harming themselves (physically or in other ways) if they: try marijuana once or twice?





Response	6	8	10	12	Total	
No risk	23.9	23.8	35.2	44.4	31.0	
Slight risk	17.2	26.1	31.4	28.7	25.7	
Moderate risk	23.3	21.2	16.9	11.5	18.6	
Great risk	35.6	28.9	16.5	15.3	24.7	
N of Valid	640	689	611	522	2462	
N of Miss	60	34	54	46	194	

Table 126: How much do you think people risk harming themselves (physically or in other ways) if they: smoke marijuana once or twice a week?


Response	6	8	10	12	Total	
No risk	21.5	19.5	26.8	33.9	24.9	
Slight risk	9.7	15.4	23.2	25.3	17.9	
Moderate risk	19.6	23.1	22.8	19.7	21.4	
Great risk	49.2	42.0	27.2	21.1	35.8	
N of Valid	642	693	613	522	2470	
N of Miss	58	30	52	46	186	

Table 127: How much do you think people risk harming themselves (physically or in other ways) if they: take one or two drinks of an alcoholic beverage (beer, wine, liquor) nearly every day?

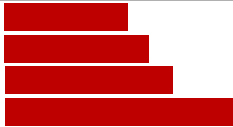
Response	6	8	10	12	Total	
No risk	22.9	16.7	14.6	16.5	17.8	
Slight risk	16.9	17.1	24.0	28.7	21.2	
Moderate risk	20.3	27.2	28.6	23.9	25.1	
Great risk	39.8	38.9	32.8	30.8	35.9	
N of Valid	645	694	616	522	2477	
N of Miss	55	29	49	46	179	

Table 128: How much do you think people risk harming themselves (physically or in other ways) if they: have five or more drinks of an alcoholic beverage once or twice a weekend?


Response	6	8	10	12	Total	
No risk	21.7	14.0	10.1	13.8	15.0	
Slight risk	8.2	11.7	17.9	20.1	14.1	
Moderate risk	18.5	22.4	25.2	26.6	22.9	
Great risk	51.6	51.9	46.8	39.6	48.0	
N of Valid	644	693	615	523	2475	
N of Miss	56	30	50	45	181	

Table 129: How much do you think people risk harming themselves (physically or in other ways) if they: use prescription drugs that are not prescribed to them?


Response	6	8	10	12	Total	
No risk	21.6	13.2	8.5	9.8	13.5	
Slight risk	5.7	8.4	8.5	10.9	8.2	
Moderate risk	13.6	17.1	20.3	22.6	18.1	
Great risk	59.1	61.4	62.8	56.8	60.1	
N of Valid	645	691	615	523	2474	
N of Miss	55	32	50	45	182	

Table 130: How much do you think people risk harming themselves (physically or in other ways) if they: use non-prescription drugs to get high?


Response	6	8	10	12	Total	
No risk	21.1	12.3	7.3	10.1	12.9	
Slight risk	6.1	6.9	5.7	8.8	6.8	
Moderate risk	10.6	15.9	19.7	20.0	16.3	
Great risk	62.2	64.9	67.3	61.1	64.0	
N of Valid	641	692	614	524	2471	
N of Miss	59	31	51	44	185	

Table 131: How much do you think people risk harming themselves (physically or in other ways) if they: use e-cigarettes, e-cigars, or e-hookahs?


Response	6	8	10	12	Total	
No risk	24.8	21.1	23.9	30.5	24.7	
Slight risk	12.5	22.5	30.9	30.3	23.6	
Moderate risk	15.4	21.2	18.4	14.9	17.7	
Great risk	47.3	35.2	26.7	24.3	33.9	
N of Valid	641	693	614	522	2470	
N of Miss	59	30	51	46	186	

Table 132: Have you ever used smokeless tobacco (chew, snuff, plug, dipping tobacco, or chewing tobacco)?






Response	6	8	10	12	Total	
Never	95.6	89.0	84.6	82.7	88.3	
Once or Twice	3.3	6.1	7.5	6.5	5.8	
Once in a while but not regularly	0.8	2.3	3.7	4.4	2.7	
Regularly in the past	0.3	0.7	2.3	2.7	1.4	
Regularly now	0.0	1.9	2.0	3.7	1.8	
N of Valid	643	694	602	520	2459	
N of Miss	57	29	63	48	197	

Table 133: How often have you used smokeless tobacco during the past 30 days?







Response	6	8	10	12	Total	
Not at all	98.9	94.7	92.4	92.1	94.7	
Once or twice	0.9	2.2	4.0	2.5	2.4	
Once or twice per week	0.2	0.9	1.0	1.5	0.9	
Three to five times per week	0.0	0.4	0.8	0.4	0.4	
About once a day	0.0	0.4	0.5	0.0	0.2	
More than once a day	0.0	1.4	1.3	3.5	1.5	
N of Valid	643	695	604	517	2459	
N of Miss	57	28	61	51	197	

Table 134: Have you ever smoked cigarettes?






Response	6	8	10	12	Total	
Never	91.9	82.3	75.3	68.2	80.1	
Once or Twice	6.4	12.6	15.3	13.8	11.9	
Once in a while but not regularly	0.8	2.7	5.3	8.1	4.0	
Regularly in the past	0.8	1.1	2.1	4.7	2.0	
Regularly now	0.2	1.1	2.0	5.2	1.9	
N of Valid	643	696	607	516	2462	
N of Miss	57	27	58	52	194	

Table 135: How frequently have you smoked cigarettes during the past 30 days?


Response	6	8	10	12	Total	
Not at all	98.6	95.4	92.9	85.2	93.5	
Less than one cigarette per day	1.2	3.0	4.5	7.7	3.9	
One to five cigarettes per day	0.2	1.2	1.2	4.4	1.6	
About one-half pack per day	0.0	0.3	0.7	1.2	0.5	
About one pack per day	0.0	0.0	0.3	0.8	0.2	
About one and one-half packs per day	0.0	0.0	0.3	0.2	0.1	
Two packs or more per day	0.0	0.1	0.0	0.6	0.2	
N of Valid	647	692	594	519	2452	
N of Miss	53	31	71	49	204	

Table 136: Which statement best describes rules about smoking inside your home or your family cars?


Response	6	8	10	12	Total	
Smoking is not allowed anywhere inside your home or cars	64.5	62.4	60.0	67.8	63.5	
Smoking is allowed in some places and at some times or in some cars	9.6	12.4	12.0	9.4	11.0	
Smoking is allowed anywhere inside the home or cars	2.8	3.3	5.1	6.3	4.3	
There are no rules about smoking inside the home or cars	1.7	3.8	5.3	4.3	3.7	
I don't know	21.3	18.0	17.6	12.2	17.6	
N of Valid	643	687	607	510	2447	
N of Miss	57	36	58	58	209	

Table 137: Have you ever used e-cigarettes, e-cigars, or e-hookahs (vaping)?


Response	6	8	10	12	Total	
Never	94.7	83.5	72.9	63.7	79.6	
Once or Twice	3.9	9.6	15.5	14.2	10.5	
Once in a while but not regularly	0.5	3.8	5.7	11.1	4.9	
Regularly in the past	0.5	2.4	3.7	4.1	2.5	
Regularly now	0.5	0.7	2.3	7.0	2.4	
N of Valid	642	678	601	515	2436	
N of Miss	58	45	64	53	220	

Table 138: How frequently have you used e-cigarettes, e-cigars, or e-hookahs (vaping)?


Response	6	8	10	12	Total	
Not at all	97.7	93.5	88.0	80.0	90.4	
Less than 10 puffs per day	1.3	4.5	7.5	10.6	5.7	
10 to 50 puffs per day	0.3	0.9	1.7	4.8	1.8	
About one-half cartomiser per day	0.5	0.1	1.0	0.8	0.6	
About one cartomiser per day	0.0	0.1	0.8	1.5	0.6	
About one and one-half cartomisers per day	0.2	0.3	0.3	1.5	0.5	
Two cartomisers or more per day	0.2	0.6	0.7	0.8	0.5	
N of Valid	639	690	600	519	2448	
N of Miss	61	33	65	49	208	

Table 139: During this school year, were you taught in any of your classes about the dangers of tobacco use?

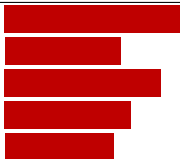
Response	6	8	10	12	Total	
Never	24.3	21.9	25.9	36.3	26.6	
Rarely	12.5	16.1	19.5	18.7	16.5	
Sometimes	19.4	23.6	26.6	23.7	23.3	
Often	21.0	21.9	16.3	12.3	18.2	
Almost always	22.7	16.6	11.7	9.0	15.4	
N of Valid	638	691	606	520	2455	
N of Miss	62	32	59	48	201	

Table 140: During the past 12 months, have you participated in any community activities to discourage people your age from using cigarettes, chewing tobacco, snuff, dip or cigars, e-cigarettes, e-cigars, or e-hookahs?


Response	6	8	10	12	Total	
Never	59.3	58.5	66.6	70.6	63.3	
Rarely	13.9	14.6	15.9	13.2	14.4	
Sometimes	13.4	12.1	8.4	8.1	10.7	
Often	5.9	9.9	4.5	4.6	6.4	
Almost always	7.5	5.0	4.6	3.5	5.2	
N of Valid	626	686	604	517	2433	
N of Miss	74	37	61	51	223	

Table 141: Think back over the last two weeks. How many times have you had five or more alcoholic drinks in a row?







Response	6	8	10	12	Total	
None	97.1	93.9	85.3	79.3	89.5	
Once	1.8	4.2	6.2	7.6	4.8	
Twice	0.0	0.9	3.2	5.3	2.1	
3-5 times	0.6	0.9	3.4	5.1	2.3	
6-9 times	0.0	0.0	1.0	1.2	0.5	
10 or more times	0.5	0.1	1.0	1.6	0.7	
N of Valid	626	689	597	511	2423	
N of Miss	74	34	68	57	233	

Table 142: During the past 30 days, how many times did you ride in a car or other vehicle driven by someone who had been drinking alcohol or using drugs to get high?






Response	6	8	10	12	Total	
0 times	87.3	85.4	80.4	80.7	83.7	
1 time	5.2	7.8	7.8	7.4	7.1	
2 or 3 times	3.2	3.8	6.5	5.5	4.6	
4 or 5 times	1.3	1.4	2.5	2.5	1.9	
6 or more times	3.0	1.6	2.8	3.9	2.8	
N of Valid	630	692	601	512	2435	
N of Miss	70	31	64	56	221	

Table 143: During the past 30 days, how many times did you drive a car or other vehicle when you had been drinking alcohol or using drugs to get high?







Response	6	8	10	12	Total	
I did not drive a car in the past 30 days	49.6	49.9	41.2	25.3	42.4	
0 times	48.1	47.2	55.5	61.1	52.5	
1 time	0.6	1.3	0.8	6.0	2.0	
2 or 3 times	0.8	0.9	1.0	3.9	1.5	
4 or 5 times	0.3	0.1	0.3	0.8	0.4	
6 or more times	0.5	0.6	1.2	2.9	1.2	
N of Valid	617	682	595	514	2408	
N of Miss	83	41	70	54	248	

Table 144: If you drank alcohol (not just a sip or taste) in the past year, where did you usually drink it?

Response	6	8	10	12	Total	
I did not drink alcohol in the past year	93.1	85.4	62.0	49.8	74.0	
At my home	2.9	6.5	13.5	15.5	9.2	
At someone else's home	2.0	5.3	18.7	23.7	11.7	
At an open area like a park, beach, field, back road, woods, or a street corner	1.0	1.5	2.2	4.5	2.2	
At a sporting event or concert	0.0	0.1	1.0	1.0	0.5	
At a restaurant, bar, or a nightclub	0.2	0.3	0.7	0.8	0.5	
At an empty building or a construction site	0.0	0.0	0.2	0.6	0.2	
At a hotel/motel	0.0	0.4	0.3	2.5	0.8	
An a car	0.5	0.3	1.4	1.2	0.8	
At school	0.3	0.1	0.0	0.4	0.2	
N of Valid	612	676	584	510	2382	
N of Miss	88	47	81	58	274	

Table 145: How do you feel about someone your age having one or two drinks of an alcoholic beverage nearly every day?

Response	6	8	10	12	Total	
Neither approve nor disapprove	22.5	26.9	29.7	38.4	28.9	
Somewhat disapprove	7.3	11.6	19.0	17.2	13.5	
Strongly disapprove	50.7	46.4	37.0	31.1	41.9	
Don't know or can't say	19.5	15.1	14.3	13.3	15.7	
N of Valid	619	688	600	518	2425	
N of Miss	81	35	65	50	231	

Table 146: On how many occasions have you had alcoholic beverages (beer, wine or hard liquor) to drink in your lifetime - more than just a few sips?

Response	6	8	10	12	Total	
0	89.5	77.5	58.1	45.5	69.0	
1-2	7.8	11.3	13.9	13.3	11.5	
3-5	1.0	6.1	12.6	10.4	7.3	
6-9	1.4	2.2	4.0	7.0	3.5	
10+	0.3	2.9	11.4	23.8	8.8	
N of Valid	626	690	604	512	2432	
N of Miss	74	33	61	56	224	

Table 147: On how many occasions have you drunk one of more drinks of an alcoholic beverage during the past 30 days?


Response	6	8	10	12	Total	
0	97.3	94.8	80.2	69.5	86.5	
1-2	1.9	3.9	13.3	19.5	9.0	
3-5	0.5	0.7	3.8	6.2	2.6	
6-9	0.2	0.0	1.3	1.2	0.6	
10+	0.2	0.6	1.3	3.5	1.3	
N of Valid	626	688	602	512	2428	
N of Miss	74	35	63	56	228	

Table 148: On how many occasions have you used marijuana (grass, pot) or hashish (hash, hash oil) in your lifetime?


Response	6	8	10	12	Total	
0	97.8	91.3	78.3	67.5	84.7	
1-2	1.3	3.3	6.8	8.6	4.8	
3-5	0.2	1.9	2.5	5.3	2.3	
6-9	0.3	0.3	1.8	2.0	1.0	
10+	0.5	3.2	10.5	16.7	7.1	
N of Valid	623	689	600	510	2422	
N of Miss	77	34	65	58	234	

Table 149: On how many occasions have you used marijuana (grass, pot) or hashish (hash, hash oil) during the past 30 days?


Response	6	8	10	12	Total	
0	98.7	96.2	87.7	82.2	91.8	
1-2	1.0	1.6	4.7	7.6	3.5	
3-5	0.2	0.4	2.3	2.7	1.3	
6-9	0.0	0.3	1.2	1.6	0.7	
10+	0.2	1.5	4.2	5.9	2.7	
N of Valid	621	687	601	511	2420	
N of Miss	79	36	64	57	236	

Table 150: On how many occasions have you used LSD or other psychedelics in your lifetime?

Response	6	8	10	12	Total	
0	99.0	99.7	98.7	99.2	99.2	
1-2	0.8	0.3	0.7	0.2	0.5	
3-5	0.0	0.0	0.7	0.6	0.3	
6-9	0.0	0.0	0.0	0.0	0.0	
10+	0.2	0.0	0.0	0.0	0.0	
N of Valid	618	689	599	510	2416	
N of Miss	82	34	66	58	240	

Table 151: On how many occasions have you used LSD or other psychedelics during the past 30 days?

Response	6	8	10	12	Total	
0	99.5	99.9	99.5	100.0	99.7	
1-2	0.3	0.1	0.3	0.0	0.2	
3-5	0.2	0.0	0.2	0.0	0.1	
6-9	0.0	0.0	0.0	0.0	0.0	
10+	0.0	0.0	0.0	0.0	0.0	
N of Valid	612	688	599	507	2406	
N of Miss	88	35	66	61	250	

Table 152: On how many occasions have you used cocaine or crack in your lifetime?

Response	6	8	10	12	Total	
0	99.2	99.3	98.5	98.8	99.0	
1-2	0.6	0.6	1.0	0.4	0.7	
3-5	0.0	0.1	0.5	0.0	0.2	
6-9	0.0	0.0	0.0	0.6	0.1	
10+	0.2	0.0	0.0	0.2	0.1	
N of Valid	621	691	601	509	2422	
N of Miss	79	32	64	59	234	

Table 153: On how many occasions have you used cocaine or crack during the past 30 days?






Response	6	8	10	12	Total	
0	99.4	99.9	99.5	99.8	99.6	
1-2	0.5	0.0	0.5	0.0	0.2	
3-5	0.0	0.1	0.0	0.0	0.0	
6-9	0.2	0.0	0.0	0.0	0.0	
10+	0.0	0.0	0.0	0.2	0.0	
N of Valid	619	686	597	509	2411	
N of Miss	81	37	68	59	245	

Table 154: On how many occasions have you sniffed glue, breathed the contents of an aerosol spray can, or inhaled other gases or sprays, in order to get high in your lifetime?






Response	6	8	10	12	Total	
0	95.3	92.9	94.8	96.6	94.8	
1-2	3.7	4.6	2.8	1.8	3.4	
3-5	0.3	1.2	0.5	1.2	0.8	
6-9	0.2	0.4	0.8	0.2	0.4	
10+	0.5	0.9	1.0	0.2	0.7	
N of Valid	620	691	599	506	2416	
N of Miss	80	32	66	62	240	

Table 155: On how many occasions have you sniffed glue, breathed the contents of an aerosol spray can, or inhaled other gases or sprays, in order to get high during the past 30 days?






Response	6	8	10	12	Total	
0	97.9	98.0	98.7	99.2	98.4	
1-2	1.8	1.0	1.2	0.4	1.1	
3-5	0.2	0.4	0.0	0.2	0.2	
6-9	0.2	0.3	0.0	0.2	0.2	
10+	0.0	0.3	0.2	0.0	0.1	
N of Valid	616	691	600	507	2414	
N of Miss	84	32	65	61	242	

Table 156: On how many occasions have you used Pegaramide (peg, Peggy, etc.) in your lifetime?


Response	6	8	10	12	Total	
0	100.0	100.0	100.0	100.0	100.0	
1-2	0.0	0.0	0.0	0.0	0.0	
3-5	0.0	0.0	0.0	0.0	0.0	
6-9	0.0	0.0	0.0	0.0	0.0	
10+	0.0	0.0	0.0	0.0	0.0	
N of Valid	614	685	599	509	2407	
N of Miss	86	38	66	59	249	

Table 157: On how many occasions have you used Pegaramide (peg, Peggy, etc.) during the past 30 days?


Response	6	8	10	12	Total	
0	100.0	100.0	100.0	100.0	100.0	
1-2	0.0	0.0	0.0	0.0	0.0	
3-5	0.0	0.0	0.0	0.0	0.0	
6-9	0.0	0.0	0.0	0.0	0.0	
10+	0.0	0.0	0.0	0.0	0.0	
N of Valid	613	689	599	509	2410	
N of Miss	87	34	66	59	246	

Table 158: On how many occasions have you used synthetic marijuana (K2, spice) in your lifetime?






Response	6	8	10	12	Total	
0	99.7	98.5	98.3	97.5	98.6	
1-2	0.2	1.0	1.3	1.8	1.0	
3-5	0.2	0.1	0.0	0.4	0.2	
6-9	0.0	0.1	0.2	0.2	0.1	
10+	0.0	0.1	0.2	0.2	0.1	
N of Valid	618	688	599	510	2415	
N of Miss	82	35	66	58	241	

Table 159: On how many occasions have you used synthetic marijuana (K2, spice) during the past 30 days?





Response	6	8	10	12	Total	
0	99.7	99.6	99.7	99.8	99.7	
1-2	0.3	0.1	0.2	0.0	0.2	
3-5	0.0	0.1	0.2	0.2	0.1	
6-9	0.0	0.0	0.0	0.0	0.0	
10+	0.0	0.1	0.0	0.0	0.0	
N of Valid	617	689	598	507	2411	
N of Miss	83	34	67	61	245	

Table 160: On how many occasions have you used methamphetamines (meth, speed, crank, crystal meth) in your lifetime?





Response	6	8	10	12	Total	
0	99.8	99.6	99.3	99.0	99.5	
1-2	0.2	0.3	0.3	0.4	0.3	
3-5	0.0	0.1	0.2	0.2	0.1	
6-9	0.0	0.0	0.0	0.0	0.0	
10+	0.0	0.0	0.2	0.4	0.1	
N of Valid	618	689	600	511	2418	
N of Miss	82	34	65	57	238	

Table 161: On how many occasions have you used methamphetamines (meth, speed, crank, crystal meth) in the past 30 days?




Response	6	8	10	12	Total	
0	99.5	99.9	100.0	99.8	99.8	
1-2	0.3	0.1	0.0	0.0	0.1	
3-5	0.0	0.0	0.0	0.0	0.0	
6-9	0.0	0.0	0.0	0.0	0.0	
10+	0.2	0.0	0.0	0.2	0.1	
N of Valid	612	689	599	508	2408	
N of Miss	88	34	66	60	248	

Table 162: On how many occasions have you used other chemical products (bath salts, plant food, etc.) in your lifetime?






Response	6	8	10	12	Total	
0	97.6	97.7	99.5	99.2	98.4	
1-2	1.5	1.7	0.2	0.4	1.0	
3-5	0.5	0.1	0.0	0.0	0.2	
6-9	0.0	0.1	0.0	0.0	0.0	
10+	0.5	0.3	0.3	0.4	0.4	
N of Valid	613	690	600	510	2413	
N of Miss	87	33	65	58	243	

Table 163: On how many occasions have you used other chemical products (bath salts, plant food, etc.) during the past 30 days?





Response	6	8	10	12	Total	
0	98.4	98.8	99.7	99.8	99.1	
1-2	1.1	0.9	0.3	0.0	0.6	
3-5	0.5	0.0	0.0	0.0	0.1	
6-9	0.0	0.0	0.0	0.0	0.0	
10+	0.0	0.3	0.0	0.2	0.1	
N of Valid	612	689	598	509	2408	
N of Miss	88	34	67	59	248	

Table 164: On how many occasions have you used heroin or other opiates in your lifetime?





Response	6	8	10	12	Total	
0	99.5	99.7	98.8	99.2	99.3	
1-2	0.5	0.3	0.8	0.2	0.5	
3-5	0.0	0.0	0.0	0.2	0.0	
6-9	0.0	0.0	0.0	0.0	0.0	
10+	0.0	0.0	0.3	0.4	0.2	
N of Valid	610	685	600	509	2404	
N of Miss	90	38	65	59	252	

Table 165: On how many occasions have you used heroin or other opiates during the past 30 days?




Response	6	8	10	12	Total	
0	99.7	99.9	99.5	99.6	99.7	
1-2	0.3	0.1	0.3	0.0	0.2	
3-5	0.0	0.0	0.0	0.0	0.0	
6-9	0.0	0.0	0.0	0.0	0.0	
10+	0.0	0.0	0.2	0.4	0.1	
N of Valid	609	676	599	504	2388	
N of Miss	91	47	66	64	268	

Table 166: On how many occasions have you used MDMA ('X', 'E', or ecstasy) in your lifetime?





Response	6	8	10	12	Total	
0	99.7	99.3	98.8	97.5	98.9	
1-2	0.3	0.7	0.7	1.0	0.7	
3-5	0.0	0.0	0.5	1.0	0.3	
6-9	0.0	0.0	0.0	0.0	0.0	
10+	0.0	0.0	0.0	0.6	0.1	
N of Valid	613	683	597	511	2404	
N of Miss	87	40	68	57	252	

Table 167: On how many occasions have you used MDMA ('X', 'E', or ecstasy) during the past 30 days?




Response	6	8	10	12	Total	
0	99.8	99.9	99.7	99.4	99.7	
1-2	0.2	0.1	0.3	0.4	0.2	
3-5	0.0	0.0	0.0	0.0	0.0	
6-9	0.0	0.0	0.0	0.0	0.0	
10+	0.0	0.0	0.0	0.2	0.0	
N of Valid	609	685	598	511	2403	
N of Miss	91	38	67	57	253	

Table 168: On how many occasions have you taken prescription drugs (such as Valium, Xanax, Ritalin, Adderall, OxyContin, Tramadol, or sleeping pills) not prescribed to you in your lifetime?






Response	6	8	10	12	Total	
0	96.2	92.7	89.9	87.5	91.8	
1-2	2.3	3.8	3.4	5.7	3.7	
3-5	0.2	1.6	3.0	2.4	1.7	
6-9	0.3	0.3	1.0	1.4	0.7	
10+	1.0	1.6	2.7	3.1	2.0	
N of Valid	613	688	597	510	2408	
N of Miss	87	35	68	58	248	

Table 169: On how many occasions have you taken prescription drugs (such as Valium, Xanax, Ritalin, Adderall, OxyContin, Tramadol, or sleeping pills) not prescribed to you during the past 30 days?






Response	6	8	10	12	Total	
0	98.7	96.2	94.5	94.5	96.0	
1-2	0.8	2.3	2.3	3.7	2.3	
3-5	0.3	0.7	2.0	0.6	0.9	
6-9	0.0	0.4	0.5	0.2	0.3	
10+	0.2	0.3	0.7	1.0	0.5	
N of Valid	605	684	599	511	2399	
N of Miss	95	39	66	57	257	

Table 170: On how many occasions have you taken non-prescription medicines such as diet pills (for example, Dietac, Dexatrim or Prolamine), stay-awake pills (for example No-Doz, Vivarin, or Wake), or cough or cold medicines (robos, DXM, etc.) to get high in your lifetime?






Response	6	8	10	12	Total	
0	98.4	96.7	96.1	95.9	96.8	
1-2	1.1	1.3	2.8	1.4	1.7	
3-5	0.3	0.4	0.5	1.0	0.5	
6-9	0.0	0.4	0.2	0.6	0.3	
10+	0.2	1.2	0.3	1.2	0.7	
N of Valid	612	687	597	511	2407	
N of Miss	88	36	68	57	249	

Table 171: On how many occasions have you taken non-prescription medicines such as diet pills (for example, Dietac, Dexatrim or Prolamine), stay-awake pills (for example No-Doz, Vivarin, or Wake), or cough or cold medicines (robos, DXM, etc.) to get high during the past 30 days?






Response	6	8	10	12	Total	
0	99.0	97.7	98.5	98.6	98.4	
1-2	0.5	1.2	1.5	0.6	1.0	
3-5	0.3	0.9	0.0	0.2	0.4	
6-9	0.0	0.1	0.0	0.0	0.0	
10+	0.2	0.1	0.0	0.6	0.2	
N of Valid	611	686	597	512	2406	
N of Miss	89	37	68	56	250	

Table 172: On how many occasions have you been drunk or very high from drinking alcoholic beverages during the past 30 days?






Response	6	8	10	12	Total	
0	99.0	96.4	87.2	82.3	91.8	
1-2	0.3	2.0	7.7	10.4	4.8	
3-5	0.3	1.0	2.9	3.1	1.7	
6-9	0.2	0.3	0.8	2.0	0.7	
10+	0.2	0.3	1.3	2.2	0.9	
N of Valid	611	686	596	509	2402	
N of Miss	89	37	69	59	254	

Table 173: On how many occasions have you drunk flavored alcoholic beverages, sometimes called 'alcopops' (like Mike's Hard Lemonade, Smirnoff Ice, Bacardi Breezers, etc.) in your lifetime?






Response	6	8	10	12	Total	
0	95.4	89.4	73.3	67.7	82.3	
1-2	2.6	4.9	10.0	7.6	6.2	
3-5	1.0	3.1	8.2	7.4	4.7	
6-9	0.3	1.2	2.5	4.9	2.1	
10+	0.7	1.5	6.0	12.3	4.7	
N of Valid	609	688	599	511	2407	
N of Miss	91	35	66	57	249	

Table 174: On how many occasions have you drunk flavored alcoholic beverages, sometimes called 'alcopops' (like Mike's Hard Lemonade, Smirnoff Ice, Bacardi Breezers, etc.) during the past 30 days?






Response	6	8	10	12	Total	
0	98.3	95.6	85.5	84.3	91.4	
1-2	1.0	3.1	10.7	9.4	5.8	
3-5	0.5	0.7	2.2	3.9	1.7	
6-9	0.0	0.3	0.5	0.8	0.4	
10+	0.2	0.3	1.2	1.6	0.8	
N of Valid	603	687	598	509	2397	
N of Miss	97	36	67	59	259	

Table 175: If you smoked cigarettes (not just a puff or drag) in the past year, how did you usually get them?













Response	6	8	10	12	Total	
I did not smoke cigarettes in the past year	95.0	90.6	84.4	79.4	87.8	
I bought them myself with a fake ID	0.2	0.1	0.3	0.2	0.2	
I bought them myself without a fake ID	0.2	0.1	0.0	2.6	0.6	
I got them from someone I know age 18 or older	0.8	2.2	6.3	9.6	4.5	
I got them from someone I know under age 18	0.0	1.3	2.7	0.8	1.2	
I got them from my brother or sister	0.0	0.4	0.0	0.8	0.3	
I got them from home with my parents' permission	0.2	0.0	1.0	0.0	0.3	
I got them from home without my parents' permission	0.7	1.3	2.0	0.2	1.1	
I got them from another relative	0.3	0.6	0.7	0.8	0.6	
A stranger bought them for me	0.3	0.4	0.8	0.2	0.5	
I took them from a store or shop	0.5	0.0	0.0	0.0	0.1	
Other	1.8	2.7	1.7	5.4	2.8	
N of Valid	596	672	590	500	2358	
N of Miss	104	51	75	68	298	

Table 176: If you used e-cigarettes, e-cigars, or e-hookahs (not just a puff or drag) in the past year, how did you usually get them? - I did not use e-cigarettes, e-cigars, or e-hookahs in the past year



Response	6	8	10	12	Total	
No	3.6	10.0	16.3	22.4	12.6	
Yes	96.4	90.0	83.7	77.6	87.4	
N of Valid	580	671	583	496	2330	
N of Miss	0	0	0	0	0	

Table 177: If you used e-cigarettes, e-cigars, or e-hookahs (not just a puff or drag) in the past year, how did you usually get them? - I bought them in a store such as a convenience store, supermarket, discount store, or gas station



Response	6	8	10	12	Total	
No	99.3	99.6	98.8	96.2	98.6	
Yes	0.7	0.4	1.2	3.8	1.4	
N of Valid	580	671	583	496	2330	
N of Miss	0	0	0	0	0	

Table 178: If you used e-cigarettes, e-cigars, or e-hookahs (not just a puff or drag) in the past year, how did you usually get them? - I got them on the Internet



Response	6	8	10	12	Total	
No	100.0	99.1	98.3	98.6	99.0	
Yes	0.0	0.9	1.7	1.4	1.0	
N of Valid	580	671	583	496	2330	
N of Miss	0	0	0	0	0	

Table 179: If you used e-cigarettes, e-cigars, or e-hookahs (not just a puff or drag) in the past year, how did you usually get them? - I got them at a store that sells electronic cigarettes, such as a "vape shop"



Response	6	8	10	12	Total	
No	99.7	99.1	99.1	95.6	98.5	
Yes	0.3	0.9	0.9	4.4	1.5	
N of Valid	580	671	583	496	2330	
N of Miss	0	0	0	0	0	

Table 180: If you used e-cigarettes, e-cigars, or e-hookahs (not just a puff or drag) in the past year, how did you usually get them? - I got them from a family member



Response	6	8	10	12	Total	
No	98.8	97.0	95.2	96.0	96.8	
Yes	1.2	3.0	4.8	4.0	3.2	
N of Valid	580	671	583	496	2330	
N of Miss	0	0	0	0	0	

Table 181: If you used e-cigarettes, e-cigars, or e-hookahs (not just a puff or drag) in the past year, how did you usually get them? - I got them from a friend



Response	6	8	10	12	Total	
No	98.8	95.7	91.1	89.9	94.1	
Yes	1.2	4.3	8.9	10.1	5.9	
N of Valid	580	671	583	496	2330	
N of Miss	0	0	0	0	0	

Table 182: If you used e-cigarettes, e-cigars, or e-hookahs (not just a puff or drag) in the past year, how did you usually get them? - A stranger got them for me



Response	6	8	10	12	Total	
No	100.0	99.3	99.7	100.0	99.7	
Yes	0.0	0.7	0.3	0.0	0.3	
N of Valid	580	671	583	496	2330	
N of Miss	0	0	0	0	0	

Table 183: If you used e-cigarettes, e-cigars, or e-hookahs (not just a puff or drag) in the past year, how did you usually get them? - I took them from a store or shop



Response	6	8	10	12	Total	
No	99.7	99.3	99.8	100.0	99.7	
Yes	0.3	0.7	0.2	0.0	0.3	
N of Valid	580	671	583	496	2330	
N of Miss	0	0	0	0	0	

Table 184: If you used e-cigarettes, e-cigars, or e-hookahs (not just a puff or drag) in the past year, how did you usually get them? - I got them some other way



Response	6	8	10	12	Total	
No	98.6	98.1	96.7	97.6	97.8	
Yes	1.4	1.9	3.3	2.4	2.2	
N of Valid	580	671	583	496	2330	
N of Miss	0	0	0	0	0	

Table 185: If you used marijuana (grass, pot) (not just a puff or drag) in the past year, how did you usually get it? - I did not use marijuana (grass, pot) in the past year



Response	6	8	10	12	Total	
No	4.4	9.3	23.1	28.1	15.5	
Yes	95.6	90.7	76.9	71.9	84.5	
N of Valid	587	665	581	498	2331	
N of Miss	0	0	0	0	0	

Table 186: If you used marijuana (grass, pot) (not just a puff or drag) in the past year, how did you usually get it? - I bought it myself



Response	6	8	10	12	Total	
No	99.5	97.0	90.4	87.3	93.9	
Yes	0.5	3.0	9.6	12.7	6.1	
N of Valid	587	665	581	498	2331	
N of Miss	0	0	0	0	0	

Table 187: If you used marijuana (grass, pot) (not just a puff or drag) in the past year, how did you usually get it? - I got it from someone at school



Response	6	8	10	12	Total	
No	99.7	98.3	95.9	95.4	97.4	
Yes	0.3	1.7	4.1	4.6	2.6	
N of Valid	587	665	581	498	2331	
N of Miss	0	0	0	0	0	

Table 188: If you used marijuana (grass, pot) (not just a puff or drag) in the past year, how did you usually get it? - I got it from someone with a medical marijuana card



Response	6	8	10	12	Total	
No	99.1	100.0	98.8	99.6	99.4	
Yes	0.9	0.0	1.2	0.4	0.6	
N of Valid	587	665	581	498	2331	
N of Miss	0	0	0	0	0	

Table 189: If you used marijuana (grass, pot) (not just a puff or drag) in the past year, how did you usually get it? - I got it from my brother or sister



Response	6	8	10	12	Total	
No	99.8	98.0	97.8	97.8	98.4	
Yes	0.2	2.0	2.2	2.2	1.6	
N of Valid	587	665	581	498	2331	
N of Miss	0	0	0	0	0	

Table 190: If you used marijuana (grass, pot) (not just a puff or drag) in the past year, how did you usually get it? - I got it from another relative



Response	6	8	10	12	Total	
No	99.5	98.3	95.9	98.4	98.0	
Yes	0.5	1.7	4.1	1.6	2.0	
N of Valid	587	665	581	498	2331	
N of Miss	0	0	0	0	0	

Table 191: If you used marijuana (grass, pot) (not just a puff or drag) in the past year, how did you usually get it? - Other



Response	6	8	10	12	Total	
No	97.1	95.5	91.2	88.2	93.3	
Yes	2.9	4.5	8.8	11.8	6.7	
N of Valid	587	665	581	498	2331	
N of Miss	0	0	0	0	0	

Table 192: If you drank alcohol (not just a sip or taste) in the past year, how did you usually get it?

Response	6	8	10	12	Total	
I did not drink alcohol in the past year	93.0	84.4	63.0	54.2	74.7	
I bought it myself with a fake ID	0.0	0.1	0.7	1.0	0.4	
I bought it myself without a fake ID	0.2	0.0	0.3	0.4	0.2	
I got it from someone I know age 21 or older	1.0	2.8	11.3	18.6	7.9	
I got it from someone I know under age 21	0.2	1.3	6.3	7.2	3.5	
I got it from my brother or sister	0.3	0.4	1.4	1.6	0.9	
I got it from home with my parents' permission	1.0	3.1	6.0	7.0	4.1	
I got it from home without my parents' permission	1.0	3.1	3.3	1.0	2.2	
I got it from another relative	0.7	0.7	2.1	2.4	1.4	
A stranger bought it for me	0.0	0.1	0.2	0.8	0.3	
I took it from a store or shop	0.2	0.1	0.0	0.0	0.1	
Other	2.4	3.6	5.5	5.8	4.2	
N of Valid	584	671	584	500	2339	
N of Miss	116	52	81	68	317	

Table 193: If you used prescription drugs or over the counter drugs without a doctor telling you to use it or for the purpose of getting high, where did you get these drugs? - Did not use

Response	6	8	10	12	Total	
No	2.0	3.7	7.2	8.7	5.2	
Yes	98.0	96.3	92.8	91.3	94.8	
N of Valid	586	667	582	494	2329	
N of Miss	0	0	0	0	0	

Table 194: If you used prescription drugs or over the counter drugs without a doctor telling you to use it or for the purpose of getting high, where did you get these drugs? -
Bought or took from store or shop



Response	6	8	10	12	Total	
No	99.5	99.4	99.1	99.4	99.4	
Yes	0.5	0.6	0.9	0.6	0.6	
N of Valid	586	667	582	494	2329	
N of Miss	0	0	0	0	0	

Table 195: If you used prescription drugs or over the counter drugs without a doctor telling you to use it or for the purpose of getting high, where did you get these drugs? -
Got from parents with permission



Response	6	8	10	12	Total	
No	99.5	99.3	98.5	98.8	99.0	
Yes	0.5	0.7	1.5	1.2	1.0	
N of Valid	586	667	582	494	2329	
N of Miss	0	0	0	0	0	

Table 196: If you used prescription drugs or over the counter drugs without a doctor telling you to use it or for the purpose of getting high, where did you get these drugs? -
Got from home without permission



Response	6	8	10	12	Total	
No	100.0	98.5	98.6	98.4	98.9	
Yes	0.0	1.5	1.4	1.6	1.1	
N of Valid	586	667	582	494	2329	
N of Miss	0	0	0	0	0	

Table 197: If you used prescription drugs or over the counter drugs without a doctor telling you to use it or for the purpose of getting high, where did you get these drugs? -
Got from relative with permission



Response	6	8	10	12	Total	
No	99.8	99.6	98.6	98.6	99.2	
Yes	0.2	0.4	1.4	1.4	0.8	
N of Valid	586	667	582	494	2329	
N of Miss	0	0	0	0	0	

Table 198: If you used prescription drugs or over the counter drugs without a doctor telling you to use it or for the purpose of getting high, where did you get these drugs? -
Got from relative without permission



Response	6	8	10	12	Total	
No	100.0	99.3	99.3	99.0	99.4	
Yes	0.0	0.7	0.7	1.0	0.6	
N of Valid	586	667	582	494	2329	
N of Miss	0	0	0	0	0	

Table 199: If you used prescription drugs or over the counter drugs without a doctor telling you to use it or for the purpose of getting high, where did you get these drugs? -
Got from friend's home with permission



Response	6	8	10	12	Total	
No	99.8	99.4	98.6	99.0	99.2	
Yes	0.2	0.6	1.4	1.0	0.8	
N of Valid	586	667	582	494	2329	
N of Miss	0	0	0	0	0	

Table 200: If you used prescription drugs or over the counter drugs without a doctor telling you to use it or for the purpose of getting high, where did you get these drugs? -
Got from friend's home without permission



Response	6	8	10	12	Total	
No	99.8	99.1	99.7	99.6	99.5	
Yes	0.2	0.9	0.3	0.4	0.5	
N of Valid	586	667	582	494	2329	
N of Miss	0	0	0	0	0	

Table 201: If you used prescription drugs or over the counter drugs without a doctor telling you to use it or for the purpose of getting high, where did you get these drugs? -
Got from friend at school



Response	6	8	10	12	Total	
No	99.8	99.1	98.3	99.0	99.1	
Yes	0.2	0.9	1.7	1.0	0.9	
N of Valid	586	667	582	494	2329	
N of Miss	0	0	0	0	0	

Table 202: If you used prescription drugs or over the counter drugs without a doctor telling you to use it or for the purpose of getting high, where did you get these drugs? -
Got from friend at party



Response	6	8	10	12	Total	
No	99.8	99.3	98.8	99.2	99.3	
Yes	0.2	0.7	1.2	0.8	0.7	
N of Valid	586	667	582	494	2329	
N of Miss	0	0	0	0	0	

Table 203: If you used prescription drugs or over the counter drugs without a doctor telling you to use it or for the purpose of getting high, where did you get these drugs? -
Got from friend, elsewhere



Response	6	8	10	12	Total	
No	100.0	98.5	97.8	97.4	98.5	
Yes	0.0	1.5	2.2	2.6	1.5	
N of Valid	586	667	582	494	2329	
N of Miss	0	0	0	0	0	

Table 204: If you used prescription drugs or over the counter drugs without a doctor telling you to use it or for the purpose of getting high, where did you get these drugs? -
Got from internet sale



Response	6	8	10	12	Total	
No	99.7	99.4	99.0	99.2	99.3	
Yes	0.3	0.6	1.0	0.8	0.7	
N of Valid	586	667	582	494	2329	
N of Miss	0	0	0	0	0	

Table 205: During the last month, about how many marijuana cigarettes, or the equivalent, did you smoke a day, on the average?


Response	6	8	10	12	Total	
None	97.5	94.6	87.6	84.1	91.4	
Less than 1 a day	1.0	2.1	5.5	5.7	3.4	
1 a day	0.7	0.8	1.0	2.8	1.2	
2-3 a day	0.5	1.8	2.2	3.7	2.0	
4-6 a day	0.2	0.2	1.4	1.6	0.8	
7-10 a day	0.0	0.2	1.0	0.8	0.5	
11 or more a day	0.2	0.5	1.2	1.2	0.7	
N of Valid	595	666	581	492	2334	
N of Miss	105	57	84	76	322	

Table 206: How wrong do your friends feel it would be for YOU to: have one or two drinks of an alcoholic beverage nearly every day?


Response	6	8	10	12	Total	
Very wrong	80.9	64.7	47.4	41.5	59.6	
Wrong	12.2	19.2	23.5	21.8	19.0	
A little bit wrong	4.3	9.9	15.8	18.3	11.7	
Not at all wrong	2.5	6.2	13.3	18.5	9.6	
N of Valid	598	678	588	504	2368	
N of Miss	102	45	77	64	288	

Table 207: How wrong do your friends feel it would be for YOU to: smoke tobacco?


Response	6	8	10	12	Total	
Very wrong	85.6	70.0	56.2	51.4	66.4	
Wrong	10.3	18.3	23.8	20.2	18.1	
A little bit wrong	2.6	5.9	11.2	12.7	7.9	
Not at all wrong	1.5	5.8	8.8	15.7	7.6	
N of Valid	583	677	589	504	2353	
N of Miss	117	46	76	64	303	

Table 208: How wrong do your friends feel it would be for YOU to: smoke marijuana?


Response	6	8	10	12	Total	
Very wrong	87.8	71.5	51.1	39.9	63.6	
Wrong	7.4	12.1	16.0	16.9	12.9	
A little bit wrong	3.1	7.9	13.5	15.3	9.7	
Not at all wrong	1.7	8.5	19.4	28.0	13.7	
N of Valid	581	670	587	504	2342	
N of Miss	119	53	78	64	314	

Table 209: How wrong do your friends feel it would be for YOU to: use prescription drugs not prescribed to you?


Response	6	8	10	12	Total	
Very wrong	87.8	78.8	67.7	68.2	75.9	
Wrong	7.2	12.6	17.9	16.5	13.4	
A little bit wrong	2.4	4.0	8.2	9.1	5.8	
Not at all wrong	2.6	4.6	6.3	6.2	4.9	
N of Valid	581	673	588	503	2345	
N of Miss	119	50	77	65	311	

Table 210: How wrong would most adults (over 21) in your neighborhood think it is for kids your age: to use marijuana?


Response	6	8	10	12	Total	
Very wrong	90.4	77.8	65.7	62.5	74.7	
Wrong	5.1	11.4	16.4	16.4	12.2	
A little bit wrong	2.6	6.1	9.9	10.3	7.0	
Not at all wrong	1.9	4.7	8.0	10.8	6.1	
N of Valid	583	676	578	507	2344	
N of Miss	117	47	87	61	312	

Table 211: How wrong would most adults (over 21) in your neighborhood think it is for kids your age: to drink alcohol?





Response	6	8	10	12	Total	
Very wrong	85.2	72.5	58.9	49.8	67.3	
Wrong	7.5	14.3	21.4	21.8	16.0	
A little bit wrong	4.5	7.5	13.4	17.7	10.4	
Not at all wrong	2.8	5.7	6.4	10.7	6.2	
N of Valid	574	670	576	504	2324	
N of Miss	126	53	89	64	332	

Table 212: How wrong would most adults (over 21) in your neighborhood think it is for kids your age: to smoke cigarettes?





Response	6	8	10	12	Total	
Very wrong	87.8	76.2	67.3	57.5	72.8	
Wrong	6.4	12.0	20.0	21.1	14.6	
A little bit wrong	4.2	6.9	6.8	11.5	7.2	
Not at all wrong	1.6	4.9	5.9	9.9	5.4	
N of Valid	575	668	575	503	2321	
N of Miss	125	55	90	65	335	

Table 213: How much do each of the following statements describe your neighborhood? crime and/or drug selling





Response	6	8	10	12	Total	
NO!	81.9	75.7	63.7	68.6	72.7	
no	9.4	13.1	21.6	18.0	15.4	
yes	6.1	7.9	9.0	11.0	8.4	
YES!	2.6	3.3	5.7	2.4	3.5	
N of Valid	574	672	578	500	2324	
N of Miss	126	51	87	68	332	

Table 214: How much do each of the following statements describe your neighborhood? fights





Response	6	8	10	12	Total	
NO!	72.4	69.6	64.2	69.2	68.8	
no	10.0	14.2	21.9	21.0	16.6	
yes	11.8	10.5	8.3	7.0	9.5	
YES!	5.8	5.7	5.6	2.8	5.1	
N of Valid	568	667	576	500	2311	
N of Miss	132	56	89	68	345	

Table 215: How much do each of the following statements describe your neighborhood? lots of empty or abandoned buildings





Response	6	8	10	12	Total	
NO!	76.9	73.2	65.6	72.0	72.0	
no	14.0	18.0	20.9	20.0	18.2	
yes	5.8	6.0	10.1	6.2	7.0	
YES!	3.3	2.8	3.5	1.8	2.9	
N of Valid	571	668	575	500	2314	
N of Miss	129	55	90	68	342	

Table 216: How much do each of the following statements describe your neighborhood? lots of graffiti





Response	6	8	10	12	Total	
NO!	83.5	83.4	73.4	77.5	79.6	
no	12.1	13.6	21.0	19.9	16.4	
yes	2.7	2.3	3.3	1.4	2.4	
YES!	1.8	0.8	2.3	1.2	1.5	
N of Valid	563	664	575	497	2299	
N of Miss	137	59	90	71	357	

Table 217: I feel safe in my neighborhood.

Response	6	8	10	12	Total
NO!	10.3	5.1	7.2	6.4	7.2
no	7.0	6.6	7.3	6.0	6.7
yes	29.7	35.5	38.7	39.1	35.6
YES!	53.0	52.8	46.8	48.5	50.5
N of Valid	575	668	573	501	2317
N of Miss	125	55	92	67	339

Table 218: If a kid smoked marijuana in your neighborhood would he or she be caught by the police?

Response	6	8	10	12	Total
NO!	24.7	26.1	29.8	37.7	29.2
no	19.4	30.7	43.9	39.5	33.1
yes	21.1	23.6	15.2	14.0	18.8
YES!	34.7	19.6	11.1	8.8	18.9
N of Valid	582	670	578	499	2329
N of Miss	118	53	87	69	327

Table 219: If a kid drank some beer, wine or hard liquor (for example, vodka, whiskey, or gin) in your neighborhood would he or she be caught by the police?

Response	6	8	10	12	Total
NO!	26.0	29.4	33.6	42.1	32.3
no	22.9	34.0	44.1	40.8	35.2
yes	21.1	21.0	12.8	11.1	16.9
YES!	30.0	15.6	9.5	6.0	15.6
N of Valid	584	667	578	497	2326
N of Miss	116	56	87	71	330

Table 220: If a kid carried a handgun in your neighborhood would he or she be caught by the police?





Response	6	8	10	12	Total	
NO!	23.0	25.0	28.5	35.7	27.7	
no	16.2	26.6	36.7	32.7	27.8	
yes	17.7	23.3	20.9	18.4	20.3	
YES!	43.1	25.1	13.8	13.2	24.3	
N of Valid	582	669	578	499	2328	
N of Miss	118	54	87	69	328	

Table 221: If you wanted to get some cigarettes, how easy would it be for you to get some?





Response	6	8	10	12	Total	
Very hard	81.1	62.8	41.3	28.5	54.6	
Sort of hard	7.5	12.5	14.5	13.3	12.0	
Sort of easy	6.7	13.1	21.7	17.7	14.6	
Very easy	4.7	11.5	22.6	40.4	18.8	
N of Valid	571	670	572	502	2315	
N of Miss	129	53	93	66	341	

Table 222: If you wanted to get some beer, wine or hard liquor (for example, vodka, whiskey, or gin), how easy would it be for you to get some?





Response	6	8	10	12	Total	
Very hard	76.5	59.3	33.1	27.3	50.1	
Sort of hard	10.2	14.0	17.5	14.0	13.9	
Sort of easy	6.5	14.3	22.9	22.6	16.3	
Very easy	6.7	12.3	26.4	36.1	19.6	
N of Valid	567	664	571	501	2303	
N of Miss	133	59	94	67	353	

Table 223: If you wanted to get a drug like cocaine, LSD, or amphetamines, how easy would it be for you to get some?

Response	6	8	10	12	Total	
Very hard	91.2	85.9	72.7	67.3	79.9	
Sort of hard	3.4	7.1	14.1	18.5	10.4	
Sort of easy	2.5	3.5	5.8	6.9	4.5	
Very easy	3.0	3.5	7.4	7.3	5.2	
N of Valid	566	661	568	496	2291	
N of Miss	134	62	97	72	365	

Table 224: If you wanted to get a handgun, how easy would it be for you to get one?

Response	6	8	10	12	Total	
Very hard	74.5	65.5	50.8	49.6	60.6	
Sort of hard	11.3	10.7	16.2	13.5	12.8	
Sort of easy	8.3	10.2	12.5	15.5	11.4	
Very easy	5.9	13.7	20.6	21.5	15.2	
N of Valid	564	666	569	498	2297	
N of Miss	136	57	96	70	359	

Table 225: If you wanted to get some marijuana, how easy would it be for you to get some?

Response	6	8	10	12	Total	
Very hard	89.3	73.1	45.0	36.0	62.1	
Sort of hard	3.2	6.9	13.0	10.5	8.3	
Sort of easy	3.9	8.0	14.9	16.5	10.5	
Very easy	3.6	12.0	27.1	37.0	19.1	
N of Valid	563	665	571	497	2296	
N of Miss	137	58	94	71	360	

Table 226: If you wanted to get prescription drugs for the purpose of getting high, how easy would it be for you to get some?





Response	6	8	10	12	Total	
Very hard	87.2	74.1	53.9	48.1	66.7	
Sort of hard	6.0	9.2	14.4	15.9	11.2	
Sort of easy	2.8	6.8	13.5	15.7	9.4	
Very easy	3.9	9.8	18.2	20.3	12.7	
N of Valid	564	661	570	497	2292	
N of Miss	136	62	95	71	364	

Table 227: If you wanted to get synthetic marijuana such as K2 or chemical products such as bath salts to get high, how easy would it be for you to get some?





Response	6	8	10	12	Total	
Very hard	90.6	84.5	69.4	62.8	77.5	
Sort of hard	4.4	7.2	14.0	16.4	10.2	
Sort of easy	2.5	3.2	6.8	10.6	5.5	
Very easy	2.5	5.1	9.8	10.2	6.7	
N of Valid	566	664	571	500	2301	
N of Miss	134	59	94	68	355	

Table 228: If you wanted to get steroids to use or to enhance athletic performance, how easy would it be for you to get some?





Response	6	8	10	12	Total	
Very hard	88.8	84.4	68.0	66.7	77.6	
Sort of hard	5.9	7.6	16.3	17.5	11.5	
Sort of easy	2.3	2.9	7.0	7.4	4.8	
Very easy	3.0	5.1	8.8	8.4	6.2	
N of Valid	563	662	571	498	2294	
N of Miss	137	61	94	70	362	

Table 229: If you wanted to get e-cigarettes, e-cigars, or e-hookahs, how easy would it be for you to get some?





Response	6	8	10	12	Total	
Very hard	85.6	73.7	50.9	42.9	64.3	
Sort of hard	5.5	8.0	12.8	10.5	9.1	
Sort of easy	3.4	7.9	16.1	17.5	10.9	
Very easy	5.5	10.4	20.3	29.2	15.7	
N of Valid	563	662	572	497	2294	
N of Miss	137	61	93	71	362	

Table 230: During the past 12 months, have you participated in any alcohol prevention programs or seen any alcohol prevention messages in your school or community? Yes, a school-based program focused on preventing underage drinking and/or drinking and driving.



Response	6	8	10	12	Total	
No	66.1	60.0	71.7	73.4	67.3	
Yes	33.9	40.0	28.3	26.6	32.7	
N of Valid	560	660	568	497	2285	
N of Miss	0	0	0	0	0	

Table 231: During the past 12 months, have you participated in any alcohol prevention programs or seen any alcohol prevention messages in your school or community? Yes, a community-based program focused on preventing underage drinking and/or drinking and driving (for example, through your church or temple or through youth groups like Boys and Girls Club or 4-H).



Response	6	8	10	12	Total	
No	85.0	90.0	91.2	94.0	89.9	
Yes	15.0	10.0	8.8	6.0	10.1	
N of Valid	560	660	568	497	2285	
N of Miss	0	0	0	0	0	

Table 232: During the past 12 months, have you participated in any alcohol prevention programs or seen any alcohol prevention messages in your school or community? Yes, a media campaign addressing underage drinking and/or drinking and driving (for example, newspaper ads, posters, pamphlets, radio, TV).



Response	6	8	10	12	Total	
No	87.9	89.4	88.2	90.3	88.9	
Yes	12.1	10.6	11.8	9.7	11.1	
N of Valid	560	660	568	497	2285	
N of Miss	0	0	0	0	0	

Table 233: During the past 12 months, have you participated in any alcohol prevention programs or seen any alcohol prevention messages in your school or community? No



Response	6	8	10	12	Total	
No	42.0	45.3	37.0	32.4	39.6	
Yes	58.0	54.7	63.0	67.6	60.4	
N of Valid	560	660	568	497	2285	
N of Miss	0	0	0	0	0	

Table 234: How wrong do your parents feel it would be for YOU to: have one or two drinks of an alcoholic beverage nearly every day?





Response	6	8	10	12	Total	
Very wrong	92.8	88.1	79.1	68.3	82.7	
Wrong	4.4	7.7	12.9	17.5	10.3	
A little bit wrong	1.4	2.9	5.7	8.6	4.5	
Not at all wrong	1.4	1.4	2.3	5.6	2.5	
N of Valid	568	662	560	498	2288	
N of Miss	132	61	105	70	368	

Table 235: How wrong do your parents feel it would be for YOU to: smoke tobacco?





Response	6	8	10	12	Total	
Very wrong	94.4	90.5	83.5	74.5	86.3	
Wrong	4.2	5.9	10.4	14.3	8.4	
A little bit wrong	0.7	2.4	4.5	6.0	3.3	
Not at all wrong	0.7	1.2	1.6	5.2	2.1	
N of Valid	570	662	558	498	2288	
N of Miss	130	61	107	70	368	

Table 236: How wrong do your parents feel it would be for YOU to: smoke marijuana?





Response	6	8	10	12	Total	
Very wrong	96.1	89.6	80.8	72.9	85.4	
Wrong	2.5	5.6	9.3	13.3	7.4	
A little bit wrong	0.5	2.7	5.4	7.4	3.8	
Not at all wrong	0.9	2.1	4.5	6.4	3.3	
N of Valid	569	662	558	498	2287	
N of Miss	131	61	107	70	369	

Table 237: How wrong do your parents feel it would be for YOU to: use prescription drugs not prescribed to you?





Response	6	8	10	12	Total	
Very wrong	94.5	92.6	85.7	84.8	89.7	
Wrong	3.6	4.4	9.8	9.3	6.6	
A little bit wrong	0.9	1.4	3.2	3.2	2.1	
Not at all wrong	1.1	1.7	1.3	2.6	1.6	
N of Valid	563	659	559	495	2276	
N of Miss	137	64	106	73	380	

Table 238: How wrong do your parents feel it would be for YOU to: steal something?





Response	6	8	10	12	Total	
Very wrong	90.4	86.9	84.7	85.3	86.9	
Wrong	8.0	11.6	11.0	10.4	10.3	
A little bit wrong	1.1	0.6	3.2	2.6	1.8	
Not at all wrong	0.5	0.9	1.1	1.6	1.0	
N of Valid	564	662	557	498	2281	
N of Miss	136	61	108	70	375	

Table 239: How wrong do your parents feel it would be for YOU to: draw graffiti, write things, or draw pictures on buildings or other property (without the owner's permission)?





Response	6	8	10	12	Total	
Very wrong	89.3	87.6	80.9	81.9	85.2	
Wrong	5.8	7.1	12.5	12.2	9.2	
A little bit wrong	2.5	3.8	5.2	3.6	3.8	
Not at all wrong	2.5	1.5	1.4	2.2	1.9	
N of Valid	570	663	559	498	2290	
N of Miss	130	60	106	70	366	

Table 240: How wrong do your parents feel it would be for YOU to: pick a fight with someone?





Response	6	8	10	12	Total	
Very wrong	75.1	72.4	67.7	68.8	71.1	
Wrong	14.1	17.6	19.7	15.5	16.8	
A little bit wrong	8.7	7.5	9.2	12.1	9.2	
Not at all wrong	2.1	2.4	3.4	3.6	2.8	
N of Valid	566	663	557	496	2282	
N of Miss	134	60	108	72	374	

Table 241: During the past 12 months, have you talked with at least one of your parents about the dangers of underage drinking and/or drinking and driving? By parents, we mean either your biological parents, adoptive parents, stepparents, or adult guardians - whether or not they live with you.



Response	6	8	10	12	Total	
No	49.3	52.9	59.4	63.8	56.0	
Yes	50.7	47.1	40.6	36.2	44.0	
N of Valid	542	630	542	478	2192	
N of Miss	158	93	123	90	464	

Table 242: The rules in my family are clear.


Response	6	8	10	12	Total	
NO!	7.8	6.3	5.6	8.9	7.0	
no	4.3	8.1	7.2	6.6	6.6	
yes	22.7	26.1	35.8	35.0	29.6	
YES!	65.2	59.5	51.4	49.5	56.8	
N of Valid	563	655	558	497	2273	
N of Miss	137	68	107	71	383	

Table 243: People in my family have serious arguments about the same things, and often insult or yell at each other.

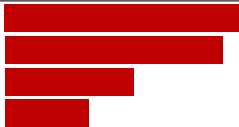
Response	6	8	10	12	Total	
NO!	45.1	39.1	28.4	33.8	36.8	
no	27.1	32.8	36.0	38.1	33.3	
yes	15.3	18.2	22.5	18.8	18.7	
YES!	12.5	10.0	13.1	9.3	11.2	
N of Valid	554	650	556	494	2254	
N of Miss	146	73	109	74	402	

Table 244: When I am not at home, one of my parents knows where I am and who I am with.

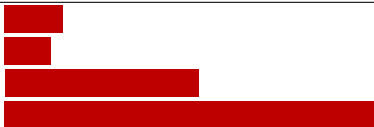
Response	6	8	10	12	Total	
NO!	7.8	7.3	5.1	8.1	7.0	
no	3.4	3.8	5.6	7.7	5.0	
yes	19.7	25.2	36.5	37.7	29.4	
YES!	69.1	63.7	52.9	46.6	58.6	
N of Valid	554	658	554	496	2262	
N of Miss	146	65	111	72	394	

Table 245: My family has clear rules about alcohol and drug use.

Response	6	8	10	12	Total
NO!	8.5	7.1	6.1	9.9	7.8
no	4.7	8.9	11.7	12.8	9.4
yes	15.0	20.8	33.5	33.0	25.2
YES!	71.9	63.2	48.6	44.3	57.6
N of Valid	555	649	555	494	2253
N of Miss	145	74	110	74	403

Table 246: If you skipped school would you be caught by your parents?

Response	6	8	10	12	Total
NO!	9.8	9.1	8.8	14.1	10.3
no	3.6	12.6	13.7	16.2	11.4
yes	17.5	18.1	31.0	28.5	23.4
YES!	69.1	60.2	46.5	41.2	54.8
N of Valid	553	651	555	495	2254
N of Miss	147	72	110	73	402

Table 247: My parents ask if I've gotten my homework done.

Response	6	8	10	12	Total
NO!	9.0	8.7	10.8	15.7	10.8
no	5.6	7.7	16.0	22.1	12.4
yes	20.1	27.6	30.9	31.6	27.5
YES!	65.3	56.0	42.3	30.6	49.3
N of Valid	556	653	556	497	2262
N of Miss	144	70	109	71	394

Table 248: Would your parents know if you did not come home on time?

Response	6	8	10	12	Total	
NO!	7.8	7.7	7.0	11.1	8.3	
no	6.1	8.6	9.0	11.1	8.6	
yes	16.6	21.6	31.8	34.1	25.6	
YES!	69.4	62.2	52.2	43.6	57.4	
N of Valid	553	653	554	495	2255	
N of Miss	147	70	111	73	401	

Table 249: Do you know how to properly dispose of leftover prescription drugs?

Response	6	8	10	12	Total	
No	76.0	68.4	63.5	60.8	67.4	
Yes	24.0	31.6	36.5	39.2	32.6	
N of Valid	538	639	545	487	2209	
N of Miss	162	84	120	81	447	

Table 250: Have any of your brothers or sisters ever: drunk beer, wine or hard liquor (for example, vodka, whiskey or gin)?

Response	6	8	10	12	Total	
No	76.8	63.8	53.8	40.4	59.4	
Yes	19.4	32.1	41.2	55.1	36.3	
I don't have any brothers or sisters	3.7	4.1	5.0	4.6	4.3	
N of Valid	561	658	560	503	2282	
N of Miss	139	65	105	65	374	

Table 251: Have any of your brothers or sisters ever: smoked marijuana?

Response	6	8	10	12	Total	
No	90.3	79.0	68.7	55.8	74.1	
Yes	5.9	17.2	26.3	39.4	21.5	
I don't have any brothers or sisters	3.8	3.8	5.0	4.8	4.3	
N of Valid	559	656	559	500	2274	
N of Miss	141	67	106	68	382	

Table 252: Have any of your brothers or sisters ever: smoked cigarettes?




Response	6	8	10	12	Total	
No	83.2	71.8	67.3	57.9	70.5	
Yes	13.2	24.2	27.7	37.2	25.2	
I don't have any brothers or sisters	3.6	4.0	5.0	4.8	4.3	
N of Valid	559	657	559	497	2272	
N of Miss	141	66	106	71	384	

Table 253: Have any of your brothers or sisters ever: taken a handgun to school?




Response	6	8	10	12	Total	
No	96.1	94.0	93.9	92.0	94.1	
Yes	0.4	2.0	0.9	3.4	1.6	
I don't have any brothers or sisters	3.6	4.0	5.2	4.6	4.3	
N of Valid	559	655	559	498	2271	
N of Miss	141	68	106	70	385	

Table 254: Have any of your brothers or sisters ever: been suspended or expelled from school?




Response	6	8	10	12	Total	
No	76.2	68.4	67.2	65.4	69.4	
Yes	20.3	27.6	27.8	29.6	26.3	
I don't have any brothers or sisters	3.6	4.0	5.0	5.0	4.3	
N of Valid	562	656	558	500	2276	
N of Miss	138	67	107	68	380	

Table 255: Have any of your brothers or sisters ever: used e-cigarettes, e-cigars or e-hookahs (vaping)?




Response	6	8	10	12	Total	
No	89.1	79.7	73.7	67.5	77.8	
Yes	7.3	16.5	21.3	27.5	17.8	
I don't have any brothers or sisters	3.6	3.8	5.0	5.0	4.3	
N of Valid	559	656	559	501	2275	
N of Miss	141	67	106	67	381	

Table 256: Have any of your brothers or sisters ever: used prescription drugs not prescribed to him/her?




Response	6	8	10	12	Total	
No	93.0	88.1	85.0	81.6	87.1	
Yes	3.4	8.1	10.2	13.6	8.7	
I don't have any brothers or sisters	3.6	3.8	4.8	4.8	4.2	
N of Valid	558	654	559	500	2271	
N of Miss	142	69	106	68	385	

Table 257: Have you changed homes in the past year (the last 12 months)?



Response	6	8	10	12	Total	
No	70.8	73.7	77.1	83.5	76.0	
Yes	29.2	26.3	22.9	16.5	24.0	
N of Valid	552	642	550	485	2229	
N of Miss	148	81	115	83	427	

Table 258: How many times have you changed homes since kindergarten?






Response	6	8	10	12	Total	
Never	35.8	35.8	33.3	35.4	35.1	
1 or 2 times	35.1	33.0	32.3	28.8	32.4	
3 or 4 times	18.3	17.5	17.6	20.3	18.3	
5 or 6 times	5.2	7.0	7.9	8.5	7.1	
7 or more times	5.6	6.8	9.0	7.0	7.1	
N of Valid	558	646	558	503	2265	
N of Miss	142	77	107	65	391	

Table 259: Have you changed schools (including changing from elementary to middle and middle to high school) in the past year?



Response	6	8	10	12	Total	
No	53.7	64.0	74.9	79.0	67.5	
Yes	46.3	36.0	25.1	21.0	32.5	
N of Valid	553	644	554	499	2250	
N of Miss	147	79	111	69	406	

Table 260: How many times have you changed schools since kindergarten (including changing from elementary to middle and middle to high school)?






Response	6	8	10	12	Total	
Never	39.1	32.4	31.1	33.2	33.9	
1 or 2 times	35.0	31.1	22.9	25.2	28.7	
3 or 4 times	17.7	22.8	26.7	24.4	22.9	
5 or 6 times	5.7	7.2	14.0	10.4	9.2	
7 or more times	2.6	6.5	5.4	6.8	5.3	
N of Valid	548	649	559	500	2256	
N of Miss	152	74	106	68	400	

Table 261: Has anyone in your family ever had severe alcohol or drug problems?



Response	6	8	10	12	Total	
No	70.7	63.3	52.8	56.0	60.9	
Yes	29.3	36.7	47.2	44.0	39.1	
N of Valid	550	640	553	496	2239	
N of Miss	150	83	112	72	417	

Table 262: About how many adults (over 21) have you known personally who in the past year have: used marijuana, crack, cocaine, or other drugs?






Response	6	8	10	12	Total	
0	79.9	69.2	52.8	50.7	63.6	
1	12.0	12.0	16.0	16.0	13.9	
2	4.7	6.4	10.7	9.2	7.7	
3-4	0.7	4.0	7.3	8.0	4.9	
5	2.6	8.4	13.3	16.2	9.9	
N of Valid	548	652	563	501	2264	
N of Miss	152	71	102	67	392	

Table 263: About how many adults (over 21) have you known personally who in the past year have: sold or dealt drugs?






Response	6	8	10	12	Total	
0	86.5	75.9	63.5	65.7	73.1	
1	8.2	10.9	13.2	11.6	11.0	
2	3.1	5.1	9.4	7.0	6.1	
3-4	0.4	2.5	4.6	6.4	3.4	
5	1.8	5.7	9.3	9.4	6.4	
N of Valid	549	652	562	501	2264	
N of Miss	151	71	103	67	392	

Table 264: About how many adults (over 21) have you known personally who in the past year have: done other things that could get them in trouble with the police, like stealing, selling stolen goods, mugging or assaulting others, etc.?






Response	6	8	10	12	Total	
0	82.4	74.8	63.7	69.3	72.7	
1	10.7	11.0	13.1	9.2	11.1	
2	2.7	4.6	6.9	6.0	5.0	
3-4	1.5	4.1	5.7	6.0	4.3	
5	2.7	5.4	10.6	9.4	6.9	
N of Valid	550	652	564	499	2265	
N of Miss	150	71	101	69	391	

Table 265: About how many adults (over 21) have you known personally who in the past year have: gotten drunk or high?










Response	6	8	10	12	Total	
0	63.4	48.0	39.5	33.5	46.4	
1	19.9	18.6	14.2	12.0	16.3	
2	4.7	11.0	13.5	13.2	10.6	
3-4	2.9	7.7	8.7	12.0	7.7	
5	9.1	14.7	24.1	29.3	18.9	
N of Valid	549	652	564	499	2264	
N of Miss	151	71	101	69	392	

Table 266: How honest were you in filling out this survey?

Response	6	8	10	12	Total	
I was very honest	82.3	82.1	78.6	75.5	79.9	
I was honest pretty much of the time	14.6	14.1	16.6	17.4	15.5	
I was honest some of the time	1.9	3.0	3.4	4.9	3.3	
I was honest once in a while	1.2	0.8	1.4	2.2	1.3	
I was not honest at all	0.0	0.0	0.0	0.0	0.0	
N of Valid	570	661	566	506	2303	
N of Miss	130	62	99	62	353	