

2017 APNA

Arkansas Prevention Needs Assessment Survey

Region 12 Frequency Distribution Tables

Counties: Arkansas, Cleveland, Grant, Jefferson, Lincoln

Arkansas Department of Human Services,
Division of Aging, Adults and Behavioral
Health Services
And
University of Arkansas at Little Rock
MidSOUTH Center for Prevention and Training

Conducted by International Survey Associates dba Pride Surveys

Contents

1 INTRODUCTION

11

2 PERCENTAGE TABLES

15

List of Frequency Distribution Tables

1	Gender	16
2	Age	16
3	Are you Hispanic or Latino?	16
4	What is your race? Black or African American	17
5	What is your race? Asian	17
6	What is your race? American Indian	17
7	What is your race? Alaska Native	17
8	What is your race? White	18
9	What is your race? Native Hawaiian or Other Pacific Islander	18
10	What is your race? Other	18
11	What is the highest level of schooling completed by your mother or father?	19
12	Think of where you live most of the time. Which of the following people live there with you? Mother	19
13	Think of where you live most of the time. Which of the following people live there with you? Stepmother	19
14	Think of where you live most of the time. Which of the following people live there with you? Foster Mother	20
15	Think of where you live most of the time. Which of the following people live there with you? Grandmother	20
16	Think of where you live most of the time. Which of the following people live there with you? Aunt	20
17	Think of where you live most of the time. Which of the following people live there with you? Father	20
18	Think of where you live most of the time. Which of the following people live there with you? Stepfather	21
19	Think of where you live most of the time. Which of the following people live there with you? Foster Father	21
20	Think of where you live most of the time. Which of the following people live there with you? Grandfather	21
21	Think of where you live most of the time. Which of the following people live there with you? Uncle	21
22	Think of where you live most of the time. Which of the following people live there with you? Other Adults	22
23	Think of where you live most of the time. Which of the following people live there with you? Brother(s)	22
24	Think of where you live most of the time. Which of the following people live there with you? Stepbrother(s)	22
25	Think of where you live most of the time. Which of the following people live there with you? Sister(s)	22
26	Think of where you live most of the time. Which of the following people live there with you? Stepsister(s)	23

27	Think of where you live most of the time. Which of the following people live there with you? Other Children	23
28	In my school, students have lots of chances to help decide things like class activities and rules.	23
29	Teachers ask me to work on special classroom projects.	23
30	My teacher(s) notices when I am doing a good job and lets me know about it.	24
31	There are lots of chances for students in my school to get involved in sports, clubs, and other school activities outside of class.	24
32	There are lots of chances for students in my school to talk with a teacher one-on-one.	24
33	I feel safe at my school.	25
34	The school lets my parents know when I have done something well.	25
35	My teachers praise me when I work hard in school.	25
36	Are your school grades better than the grades of most students in your class?	26
37	I have lots of chances to be part of class discussions or activities.	26
38	Now thinking back over the past year in school, how often did you: enjoy being in school?	26
39	Now thinking back over the past year in school, how often did you: hate being in school?	27
40	Now thinking back over the past year in school, how often did you: try to do your best work in school?	27
41	How often do you feel that the school work you are assigned is meaningful and important?	27
42	Putting them all together, what were your grades like last year?	28
43	How important do you think the things you are learning in school are going to be for your later life?	28
44	During the LAST FOUR WEEKS how many whole days of school have you missed because you skipped or "cut"?	28
45	What are the chances you would be seen as cool if you: smoked cigarettes?	29
46	What are the chances you would be seen as cool if you: worked hard at school?	29
47	What are the chances you would be seen as cool if you: began drinking alcoholic beverages regularly, that is, at least once or twice a month?	29
48	What are the chances you would be seen as cool if you: defended someone who was being bullied?	30
49	What are the chances you would be seen as cool if you: smoked marijuana?	30
50	What are the chances you would be seen as cool if you: carried a handgun?	30
51	What are the chances you would be seen as cool if you: used e-cigarettes, e-cigars or e-hookahs (vaping)?	31

52	What are the chances you would be seen as cool if you: bullied someone or cyber bullied someone?	31
53	Think of your four best friends (the friends you feel closest to). In the past year (12 months), how many of your best friends have: participated in clubs, organizations or activities at school?	31
54	Think of your four best friends (the friends you feel closest to). In the past year (12 months), how many of your best friends have: smoked cigarettes?	32
55	Think of your four best friends (the friends you feel closest to). In the past year (12 months), how many of your best friends have: tried beer, wine or hard liquor (for example, vodka, whiskey, or gin) when their parents didn't know about it?	32
56	Think of your four best friends (the friends you feel closest to). In the past year (12 months), how many of your best friends have: used e-cigarettes, e-cigars, or e-hookahs?	32
57	Think of your four best friends (the friends you feel closest to). In the past year (12 months), how many of your best friends have: used marijuana?	33
58	Think of your four best friends (the friends you feel closest to). In the past year (12 months), how many of your best friends have: used prescription drugs or non-prescription drugs for the purpose of getting high?	33
59	Think of your four best friends (the friends you feel closest to). In the past year (12 months), how many of your best friends have: used synthetic marijuana (K2, spice) or bath salts?	33
60	Think of your four best friends (the friends you feel closest to). In the past year (12 months), how many of your best friends have: used LSD, cocaine, amphetamines, or other illegal drugs?	34
61	Think of your four best friends (the friends you feel closest to). In the past year (12 months), how many of your best friends have: been bullied?	34
62	Think of your four best friends (the friends you feel closest to). In the past year (12 months), how many of your best friends have: been suspended from school?	34
63	Think of your four best friends (the friends you feel closest to). In the past year (12 months), how many of your best friends have: carried a handgun?	35
64	Think of your four best friends (the friends you feel closest to). In the past year (12 months), how many of your best friends have: sold illegal drugs?	35
65	Think of your four best friends (the friends you feel closest to). In the past year (12 months), how many of your best friends have: regularly attended religious services?	35

66	Think of your four best friends (the friends you feel closest to). In the past year (12 months), how many of your best friends have: stolen or tried to steal a motor vehicle such as a car or motorcycle?	36
67	Think of your four best friends (the friends you feel closest to). In the past year (12 months), how many of your best friends have: been arrested?	36
68	Think of your four best friends (the friends you feel closest to). In the past year (12 months), how many of your best friends have: dropped out of school?	36
69	Think of your four best friends (the friends you feel closest to). In the past year (12 months), how many of your best friends have: been members of a gang?	37
70	How old were you when you first: smoked marijuana?	37
71	How old were you when you first: smoked a cigarette, even just a puff?	38
72	How old were you when you first: had more than a sip or two of beer, wine or hard liquor (for example, vodka, whiskey, or gin)?	38
73	How old were you when you first: began drinking alcoholic beverages regularly, that is, at least once or twice a month?	39
74	How old were you when you first: used Pegaramide (peg, Peggy)?	39
75	How old were you when you first: got suspended from school?	40
76	How old were you when you first: got arrested?	40
77	How old were you when you first: carried a handgun?	41
78	How old were you when you first: used e-cigarettes, e-cigars, or e-hookahs (vaping)?	41
79	How old were you when you first: belonged to a gang?	42
80	How old were you when you first: used prescription drugs not prescribed to you?	42
81	How wrong do you think it is for someone your age to: take a handgun to school?	43
82	How wrong do you think it is for someone your age to: steal anything?	43
83	How wrong do you think it is for someone your age to: pick a fight with someone?	43
84	How wrong do you think it is for someone your age to: attack someone with the idea of seriously hurting them?	44
85	How wrong do you think it is for someone your age to: stay away from school all day when their parents think they are at school?	44
86	How wrong do you think it is for someone your age to: drink beer, wine or hard liquor (for example, vodka, whiskey, or gin) regularly?	44
87	How wrong do you think it is for someone your age to: smoke cigarettes?	45
88	How wrong do you think it is for someone your age to: smoke marijuana?	45

89	How wrong do you think it is for someone your age to: use prescription drugs or non-prescription drugs for the purpose of getting high?	45
90	How wrong do you think it is for someone your age to: use synthetic marijuana (K2, spice) or bath salts?	46
91	How wrong do you think it is for someone your age to: use LSD, cocaine, amphetamines or another illegal drug?	46
92	How wrong do you think it is for someone your age to: use e-cigarettes, e-cigars or e-hookahs (vaping)?	46
93	At school during the past 12 months, did you receive help from the resource teacher, speech therapist or other special education teacher?	47
94	How many times in the past year (12 months) have you: been suspended from school?	47
95	How many times in the past year (12 months) have you: carried a handgun?	47
96	How many times in the past year (12 months) have you: sold illegal drugs?	48
97	How many times in the past year (12 months) have you: stolen or tried to steal a motor vehicle such as a car or motorcycle?	48
98	How many times in the past year (12 months) have you: participated in clubs, organizations or activities at school?	48
99	How many times in the past year (12 months) have you: been arrested?	49
100	How many times in the past year (12 months) have you: attacked someone with the idea of seriously hurting them?	49
101	How many times in the past year (12 months) have you: been drunk or high at school?	49
102	How many times in the past year (12 months) have you: taken a handgun to school?	50
103	How many times in the past year (12 months) have you: used e-cigarettes, e-cigars, or e-hookahs (vaping)?	50
104	Are you currently on probation, or assigned a probation officer with Juvenile Court?	50
105	Have you ever belonged to a gang?	51
106	If you have ever belonged to a gang, did that gang have a name?	51
107	You are at a party at someone's house, and one of your friends offers you a drink containing alcohol. What would you say or do?	51
108	How often do you attend religious services or activities?	52
109	I think sometimes it's okay to cheat at school.	52
110	It is important to think before you act.	52
111	Sometimes I think that life is not worth it.	53
112	At times I think I am no good at all.	53
113	All in all, I am inclined to think that I am a failure.	53
114	In the past year, have you felt depressed or sad MOST days, even if you felt okay sometimes?	54
115	It is all right to beat up people if they start the fight.	54

116	I think it is okay to take something without asking if you can get away with it.	54
117	Where do you get the most information about living a drug and alcohol free life? Parents/guardians	55
118	Where do you get the most information about living a drug and alcohol free life? Friends	55
119	Where do you get the most information about living a drug and alcohol free life? Family members	55
120	Where do you get the most information about living a drug and alcohol free life? School	56
121	Where do you get the most information about living a drug and alcohol free life? Internet	56
122	Where do you get the most information about living a drug and alcohol free life? TV	56
123	Where do you get the most information about living a drug and alcohol free life? Social media	57
124	How much do you think people risk harming themselves (physically or in other ways) if they: smoked one or more packs of cigarettes per day?	57
125	How much do you think people risk harming themselves (physically or in other ways) if they: try marijuana once or twice?	57
126	How much do you think people risk harming themselves (physically or in other ways) if they: smoke marijuana once or twice a week?	58
127	How much do you think people risk harming themselves (physically or in other ways) if they: take one or two drinks of an alcoholic beverage (beer, wine, liquor) nearly every day?	58
128	How much do you think people risk harming themselves (physically or in other ways) if they: have five or more drinks of an alcoholic beverage once or twice a weekend?	58
129	How much do you think people risk harming themselves (physically or in other ways) if they: use prescription drugs that are not prescribed to them?	59
130	How much do you think people risk harming themselves (physically or in other ways) if they: use non-prescription drugs to get high?	59
131	How much do you think people risk harming themselves (physically or in other ways) if they: use e-cigarettes, e-cigars, or e-hookahs?	59
132	Have you ever used smokeless tobacco (chew, snuff, plug, dipping tobacco, or chewing tobacco)?	60
133	How often have you used smokeless tobacco during the past 30 days?	60
134	Have you ever smoked cigarettes?	60
135	How frequently have you smoked cigarettes during the past 30 days?	61
136	Which statement best describes rules about smoking inside your home or your family cars?	61
137	Have you ever used e-cigarettes, e-cigars, or e-hookahs (vaping)?	61

138	How frequently have you used e-cigarettes, e-cigars, or e-hookahs (vaping)?	62
139	During this school year, were you taught in any of your classes about the dangers of tobacco use?	62
140	During the past 12 months, have you participated in any community activities to discourage people your age from using cigarettes, chewing tobacco, snuff, dip or cigars, e-cigarettes, e-cigars, or e-hookahs?	62
141	Think back over the last two weeks. How many times have you had five or more alcoholic drinks in a row?	63
142	During the past 30 days, how many times did you ride in a car or other vehicle driven by someone who had been drinking alcohol or using drugs to get high?	63
143	During the past 30 days, how many times did you drive a car or other vehicle when you had been drinking alcohol or using drugs to get high?	63
144	If you drank alcohol (not just a sip or taste) in the past year, where did you usually drink it?	64
145	How do you feel about someone your age having one or two drinks of an alcoholic beverage nearly every day?	64
146	On how many occasions have you had alcoholic beverages (beer, wine or hard liquor) to drink in your lifetime - more than just a few sips?	64
147	On how many occasions have you drunk one or more drinks of an alcoholic beverage during the past 30 days?	65
148	On how many occasions have you used marijuana (grass, pot) or hashish (hash, hash oil) in your lifetime?	65
149	On how many occasions have you used marijuana (grass, pot) or hashish (hash, hash oil) during the past 30 days?	65
150	On how many occasions have you used LSD or other psychedelics in your lifetime?	66
151	On how many occasions have you used LSD or other psychedelics during the past 30 days?	66
152	On how many occasions have you used cocaine or crack in your lifetime?	66
153	On how many occasions have you used cocaine or crack during the past 30 days?	67
154	On how many occasions have you sniffed glue, breathed the contents of an aerosol spray can, or inhaled other gases or sprays, in order to get high in your lifetime?	67
155	On how many occasions have you sniffed glue, breathed the contents of an aerosol spray can, or inhaled other gases or sprays, in order to get high during the past 30 days?	67
156	On how many occasions have you used Pegaramide (peg, Peggy, etc.) in your lifetime?	68

157	On how many occasions have you used Pegaramide (peg, Peggy, etc.) during the past 30 days?	68
158	On how many occasions have you used synthetic marijuana (K2, spice) in your lifetime?	68
159	On how many occasions have you used synthetic marijuana (K2, spice) during the past 30 days?	69
160	On how many occasions have you used methamphetamines (meth, speed, crank, crystal meth) in your lifetime?	69
161	On how many occasions have you used methamphetamines (meth, speed, crank, crystal meth) in the past 30 days?	69
162	On how many occasions have you used other chemical products (bath salts, plant food, etc.) in your lifetime?	70
163	On how many occasions have you used other chemical products (bath salts, plant food, etc.) during the past 30 days?	70
164	On how many occasions have you used heroin or other opiates in your lifetime?	70
165	On how many occasions have you used heroin or other opiates during the past 30 days?	71
166	On how many occasions have you used MDMA ('X', 'E', or ecstasy) in your lifetime?	71
167	On how many occasions have you used MDMA ('X', 'E', or ecstasy) during the past 30 days?	71
168	On how many occasions have you taken prescription drugs (such as Valium, Xanax, Ritalin, Adderall, OxyContin, Tramadol, or sleeping pills) not prescribed to you in your lifetime?	72
169	On how many occasions have you taken prescription drugs (such as Valium, Xanax, Ritalin, Adderall, OxyContin, Tramadol, or sleeping pills) not prescribed to you during the past 30 days?	72
170	On how many occasions have you taken non-prescription medicines such as diet pills (for example, Dietac, Dexatrim or Prolamine), stay-awake pills (for example No-Doz, Vivarin, or Wake), or cough or cold medicines (robos, DXM, etc.) to get high in your lifetime?	72
171	On how many occasions have you taken non-prescription medicines such as diet pills (for example, Dietac, Dexatrim or Prolamine), stay-awake pills (for example No-Doz, Vivarin, or Wake), or cough or cold medicines (robos, DXM, etc.) to get high during the past 30 days?	73
172	On how many occasions have you been drunk or very high from drinking alcoholic beverages during the past 30 days?	73
173	On how many occasions have you drunk flavored alcoholic beverages, sometimes called 'alcopops' (like Mike's Hard Lemonade, Smirnoff Ice, Bacardi Breezers, etc.) in your lifetime?	73
174	On how many occasions have you drunk flavored alcoholic beverages, sometimes called 'alcopops' (like Mike's Hard Lemonade, Smirnoff Ice, Bacardi Breezers, etc.) during the past 30 days?	74

175	If you smoked cigarettes (not just a puff or drag) in the past year, how did you usually get them?	74
176	If you used e-cigarettes, e-cigars, or e-hookahs (not just a puff or drag) in the past year, how did you usually get them? - I did not use e-cigarettes, e-cigars, or e-hookahs in the past year	75
177	If you used e-cigarettes, e-cigars, or e-hookahs (not just a puff or drag) in the past year, how did you usually get them? - I bought them in a store such as a convenience store, supermarket, discount store, or gas station	75
178	If you used e-cigarettes, e-cigars, or e-hookahs (not just a puff or drag) in the past year, how did you usually get them? - I got them on the Internet	75
179	If you used e-cigarettes, e-cigars, or e-hookahs (not just a puff or drag) in the past year, how did you usually get them? - I got them at a store that sells electronic cigarettes, such as a "vape shop"	75
180	If you used e-cigarettes, e-cigars, or e-hookahs (not just a puff or drag) in the past year, how did you usually get them? - I got them from a family member	76
181	If you used e-cigarettes, e-cigars, or e-hookahs (not just a puff or drag) in the past year, how did you usually get them? - I got them from a friend	76
182	If you used e-cigarettes, e-cigars, or e-hookahs (not just a puff or drag) in the past year, how did you usually get them? - A stranger got them for me	76
183	If you used e-cigarettes, e-cigars, or e-hookahs (not just a puff or drag) in the past year, how did you usually get them? - I took them from a store or shop	76
184	If you used e-cigarettes, e-cigars, or e-hookahs (not just a puff or drag) in the past year, how did you usually get them? - I got them some other way	77
185	If you used marijuana (grass, pot) (not just a puff or drag) in the past year, how did you usually get it? - I did not use marijuana (grass, pot) in the past year	77
186	If you used marijuana (grass, pot) (not just a puff or drag) in the past year, how did you usually get it? - I bought it myself	77
187	If you used marijuana (grass, pot) (not just a puff or drag) in the past year, how did you usually get it? - I got it from someone at school	77
188	If you used marijuana (grass, pot) (not just a puff or drag) in the past year, how did you usually get it? - I got it from someone with a medical marijuana card	78
189	If you used marijuana (grass, pot) (not just a puff or drag) in the past year, how did you usually get it? - I got it from my brother or sister	78

190	If you used marijuana (grass, pot) (not just a puff or drag) in the past year, how did you usually get it? - I got it from another relative	78
191	If you used marijuana (grass, pot) (not just a puff or drag) in the past year, how did you usually get it? - Other	78
192	If you drank alcohol (not just a sip or taste) in the past year, how did you usually get it?	79
193	If you used prescription drugs or over the counter drugs without a doctor telling you to use it or for the purpose of getting high, where did you get these drugs? - Did not use	79
194	If you used prescription drugs or over the counter drugs without a doctor telling you to use it or for the purpose of getting high, where did you get these drugs? - Bought or took from store or shop	80
195	If you used prescription drugs or over the counter drugs without a doctor telling you to use it or for the purpose of getting high, where did you get these drugs? - Got from parents with permission	80
196	If you used prescription drugs or over the counter drugs without a doctor telling you to use it or for the purpose of getting high, where did you get these drugs? - Got from home without permission	80
197	If you used prescription drugs or over the counter drugs without a doctor telling you to use it or for the purpose of getting high, where did you get these drugs? - Got from relative with permission	80
198	If you used prescription drugs or over the counter drugs without a doctor telling you to use it or for the purpose of getting high, where did you get these drugs? - Got from relative without permission	81
199	If you used prescription drugs or over the counter drugs without a doctor telling you to use it or for the purpose of getting high, where did you get these drugs? - Got from friend's home with permission	81
200	If you used prescription drugs or over the counter drugs without a doctor telling you to use it or for the purpose of getting high, where did you get these drugs? - Got from friend's home without permission	81
201	If you used prescription drugs or over the counter drugs without a doctor telling you to use it or for the purpose of getting high, where did you get these drugs? - Got from friend at school	81
202	If you used prescription drugs or over the counter drugs without a doctor telling you to use it or for the purpose of getting high, where did you get these drugs? - Got from friend at party	82
203	If you used prescription drugs or over the counter drugs without a doctor telling you to use it or for the purpose of getting high, where did you get these drugs? - Got from friend, elsewhere	82
204	If you used prescription drugs or over the counter drugs without a doctor telling you to use it or for the purpose of getting high, where did you get these drugs? - Got from internet sale	82
205	During the last month, about how many marijuana cigarettes, or the equivalent, did you smoke a day, on the average?	83

206	How wrong do your friends feel it would be for YOU to: have one or two drinks of an alcoholic beverage nearly every day?	83
207	How wrong do your friends feel it would be for YOU to: smoke tobacco?	83
208	How wrong do your friends feel it would be for YOU to: smoke marijuana?	84
209	How wrong do your friends feel it would be for YOU to: use prescription drugs not prescribed to you?	84
210	How wrong would most adults (over 21) in your neighborhood think it is for kids your age: to use marijuana?	84
211	How wrong would most adults (over 21) in your neighborhood think it is for kids your age: to drink alcohol?	85
212	How wrong would most adults (over 21) in your neighborhood think it is for kids your age: to smoke cigarettes?	85
213	How much do each of the following statements describe your neighborhood? crime and/or drug selling	85
214	How much do each of the following statements describe your neighborhood? fights	86
215	How much do each of the following statements describe your neighborhood? lots of empty or abandoned buildings	86
216	How much do each of the following statements describe your neighborhood? lots of graffiti	86
217	I feel safe in my neighborhood.	87
218	If a kid smoked marijuana in your neighborhood would he or she be caught by the police?	87
219	If a kid drank some beer, wine or hard liquor (for example, vodka, whiskey, or gin) in your neighborhood would he or she be caught by the police?	87
220	If a kid carried a handgun in your neighborhood would he or she be caught by the police?	88
221	If you wanted to get some cigarettes, how easy would it be for you to get some?	88
222	If you wanted to get some beer, wine or hard liquor (for example, vodka, whiskey, or gin), how easy would it be for you to get some?	88
223	If you wanted to get a drug like cocaine, LSD, or amphetamines, how easy would it be for you to get some?	89
224	If you wanted to get a handgun, how easy would it be for you to get one?	89
225	If you wanted to get some marijuana, how easy would it be for you to get some?	89
226	If you wanted to get prescription drugs for the purpose of getting high, how easy would it be for you to get some?	90
227	If you wanted to get synthetic marijuana such as K2 or chemical products such as bath salts to get high, how easy would it be for you to get some?	90

228	If you wanted to get steroids to use or to enhance athletic performance, how easy would it be for you to get some?	90
229	If you wanted to get e-cigarettes, e-cigars, or e-hookahs, how easy would it be for you to get some?	91
230	During the past 12 months, have you participated in any alcohol prevention programs or seen any alcohol prevention messages in your school or community? Yes, a school-based program focused on preventing underage drinking and/or drinking and driving.	91
231	During the past 12 months, have you participated in any alcohol prevention programs or seen any alcohol prevention messages in your school or community? Yes, a community-based program focused on preventing underage drinking and/or drinking and driving (for example, through your church or temple or through youth groups like Boys and Girls Club or 4-H).	91
232	During the past 12 months, have you participated in any alcohol prevention programs or seen any alcohol prevention messages in your school or community? Yes, a media campaign addressing underage drinking and/or drinking and driving (for example, newspaper ads, posters, pamphlets, radio, TV).	92
233	During the past 12 months, have you participated in any alcohol prevention programs or seen any alcohol prevention messages in your school or community? No	92
234	How wrong do your parents feel it would be for YOU to: have one or two drinks of an alcoholic beverage nearly every day?	92
235	How wrong do your parents feel it would be for YOU to: smoke tobacco?	92
236	How wrong do your parents feel it would be for YOU to: smoke marijuana?	93
237	How wrong do your parents feel it would be for YOU to: use prescription drugs not prescribed to you?	93
238	How wrong do your parents feel it would be for YOU to: steal something?	93
239	How wrong do your parents feel it would be for YOU to: draw graffiti, write things, or draw pictures on buildings or other property (without the owner's permission)?	94
240	How wrong do your parents feel it would be for YOU to: pick a fight with someone?	94
241	During the past 12 months, have you talked with at least one of your parents about the dangers of underage drinking and/or drinking and driving? By parents, we mean either your biological parents, adoptive parents, stepparents, or adult guardians - whether or not they live with you.	94
242	The rules in my family are clear.	95
243	People in my family have serious arguments about the same things, and often insult or yell at each other.	95

244	When I am not at home, one of my parents knows where I am and who I am with.	95
245	My family has clear rules about alcohol and drug use.	96
246	If you skipped school would you be caught by your parents?	96
247	My parents ask if I've gotten my homework done.	96
248	Would your parents know if you did not come home on time?	97
249	Do you know how to properly dispose of leftover prescription drugs?	97
250	Have any of your brothers or sisters ever: drunk beer, wine or hard liquor (for example, vodka, whiskey or gin)?	97
251	Have any of your brothers or sisters ever: smoked marijuana?	97
252	Have any of your brothers or sisters ever: smoked cigarettes?	98
253	Have any of your brothers or sisters ever: taken a handgun to school?	98
254	Have any of your brothers or sisters ever: been suspended or expelled from school?	98
255	Have any of your brothers or sisters ever: used e-cigarettes, e-cigars or e-hookahs (vaping)?	98
256	Have any of your brothers or sisters ever: used prescription drugs not prescribed to him/her?	99
257	Have you changed homes in the past year (the last 12 months)?	99
258	How many times have you changed homes since kindergarten?	99
259	Have you changed schools (including changing from elementary to middle and middle to high school) in the past year?	99
260	How many times have you changed schools since kindergarten (including changing from elementary to middle and middle to high school)?	100
261	Has anyone in your family ever had severe alcohol or drug problems?	100
262	About how many adults (over 21) have you known personally who in the past year have: used marijuana, crack, cocaine, or other drugs?	100
263	About how many adults (over 21) have you known personally who in the past year have: sold or dealt drugs?	101
264	About how many adults (over 21) have you known personally who in the past year have: done other things that could get them in trouble with the police, like stealing, selling stolen goods, mugging or assaulting others, etc.?	101
265	About how many adults (over 21) have you known personally who in the past year have: gotten drunk or high?	101
266	How honest were you in filling out this survey?	102

List of Figures

1	Grade Chart	12
2	Gender Chart	13
3	Age Chart	14

1 INTRODUCTION

This report was generated from data collected on the *2017 Arkansas Prevention Needs Assessment Student Survey*. This report contains basic frequency tables of all data collected and graphs on the selected demographic variables of grade, gender and age.

Questions regarding the information found in this report can be directed to:

International Survey Associates dba Pride Surveys

Mr. Jay Gleaton

2140 Newmarket Parkway

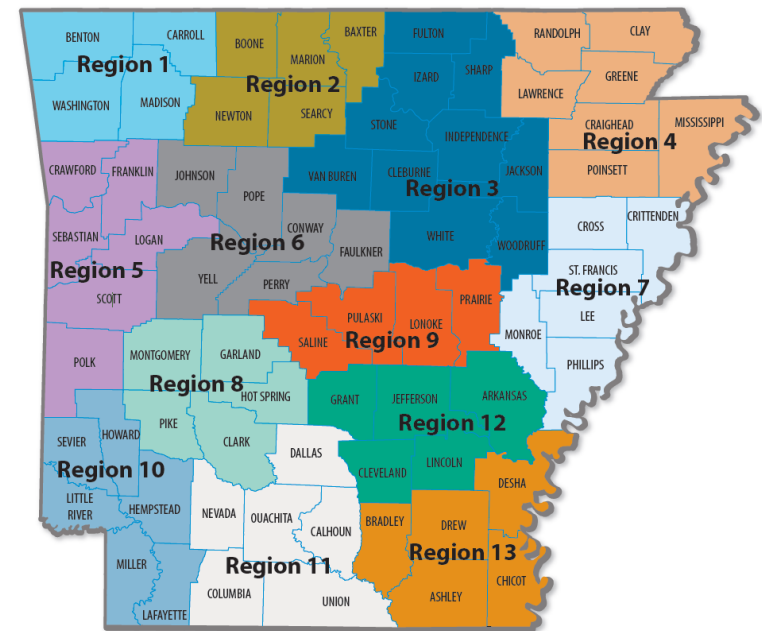
Suite 116

Marietta, GA 30067

Telephone: (800) 279-6361

Fax: (770) 726-9327

Website: <http://www.pridesurveys.com>



A note on the changing regions:

For the purposes of prevention in the state of Arkansas in 2013 the state moved from a 13-region system to an 8-region system. For the 2017 survey year the state reverted back to a 13-region system.

What this means for your regional data:

We have retroactively calculated all tables and year to year comparisons for THIS REPORT back to 13 regions. Because of this your reports from 2013 to 2016 that contain 8-regions CAN NOT BE COMPARED directly with this year's regional report. Regional reports will have different school groupings and will not be representative of the current 13-region system.

To reiterate, data in this report going back in time is comparable to previous years in the report because we recalculated previous years to 13 regions. However, the data should not be compared against any regional report going back 4 years because the regions were defined differently and represent different cohorts of students.

What this means for statewide, county, and school data:

This change will only affect the regional data. All other data is comparable with previous years.

Grade Chart

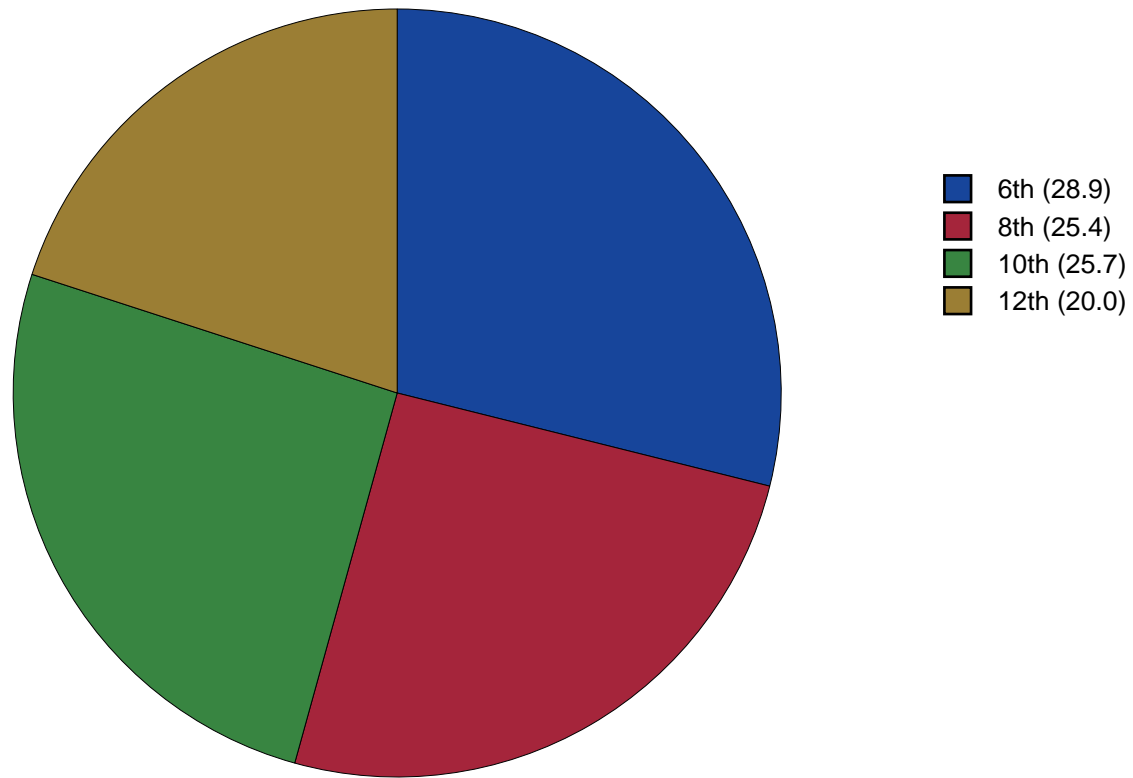


Figure 1: Grade Chart

Gender Chart

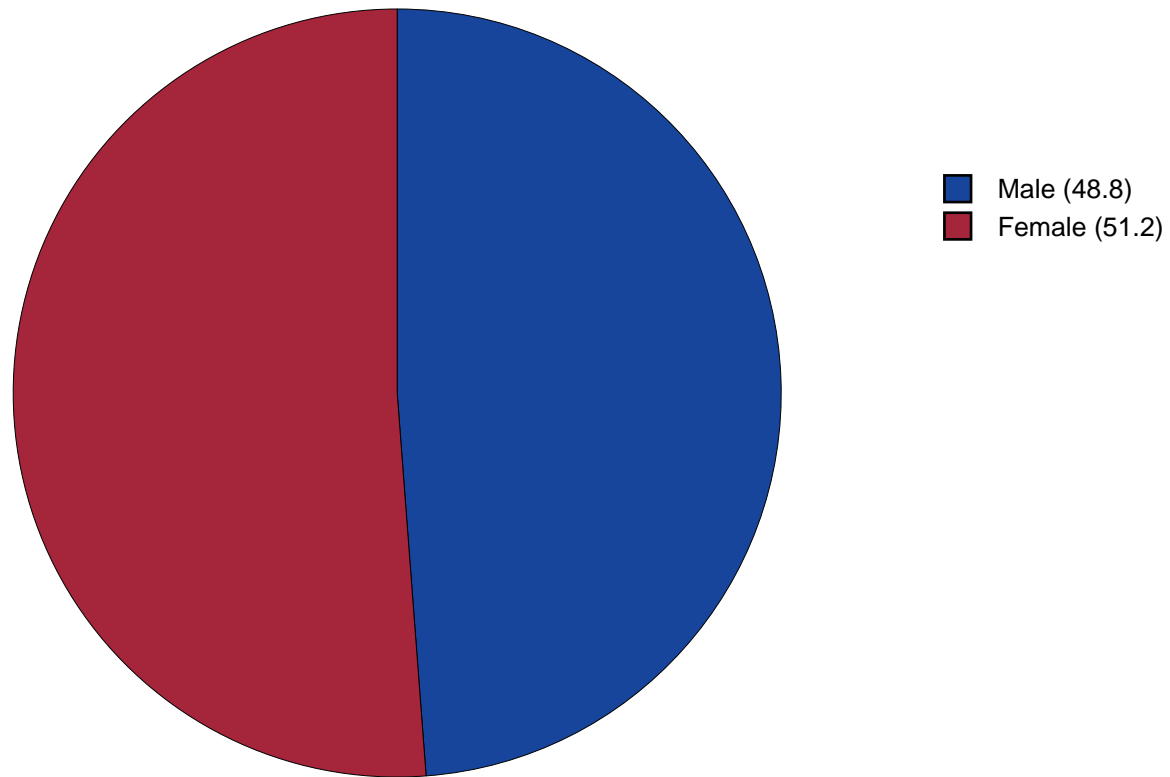


Figure 2: Gender Chart

Age Chart

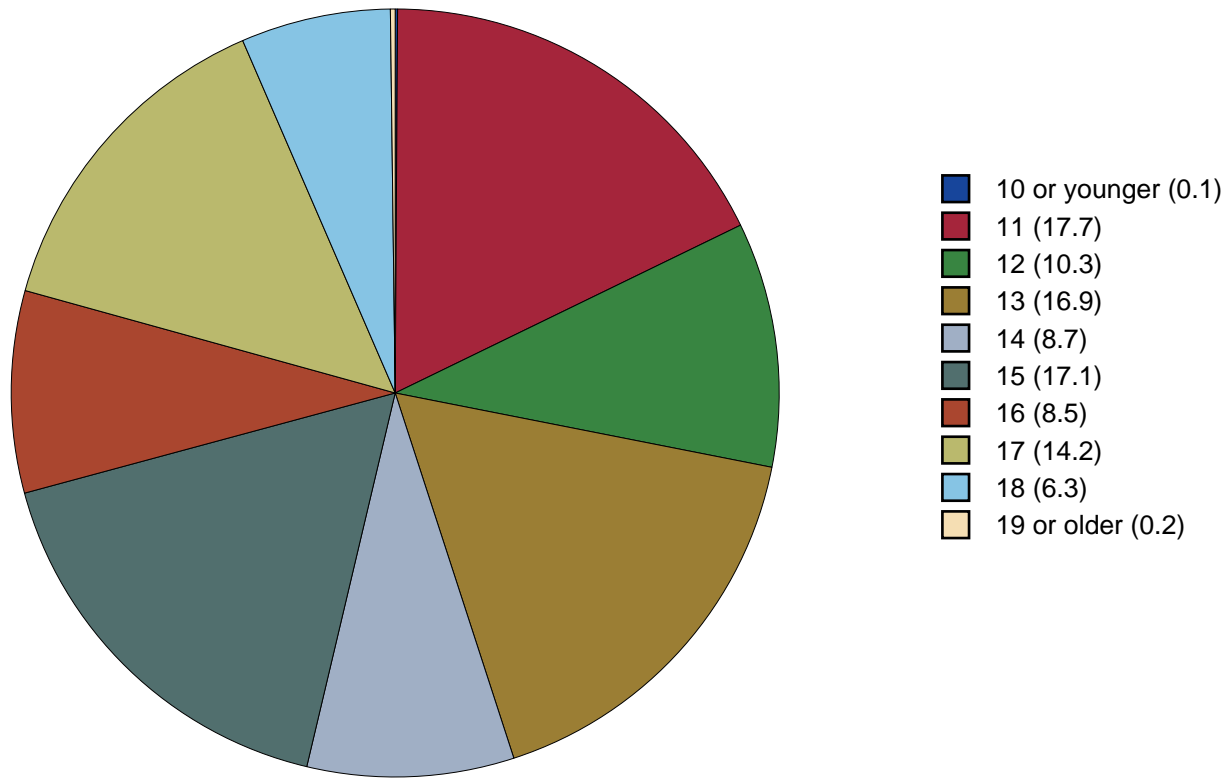


Figure 3: Age Chart

2 PERCENTAGE TABLES

The following tables contain frequency distribution detailing how your students responded to each question on the survey. The tables appear in the same order as the questions on the survey. The tables include breakdowns by grade level as well as overall percentages. The *N of Valid* row is a frequency count of the number of valid responses to each question for each grade and overall. The *N of Miss* row is a frequency count of the number of invalid (marked more than one response) or missing (i.e. did not respond) responses to each question for each grade and overall.

For the questions that allowed more than one response (i.e. race, live with, etc.) each response becomes a separate table. If a student did not mark the response, that was counted as a NO response, and if they did mark the response, that was counted as a YES response. Since a non response is a valid response for these questions, the *N of Miss* will always be zero for these questions.

Table 1: Gender



Response	6	8	10	12	Total	
Male	49.8	47.8	47.8	50.1	48.8	
Female	50.2	52.2	52.2	49.9	51.2	
N of Valid	1179	1029	1037	803	4048	
N of Miss	8	14	16	18	56	

Table 2: Age











Response	6	8	10	12	Total	
10 or younger	0.4	0.0	0.0	0.0	0.1	
11	61.4	0.0	0.0	0.0	17.7	
12	35.6	0.2	0.0	0.0	10.3	
13	2.6	63.5	0.0	0.0	16.9	
14	0.0	34.0	0.3	0.0	8.7	
15	0.0	2.3	64.4	0.0	17.1	
16	0.0	0.0	32.5	0.9	8.5	
17	0.0	0.0	2.7	67.2	14.2	
18	0.0	0.0	0.2	31.0	6.3	
19 or older	0.0	0.0	0.0	1.0	0.2	
N of Valid	1180	1038	1047	819	4084	
N of Miss	7	5	6	2	20	

Table 3: Are you Hispanic or Latino?



Response	6	8	10	12	Total	
No	92.7	94.3	94.9	96.4	94.4	
Yes	7.3	5.7	5.1	3.6	5.6	
N of Valid	1092	1003	1031	808	3934	
N of Miss	95	40	22	13	170	

Table 4: What is your race? Black or African American



Response	6	8	10	12	Total	
No	62.5	61.2	58.8	64.8	61.7	
Yes	37.5	38.8	41.2	35.2	38.3	
N of Valid	1177	1040	1046	813	4076	
N of Miss	0	0	0	0	0	

Table 5: What is your race? Asian



Response	6	8	10	12	Total	
No	98.7	98.6	98.5	97.9	98.5	
Yes	1.3	1.4	1.5	2.1	1.5	
N of Valid	1177	1040	1046	813	4076	
N of Miss	0	0	0	0	0	

Table 6: What is your race? American Indian



Response	6	8	10	12	Total	
No	94.6	93.8	96.4	97.4	95.4	
Yes	5.4	6.2	3.6	2.6	4.6	
N of Valid	1177	1040	1046	813	4076	
N of Miss	0	0	0	0	0	

Table 7: What is your race? Alaska Native



Response	6	8	10	12	Total	
No	99.9	100.0	100.0	99.9	100.0	
Yes	0.1	0.0	0.0	0.1	0.0	
N of Valid	1177	1040	1046	813	4076	
N of Miss	0	0	0	0	0	

Table 8: What is your race? White



Response	6	8	10	12	Total	
No	44.8	42.7	44.5	38.0	42.8	
Yes	55.2	57.3	55.5	62.0	57.2	
N of Valid	1177	1040	1046	813	4076	
N of Miss	0	0	0	0	0	

Table 9: What is your race? Native Hawaiian or Other Pacific Islander



Response	6	8	10	12	Total	
No	99.3	99.0	99.7	99.5	99.4	
Yes	0.7	1.0	0.3	0.5	0.6	
N of Valid	1177	1040	1046	813	4076	
N of Miss	0	0	0	0	0	

Table 10: What is your race? Other



Response	6	8	10	12	Total	
No	90.3	93.9	95.9	96.9	94.0	
Yes	9.7	6.1	4.1	3.1	6.0	
N of Valid	1177	1040	1046	813	4076	
N of Miss	0	0	0	0	0	

Table 11: What is the highest level of schooling completed by your mother or father?









Response	6	8	10	12	Total	
Completed grade school or less	3.3	3.0	1.2	1.4	2.3	
Some high school	2.8	3.6	10.5	12.5	6.9	
Completed high school	12.5	16.2	19.1	21.5	16.9	
Some college	10.4	13.3	16.1	16.5	13.9	
Completed college	22.6	28.1	29.8	29.8	27.3	
Graduate or professional school after college	12.6	12.8	11.1	11.6	12.1	
Don't know	33.6	21.6	11.9	4.6	19.1	
Does not apply	2.2	1.3	0.4	2.1	1.5	
N of Valid	1145	1004	1028	801	3978	
N of Miss	42	39	25	20	126	

Table 12: Think of where you live most of the time. Which of the following people live there with you? Mother



Response	6	8	10	12	Total	
No	12.3	16.6	16.0	16.3	15.2	
Yes	87.7	83.4	84.0	83.7	84.8	
N of Valid	1178	1034	1044	815	4071	
N of Miss	0	0	0	0	0	

Table 13: Think of where you live most of the time. Which of the following people live there with you? Stepmother



Response	6	8	10	12	Total	
No	93.2	93.1	93.3	94.6	93.5	
Yes	6.8	6.9	6.7	5.4	6.5	
N of Valid	1178	1034	1044	815	4071	
N of Miss	0	0	0	0	0	

Table 14: Think of where you live most of the time. Which of the following people live there with you? Foster Mother



Response	6	8	10	12	Total	
No	99.4	99.2	99.1	99.4	99.3	
Yes	0.6	0.8	0.9	0.6	0.7	
N of Valid	1178	1034	1044	815	4071	
N of Miss	0	0	0	0	0	

Table 15: Think of where you live most of the time. Which of the following people live there with you? Grandmother



Response	6	8	10	12	Total	
No	83.0	83.7	84.9	88.0	84.6	
Yes	17.0	16.3	15.1	12.0	15.4	
N of Valid	1178	1034	1044	815	4071	
N of Miss	0	0	0	0	0	

Table 16: Think of where you live most of the time. Which of the following people live there with you? Aunt



Response	6	8	10	12	Total	
No	93.2	95.6	95.7	96.7	95.2	
Yes	6.8	4.4	4.3	3.3	4.8	
N of Valid	1178	1034	1044	815	4071	
N of Miss	0	0	0	0	0	

Table 17: Think of where you live most of the time. Which of the following people live there with you? Father



Response	6	8	10	12	Total	
No	47.5	48.5	50.6	47.2	48.5	
Yes	52.5	51.5	49.4	52.8	51.5	
N of Valid	1178	1034	1044	815	4071	
N of Miss	0	0	0	0	0	

Table 18: Think of where you live most of the time. Which of the following people live there with you? Stepfather



Response	6	8	10	12	Total	
No	83.9	84.4	83.0	86.5	84.3	
Yes	16.1	15.6	17.0	13.5	15.7	
N of Valid	1178	1034	1044	815	4071	
N of Miss	0	0	0	0	0	

Table 19: Think of where you live most of the time. Which of the following people live there with you? Foster Father



Response	6	8	10	12	Total	
No	99.5	99.3	99.6	99.5	99.5	
Yes	0.5	0.7	0.4	0.5	0.5	
N of Valid	1178	1034	1044	815	4071	
N of Miss	0	0	0	0	0	

Table 20: Think of where you live most of the time. Which of the following people live there with you? Grandfather



Response	6	8	10	12	Total	
No	89.6	91.3	93.4	94.4	92.0	
Yes	10.4	8.7	6.6	5.6	8.0	
N of Valid	1178	1034	1044	815	4071	
N of Miss	0	0	0	0	0	

Table 21: Think of where you live most of the time. Which of the following people live there with you? Uncle



Response	6	8	10	12	Total	
No	93.9	95.8	96.4	96.7	95.6	
Yes	6.1	4.2	3.6	3.3	4.4	
N of Valid	1178	1034	1044	815	4071	
N of Miss	0	0	0	0	0	

Table 22: Think of where you live most of the time. Which of the following people live there with you? Other Adults



Response	6	8	10	12	Total	
No	96.3	98.3	98.6	98.3	97.8	
Yes	3.7	1.7	1.4	1.7	2.2	
N of Valid	1178	1034	1044	815	4071	
N of Miss	0	0	0	0	0	

Table 23: Think of where you live most of the time. Which of the following people live there with you? Brother(s)



Response	6	8	10	12	Total	
No	53.3	56.8	58.8	64.9	57.9	
Yes	46.7	43.2	41.2	35.1	42.1	
N of Valid	1178	1034	1044	815	4071	
N of Miss	0	0	0	0	0	

Table 24: Think of where you live most of the time. Which of the following people live there with you? Stepbrother(s)



Response	6	8	10	12	Total	
No	94.0	96.0	95.6	96.9	95.5	
Yes	6.0	4.0	4.4	3.1	4.5	
N of Valid	1178	1034	1044	815	4071	
N of Miss	0	0	0	0	0	

Table 25: Think of where you live most of the time. Which of the following people live there with you? Sister(s)



Response	6	8	10	12	Total	
No	52.9	56.5	60.6	65.8	58.4	
Yes	47.1	43.5	39.4	34.2	41.6	
N of Valid	1178	1034	1044	815	4071	
N of Miss	0	0	0	0	0	

Table 26: Think of where you live most of the time. Which of the following people live there with you? Stepsister(s)

Response	6	8	10	12	Total	
No	94.1	96.2	96.7	96.8	95.9	
Yes	5.9	3.8	3.3	3.2	4.1	
N of Valid	1178	1034	1044	815	4071	
N of Miss	0	0	0	0	0	

Table 27: Think of where you live most of the time. Which of the following people live there with you? Other Children

Response	6	8	10	12	Total	
No	95.0	96.2	96.6	96.7	96.0	
Yes	5.0	3.8	3.4	3.3	4.0	
N of Valid	1178	1034	1044	815	4071	
N of Miss	0	0	0	0	0	

Table 28: In my school, students have lots of chances to help decide things like class activities and rules.

Response	6	8	10	12	Total	
NO!	18.0	15.2	16.1	18.2	16.8	
no	36.3	36.3	38.4	37.1	37.0	
yes	38.1	43.0	38.4	38.1	39.4	
YES!	7.6	5.5	7.0	6.7	6.7	
N of Valid	1150	1024	1025	809	4008	
N of Miss	37	19	28	12	96	

Table 29: Teachers ask me to work on special classroom projects.

Response	6	8	10	12	Total	
NO!	9.3	8.9	7.3	10.4	8.9	
no	29.9	36.9	40.1	37.8	35.9	
yes	45.8	45.5	44.7	43.1	44.9	
YES!	15.0	8.7	7.9	8.8	10.3	
N of Valid	1156	1026	1017	810	4009	
N of Miss	31	17	36	11	95	

Table 30: My teacher(s) notices when I am doing a good job and lets me know about it.

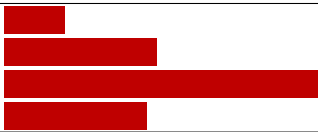
Response	6	8	10	12	Total	
NO!	6.0	7.8	8.2	7.7	7.4	
no	18.8	21.6	26.6	23.9	22.5	
yes	47.2	48.5	48.3	53.5	49.1	
YES!	28.0	22.1	17.0	14.9	21.0	
N of Valid	1152	1024	1013	806	3995	
N of Miss	35	19	40	15	109	

Table 31: There are lots of chances for students in my school to get involved in sports, clubs, and other school activities outside of class.


Response	6	8	10	12	Total	
NO!	4.7	3.4	2.8	3.9	3.7	
no	12.7	8.5	8.3	11.8	10.4	
yes	40.1	42.7	48.4	45.2	43.9	
YES!	42.5	45.4	40.4	39.0	42.0	
N of Valid	1161	1028	1018	812	4019	
N of Miss	26	15	35	9	85	

Table 32: There are lots of chances for students in my school to talk with a teacher one-on-one.

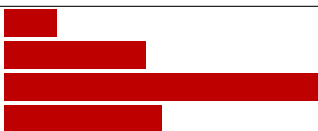
Response	6	8	10	12	Total	
NO!	5.7	5.4	6.0	7.7	6.1	
no	17.2	19.9	25.8	20.8	20.8	
yes	44.6	51.1	51.0	53.5	49.7	
YES!	32.5	23.6	17.2	18.0	23.4	
N of Valid	1152	1024	1007	807	3990	
N of Miss	35	19	46	14	114	

Table 33: I feel safe at my school.

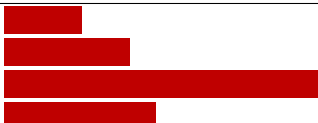
Response	6	8	10	12	Total	
NO!	8.9	10.3	12.7	9.0	10.3	
no	12.9	19.8	23.7	16.5	18.1	
yes	40.6	50.7	51.1	57.5	49.2	
YES!	37.6	19.1	12.5	17.1	22.4	
N of Valid	1151	1019	1014	802	3986	
N of Miss	36	24	39	19	118	

Table 34: The school lets my parents know when I have done something well.


Response	6	8	10	12	Total	
NO!	14.3	20.9	25.0	27.5	21.4	
no	32.2	45.0	47.3	47.0	42.3	
yes	37.5	26.1	23.3	21.5	27.7	
YES!	16.1	8.0	4.3	4.1	8.6	
N of Valid	1150	1023	1014	805	3992	
N of Miss	37	20	39	16	112	

Table 35: My teachers praise me when I work hard in school.


Response	6	8	10	12	Total	
NO!	15.4	14.7	15.6	15.3	15.2	
no	31.0	40.5	44.8	43.0	39.3	
yes	38.6	35.7	32.1	33.6	35.2	
YES!	15.1	9.2	7.5	8.1	10.2	
N of Valid	1140	1016	1005	804	3965	
N of Miss	47	27	48	17	139	

Table 36: Are your school grades better than the grades of most students in your class?

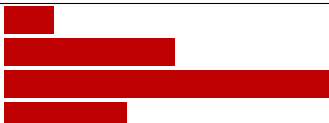
Response	6	8	10	12	Total	
NO!	5.7	7.2	5.7	3.6	5.6	
no	26.9	25.8	25.7	23.1	25.5	
yes	47.8	50.0	53.4	54.9	51.2	
YES!	19.6	17.1	15.2	18.4	17.6	
N of Valid	1131	1019	1013	809	3972	
N of Miss	56	24	40	12	132	

Table 37: I have lots of chances to be part of class discussions or activities.


Response	6	8	10	12	Total	
NO!	5.6	3.5	3.9	4.0	4.3	
no	14.2	14.2	14.8	17.6	15.0	
yes	47.2	55.9	62.2	59.9	55.8	
YES!	33.1	26.3	19.1	18.6	24.9	
N of Valid	1149	1021	1013	807	3990	
N of Miss	38	22	40	14	114	

Table 38: Now thinking back over the past year in school, how often did you: enjoy being in school?

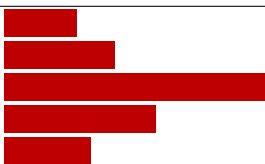
Response	6	8	10	12	Total	
Never	7.6	9.7	10.5	10.3	9.4	
Seldom	10.5	16.7	17.7	18.9	15.6	
Sometimes	36.6	41.3	43.9	42.8	40.9	
Often	24.0	22.7	20.5	21.8	22.4	
Almost always	21.3	9.5	7.4	6.2	11.7	
N of Valid	1155	1029	1018	806	4008	
N of Miss	32	14	35	15	96	

Table 39: Now thinking back over the past year in school, how often did you: hate being in school?

Response	6	8	10	12	Total	
Never	16.5	8.8	4.4	4.1	8.9	
Seldom	28.1	19.6	18.9	19.4	21.8	
Sometimes	29.3	35.4	39.8	38.4	35.4	
Often	13.7	20.8	22.5	23.9	19.8	
Almost always	12.3	15.4	14.4	14.3	14.0	
N of Valid	1144	1017	1013	805	3979	
N of Miss	43	26	40	16	125	

Table 40: Now thinking back over the past year in school, how often did you: try to do your best work in school?

Response	6	8	10	12	Total	
Never	0.4	0.8	0.9	0.6	0.7	
Seldom	0.8	2.5	2.1	2.1	1.8	
Sometimes	3.6	10.9	12.0	12.6	9.4	
Often	14.9	27.6	30.8	35.6	26.4	
Almost always	80.4	58.3	54.3	49.1	61.7	
N of Valid	1140	1018	1010	803	3971	
N of Miss	47	25	43	18	133	

Table 41: How often do you feel that the school work you are assigned is meaningful and important?

Response	6	8	10	12	Total	
Never	2.7	7.5	6.6	7.5	5.9	
Seldom	9.0	16.1	22.8	23.4	17.2	
Sometimes	19.0	30.6	38.1	38.1	30.7	
Often	34.3	30.5	21.7	23.5	27.9	
Almost always	35.0	15.4	10.7	7.6	18.3	
N of Valid	1145	1021	1008	805	3979	
N of Miss	42	22	45	16	125	

Table 42: Putting them all together, what were your grades like last year?

Response	6	8	10	12	Total
Mostly F's	0.8	1.5	0.6	0.6	0.9
Mostly D's	1.4	3.4	3.6	1.5	2.5
Mostly C's	8.3	13.9	17.7	15.8	13.7
Mostly B's	32.7	39.0	36.4	41.4	37.1
Mostly A's	56.7	42.2	41.7	40.7	45.9
N of Valid	1082	978	985	797	3842
N of Miss	105	65	68	24	262

Table 43: How important do you think the things you are learning in school are going to be for your later life?

Response	6	8	10	12	Total
Very important	53.0	29.3	16.5	13.1	29.6
Quite important	25.1	28.0	21.0	19.1	23.6
Fairly important	14.1	24.0	31.8	34.6	25.2
Slightly important	6.4	14.9	25.1	26.9	17.4
Not at all important	1.5	3.8	5.6	6.4	4.1
N of Valid	1157	1025	1009	803	3994
N of Miss	30	18	44	18	110

Table 44: During the LAST FOUR WEEKS how many whole days of school have you missed because you skipped or "cut"?

Response	6	8	10	12	Total
None	66.2	66.5	66.4	55.8	64.2
1	11.5	14.1	10.6	18.2	13.3
2	8.5	6.0	8.4	9.0	8.0
3	6.3	5.4	6.7	6.7	6.2
4-5	4.6	5.1	4.9	7.2	5.3
6-10	2.1	2.0	1.7	1.6	1.8
11 or more	0.9	1.1	1.3	1.5	1.1
N of Valid	1163	1023	1007	807	4000
N of Miss	24	20	46	14	104

Table 45: What are the chances you would be seen as cool if you: smoked cigarettes?






Response	6	8	10	12	Total	
No or very little chance	88.9	76.4	70.6	66.4	76.5	
Little chance	5.5	11.0	13.7	15.1	10.9	
Some chance	3.0	7.1	10.2	11.4	7.6	
Pretty good chance	1.5	4.0	3.3	4.0	3.1	
Very good chance	1.1	1.6	2.1	3.1	1.9	
N of Valid	1137	1011	998	797	3943	
N of Miss	50	32	55	24	161	

Table 46: What are the chances you would be seen as cool if you: worked hard at school?






Response	6	8	10	12	Total	
No or very little chance	5.1	8.6	10.6	12.6	8.9	
Little chance	6.6	11.1	17.9	14.4	12.2	
Some chance	13.0	20.4	20.5	28.9	20.0	
Pretty good chance	24.2	26.9	25.7	26.1	25.7	
Very good chance	51.1	32.9	25.3	18.0	33.3	
N of Valid	1155	1018	1002	796	3971	
N of Miss	32	25	51	25	133	

Table 47: What are the chances you would be seen as cool if you: began drinking alcoholic beverages regularly, that is, at least once or twice a month?






Response	6	8	10	12	Total	
No or very little chance	85.1	70.3	54.5	47.2	65.9	
Little chance	7.5	11.1	15.1	14.8	11.8	
Some chance	4.1	7.9	15.4	17.0	10.6	
Pretty good chance	1.9	7.7	9.5	12.6	7.5	
Very good chance	1.3	2.9	5.6	8.4	4.2	
N of Valid	1138	1007	1003	799	3947	
N of Miss	49	36	50	22	157	

Table 48: What are the chances you would be seen as cool if you: defended someone who was being bullied?

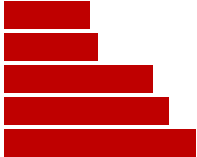
Response	6	8	10	12	Total	
No or very little chance	8.7	11.3	13.3	13.8	11.6	
Little chance	8.8	13.6	16.9	12.9	12.9	
Some chance	15.0	19.6	26.0	29.7	21.9	
Pretty good chance	23.4	26.1	22.7	27.0	24.7	
Very good chance	44.0	29.4	21.2	16.6	29.0	
N of Valid	1143	1011	1001	799	3954	
N of Miss	44	32	52	22	150	

Table 49: What are the chances you would be seen as cool if you: smoked marijuana?


Response	6	8	10	12	Total	
No or very little chance	89.5	69.9	49.8	43.7	65.2	
Little chance	3.9	8.3	13.1	13.4	9.3	
Some chance	2.2	8.0	14.0	17.8	9.8	
Pretty good chance	2.3	5.3	10.9	11.7	7.1	
Very good chance	2.1	8.4	12.2	13.4	8.6	
N of Valid	1132	1011	993	798	3934	
N of Miss	55	32	60	23	170	

Table 50: What are the chances you would be seen as cool if you: carried a handgun?


Response	6	8	10	12	Total	
No or very little chance	79.3	74.2	66.9	63.4	71.7	
Little chance	7.6	10.2	11.8	15.9	11.0	
Some chance	4.9	7.0	9.4	10.2	7.6	
Pretty good chance	3.3	4.1	5.2	5.1	4.4	
Very good chance	4.9	4.4	6.7	5.4	5.3	
N of Valid	1138	1013	1000	798	3949	
N of Miss	49	30	53	23	155	

Table 51: What are the chances you would be seen as cool if you: used e-cigarettes, e-cigars or e-hookahs (vaping)?


Response	6	8	10	12	Total	
No or very little chance	87.1	71.3	61.0	54.4	69.8	
Little chance	5.6	10.2	11.6	15.5	10.3	
Some chance	3.0	6.5	12.0	15.9	8.8	
Pretty good chance	2.4	6.2	8.5	8.0	6.1	
Very good chance	1.9	5.7	6.9	6.2	5.0	
N of Valid	1134	1010	999	801	3944	
N of Miss	53	33	54	20	160	

Table 52: What are the chances you would be seen as cool if you: bullied someone or cyber bullied someone?


Response	6	8	10	12	Total	
No or very little chance	87.1	71.3	61.0	54.4	69.8	
Little chance	5.6	10.2	11.6	15.5	10.3	
Some chance	3.0	6.5	12.0	15.9	8.8	
Pretty good chance	2.4	6.2	8.5	8.0	6.1	
Very good chance	1.9	5.7	6.9	6.2	5.0	
N of Valid	1134	1010	999	801	3944	
N of Miss	53	33	54	20	160	

Table 53: Think of your four best friends (the friends you feel closest to). In the past year (12 months), how many of your best friends have: participated in clubs, organizations or activities at school?


Response	6	8	10	12	Total	
0	17.6	14.8	13.4	14.6	15.2	
1	14.0	12.8	13.4	12.4	13.2	
2	19.9	18.3	17.8	17.9	18.5	
3	15.2	16.6	16.2	11.7	15.1	
4	33.4	37.6	39.1	43.4	38.0	
N of Valid	1128	1002	999	788	3917	
N of Miss	59	41	54	33	187	

Table 54: Think of your four best friends (the friends you feel closest to). In the past year (12 months), how many of your best friends have: smoked cigarettes?






Response	6	8	10	12	Total	
0	93.9	79.6	71.4	59.9	77.8	
1	3.3	10.4	14.9	16.5	10.7	
2	1.6	4.9	5.5	8.9	4.9	
3	0.5	2.7	3.6	4.8	2.7	
4	0.7	2.4	4.7	9.8	4.0	
N of Valid	1148	999	989	786	3922	
N of Miss	39	44	64	35	182	

Table 55: Think of your four best friends (the friends you feel closest to). In the past year (12 months), how many of your best friends have: tried beer, wine or hard liquor (for example, vodka, whiskey, or gin) when their parents didn't know about it?






Response	6	8	10	12	Total	
0	85.3	68.3	46.7	35.8	61.2	
1	7.7	13.4	17.1	13.3	12.7	
2	3.2	6.5	14.7	15.2	9.4	
3	1.9	4.1	7.7	9.6	5.5	
4	1.8	7.7	13.9	26.0	11.2	
N of Valid	1139	1001	996	788	3924	
N of Miss	48	42	57	33	180	

Table 56: Think of your four best friends (the friends you feel closest to). In the past year (12 months), how many of your best friends have: used e-cigarettes, e-cigars, or e-hookahs?






Response	6	8	10	12	Total	
0	95.8	82.9	73.6	61.5	80.0	
1	2.4	8.6	11.0	13.5	8.4	
2	1.1	2.5	5.8	8.0	4.0	
3	0.3	3.2	3.7	5.7	3.0	
4	0.5	2.8	5.9	11.3	4.6	
N of Valid	1140	1006	995	787	3928	
N of Miss	47	37	58	34	176	

Table 57: Think of your four best friends (the friends you feel closest to). In the past year (12 months), how many of your best friends have: used marijuana?






Response	6	8	10	12	Total	
0	95.8	78.7	58.7	47.6	72.3	
1	1.8	9.5	14.3	15.4	9.7	
2	0.8	4.3	10.5	13.4	6.7	
3	0.5	3.3	6.3	7.0	4.0	
4	1.1	4.3	10.2	16.6	7.4	
N of Valid	1131	1003	991	790	3915	
N of Miss	56	40	62	31	189	

Table 58: Think of your four best friends (the friends you feel closest to). In the past year (12 months), how many of your best friends have: used prescription drugs or non-prescription drugs for the purpose of getting high?






Response	6	8	10	12	Total	
0	96.2	90.5	84.0	80.5	88.5	
1	1.8	5.4	7.6	8.4	5.5	
2	0.9	1.4	3.6	5.3	2.6	
3	0.4	1.3	1.7	1.6	1.2	
4	0.8	1.4	3.0	4.2	2.2	
N of Valid	1138	1005	994	789	3926	
N of Miss	49	38	59	32	178	

Table 59: Think of your four best friends (the friends you feel closest to). In the past year (12 months), how many of your best friends have: used synthetic marijuana (K2, spice) or bath salts?






Response	6	8	10	12	Total	
0	97.2	95.1	93.3	93.5	94.9	
1	1.6	2.4	4.2	3.4	2.8	
2	0.5	1.4	1.1	1.0	1.0	
3	0.4	0.5	0.4	0.8	0.5	
4	0.3	0.6	1.0	1.3	0.7	
N of Valid	1140	1003	996	790	3929	
N of Miss	47	40	57	31	175	

Table 60: Think of your four best friends (the friends you feel closest to). In the past year (12 months), how many of your best friends have: used LSD, cocaine, amphetamines, or other illegal drugs?






Response	6	8	10	12	Total	
0	97.6	95.2	91.0	89.5	93.7	
1	1.5	2.8	4.8	6.1	3.6	
2	0.3	1.2	1.5	1.6	1.1	
3	0.1	0.2	1.1	1.0	0.6	
4	0.5	0.6	1.5	1.8	1.0	
N of Valid	1138	1004	993	791	3926	
N of Miss	49	39	60	30	178	

Table 61: Think of your four best friends (the friends you feel closest to). In the past year (12 months), how many of your best friends have: been bullied?






Response	6	8	10	12	Total	
0	37.6	47.4	54.1	65.7	50.0	
1	25.0	22.7	19.3	15.5	21.0	
2	17.0	14.3	11.8	9.5	13.5	
3	6.0	5.3	5.7	3.4	5.2	
4	14.5	10.4	9.1	5.8	10.3	
N of Valid	1125	1001	992	788	3906	
N of Miss	62	42	61	33	198	

Table 62: Think of your four best friends (the friends you feel closest to). In the past year (12 months), how many of your best friends have: been suspended from school?






Response	6	8	10	12	Total	
0	58.2	53.6	59.4	70.1	59.7	
1	21.4	20.3	19.8	14.2	19.2	
2	9.0	10.5	8.9	6.3	8.8	
3	3.4	4.7	4.1	4.2	4.1	
4	8.0	11.0	7.8	5.2	8.2	
N of Valid	1136	1010	997	790	3933	
N of Miss	51	33	56	31	171	

Table 63: Think of your four best friends (the friends you feel closest to). In the past year (12 months), how many of your best friends have: carried a handgun?






Response	6	8	10	12	Total	
0	93.0	89.6	88.0	87.6	89.8	
1	3.0	4.8	5.8	4.7	4.5	
2	1.8	2.2	2.6	3.0	2.3	
3	0.8	1.1	0.9	1.4	1.0	
4	1.5	2.4	2.6	3.3	2.4	
N of Valid	1138	1009	993	791	3931	
N of Miss	49	34	60	30	173	

Table 64: Think of your four best friends (the friends you feel closest to). In the past year (12 months), how many of your best friends have: sold illegal drugs?






Response	6	8	10	12	Total	
0	98.0	94.5	87.8	84.2	91.8	
1	1.2	3.0	6.7	7.6	4.3	
2	0.3	0.8	2.3	4.3	1.7	
3	0.0	0.4	0.6	1.1	0.5	
4	0.4	1.3	2.6	2.7	1.7	
N of Valid	1126	1007	992	787	3912	
N of Miss	61	36	61	34	192	

Table 65: Think of your four best friends (the friends you feel closest to). In the past year (12 months), how many of your best friends have: regularly attended religious services?






Response	6	8	10	12	Total	
0	39.6	28.6	26.9	25.5	30.7	
1	8.4	11.3	12.2	14.3	11.3	
2	8.5	15.2	17.6	18.5	14.6	
3	8.7	15.5	14.9	17.3	13.8	
4	34.8	29.3	28.4	24.5	29.7	
N of Valid	1102	992	985	785	3864	
N of Miss	85	51	68	36	240	

Table 66: Think of your four best friends (the friends you feel closest to). In the past year (12 months), how many of your best friends have: stolen or tried to steal a motor vehicle such as a car or motorcycle?






Response	6	8	10	12	Total	
0	96.4	93.3	93.2	94.3	94.4	
1	2.0	3.8	4.0	3.6	3.3	
2	0.8	1.2	1.4	0.8	1.0	
3	0.5	0.8	0.8	0.4	0.6	
4	0.3	0.9	0.6	1.0	0.7	
N of Valid	1139	996	998	787	3920	
N of Miss	48	47	55	34	184	

Table 67: Think of your four best friends (the friends you feel closest to). In the past year (12 months), how many of your best friends have: been arrested?






Response	6	8	10	12	Total	
0	88.9	81.1	85.9	86.1	85.6	
1	7.0	10.1	7.8	7.8	8.2	
2	2.1	4.8	3.7	3.7	3.5	
3	1.0	1.5	1.1	0.6	1.1	
4	1.0	2.5	1.4	1.8	1.6	
N of Valid	1135	1005	995	792	3927	
N of Miss	52	38	58	29	177	

Table 68: Think of your four best friends (the friends you feel closest to). In the past year (12 months), how many of your best friends have: dropped out of school?






Response	6	8	10	12	Total	
0	94.6	96.7	92.1	90.8	93.7	
1	3.2	2.3	4.9	7.5	4.2	
2	1.0	0.4	2.0	0.8	1.0	
3	0.6	0.1	0.5	0.8	0.5	
4	0.6	0.5	0.5	0.3	0.5	
N of Valid	1134	1006	1000	790	3930	
N of Miss	53	37	53	31	174	

Table 69: Think of your four best friends (the friends you feel closest to). In the past year (12 months), how many of your best friends have: been members of a gang?






Response	6	8	10	12	Total	
0	89.2	86.6	85.1	90.1	87.7	
1	5.4	5.0	6.0	4.1	5.2	
2	2.5	2.8	3.2	2.7	2.8	
3	0.9	1.2	1.7	0.5	1.1	
4	2.0	4.5	3.9	2.7	3.3	
N of Valid	1131	1006	996	788	3921	
N of Miss	56	37	57	33	183	

Table 70: How old were you when you first: smoked marijuana?










Response	6	8	10	12	Total	
Never	98.3	88.9	75.9	59.7	82.5	
10 or younger	0.4	1.5	1.4	1.6	1.2	
11	0.5	1.6	1.9	1.0	1.2	
12	0.5	3.2	3.2	2.4	2.3	
13	0.1	4.4	3.6	3.8	2.8	
14	0.1	0.3	5.8	6.2	2.8	
15	0.0	0.0	6.3	7.4	3.1	
16	0.0	0.0	1.7	10.5	2.5	
17 or older	0.0	0.1	0.1	7.3	1.5	
N of Valid	1140	1001	997	792	3930	
N of Miss	47	42	56	29	174	

Table 71: How old were you when you first: smoked a cigarette, even just a puff?


Response	6	8	10	12	Total	
Never	93.5	82.7	76.4	63.6	80.4	
10 or younger	4.2	5.8	5.5	5.3	5.2	
11	1.8	3.2	3.5	2.5	2.7	
12	0.4	4.8	2.6	3.9	2.8	
13	0.0	2.6	3.9	4.3	2.5	
14	0.0	0.8	3.3	5.4	2.1	
15	0.0	0.0	3.5	4.9	1.9	
16	0.1	0.0	1.1	6.4	1.6	
17 or older	0.0	0.1	0.1	3.5	0.8	
N of Valid	1137	999	995	792	3923	
N of Miss	50	44	58	29	181	

Table 72: How old were you when you first: had more than a sip or two of beer, wine or hard liquor (for example, vodka, whiskey, or gin)?

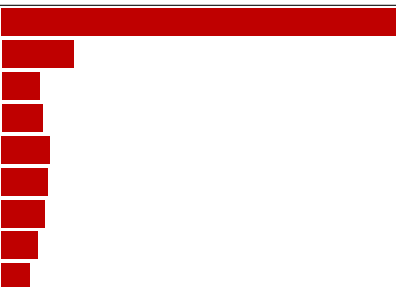
Response	6	8	10	12	Total	
Never	84.0	69.0	52.1	37.8	62.8	
10 or younger	10.4	11.2	8.0	6.7	9.2	
11	4.0	4.5	3.4	2.5	3.7	
12	1.4	5.9	4.7	4.9	4.1	
13	0.1	7.8	8.1	6.5	5.4	
14	0.0	1.5	11.6	8.1	4.9	
15	0.0	0.2	10.1	9.7	4.6	
16	0.0	0.0	1.9	14.4	3.4	
17 or older	0.2	0.0	0.0	9.4	2.0	
N of Valid	1138	1002	994	794	3928	
N of Miss	49	41	59	27	176	

Table 73: How old were you when you first: began drinking alcoholic beverages regularly, that is, at least once or twice a month?










Response	6	8	10	12	Total	
Never	98.7	93.9	84.8	72.1	88.6	
10 or younger	0.5	1.0	1.4	0.3	0.8	
11	0.6	0.9	0.4	0.6	0.6	
12	0.1	1.8	0.7	1.0	0.9	
13	0.0	2.3	2.8	2.1	1.7	
14	0.0	0.1	4.1	1.9	1.5	
15	0.0	0.0	4.5	5.2	2.2	
16	0.0	0.0	1.1	9.7	2.2	
17 or older	0.1	0.0	0.1	7.1	1.5	
N of Valid	1134	1005	991	791	3921	
N of Miss	53	38	62	30	183	

Table 74: How old were you when you first: used Pegaramide (peg, Peggy)?


Response	6	8	10	12	Total	
Never	100.0	100.0	100.0	100.0	100.0	
10 or younger	0.0	0.0	0.0	0.0	0.0	
11	0.0	0.0	0.0	0.0	0.0	
12	0.0	0.0	0.0	0.0	0.0	
13	0.0	0.0	0.0	0.0	0.0	
14	0.0	0.0	0.0	0.0	0.0	
15	0.0	0.0	0.0	0.0	0.0	
16	0.0	0.0	0.0	0.0	0.0	
17 or older	0.0	0.0	0.0	0.0	0.0	
N of Valid	1114	990	990	787	3881	
N of Miss	73	53	63	34	223	

Table 75: How old were you when you first: got suspended from school?










Response	6	8	10	12	Total	
Never	80.1	68.6	68.6	70.8	72.4	
10 or younger	11.0	10.2	7.8	6.8	9.1	
11	7.1	4.4	4.2	2.7	4.8	
12	1.5	7.3	4.5	3.0	4.1	
13	0.2	7.5	5.7	3.3	4.1	
14	0.0	1.8	5.7	4.6	2.8	
15	0.0	0.1	2.3	3.5	1.3	
16	0.0	0.0	1.0	2.9	0.8	
17 or older	0.1	0.0	0.0	2.3	0.5	
N of Valid	1123	995	992	789	3899	
N of Miss	64	48	61	32	205	

Table 76: How old were you when you first: got arrested?










Response	6	8	10	12	Total	
Never	98.3	92.9	94.1	92.9	94.8	
10 or younger	0.3	1.1	0.8	0.1	0.6	
11	1.0	0.9	0.2	0.3	0.6	
12	0.4	2.0	0.6	0.5	0.9	
13	0.0	2.7	1.2	1.1	1.2	
14	0.0	0.3	1.4	1.3	0.7	
15	0.0	0.0	1.5	1.0	0.6	
16	0.0	0.1	0.1	2.0	0.5	
17 or older	0.1	0.0	0.1	0.8	0.2	
N of Valid	1132	1004	992	793	3921	
N of Miss	55	39	61	28	183	

Table 77: How old were you when you first: carried a handgun?










Response	6	8	10	12	Total	
Never	95.8	92.1	91.1	92.0	92.9	
10 or younger	2.1	2.4	2.2	2.0	2.2	
11	1.7	1.3	1.3	0.1	1.2	
12	0.4	1.4	1.3	0.5	0.9	
13	0.1	2.0	0.9	0.6	0.9	
14	0.0	0.5	1.8	0.9	0.8	
15	0.0	0.2	0.9	0.8	0.4	
16	0.0	0.1	0.4	1.5	0.4	
17 or older	0.0	0.0	0.0	1.5	0.3	
N of Valid	1131	1004	992	792	3919	
N of Miss	56	39	61	29	185	

Table 78: How old were you when you first: used e-cigarettes, e-cigars, or e-hookahs (vaping)?










Response	6	8	10	12	Total	
Never	97.9	89.1	80.2	70.7	85.7	
10 or younger	0.8	1.5	1.0	0.4	0.9	
11	1.2	1.4	0.7	0.6	1.0	
12	0.0	4.0	1.9	1.4	1.8	
13	0.1	3.6	3.5	2.5	2.3	
14	0.0	0.4	4.8	3.2	2.0	
15	0.0	0.0	6.1	5.9	2.8	
16	0.0	0.0	1.6	10.0	2.4	
17 or older	0.0	0.0	0.1	5.3	1.1	
N of Valid	1134	1003	996	792	3925	
N of Miss	53	40	57	29	179	

Table 79: How old were you when you first: belonged to a gang?










Response	6	8	10	12	Total	
Never	95.8	93.9	94.3	96.7	95.1	
10 or younger	1.7	1.5	1.9	0.8	1.5	
11	1.7	0.8	0.0	0.1	0.7	
12	0.6	1.3	0.4	0.3	0.7	
13	0.2	1.9	0.9	0.6	0.9	
14	0.0	0.5	0.7	0.3	0.4	
15	0.0	0.0	1.3	0.4	0.4	
16	0.0	0.0	0.5	0.3	0.2	
17 or older	0.0	0.1	0.0	0.6	0.2	
N of Valid	1132	1005	995	791	3923	
N of Miss	55	38	58	30	181	

Table 80: How old were you when you first: used prescription drugs not prescribed to you?










Response	6	8	10	12	Total	
Never	97.9	94.5	89.9	88.4	93.1	
10 or younger	1.1	1.5	1.4	1.0	1.3	
11	0.6	0.8	0.6	0.8	0.7	
12	0.4	1.6	1.1	0.5	0.9	
13	0.0	1.2	1.9	1.0	1.0	
14	0.0	0.4	2.0	2.0	1.0	
15	0.0	0.0	2.5	1.9	1.0	
16	0.0	0.0	0.5	3.4	0.8	
17 or older	0.0	0.0	0.1	1.0	0.2	
N of Valid	1131	1004	996	792	3923	
N of Miss	56	39	57	29	181	

Table 81: How wrong do you think it is for someone your age to: take a handgun to school?

Response	6	8	10	12	Total	
Very wrong	92.3	87.5	86.1	88.8	88.8	
Wrong	5.0	8.0	9.8	6.5	7.3	
A little bit wrong	2.1	3.1	3.0	3.8	2.9	
Not at all wrong	0.6	1.4	1.2	0.9	1.0	
N of Valid	1149	1012	1004	794	3959	
N of Miss	38	31	49	27	145	

Table 82: How wrong do you think it is for someone your age to: steal anything?

Response	6	8	10	12	Total	
Very wrong	74.2	65.4	65.4	72.9	69.4	
Wrong	22.7	26.3	27.5	22.6	24.8	
A little bit wrong	2.6	6.9	6.2	3.8	4.9	
Not at all wrong	0.5	1.4	0.9	0.8	0.9	
N of Valid	1138	1011	997	793	3939	
N of Miss	49	32	56	28	165	

Table 83: How wrong do you think it is for someone your age to: pick a fight with someone?

Response	6	8	10	12	Total	
Very wrong	60.6	44.2	44.1	50.6	50.2	
Wrong	24.7	34.0	33.4	31.8	30.7	
A little bit wrong	11.8	16.6	18.0	15.0	15.2	
Not at all wrong	2.8	5.3	4.5	2.6	3.9	
N of Valid	1128	1003	994	793	3918	
N of Miss	59	40	59	28	186	

Table 84: How wrong do you think it is for someone your age to: attack someone with the idea of seriously hurting them?





Response	6	8	10	12	Total	
Very wrong	88.8	76.0	72.2	73.9	78.3	
Wrong	7.3	13.9	18.3	18.0	13.9	
A little bit wrong	2.2	6.9	7.0	6.5	5.5	
Not at all wrong	1.7	3.2	2.4	1.5	2.2	
N of Valid	1138	1005	993	794	3930	
N of Miss	49	38	60	27	174	

Table 85: How wrong do you think it is for someone your age to: stay away from school all day when their parents think they are at school?





Response	6	8	10	12	Total	
Very wrong	83.7	67.5	57.7	55.1	67.2	
Wrong	12.0	23.4	29.2	27.1	22.3	
A little bit wrong	3.2	6.9	11.3	14.8	8.5	
Not at all wrong	1.1	2.2	1.8	3.0	2.0	
N of Valid	1139	1008	997	792	3936	
N of Miss	48	35	56	29	168	

Table 86: How wrong do you think it is for someone your age to: drink beer, wine or hard liquor (for example, vodka, whiskey, or gin) regularly?





Response	6	8	10	12	Total	
Very wrong	90.6	72.3	52.4	44.8	67.0	
Wrong	6.5	15.6	24.2	21.2	16.2	
A little bit wrong	1.8	8.8	18.1	25.0	12.4	
Not at all wrong	1.1	3.3	5.3	8.9	4.3	
N of Valid	1147	1006	996	796	3945	
N of Miss	40	37	57	25	159	

Table 87: How wrong do you think it is for someone your age to: smoke cigarettes?





Response	6	8	10	12	Total	
Very wrong	91.3	78.0	65.6	55.9	74.2	
Wrong	6.9	13.9	19.3	19.6	14.4	
A little bit wrong	1.1	5.1	10.9	15.6	7.6	
Not at all wrong	0.6	3.0	4.2	8.8	3.8	
N of Valid	1137	1005	996	794	3932	
N of Miss	50	38	57	27	172	

Table 88: How wrong do you think it is for someone your age to: smoke marijuana?





Response	6	8	10	12	Total	
Very wrong	94.4	75.2	57.7	48.4	70.9	
Wrong	3.7	12.1	15.6	18.0	11.8	
A little bit wrong	1.0	6.9	15.4	17.5	9.5	
Not at all wrong	1.0	5.8	11.3	16.1	7.9	
N of Valid	1138	998	992	794	3922	
N of Miss	49	45	61	27	182	

Table 89: How wrong do you think it is for someone your age to: use prescription drugs or non-prescription drugs for the purpose of getting high?





Response	6	8	10	12	Total	
Very wrong	94.8	87.6	80.8	78.8	86.2	
Wrong	4.2	8.6	12.4	14.4	9.4	
A little bit wrong	0.4	2.0	4.7	4.3	2.7	
Not at all wrong	0.5	1.8	2.1	2.5	1.7	
N of Valid	1136	1002	995	794	3927	
N of Miss	51	41	58	27	177	

Table 90: How wrong do you think it is for someone your age to: use synthetic marijuana (K2, spice) or bath salts?





Response	6	8	10	12	Total	
Very wrong	95.9	89.7	88.1	88.8	90.9	
Wrong	3.0	7.6	8.6	7.9	6.6	
A little bit wrong	0.4	0.9	1.8	2.4	1.3	
Not at all wrong	0.6	1.9	1.4	0.9	1.2	
N of Valid	1130	1005	995	794	3924	
N of Miss	57	38	58	27	180	

Table 91: How wrong do you think it is for someone your age to: use LSD, cocaine, amphetamines or another illegal drug?





Response	6	8	10	12	Total	
Very wrong	96.5	92.8	89.3	88.2	92.0	
Wrong	2.7	5.0	7.6	8.3	5.7	
A little bit wrong	0.4	1.0	1.6	2.4	1.3	
Not at all wrong	0.4	1.2	1.5	1.1	1.0	
N of Valid	1134	1003	992	794	3923	
N of Miss	53	40	61	27	181	

Table 92: How wrong do you think it is for someone your age to: use e-cigarettes, e-cigars or e-hookahs (vaping)?





Response	6	8	10	12	Total	
Very wrong	90.6	74.9	61.4	53.9	71.8	
Wrong	7.2	12.5	15.0	11.4	11.4	
A little bit wrong	1.3	7.1	14.0	19.7	9.7	
Not at all wrong	0.9	5.6	9.6	15.0	7.1	
N of Valid	1131	1006	988	792	3917	
N of Miss	56	37	65	29	187	

Table 93: At school during the past 12 months, did you receive help from the resource teacher, speech therapist or other special education teacher?

Response	6	8	10	12	Total
No	0.0	0.0	0.0	0.0	0.0
Yes	0.0	0.0	0.0	0.0	0.0
N of Valid	0	0	0	0	0
N of Miss	0	0	0	0	0

Table 94: How many times in the past year (12 months) have you: been suspended from school?

Response	6	8	10	12	Total	
Never	83.0	78.4	83.8	86.4	82.7	<div><div></div></div>
1 to 2 times	13.7	15.9	12.4	10.2	13.2	<div><div></div></div>
3 to 5 times	2.0	3.8	2.9	2.3	2.7	<div><div></div></div>
6 to 9 times	0.4	0.8	0.2	0.9	0.5	<div><div></div></div>
10+ times	1.0	1.1	0.7	0.3	0.8	<div><div></div></div>
N of Valid	1142	1005	991	796	3934	
N of Miss	45	38	62	25	170	

Table 95: How many times in the past year (12 months) have you: carried a handgun?

Response	6	8	10	12	Total	
Never	97.0	93.2	93.2	92.2	94.1	<div><div></div></div>
1 to 2 times	1.7	3.8	2.7	3.1	2.8	<div><div></div></div>
3 to 5 times	0.5	0.9	1.4	1.9	1.1	<div><div></div></div>
6 to 9 times	0.3	0.2	0.3	0.4	0.3	<div><div></div></div>
10+ times	0.5	1.9	2.3	2.4	1.7	<div><div></div></div>
N of Valid	1132	1004	986	794	3916	
N of Miss	55	39	67	27	188	

Table 96: How many times in the past year (12 months) have you: sold illegal drugs?






Response	6	8	10	12	Total	
Never	99.6	98.7	94.8	94.3	97.1	
1 to 2 times	0.2	0.6	2.7	1.6	1.2	
3 to 5 times	0.0	0.3	1.2	1.3	0.6	
6 to 9 times	0.2	0.2	0.2	0.8	0.3	
10+ times	0.0	0.2	1.1	2.0	0.7	
N of Valid	1136	1002	980	793	3911	
N of Miss	51	41	73	28	193	

Table 97: How many times in the past year (12 months) have you: stolen or tried to steal a motor vehicle such as a car or motorcycle?






Response	6	8	10	12	Total	
Never	99.4	97.8	97.6	98.9	98.4	
1 to 2 times	0.4	1.7	1.6	0.6	1.1	
3 to 5 times	0.3	0.1	0.5	0.1	0.3	
6 to 9 times	0.0	0.2	0.0	0.1	0.1	
10+ times	0.0	0.2	0.3	0.3	0.2	
N of Valid	1135	1001	986	794	3916	
N of Miss	52	42	67	27	188	

Table 98: How many times in the past year (12 months) have you: participated in clubs, organizations or activities at school?






Response	6	8	10	12	Total	
Never	39.3	34.9	32.2	34.9	35.5	
1 to 2 times	28.2	23.0	20.5	13.7	22.0	
3 to 5 times	13.3	17.8	14.1	12.7	14.5	
6 to 9 times	4.2	5.7	7.5	8.6	6.3	
10+ times	15.0	18.7	25.6	30.2	21.7	
N of Valid	1132	1002	984	789	3907	
N of Miss	55	41	69	32	197	

Table 99: How many times in the past year (12 months) have you: been arrested?


Response	6	8	10	12	Total	
Never	98.1	94.3	95.8	96.3	96.2	
1 to 2 times	1.3	5.0	3.2	2.8	3.0	
3 to 5 times	0.3	0.5	0.7	0.8	0.5	
6 to 9 times	0.3	0.0	0.0	0.1	0.1	
10+ times	0.1	0.2	0.2	0.0	0.1	
N of Valid	1133	999	987	785	3904	
N of Miss	54	44	66	36	200	

Table 100: How many times in the past year (12 months) have you: attacked someone with the idea of seriously hurting them?


Response	6	8	10	12	Total	
Never	92.2	88.0	89.2	90.9	90.1	
1 to 2 times	5.3	8.1	7.6	6.9	6.9	
3 to 5 times	1.2	1.8	1.7	1.3	1.5	
6 to 9 times	0.3	0.3	0.5	0.3	0.3	
10+ times	1.0	1.8	0.9	0.6	1.1	
N of Valid	1135	998	986	792	3911	
N of Miss	52	45	67	29	193	

Table 101: How many times in the past year (12 months) have you: been drunk or high at school?


Response	6	8	10	12	Total	
Never	99.2	94.5	89.3	87.9	93.2	
1 to 2 times	0.6	3.6	5.3	5.4	3.5	
3 to 5 times	0.1	0.8	2.2	2.1	1.2	
6 to 9 times	0.0	0.4	0.7	1.1	0.5	
10+ times	0.1	0.7	2.5	3.4	1.5	
N of Valid	1135	1003	987	792	3917	
N of Miss	52	40	66	29	187	

Table 102: How many times in the past year (12 months) have you: taken a handgun to school?






Response	6	8	10	12	Total	
Never	99.8	99.5	99.2	98.9	99.4	
1 to 2 times	0.1	0.3	0.4	0.9	0.4	
3 to 5 times	0.1	0.1	0.2	0.0	0.1	
6 to 9 times	0.0	0.0	0.2	0.0	0.1	
10+ times	0.0	0.1	0.0	0.3	0.1	
N of Valid	1131	1002	985	795	3913	
N of Miss	56	41	68	26	191	

Table 103: How many times in the past year (12 months) have you: used e-cigarettes, e-cigars, or e-hookahs (vaping)?






Response	6	8	10	12	Total	
Never	99.8	99.5	99.2	98.9	99.4	
1 to 2 times	0.1	0.3	0.4	0.9	0.4	
3 to 5 times	0.1	0.1	0.2	0.0	0.1	
6 to 9 times	0.0	0.0	0.2	0.0	0.1	
10+ times	0.0	0.1	0.0	0.3	0.1	
N of Valid	1131	1002	985	795	3913	
N of Miss	56	41	68	26	191	

Table 104: Are you currently on probation, or assigned a probation officer with Juvenile Court?



Response	6	8	10	12	Total	
No	97.8	95.5	96.2	97.9	96.8	
Yes	2.2	4.5	3.8	2.1	3.2	
N of Valid	900	823	838	660	3221	
N of Miss	287	220	215	161	883	

Table 105: Have you ever belonged to a gang?






Response	6	8	10	12	Total	
No	92.9	91.4	92.1	93.7	92.5	
No, but would like to	1.1	2.6	2.1	2.0	1.9	
Yes, in the past	2.8	3.0	2.0	1.5	2.4	
Yes, belong now	2.6	2.8	3.2	2.4	2.8	
Yes, but would like to get out	0.5	0.2	0.5	0.4	0.4	
N of Valid	1138	1002	989	789	3918	
N of Miss	49	41	64	32	186	

Table 106: If you have ever belonged to a gang, did that gang have a name?




Response	6	8	10	12	Total	
No	10.2	12.1	14.9	15.3	12.9	
Yes	6.1	6.5	5.6	4.2	5.7	
I have never belonged to a gang	83.7	81.4	79.5	80.5	81.4	
N of Valid	1130	989	979	783	3881	
N of Miss	57	54	74	38	223	

Table 107: You are at a party at someone's house, and one of your friends offers you a drink containing alcohol. What would you say or do?





Response	6	8	10	12	Total	
Drink it	3.5	13.3	27.4	39.0	19.2	
Tell your friend, 'No thanks, I don't drink' and suggest that you and your friend go and do something else	43.6	39.4	32.9	26.9	36.5	
Just say, 'No thanks' and walk away	34.5	30.5	27.8	26.6	30.2	
Make up a good excuse, tell your friend you had something else to do, and leave	18.4	16.7	12.0	7.5	14.1	
N of Valid	1128	989	983	787	3887	
N of Miss	59	54	70	34	217	

Table 108: How often do you attend religious services or activities?





Response	6	8	10	12	Total	
Never	21.3	14.7	12.7	14.5	16.1	
Rarely	18.6	19.2	19.2	21.0	19.4	
1-2 Times a Month	10.4	12.1	12.4	17.4	12.8	
About Once a Week or More	49.7	54.0	55.6	47.1	51.8	
N of Valid	1115	1000	983	787	3885	
N of Miss	72	43	70	34	219	

Table 109: I think sometimes it's okay to cheat at school.





Response	6	8	10	12	Total	
NO!	63.9	32.5	18.3	15.1	34.5	
no	26.5	41.8	37.2	35.5	34.9	
yes	8.1	21.0	34.8	40.4	24.6	
YES!	1.5	4.8	9.7	9.0	5.9	
N of Valid	1134	1001	983	789	3907	
N of Miss	53	42	70	32	197	

Table 110: It is important to think before you act.





Response	6	8	10	12	Total	
NO!	3.9	3.5	2.2	4.0	3.4	
no	2.1	2.9	3.3	2.3	2.7	
yes	23.0	33.3	36.6	32.9	31.1	
YES!	70.9	60.3	57.9	60.8	62.9	
N of Valid	1117	997	984	784	3882	
N of Miss	70	46	69	37	222	

Table 111: Sometimes I think that life is not worth it.





Response	6	8	10	12	Total	
NO!	57.0	46.9	41.6	43.3	47.7	
no	20.9	23.3	24.9	27.4	23.8	
yes	15.4	20.4	22.6	21.9	19.8	
YES!	6.7	9.4	10.9	7.5	8.6	
N of Valid	1112	989	974	786	3861	
N of Miss	75	54	79	35	243	

Table 112: At times I think I am no good at all.





Response	6	8	10	12	Total	
NO!	40.9	34.7	30.0	32.7	34.9	
no	20.8	25.5	25.2	26.3	24.2	
yes	28.4	28.2	31.8	31.2	29.8	
YES!	10.0	11.7	13.0	9.8	11.2	
N of Valid	1111	984	977	783	3855	
N of Miss	76	59	76	38	249	

Table 113: All in all, I am inclined to think that I am a failure.





Response	6	8	10	12	Total	
NO!	57.0	48.1	40.3	44.0	47.8	
no	24.5	29.1	34.3	35.3	30.3	
yes	13.6	15.1	17.5	14.9	15.2	
YES!	4.9	7.7	7.9	5.8	6.6	
N of Valid	1096	981	977	777	3831	
N of Miss	91	62	76	44	273	

Table 114: In the past year, have you felt depressed or sad MOST days, even if you felt okay sometimes?





Response	6	8	10	12	Total	
NO!	37.5	32.7	27.2	28.6	31.9	
no	19.9	21.9	24.2	24.5	22.4	
yes	27.6	26.6	27.9	30.0	27.9	
YES!	15.0	18.9	20.7	16.9	17.8	
N of Valid	1106	986	980	780	3852	
N of Miss	81	57	73	41	252	

Table 115: It is all right to beat up people if they start the fight.





Response	6	8	10	12	Total	
NO!	45.4	28.8	21.5	24.0	30.8	
no	18.2	19.8	20.7	21.9	20.0	
yes	19.6	23.5	26.3	26.6	23.7	
YES!	16.8	27.9	31.5	27.5	25.5	
N of Valid	1113	983	976	775	3847	
N of Miss	74	60	77	46	257	

Table 116: I think it is okay to take something without asking if you can get away with it.





Response	6	8	10	12	Total	
NO!	81.6	62.8	59.5	63.0	67.4	
no	15.7	31.2	34.2	31.5	27.6	
yes	1.7	4.4	4.7	4.1	3.6	
YES!	1.0	1.6	1.5	1.4	1.4	
N of Valid	1111	983	976	781	3851	
N of Miss	76	60	77	40	253	

Table 117: Where do you get the most information about living a drug and alcohol free life? Parents/guardians





Response	6	8	10	12	Total	
All the time	61.0	58.5	50.5	48.5	55.1	
Most	15.8	17.9	20.9	20.2	18.5	
Some	11.5	13.3	15.2	19.8	14.6	
Very little	11.7	10.3	13.4	11.5	11.7	
N of Valid	1085	975	968	776	3804	
N of Miss	102	68	85	45	300	

Table 118: Where do you get the most information about living a drug and alcohol free life? Friends





Response	6	8	10	12	Total	
All the time	23.7	17.4	13.4	16.0	17.9	
Most	15.7	17.0	14.6	14.7	15.5	
Some	21.5	26.9	30.8	27.6	26.5	
Very little	39.1	38.7	41.2	41.6	40.1	
N of Valid	1046	955	956	767	3724	
N of Miss	141	88	97	54	380	

Table 119: Where do you get the most information about living a drug and alcohol free life? Family members





Response	6	8	10	12	Total	
All the time	55.1	45.7	36.3	35.4	43.8	
Most	17.8	22.9	22.1	22.0	21.1	
Some	14.4	17.0	22.0	24.0	19.0	
Very little	12.7	14.5	19.6	18.7	16.1	
N of Valid	1055	961	952	772	3740	
N of Miss	132	82	101	49	364	

Table 120: Where do you get the most information about living a drug and alcohol free life? School





Response	6	8	10	12	Total	
All the time	64.5	58.9	45.2	41.7	53.4	
Most	16.3	17.0	24.7	25.6	20.5	
Some	7.9	13.3	17.8	19.8	14.3	
Very little	11.3	10.8	12.3	12.9	11.8	
N of Valid	1061	963	955	773	3752	
N of Miss	126	80	98	48	352	

Table 121: Where do you get the most information about living a drug and alcohol free life? Internet





Response	6	8	10	12	Total	
All the time	23.8	19.5	15.2	17.0	19.1	
Most	12.1	13.2	14.0	13.1	13.1	
Some	23.8	27.6	29.5	29.1	27.4	
Very little	40.3	39.7	41.3	40.7	40.5	
N of Valid	1040	945	952	769	3706	
N of Miss	147	98	101	52	398	

Table 122: Where do you get the most information about living a drug and alcohol free life? TV





Response	6	8	10	12	Total	
All the time	30.2	24.8	18.2	19.0	23.4	
Most	17.4	17.5	14.9	14.7	16.2	
Some	23.3	26.8	32.7	30.4	28.1	
Very little	29.0	30.8	34.2	36.0	32.3	
N of Valid	1045	954	955	770	3724	
N of Miss	142	89	98	51	380	

Table 123: Where do you get the most information about living a drug and alcohol free life? Social media





Response	6	8	10	12	Total	
All the time	21.0	18.3	14.0	16.5	17.6	
Most	11.2	12.2	12.6	10.5	11.6	
Some	17.7	25.1	27.0	28.0	24.1	
Very little	50.1	44.4	46.4	45.1	46.7	
N of Valid	1031	950	948	772	3701	
N of Miss	156	93	105	49	403	

Table 124: How much do you think people risk harming themselves (physically or in other ways) if they: smoked one or more packs of cigarettes per day?





Response	6	8	10	12	Total	
No risk	18.2	14.2	10.7	9.2	13.5	
Slight risk	8.9	8.4	8.9	8.9	8.8	
Moderate risk	16.4	20.4	20.5	20.3	19.3	
Great risk	56.4	57.0	59.9	61.7	58.5	
N of Valid	1074	971	959	765	3769	
N of Miss	113	72	94	56	335	

Table 125: How much do you think people risk harming themselves (physically or in other ways) if they: try marijuana once or twice?





Response	6	8	10	12	Total	
No risk	20.9	23.5	31.7	40.4	28.3	
Slight risk	19.1	29.9	32.0	30.3	27.4	
Moderate risk	23.1	22.8	16.7	13.2	19.4	
Great risk	36.9	23.7	19.7	16.2	24.9	
N of Valid	1066	969	954	760	3749	
N of Miss	121	74	99	61	355	

Table 126: How much do you think people risk harming themselves (physically or in other ways) if they: smoke marijuana once or twice a week?





Response	6	8	10	12	Total	
No risk	20.1	19.7	21.8	29.7	22.4	
Slight risk	11.1	16.0	24.6	24.6	18.6	
Moderate risk	17.7	25.7	22.4	20.5	21.5	
Great risk	51.1	38.6	31.2	25.2	37.5	
N of Valid	1051	957	951	757	3716	
N of Miss	136	86	102	64	388	

Table 127: How much do you think people risk harming themselves (physically or in other ways) if they: take one or two drinks of an alcoholic beverage (beer, wine, liquor) nearly every day?





Response	6	8	10	12	Total	
No risk	20.6	17.1	13.4	16.7	17.1	
Slight risk	15.0	19.4	20.7	22.7	19.1	
Moderate risk	20.6	26.0	28.2	26.0	25.0	
Great risk	43.8	37.4	37.7	34.6	38.7	
N of Valid	1063	968	953	761	3745	
N of Miss	124	75	100	60	359	

Table 128: How much do you think people risk harming themselves (physically or in other ways) if they: have five or more drinks of an alcoholic beverage once or twice a weekend?





Response	6	8	10	12	Total	
No risk	20.1	16.1	11.7	13.6	15.6	
Slight risk	8.0	10.5	13.6	18.2	12.1	
Moderate risk	19.9	24.4	25.6	25.1	23.5	
Great risk	52.1	49.1	49.2	43.0	48.7	
N of Valid	1066	965	951	762	3744	
N of Miss	121	78	102	59	360	

Table 129: How much do you think people risk harming themselves (physically or in other ways) if they: use prescription drugs that are not prescribed to them?

Response	6	8	10	12	Total	
No risk	18.7	15.3	10.0	10.8	14.0	
Slight risk	4.9	7.5	7.2	10.5	7.3	
Moderate risk	16.6	15.0	18.0	16.9	16.6	
Great risk	59.8	62.2	64.8	61.8	62.1	
N of Valid	1062	966	954	762	3744	
N of Miss	125	77	99	59	360	

Table 130: How much do you think people risk harming themselves (physically or in other ways) if they: use non-prescription drugs to get high?

Response	6	8	10	12	Total	
No risk	18.9	15.0	9.9	11.0	14.0	
Slight risk	5.0	6.8	7.1	5.9	6.2	
Moderate risk	12.2	15.3	18.4	18.9	15.9	
Great risk	63.9	62.8	64.6	64.2	63.9	
N of Valid	1057	965	953	763	3738	
N of Miss	130	78	100	58	366	

Table 131: How much do you think people risk harming themselves (physically or in other ways) if they: use e-cigarettes, e-cigars, or e-hookahs?

Response	6	8	10	12	Total	
No risk	21.0	24.4	24.3	28.8	24.3	
Slight risk	13.5	23.8	27.1	31.1	23.2	
Moderate risk	20.9	18.2	18.6	16.0	18.6	
Great risk	44.6	33.7	30.0	24.0	33.9	
N of Valid	1057	968	952	761	3738	
N of Miss	130	75	101	60	366	

Table 132: Have you ever used smokeless tobacco (chew, snuff, plug, dipping tobacco, or chewing tobacco)?






Response	6	8	10	12	Total	
Never	95.1	90.0	85.0	80.3	88.2	
Once or Twice	3.0	5.3	7.3	7.6	5.6	
Once in a while but not regularly	0.8	2.6	2.2	3.7	2.2	
Regularly in the past	0.7	0.9	2.0	2.8	1.5	
Regularly now	0.4	1.2	3.5	5.6	2.5	
N of Valid	1073	966	949	763	3751	
N of Miss	114	77	104	58	353	

Table 133: How often have you used smokeless tobacco during the past 30 days?







Response	6	8	10	12	Total	
Not at all	97.9	95.9	93.2	89.5	94.5	
Once or twice	1.0	2.4	2.3	2.9	2.1	
Once or twice per week	0.4	0.7	0.7	1.7	0.8	
Three to five times per week	0.1	0.2	0.6	0.8	0.4	
About once a day	0.1	0.3	0.7	0.7	0.4	
More than once a day	0.5	0.5	2.3	4.5	1.8	
N of Valid	1068	969	948	764	3749	
N of Miss	119	74	105	57	355	

Table 134: Have you ever smoked cigarettes?






Response	6	8	10	12	Total	
Never	93.3	84.0	78.2	65.1	81.3	
Once or Twice	5.3	10.8	10.7	14.9	10.0	
Once in a while but not regularly	0.4	2.8	5.5	9.9	4.2	
Regularly in the past	0.8	1.3	2.7	4.8	2.3	
Regularly now	0.2	1.1	2.9	5.2	2.1	
N of Valid	1073	967	946	764	3750	
N of Miss	114	76	107	57	354	

Table 135: How frequently have you smoked cigarettes during the past 30 days?


Response	6	8	10	12	Total	
Not at all	98.5	96.4	91.4	85.1	93.4	
Less than one cigarette per day	0.8	2.2	5.0	7.7	3.6	
One to five cigarettes per day	0.3	0.9	2.5	3.9	1.8	
About one-half pack per day	0.3	0.2	0.5	1.7	0.6	
About one pack per day	0.2	0.2	0.5	1.0	0.5	
About one and one-half packs per day	0.0	0.1	0.0	0.3	0.1	
Two packs or more per day	0.0	0.0	0.1	0.3	0.1	
N of Valid	1065	965	948	763	3741	
N of Miss	122	78	105	58	363	

Table 136: Which statement best describes rules about smoking inside your home or your family cars?


Response	6	8	10	12	Total	
Smoking is not allowed anywhere inside your home or cars	67.7	63.5	62.6	68.5	65.5	
Smoking is allowed in some places and at some times or in some cars	10.4	11.6	11.8	14.2	11.8	
Smoking is allowed anywhere inside the home or cars	2.2	3.6	4.1	4.0	3.4	
There are no rules about smoking inside the home or cars	2.8	4.0	4.9	4.6	4.0	
I don't know	16.9	17.4	16.6	8.7	15.3	
N of Valid	1060	956	951	759	3726	
N of Miss	127	87	102	62	378	

Table 137: Have you ever used e-cigarettes, e-cigars, or e-hookahs (vaping)?


Response	6	8	10	12	Total	
Never	94.7	85.3	76.0	63.2	81.0	
Once or Twice	4.3	7.4	12.0	16.8	9.6	
Once in a while but not regularly	0.9	4.5	6.0	11.3	5.2	
Regularly in the past	0.0	1.8	2.5	4.2	2.0	
Regularly now	0.2	1.0	3.5	4.6	2.2	
N of Valid	1056	957	944	763	3720	
N of Miss	131	86	109	58	384	

Table 138: How frequently have you used e-cigarettes, e-cigars, or e-hookahs (vaping)?


Response	6	8	10	12	Total	
Not at all	98.5	92.9	87.3	79.8	90.4	
Less than 10 puffs per day	0.7	4.8	8.0	10.8	5.7	
10 to 50 puffs per day	0.4	1.3	2.6	5.0	2.1	
About one-half cartomiser per day	0.1	0.7	0.7	1.6	0.7	
About one cartomiser per day	0.1	0.1	0.5	0.9	0.4	
About one and one-half cartomisers per day	0.1	0.1	0.4	1.2	0.4	
Two cartomisers or more per day	0.1	0.1	0.4	0.7	0.3	
N of Valid	1029	947	939	753	3668	
N of Miss	158	96	114	68	436	

Table 139: During this school year, were you taught in any of your classes about the dangers of tobacco use?

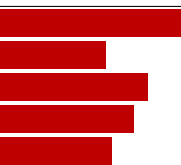
Response	6	8	10	12	Total	
Never	20.6	20.1	31.8	40.3	27.4	
Rarely	11.1	13.0	18.2	19.1	15.1	
Sometimes	21.0	22.8	23.1	20.8	21.9	
Often	24.9	22.9	16.9	11.8	19.6	
Almost always	22.4	21.2	10.0	8.0	15.9	
N of Valid	1016	939	936	754	3645	
N of Miss	171	104	117	67	459	

Table 140: During the past 12 months, have you participated in any community activities to discourage people your age from using cigarettes, chewing tobacco, snuff, dip or cigars, e-cigarettes, e-cigars, or e-hookahs?


Response	6	8	10	12	Total	
Never	57.6	64.7	66.1	70.1	64.2	
Rarely	15.1	12.7	14.1	13.0	13.8	
Sometimes	11.6	11.2	10.6	8.5	10.6	
Often	7.4	6.1	6.0	5.1	6.2	
Almost always	8.3	5.2	3.2	3.3	5.2	
N of Valid	1011	935	932	752	3630	
N of Miss	176	108	121	69	474	

Table 141: Think back over the last two weeks. How many times have you had five or more alcoholic drinks in a row?


Response	6	8	10	12	Total	
None	97.7	94.0	89.7	81.8	91.4	
Once	1.7	3.5	3.1	7.3	3.7	
Twice	0.6	1.4	3.1	5.6	2.5	
3-5 times	0.0	0.6	2.4	2.4	1.3	
6-9 times	0.0	0.3	0.6	0.5	0.4	
10 or more times	0.0	0.1	1.1	2.4	0.8	
N of Valid	1019	933	929	751	3632	
N of Miss	168	110	124	70	472	

Table 142: During the past 30 days, how many times did you ride in a car or other vehicle driven by someone who had been drinking alcohol or using drugs to get high?


Response	6	8	10	12	Total	
0 times	87.4	83.7	83.3	81.7	84.2	
1 time	6.3	6.2	6.7	7.3	6.6	
2 or 3 times	3.5	4.5	5.3	6.1	4.7	
4 or 5 times	0.8	2.0	1.7	1.7	1.5	
6 or more times	2.1	3.5	3.1	3.2	2.9	
N of Valid	1014	930	932	753	3629	
N of Miss	173	113	121	68	475	

Table 143: During the past 30 days, how many times did you drive a car or other vehicle when you had been drinking alcohol or using drugs to get high?


Response	6	8	10	12	Total	
I did not drive a car in the past 30 days	45.8	53.7	39.2	28.0	42.4	
0 times	52.1	43.5	56.6	63.2	53.4	
1 time	0.9	1.4	1.5	3.2	1.7	
2 or 3 times	0.5	0.4	1.5	2.7	1.2	
4 or 5 times	0.3	0.3	0.5	0.5	0.4	
6 or more times	0.3	0.7	0.7	2.4	0.9	
N of Valid	975	918	922	747	3562	
N of Miss	212	125	131	74	542	

Table 144: If you drank alcohol (not just a sip or taste) in the past year, where did you usually drink it?











Response	6	8	10	12	Total	
I did not drink alcohol in the past year	94.6	84.8	69.8	51.4	76.8	
At my home	2.9	7.3	10.2	15.7	8.6	
At someone else's home	1.4	5.8	13.7	25.2	10.6	
At an open area like a park, beach, field, back road, woods, or a street corner	0.3	1.1	3.4	4.0	2.1	
At a sporting event or concert	0.3	0.1	0.3	0.4	0.3	
At a restaurant, bar, or a nightclub	0.2	0.2	0.4	0.7	0.4	
At an empty building or a construction site	0.1	0.3	0.1	0.3	0.2	
At a hotel/motel	0.1	0.0	0.8	1.2	0.5	
An a car	0.0	0.1	0.8	0.5	0.3	
At school	0.1	0.2	0.4	0.5	0.3	
N of Valid	982	913	912	731	3538	
N of Miss	205	130	141	90	566	

Table 145: How do you feel about someone your age having one or two drinks of an alcoholic beverage nearly every day?





Response	6	8	10	12	Total	
Neither approve nor disapprove	23.8	31.0	31.4	35.0	29.9	
Somewhat disapprove	6.3	14.1	19.0	21.7	14.8	
Strongly disapprove	54.5	39.9	36.9	32.8	41.7	
Don't know or can't say	15.4	15.0	12.7	10.5	13.6	
N of Valid	990	924	924	752	3590	
N of Miss	197	119	129	69	514	

Table 146: On how many occasions have you had alcoholic beverages (beer, wine or hard liquor) to drink in your lifetime - more than just a few sips?






Response	6	8	10	12	Total	
0	91.6	79.3	63.1	46.5	71.8	
1-2	5.6	9.8	14.3	12.7	10.4	
3-5	1.9	4.7	8.4	9.9	5.9	
6-9	0.4	1.7	4.7	6.8	3.2	
10+	0.6	4.5	9.5	24.1	8.8	
N of Valid	1008	933	932	750	3623	
N of Miss	179	110	121	71	481	

Table 147: On how many occasions have you drunk one of more drinks of an alcoholic beverage during the past 30 days?






Response	6	8	10	12	Total	
0	98.5	94.3	86.4	73.8	89.2	
1-2	1.2	3.8	8.9	15.4	6.8	
3-5	0.2	1.0	2.8	5.5	2.2	
6-9	0.1	0.4	0.5	2.1	0.7	
10+	0.0	0.5	1.4	3.2	1.2	
N of Valid	1007	927	924	747	3605	
N of Miss	180	116	129	74	499	

Table 148: On how many occasions have you used marijuana (grass, pot) or hashish (hash, hash oil) in your lifetime?






Response	6	8	10	12	Total	
0	98.7	90.9	79.0	64.9	84.6	
1-2	0.6	3.8	6.8	9.1	4.8	
3-5	0.3	1.6	4.9	5.9	3.0	
6-9	0.1	1.0	2.0	4.0	1.6	
10+	0.3	2.7	7.3	16.1	6.0	
N of Valid	999	926	927	750	3602	
N of Miss	188	117	126	71	502	

Table 149: On how many occasions have you used marijuana (grass, pot) or hashish (hash, hash oil) during the past 30 days?






Response	6	8	10	12	Total	
0	99.3	95.8	90.5	84.5	93.1	
1-2	0.3	1.9	4.4	5.8	2.9	
3-5	0.2	0.8	2.2	1.9	1.2	
6-9	0.2	0.3	1.0	1.3	0.7	
10+	0.0	1.2	1.9	6.5	2.1	
N of Valid	1000	925	928	744	3597	
N of Miss	187	118	125	77	507	

Table 150: On how many occasions have you used LSD or other psychedelics in your lifetime?


Response	6	8	10	12	Total	
0	99.5	99.7	98.2	97.9	98.9	
1-2	0.3	0.2	1.1	1.1	0.6	
3-5	0.1	0.0	0.4	0.5	0.3	
6-9	0.1	0.0	0.1	0.3	0.1	
10+	0.0	0.1	0.2	0.3	0.1	
N of Valid	996	925	925	745	3591	
N of Miss	191	118	128	76	513	

Table 151: On how many occasions have you used LSD or other psychedelics during the past 30 days?


Response	6	8	10	12	Total	
0	99.8	99.9	99.5	99.3	99.6	
1-2	0.1	0.1	0.4	0.5	0.3	
3-5	0.0	0.0	0.0	0.0	0.0	
6-9	0.1	0.0	0.0	0.0	0.0	
10+	0.0	0.0	0.1	0.1	0.1	
N of Valid	993	918	922	744	3577	
N of Miss	194	125	131	77	527	

Table 152: On how many occasions have you used cocaine or crack in your lifetime?


Response	6	8	10	12	Total	
0	99.7	99.1	98.6	97.7	98.9	
1-2	0.2	0.8	1.0	1.1	0.7	
3-5	0.0	0.1	0.2	0.7	0.2	
6-9	0.1	0.0	0.0	0.3	0.1	
10+	0.0	0.0	0.2	0.3	0.1	
N of Valid	1001	926	922	747	3596	
N of Miss	186	117	131	74	508	

Table 153: On how many occasions have you used cocaine or crack during the past 30 days?

Response	6	8	10	12	Total	
0	99.7	99.8	99.8	99.6	99.7	
1-2	0.2	0.2	0.1	0.1	0.2	
3-5	0.0	0.0	0.0	0.1	0.0	
6-9	0.1	0.0	0.0	0.0	0.0	
10+	0.0	0.0	0.1	0.1	0.1	
N of Valid	986	922	920	741	3569	
N of Miss	201	121	133	80	535	

Table 154: On how many occasions have you sniffed glue, breathed the contents of an aerosol spray can, or inhaled other gases or sprays, in order to get high in your lifetime?

Response	6	8	10	12	Total	
0	95.8	96.0	95.6	96.4	95.9	
1-2	3.3	1.9	2.6	2.0	2.5	
3-5	0.5	1.0	1.1	1.1	0.9	
6-9	0.1	0.2	0.3	0.1	0.2	
10+	0.3	0.9	0.4	0.4	0.5	
N of Valid	1000	925	923	745	3593	
N of Miss	187	118	130	76	511	

Table 155: On how many occasions have you sniffed glue, breathed the contents of an aerosol spray can, or inhaled other gases or sprays, in order to get high during the past 30 days?

Response	6	8	10	12	Total	
0	98.0	98.2	98.6	98.9	98.4	
1-2	1.8	1.0	1.2	0.5	1.2	
3-5	0.0	0.3	0.1	0.4	0.2	
6-9	0.1	0.0	0.1	0.0	0.1	
10+	0.1	0.5	0.0	0.1	0.2	
N of Valid	987	924	922	743	3576	
N of Miss	200	119	131	78	528	

Table 156: On how many occasions have you used Pegaramide (peg, Peggy, etc.) in your lifetime?


Response	6	8	10	12	Total	
0	100.0	100.0	100.0	100.0	100.0	
1-2	0.0	0.0	0.0	0.0	0.0	
3-5	0.0	0.0	0.0	0.0	0.0	
6-9	0.0	0.0	0.0	0.0	0.0	
10+	0.0	0.0	0.0	0.0	0.0	
N of Valid	978	922	922	744	3566	
N of Miss	209	121	131	77	538	

Table 157: On how many occasions have you used Pegaramide (peg, Peggy, etc.) during the past 30 days?


Response	6	8	10	12	Total	
0	100.0	100.0	100.0	100.0	100.0	
1-2	0.0	0.0	0.0	0.0	0.0	
3-5	0.0	0.0	0.0	0.0	0.0	
6-9	0.0	0.0	0.0	0.0	0.0	
10+	0.0	0.0	0.0	0.0	0.0	
N of Valid	980	920	921	743	3564	
N of Miss	207	123	132	78	540	

Table 158: On how many occasions have you used synthetic marijuana (K2, spice) in your lifetime?






Response	6	8	10	12	Total	
0	99.4	98.2	98.3	98.0	98.5	
1-2	0.4	1.3	1.1	1.3	1.0	
3-5	0.1	0.3	0.4	0.4	0.3	
6-9	0.1	0.0	0.0	0.0	0.0	
10+	0.0	0.2	0.2	0.3	0.2	
N of Valid	982	923	920	745	3570	
N of Miss	205	120	133	76	534	

Table 159: On how many occasions have you used synthetic marijuana (K2, spice) during the past 30 days?


Response	6	8	10	12	Total	
0	99.8	99.0	99.7	100.0	99.6	
1-2	0.2	0.7	0.3	0.0	0.3	
3-5	0.0	0.2	0.0	0.0	0.1	
6-9	0.0	0.1	0.0	0.0	0.0	
10+	0.0	0.0	0.0	0.0	0.0	
N of Valid	981	918	919	746	3564	
N of Miss	206	125	134	75	540	

Table 160: On how many occasions have you used methamphetamines (meth, speed, crank, crystal meth) in your lifetime?


Response	6	8	10	12	Total	
0	99.7	99.8	99.3	99.6	99.6	
1-2	0.2	0.1	0.3	0.3	0.2	
3-5	0.0	0.1	0.2	0.0	0.1	
6-9	0.0	0.0	0.0	0.0	0.0	
10+	0.1	0.0	0.1	0.1	0.1	
N of Valid	983	923	920	744	3570	
N of Miss	204	120	133	77	534	

Table 161: On how many occasions have you used methamphetamines (meth, speed, crank, crystal meth) in the past 30 days?


Response	6	8	10	12	Total	
0	100.0	99.8	99.9	100.0	99.9	
1-2	0.0	0.2	0.1	0.0	0.1	
3-5	0.0	0.0	0.0	0.0	0.0	
6-9	0.0	0.0	0.0	0.0	0.0	
10+	0.0	0.0	0.0	0.0	0.0	
N of Valid	979	919	922	744	3564	
N of Miss	208	124	131	77	540	

Table 162: On how many occasions have you used other chemical products (bath salts, plant food, etc.) in your lifetime?






Response	6	8	10	12	Total	
0	98.2	98.7	99.6	99.9	99.0	
1-2	0.9	0.9	0.1	0.1	0.5	
3-5	0.5	0.0	0.0	0.0	0.1	
6-9	0.1	0.2	0.0	0.0	0.1	
10+	0.3	0.2	0.3	0.0	0.2	
N of Valid	976	921	921	744	3562	
N of Miss	211	122	132	77	542	

Table 163: On how many occasions have you used other chemical products (bath salts, plant food, etc.) during the past 30 days?






Response	6	8	10	12	Total	
0	98.8	99.2	99.6	100.0	99.4	
1-2	0.6	0.4	0.2	0.0	0.3	
3-5	0.4	0.3	0.0	0.0	0.2	
6-9	0.1	0.0	0.0	0.0	0.0	
10+	0.1	0.0	0.2	0.0	0.1	
N of Valid	974	919	916	743	3552	
N of Miss	213	124	137	78	552	

Table 164: On how many occasions have you used heroin or other opiates in your lifetime?






Response	6	8	10	12	Total	
0	99.9	99.7	99.0	99.1	99.4	
1-2	0.1	0.1	0.5	0.4	0.3	
3-5	0.0	0.1	0.0	0.1	0.1	
6-9	0.0	0.1	0.2	0.0	0.1	
10+	0.0	0.0	0.2	0.4	0.1	
N of Valid	975	919	918	738	3550	
N of Miss	212	124	135	83	554	

Table 165: On how many occasions have you used heroin or other opiates during the past 30 days?


Response	6	8	10	12	Total	
0	100.0	100.0	99.7	99.7	99.9	
1-2	0.0	0.0	0.2	0.1	0.1	
3-5	0.0	0.0	0.1	0.0	0.0	
6-9	0.0	0.0	0.0	0.0	0.0	
10+	0.0	0.0	0.0	0.1	0.0	
N of Valid	967	913	915	731	3526	
N of Miss	220	130	138	90	578	

Table 166: On how many occasions have you used MDMA ('X', 'E', or ecstasy) in your lifetime?


Response	6	8	10	12	Total	
0	100.0	99.8	97.8	97.8	98.9	
1-2	0.0	0.1	1.3	1.4	0.6	
3-5	0.0	0.0	0.7	0.4	0.3	
6-9	0.0	0.1	0.0	0.3	0.1	
10+	0.0	0.0	0.2	0.1	0.1	
N of Valid	971	919	911	739	3540	
N of Miss	216	124	142	82	564	

Table 167: On how many occasions have you used MDMA ('X', 'E', or ecstasy) during the past 30 days?


Response	6	8	10	12	Total	
0	99.9	99.9	99.6	99.6	99.7	
1-2	0.0	0.0	0.2	0.0	0.1	
3-5	0.0	0.0	0.0	0.1	0.0	
6-9	0.0	0.1	0.2	0.0	0.1	
10+	0.1	0.0	0.0	0.3	0.1	
N of Valid	965	916	916	740	3537	
N of Miss	222	127	137	81	567	

Table 168: On how many occasions have you taken prescription drugs (such as Valium, Xanax, Ritalin, Adderall, OxyContin, Tramadol, or sleeping pills) not prescribed to you in your lifetime?






Response	6	8	10	12	Total	
0	96.7	96.2	90.5	90.6	93.7	
1-2	1.7	2.0	3.8	3.8	2.8	
3-5	0.7	0.3	2.4	1.8	1.3	
6-9	0.4	0.4	0.8	1.1	0.6	
10+	0.4	1.1	2.5	2.8	1.6	
N of Valid	974	917	920	742	3553	
N of Miss	213	126	133	79	551	

Table 169: On how many occasions have you taken prescription drugs (such as Valium, Xanax, Ritalin, Adderall, OxyContin, Tramadol, or sleeping pills) not prescribed to you during the past 30 days?






Response	6	8	10	12	Total	
0	98.9	97.8	96.4	96.0	97.4	
1-2	0.8	1.2	2.5	2.3	1.7	
3-5	0.1	0.2	0.1	0.9	0.3	
6-9	0.1	0.2	0.3	0.1	0.2	
10+	0.1	0.5	0.7	0.7	0.5	
N of Valid	975	918	916	742	3551	
N of Miss	212	125	137	79	553	

Table 170: On how many occasions have you taken non-prescription medicines such as diet pills (for example, Dietac, Dexatrim or Prolamine), stay-awake pills (for example No-Doz, Vivarin, or Wake), or cough or cold medicines (robos, DXM, etc.) to get high in your lifetime?






Response	6	8	10	12	Total	
0	98.9	99.1	95.4	97.0	97.7	
1-2	0.5	0.3	2.0	0.4	0.8	
3-5	0.1	0.1	1.1	0.5	0.4	
6-9	0.0	0.1	0.4	0.5	0.3	
10+	0.5	0.3	1.1	1.5	0.8	
N of Valid	977	917	918	745	3557	
N of Miss	210	126	135	76	547	

Table 171: On how many occasions have you taken non-prescription medicines such as diet pills (for example, Dietac, Dexatrim or Prolamine), stay-awake pills (for example No-Doz, Vivarin, or Wake), or cough or cold medicines (robos, DXM, etc.) to get high during the past 30 days?

Response	6	8	10	12	Total	
0	99.5	99.5	98.5	98.8	99.1	
1-2	0.4	0.2	0.7	0.5	0.5	
3-5	0.0	0.3	0.4	0.3	0.3	
6-9	0.0	0.0	0.2	0.1	0.1	
10+	0.1	0.0	0.2	0.3	0.1	
N of Valid	970	918	916	745	3549	
N of Miss	217	125	137	76	555	

Table 172: On how many occasions have you been drunk or very high from drinking alcoholic beverages during the past 30 days?

Response	6	8	10	12	Total	
0	99.4	96.6	91.9	85.2	93.8	
1-2	0.3	2.2	4.7	8.1	3.6	
3-5	0.1	0.3	1.9	3.5	1.3	
6-9	0.0	0.3	0.7	1.2	0.5	
10+	0.2	0.5	0.9	2.0	0.8	
N of Valid	964	919	913	741	3537	
N of Miss	223	124	140	80	567	

Table 173: On how many occasions have you drunk flavored alcoholic beverages, sometimes called 'alcopops' (like Mike's Hard Lemonade, Smirnoff Ice, Bacardi Breezers, etc.) in your lifetime?

Response	6	8	10	12	Total	
0	96.2	89.6	78.4	64.1	83.2	
1-2	3.0	4.4	7.4	8.3	5.6	
3-5	0.3	3.0	6.0	7.4	4.0	
6-9	0.2	0.9	2.7	4.4	1.9	
10+	0.3	2.2	5.4	15.7	5.3	
N of Valid	972	919	914	744	3549	
N of Miss	215	124	139	77	555	

Table 174: On how many occasions have you drunk flavored alcoholic beverages, sometimes called 'alcopops' (like Mike's Hard Lemonade, Smirnoff Ice, Bacardi Breezers, etc.) during the past 30 days?






Response	6	8	10	12	Total	
0	99.1	96.4	91.5	82.9	93.0	
1-2	0.6	2.0	5.0	8.9	3.8	
3-5	0.1	0.4	2.0	4.6	1.6	
6-9	0.0	0.5	0.8	1.6	0.7	
10+	0.2	0.7	0.8	2.0	0.8	
N of Valid	969	910	915	743	3537	
N of Miss	218	133	138	78	567	

Table 175: If you smoked cigarettes (not just a puff or drag) in the past year, how did you usually get them?













Response	6	8	10	12	Total	
I did not smoke cigarettes in the past year	96.5	90.5	85.5	78.1	88.2	
I bought them myself with a fake ID	0.2	0.2	0.3	0.4	0.3	
I bought them myself without a fake ID	0.0	0.1	0.7	4.8	1.2	
I got them from someone I know age 18 or older	0.2	1.9	5.9	9.8	4.2	
I got them from someone I know under age 18	0.7	1.1	1.6	1.7	1.2	
I got them from my brother or sister	0.1	0.3	0.0	0.1	0.1	
I got them from home with my parents' permission	0.3	0.2	0.8	0.3	0.4	
I got them from home without my parents' permission	0.4	1.9	1.6	0.4	1.1	
I got them from another relative	0.0	0.9	0.1	0.3	0.3	
A stranger bought them for me	0.0	0.0	0.4	0.1	0.1	
I took them from a store or shop	0.0	0.1	0.1	0.1	0.1	
Other	1.5	2.7	2.9	3.9	2.7	
N of Valid	923	893	891	725	3432	
N of Miss	264	150	162	96	672	

Table 176: If you used e-cigarettes, e-cigars, or e-hookahs (not just a puff or drag) in the past year, how did you usually get them? - I did not use e-cigarettes, e-cigars, or e-hookahs in the past year



Response	6	8	10	12	Total	
No	2.1	9.1	16.2	22.0	11.8	
Yes	97.9	90.9	83.8	78.0	88.2	
N of Valid	918	887	884	719	3408	
N of Miss	0	0	0	0	0	

Table 177: If you used e-cigarettes, e-cigars, or e-hookahs (not just a puff or drag) in the past year, how did you usually get them? - I bought them in a store such as a convenience store, supermarket, discount store, or gas station



Response	6	8	10	12	Total	
No	99.6	99.8	99.2	97.6	99.1	
Yes	0.4	0.2	0.8	2.4	0.9	
N of Valid	918	887	884	719	3408	
N of Miss	0	0	0	0	0	

Table 178: If you used e-cigarettes, e-cigars, or e-hookahs (not just a puff or drag) in the past year, how did you usually get them? - I got them on the Internet



Response	6	8	10	12	Total	
No	99.7	99.8	98.8	98.9	99.3	
Yes	0.3	0.2	1.2	1.1	0.7	
N of Valid	918	887	884	719	3408	
N of Miss	0	0	0	0	0	

Table 179: If you used e-cigarettes, e-cigars, or e-hookahs (not just a puff or drag) in the past year, how did you usually get them? - I got them at a store that sells electronic cigarettes, such as a "vape shop"



Response	6	8	10	12	Total	
No	99.8	99.5	98.9	95.7	98.6	
Yes	0.2	0.5	1.1	4.3	1.4	
N of Valid	918	887	884	719	3408	
N of Miss	0	0	0	0	0	

Table 180: If you used e-cigarettes, e-cigars, or e-hookahs (not just a puff or drag) in the past year, how did you usually get them? - I got them from a family member



Response	6	8	10	12	Total	
No	99.0	97.6	97.3	97.6	97.9	
Yes	1.0	2.4	2.7	2.4	2.1	
N of Valid	918	887	884	719	3408	
N of Miss	0	0	0	0	0	

Table 181: If you used e-cigarettes, e-cigars, or e-hookahs (not just a puff or drag) in the past year, how did you usually get them? - I got them from a friend



Response	6	8	10	12	Total	
No	99.3	95.7	89.6	89.7	93.8	
Yes	0.7	4.3	10.4	10.3	6.2	
N of Valid	918	887	884	719	3408	
N of Miss	0	0	0	0	0	

Table 182: If you used e-cigarettes, e-cigars, or e-hookahs (not just a puff or drag) in the past year, how did you usually get them? - A stranger got them for me



Response	6	8	10	12	Total	
No	99.9	99.7	99.5	99.7	99.7	
Yes	0.1	0.3	0.5	0.3	0.3	
N of Valid	918	887	884	719	3408	
N of Miss	0	0	0	0	0	

Table 183: If you used e-cigarettes, e-cigars, or e-hookahs (not just a puff or drag) in the past year, how did you usually get them? - I took them from a store or shop



Response	6	8	10	12	Total	
No	99.8	100.0	99.9	99.9	99.9	
Yes	0.2	0.0	0.1	0.1	0.1	
N of Valid	918	887	884	719	3408	
N of Miss	0	0	0	0	0	

Table 184: If you used e-cigarettes, e-cigars, or e-hookahs (not just a puff or drag) in the past year, how did you usually get them? - I got them some other way



Response	6	8	10	12	Total	
No	99.5	97.9	97.5	98.2	98.3	
Yes	0.5	2.1	2.5	1.8	1.7	
N of Valid	918	887	884	719	3408	
N of Miss	0	0	0	0	0	

Table 185: If you used marijuana (grass, pot) (not just a puff or drag) in the past year, how did you usually get it? - I did not use marijuana (grass, pot) in the past year



Response	6	8	10	12	Total	
No	2.3	10.3	19.6	30.0	14.7	
Yes	97.7	89.7	80.4	70.0	85.3	
N of Valid	919	892	888	720	3419	
N of Miss	0	0	0	0	0	

Table 186: If you used marijuana (grass, pot) (not just a puff or drag) in the past year, how did you usually get it? - I bought it myself



Response	6	8	10	12	Total	
No	99.5	98.2	92.9	87.9	95.0	
Yes	0.5	1.8	7.1	12.1	5.0	
N of Valid	919	892	888	720	3419	
N of Miss	0	0	0	0	0	

Table 187: If you used marijuana (grass, pot) (not just a puff or drag) in the past year, how did you usually get it? - I got it from someone at school



Response	6	8	10	12	Total	
No	100.0	99.3	97.0	96.7	98.3	
Yes	0.0	0.7	3.0	3.3	1.7	
N of Valid	919	892	888	720	3419	
N of Miss	0	0	0	0	0	

Table 188: If you used marijuana (grass, pot) (not just a puff or drag) in the past year, how did you usually get it? - I got it from someone with a medical marijuana card



Response	6	8	10	12	Total	
No	100.0	99.2	99.8	99.0	99.5	
Yes	0.0	0.8	0.2	1.0	0.5	
N of Valid	919	892	888	720	3419	
N of Miss	0	0	0	0	0	

Table 189: If you used marijuana (grass, pot) (not just a puff or drag) in the past year, how did you usually get it? - I got it from my brother or sister



Response	6	8	10	12	Total	
No	99.7	99.0	98.3	98.8	98.9	
Yes	0.3	1.0	1.7	1.2	1.1	
N of Valid	919	892	888	720	3419	
N of Miss	0	0	0	0	0	

Table 190: If you used marijuana (grass, pot) (not just a puff or drag) in the past year, how did you usually get it? - I got it from another relative



Response	6	8	10	12	Total	
No	99.6	97.9	97.4	97.6	98.2	
Yes	0.4	2.1	2.6	2.4	1.8	
N of Valid	919	892	888	720	3419	
N of Miss	0	0	0	0	0	

Table 191: If you used marijuana (grass, pot) (not just a puff or drag) in the past year, how did you usually get it? - Other



Response	6	8	10	12	Total	
No	98.8	94.8	92.8	88.5	94.0	
Yes	1.2	5.2	7.2	11.5	6.0	
N of Valid	919	892	888	720	3419	
N of Miss	0	0	0	0	0	

Table 192: If you drank alcohol (not just a sip or taste) in the past year, how did you usually get it?













Response	6	8	10	12	Total	
I did not drink alcohol in the past year	95.2	84.6	71.9	54.9	77.8	
I bought it myself with a fake ID	0.0	0.3	0.5	1.0	0.4	
I bought it myself without a fake ID	0.0	0.3	0.2	3.5	0.9	
I got it from someone I know age 21 or older	0.9	2.2	7.1	16.5	6.2	
I got it from someone I know under age 21	0.7	1.1	4.8	6.4	3.1	
I got it from my brother or sister	0.3	0.9	0.6	1.4	0.8	
I got it from home with my parents' permission	0.4	3.1	3.9	6.1	3.2	
I got it from home without my parents' permission	0.3	2.1	2.3	0.7	1.4	
I got it from another relative	0.2	1.6	2.2	2.2	1.5	
A stranger bought it for me	0.0	0.0	0.2	0.7	0.2	
I took it from a store or shop	0.2	0.2	0.3	0.0	0.2	
Other	1.8	3.4	6.1	6.7	4.4	
N of Valid	909	889	882	720	3400	
N of Miss	278	154	171	101	704	

Table 193: If you used prescription drugs or over the counter drugs without a doctor telling you to use it or for the purpose of getting high, where did you get these drugs? - Did not use



Response	6	8	10	12	Total	
No	1.9	3.5	6.1	7.1	4.5	
Yes	98.1	96.5	93.9	92.9	95.5	
N of Valid	912	885	881	723	3401	
N of Miss	0	0	0	0	0	

Table 194: If you used prescription drugs or over the counter drugs without a doctor telling you to use it or for the purpose of getting high, where did you get these drugs? -
Bought or took from store or shop



Response	6	8	10	12	Total	
No	99.5	99.7	99.4	99.2	99.4	
Yes	0.5	0.3	0.6	0.8	0.6	
N of Valid	912	885	881	723	3401	
N of Miss	0	0	0	0	0	

Table 195: If you used prescription drugs or over the counter drugs without a doctor telling you to use it or for the purpose of getting high, where did you get these drugs? -
Got from parents with permission



Response	6	8	10	12	Total	
No	99.3	99.3	99.0	99.0	99.2	
Yes	0.7	0.7	1.0	1.0	0.8	
N of Valid	912	885	881	723	3401	
N of Miss	0	0	0	0	0	

Table 196: If you used prescription drugs or over the counter drugs without a doctor telling you to use it or for the purpose of getting high, where did you get these drugs? -
Got from home without permission



Response	6	8	10	12	Total	
No	99.2	99.2	98.9	98.9	99.1	
Yes	0.8	0.8	1.1	1.1	0.9	
N of Valid	912	885	881	723	3401	
N of Miss	0	0	0	0	0	

Table 197: If you used prescription drugs or over the counter drugs without a doctor telling you to use it or for the purpose of getting high, where did you get these drugs? -
Got from relative with permission



Response	6	8	10	12	Total	
No	99.7	99.9	99.2	99.0	99.5	
Yes	0.3	0.1	0.8	1.0	0.5	
N of Valid	912	885	881	723	3401	
N of Miss	0	0	0	0	0	

Table 198: If you used prescription drugs or over the counter drugs without a doctor telling you to use it or for the purpose of getting high, where did you get these drugs? -
Got from relative without permission



Response	6	8	10	12	Total	
No	99.8	100.0	99.2	99.6	99.6	
Yes	0.2	0.0	0.8	0.4	0.4	
N of Valid	912	885	881	723	3401	
N of Miss	0	0	0	0	0	

Table 199: If you used prescription drugs or over the counter drugs without a doctor telling you to use it or for the purpose of getting high, where did you get these drugs? -
Got from friend's home with permission



Response	6	8	10	12	Total	
No	99.5	99.7	99.3	99.7	99.5	
Yes	0.5	0.3	0.7	0.3	0.5	
N of Valid	912	885	881	723	3401	
N of Miss	0	0	0	0	0	

Table 200: If you used prescription drugs or over the counter drugs without a doctor telling you to use it or for the purpose of getting high, where did you get these drugs? -
Got from friend's home without permission



Response	6	8	10	12	Total	
No	99.9	99.7	99.4	99.7	99.7	
Yes	0.1	0.3	0.6	0.3	0.3	
N of Valid	912	885	881	723	3401	
N of Miss	0	0	0	0	0	

Table 201: If you used prescription drugs or over the counter drugs without a doctor telling you to use it or for the purpose of getting high, where did you get these drugs? -
Got from friend at school



Response	6	8	10	12	Total	
No	99.7	99.7	99.0	99.7	99.5	
Yes	0.3	0.3	1.0	0.3	0.5	
N of Valid	912	885	881	723	3401	
N of Miss	0	0	0	0	0	

Table 202: If you used prescription drugs or over the counter drugs without a doctor telling you to use it or for the purpose of getting high, where did you get these drugs? -
Got from friend at party



Response	6	8	10	12	Total	
No	99.8	99.8	99.4	99.0	99.5	
Yes	0.2	0.2	0.6	1.0	0.5	
N of Valid	912	885	881	723	3401	
N of Miss	0	0	0	0	0	

Table 203: If you used prescription drugs or over the counter drugs without a doctor telling you to use it or for the purpose of getting high, where did you get these drugs? -
Got from friend, elsewhere



Response	6	8	10	12	Total	
No	99.7	99.2	98.3	98.2	98.9	
Yes	0.3	0.8	1.7	1.8	1.1	
N of Valid	912	885	881	723	3401	
N of Miss	0	0	0	0	0	

Table 204: If you used prescription drugs or over the counter drugs without a doctor telling you to use it or for the purpose of getting high, where did you get these drugs? -
Got from internet sale



Response	6	8	10	12	Total	
No	99.8	99.3	99.8	99.7	99.6	
Yes	0.2	0.7	0.2	0.3	0.4	
N of Valid	912	885	881	723	3401	
N of Miss	0	0	0	0	0	

Table 205: During the last month, about how many marijuana cigarettes, or the equivalent, did you smoke a day, on the average?


Response	6	8	10	12	Total	
None	98.3	94.8	90.9	84.2	92.5	
Less than 1 a day	0.5	2.3	2.9	5.6	2.7	
1 a day	0.4	1.0	2.1	3.1	1.6	
2-3 a day	0.2	1.0	1.8	3.5	1.5	
4-6 a day	0.1	0.2	1.4	1.4	0.7	
7-10 a day	0.2	0.1	0.3	1.0	0.4	
11 or more a day	0.2	0.6	0.7	1.3	0.6	
N of Valid	920	880	877	714	3391	
N of Miss	267	163	176	107	713	

Table 206: How wrong do your friends feel it would be for YOU to: have one or two drinks of an alcoholic beverage nearly every day?


Response	6	8	10	12	Total	
Very wrong	83.1	66.1	51.1	43.8	62.1	
Wrong	11.5	19.1	21.8	22.8	18.5	
A little bit wrong	3.9	9.8	16.6	17.6	11.6	
Not at all wrong	1.4	5.0	10.5	15.8	7.7	
N of Valid	919	885	882	723	3409	
N of Miss	268	158	171	98	695	

Table 207: How wrong do your friends feel it would be for YOU to: smoke tobacco?


Response	6	8	10	12	Total	
Very wrong	88.5	71.9	59.8	49.9	68.5	
Wrong	8.5	16.2	21.0	20.6	16.3	
A little bit wrong	1.2	7.2	9.7	14.1	7.7	
Not at all wrong	1.9	4.8	9.5	15.4	7.5	
N of Valid	911	881	873	722	3387	
N of Miss	276	162	180	99	717	

Table 208: How wrong do your friends feel it would be for YOU to: smoke marijuana?





Response	6	8	10	12	Total	
Very wrong	92.7	73.6	52.7	40.7	66.3	
Wrong	4.5	11.3	14.1	16.0	11.2	
A little bit wrong	1.1	8.0	14.9	16.3	9.7	
Not at all wrong	1.7	7.2	18.3	27.0	12.8	
N of Valid	905	879	871	718	3373	
N of Miss	282	164	182	103	731	

Table 209: How wrong do your friends feel it would be for YOU to: use prescription drugs not prescribed to you?





Response	6	8	10	12	Total	
Very wrong	89.9	80.8	72.2	70.4	78.8	
Wrong	7.0	11.7	15.7	17.0	12.6	
A little bit wrong	1.8	4.4	6.3	5.8	4.5	
Not at all wrong	1.3	3.1	5.7	6.8	4.1	
N of Valid	912	882	870	719	3383	
N of Miss	275	161	183	102	721	

Table 210: How wrong would most adults (over 21) in your neighborhood think it is for kids your age: to use marijuana?





Response	6	8	10	12	Total	
Very wrong	91.8	79.2	65.8	58.6	74.7	
Wrong	5.1	11.4	16.8	18.9	12.7	
A little bit wrong	1.6	5.1	9.8	12.0	6.9	
Not at all wrong	1.5	4.2	7.6	10.5	5.7	
N of Valid	910	877	876	725	3388	
N of Miss	277	166	177	96	716	

Table 211: How wrong would most adults (over 21) in your neighborhood think it is for kids your age: to drink alcohol?


Response	6	8	10	12	Total	
Very wrong	86.7	72.8	60.1	49.5	68.2	
Wrong	8.3	15.4	21.1	21.6	16.3	
A little bit wrong	3.1	7.3	12.8	17.4	9.8	
Not at all wrong	1.9	4.5	6.0	11.5	5.7	
N of Valid	902	875	872	723	3372	
N of Miss	285	168	181	98	732	

Table 212: How wrong would most adults (over 21) in your neighborhood think it is for kids your age: to smoke cigarettes?


Response	6	8	10	12	Total	
Very wrong	87.4	75.2	67.1	58.3	72.7	
Wrong	8.2	14.4	18.5	17.0	14.4	
A little bit wrong	3.1	6.8	8.8	14.6	8.0	
Not at all wrong	1.2	3.7	5.6	10.1	4.9	
N of Valid	891	870	868	724	3353	
N of Miss	296	173	185	97	751	

Table 213: How much do each of the following statements describe your neighborhood? crime and/or drug selling


Response	6	8	10	12	Total	
NO!	83.1	72.0	63.1	67.5	71.7	
no	10.0	16.4	22.9	20.6	17.3	
yes	5.0	8.2	9.5	8.1	7.7	
YES!	1.9	3.4	4.5	3.8	3.4	
N of Valid	897	874	873	718	3362	
N of Miss	290	169	180	103	742	

Table 214: How much do each of the following statements describe your neighborhood? fights





Response	6	8	10	12	Total	
NO!	69.1	64.1	61.1	66.2	65.1	
no	14.5	20.2	24.7	21.7	20.2	
yes	12.3	11.0	10.1	8.8	10.7	
YES!	4.0	4.7	4.1	3.3	4.1	
N of Valid	891	872	871	718	3352	
N of Miss	296	171	182	103	752	

Table 215: How much do each of the following statements describe your neighborhood? lots of empty or abandoned buildings





Response	6	8	10	12	Total	
NO!	74.7	68.4	63.8	69.3	69.1	
no	17.8	19.2	25.3	20.3	20.7	
yes	5.2	8.8	6.8	7.4	7.0	
YES!	2.2	3.6	4.0	3.1	3.2	
N of Valid	891	868	868	719	3346	
N of Miss	296	175	185	102	758	

Table 216: How much do each of the following statements describe your neighborhood? lots of graffiti





Response	6	8	10	12	Total	
NO!	86.6	76.4	70.7	76.5	77.6	
no	10.0	19.0	24.7	20.4	18.4	
yes	1.8	2.5	2.4	2.1	2.2	
YES!	1.6	2.1	2.2	1.0	1.7	
N of Valid	871	865	870	715	3321	
N of Miss	316	178	183	106	783	

Table 217: I feel safe in my neighborhood.

Response	6	8	10	12	Total
NO!	9.0	9.6	7.3	8.6	8.6
no	5.0	8.5	8.9	6.3	7.2
yes	29.3	30.3	36.1	34.3	32.4
YES!	56.8	51.6	47.8	50.8	51.8
N of Valid	881	866	868	718	3333
N of Miss	306	177	185	103	771

Table 218: If a kid smoked marijuana in your neighborhood would he or she be caught by the police?

Response	6	8	10	12	Total
NO!	17.2	21.2	23.1	31.6	22.9
no	17.4	34.8	46.3	41.5	34.7
yes	26.4	24.9	18.6	15.6	21.7
YES!	39.0	19.0	12.0	11.3	20.8
N of Valid	884	882	877	716	3359
N of Miss	303	161	176	105	745

Table 219: If a kid drank some beer, wine or hard liquor (for example, vodka, whiskey, or gin) in your neighborhood would he or she be caught by the police?

Response	6	8	10	12	Total
NO!	18.3	24.4	27.0	35.1	25.8
no	22.0	40.5	49.4	45.8	39.1
yes	28.7	21.5	14.1	12.3	19.5
YES!	31.1	13.6	9.5	6.8	15.7
N of Valid	879	876	874	716	3345
N of Miss	308	167	179	105	759

Table 220: If a kid carried a handgun in your neighborhood would he or she be caught by the police?

Response	6	8	10	12	Total
NO!	16.6	21.2	21.3	28.9	21.7
no	16.7	28.1	38.3	31.5	28.5
yes	23.6	27.1	21.9	22.8	23.9
YES!	43.1	23.6	18.6	16.8	25.9
N of Valid	878	878	873	714	3343
N of Miss	309	165	180	107	761

Table 221: If you wanted to get some cigarettes, how easy would it be for you to get some?

Response	6	8	10	12	Total
Very hard	81.7	60.6	43.5	28.5	54.7
Sort of hard	9.6	13.1	14.9	10.7	12.1
Sort of easy	5.0	14.4	22.6	19.3	15.1
Very easy	3.8	11.8	19.0	41.4	18.0
N of Valid	868	861	873	719	3321
N of Miss	319	182	180	102	783

Table 222: If you wanted to get some beer, wine or hard liquor (for example, vodka, whiskey, or gin), how easy would it be for you to get some?

Response	6	8	10	12	Total
Very hard	78.6	55.6	34.9	26.8	49.9
Sort of hard	10.7	14.9	16.1	12.5	13.6
Sort of easy	5.7	16.8	24.3	25.7	17.8
Very easy	5.1	12.7	24.7	35.0	18.7
N of Valid	863	864	870	720	3317
N of Miss	324	179	183	101	787

Table 223: If you wanted to get a drug like cocaine, LSD, or amphetamines, how easy would it be for you to get some?

Response	6	8	10	12	Total	
Very hard	94.7	86.9	73.8	67.2	81.2	
Sort of hard	3.3	7.5	14.2	17.2	10.2	
Sort of easy	1.0	3.0	6.3	8.0	4.5	
Very easy	1.0	2.6	5.7	7.7	4.1	
N of Valid	860	858	867	716	3301	
N of Miss	327	185	186	105	803	

Table 224: If you wanted to get a handgun, how easy would it be for you to get one?

Response	6	8	10	12	Total	
Very hard	79.3	63.6	53.0	48.1	61.5	
Sort of hard	9.4	12.9	17.7	17.4	14.3	
Sort of easy	5.5	11.1	15.9	15.6	11.9	
Very easy	5.8	12.4	13.4	18.9	12.4	
N of Valid	858	858	868	718	3302	
N of Miss	329	185	185	103	802	

Table 225: If you wanted to get some marijuana, how easy would it be for you to get some?

Response	6	8	10	12	Total	
Very hard	92.2	73.3	44.3	35.6	62.4	
Sort of hard	3.8	7.5	13.9	10.1	8.8	
Sort of easy	1.6	8.5	17.2	18.0	11.1	
Very easy	2.4	10.6	24.6	36.3	17.8	
N of Valid	851	855	865	716	3287	
N of Miss	336	188	188	105	817	

Table 226: If you wanted to get prescription drugs for the purpose of getting high, how easy would it be for you to get some?





Response	6	8	10	12	Total	
Very hard	86.2	70.0	54.6	49.7	65.7	
Sort of hard	6.5	10.0	15.1	14.5	11.4	
Sort of easy	3.5	10.0	14.5	15.2	10.7	
Very easy	3.8	9.9	15.9	20.6	12.2	
N of Valid	850	857	863	715	3285	
N of Miss	337	186	190	106	819	

Table 227: If you wanted to get synthetic marijuana such as K2 or chemical products such as bath salts to get high, how easy would it be for you to get some?





Response	6	8	10	12	Total	
Very hard	93.5	84.3	71.3	66.2	79.3	
Sort of hard	3.2	8.2	13.8	13.6	9.6	
Sort of easy	1.6	3.5	7.7	10.6	5.7	
Very easy	1.6	4.0	7.1	9.6	5.4	
N of Valid	852	855	869	718	3294	
N of Miss	335	188	184	103	810	

Table 228: If you wanted to get steroids to use or to enhance athletic performance, how easy would it be for you to get some?





Response	6	8	10	12	Total	
Very hard	91.5	84.2	71.7	65.6	78.8	
Sort of hard	5.4	8.5	15.4	14.7	10.9	
Sort of easy	1.7	3.4	7.0	10.2	5.4	
Very easy	1.4	3.9	5.9	9.5	5.0	
N of Valid	848	855	866	716	3285	
N of Miss	339	188	187	105	819	

Table 229: If you wanted to get e-cigarettes, e-cigars, or e-hookahs, how easy would it be for you to get some?





Response	6	8	10	12	Total	
Very hard	88.5	72.8	54.3	43.6	65.6	
Sort of hard	5.8	9.4	11.8	7.3	8.6	
Sort of easy	3.1	8.4	15.8	15.7	10.6	
Very easy	2.6	9.4	18.1	33.4	15.2	
N of Valid	846	854	862	715	3277	
N of Miss	341	189	191	106	827	

Table 230: During the past 12 months, have you participated in any alcohol prevention programs or seen any alcohol prevention messages in your school or community? Yes, a school-based program focused on preventing underage drinking and/or drinking and driving.



Response	6	8	10	12	Total	
No	57.3	66.1	76.4	78.6	69.2	
Yes	42.7	33.9	23.6	21.4	30.8	
N of Valid	838	847	851	705	3241	
N of Miss	0	0	0	0	0	

Table 231: During the past 12 months, have you participated in any alcohol prevention programs or seen any alcohol prevention messages in your school or community? Yes, a community-based program focused on preventing underage drinking and/or drinking and driving (for example, through your church or temple or through youth groups like Boys and Girls Club or 4-H).



Response	6	8	10	12	Total	
No	88.3	92.4	93.7	94.6	92.2	
Yes	11.7	7.6	6.3	5.4	7.8	
N of Valid	838	847	851	705	3241	
N of Miss	0	0	0	0	0	

Table 232: During the past 12 months, have you participated in any alcohol prevention programs or seen any alcohol prevention messages in your school or community? Yes, a media campaign addressing underage drinking and/or drinking and driving (for example, newspaper ads, posters, pamphlets, radio, TV).

Response	6	8	10	12	Total	
No	91.1	89.7	91.2	94.9	91.6	
Yes	8.9	10.3	8.8	5.1	8.4	
N of Valid	838	847	851	705	3241	
N of Miss	0	0	0	0	0	

Table 233: During the past 12 months, have you participated in any alcohol prevention programs or seen any alcohol prevention messages in your school or community? No

Response	6	8	10	12	Total	
No	49.6	43.3	32.7	28.2	38.9	
Yes	50.4	56.7	67.3	71.8	61.1	
N of Valid	838	847	851	705	3241	
N of Miss	0	0	0	0	0	

Table 234: How wrong do your parents feel it would be for YOU to: have one or two drinks of an alcoholic beverage nearly every day?

Response	6	8	10	12	Total	
Very wrong	91.7	87.4	82.1	75.1	84.5	
Wrong	6.1	7.9	11.7	13.6	9.6	
A little bit wrong	1.7	2.8	4.5	7.8	4.0	
Not at all wrong	0.5	1.9	1.8	3.5	1.8	
N of Valid	858	856	847	706	3267	
N of Miss	329	187	206	115	837	

Table 235: How wrong do your parents feel it would be for YOU to: smoke tobacco?

Response	6	8	10	12	Total	
Very wrong	93.7	90.9	85.5	78.4	87.5	
Wrong	4.3	5.8	9.2	11.6	7.6	
A little bit wrong	0.8	1.4	3.8	6.0	2.8	
Not at all wrong	1.2	1.9	1.5	4.0	2.1	
N of Valid	858	855	848	705	3266	
N of Miss	329	188	205	116	838	

Table 236: How wrong do your parents feel it would be for YOU to: smoke marijuana?


Response	6	8	10	12	Total	
Very wrong	96.0	90.5	82.4	76.0	86.7	
Wrong	2.5	3.6	8.5	8.5	5.7	
A little bit wrong	0.5	3.1	4.7	7.7	3.8	
Not at all wrong	1.1	2.8	4.3	7.8	3.8	
N of Valid	848	850	843	705	3246	
N of Miss	339	193	210	116	858	

Table 237: How wrong do your parents feel it would be for YOU to: use prescription drugs not prescribed to you?


Response	6	8	10	12	Total	
Very wrong	94.2	92.8	89.7	89.3	91.6	
Wrong	4.0	4.2	6.6	5.9	5.1	
A little bit wrong	1.1	1.1	2.2	3.6	1.9	
Not at all wrong	0.8	1.9	1.4	1.3	1.4	
N of Valid	855	852	847	698	3252	
N of Miss	332	191	206	123	852	

Table 238: How wrong do your parents feel it would be for YOU to: steal something?


Response	6	8	10	12	Total	
Very wrong	90.8	86.0	88.8	89.2	88.7	
Wrong	7.7	10.6	8.3	7.8	8.7	
A little bit wrong	1.2	1.9	1.7	1.9	1.6	
Not at all wrong	0.4	1.5	1.2	1.1	1.1	
N of Valid	844	848	840	702	3234	
N of Miss	343	195	213	119	870	

Table 239: How wrong do your parents feel it would be for YOU to: draw graffiti, write things, or draw pictures on buildings or other property (without the owner's permission)?

Response	6	8	10	12	Total	
Very wrong	92.5	87.0	86.7	84.8	87.9	
Wrong	5.5	8.5	8.7	10.8	8.3	
A little bit wrong	1.1	2.4	2.9	2.7	2.2	
Not at all wrong	0.9	2.1	1.8	1.7	1.6	
N of Valid	851	846	842	702	3241	
N of Miss	336	197	211	119	863	

Table 240: How wrong do your parents feel it would be for YOU to: pick a fight with someone?

Response	6	8	10	12	Total	
Very wrong	74.9	70.6	67.1	68.8	70.4	
Wrong	17.4	16.9	18.5	18.7	17.9	
A little bit wrong	5.9	9.0	10.7	9.5	8.7	
Not at all wrong	1.8	3.5	3.7	3.0	3.0	
N of Valid	849	846	843	705	3243	
N of Miss	338	197	210	116	861	

Table 241: During the past 12 months, have you talked with at least one of your parents about the dangers of underage drinking and/or drinking and driving? By parents, we mean either your biological parents, adoptive parents, stepparents, or adult guardians - whether or not they live with you.

Response	6	8	10	12	Total	
No	47.9	51.8	54.9	54.6	52.2	
Yes	52.1	48.2	45.1	45.4	47.8	
N of Valid	823	817	831	681	3152	
N of Miss	364	226	222	140	952	

Table 242: The rules in my family are clear.

Response	6	8	10	12	Total	
NO!	6.0	6.3	4.2	6.3	5.7	
no	3.3	5.4	6.8	6.2	5.4	
yes	22.2	33.3	38.9	38.6	33.0	
YES!	68.5	55.1	50.1	48.9	55.9	
N of Valid	847	841	849	710	3247	
N of Miss	340	202	204	111	857	

Table 243: People in my family have serious arguments about the same things, and often insult or yell at each other.

Response	6	8	10	12	Total	
NO!	46.9	33.8	27.4	29.3	34.5	
no	28.4	36.8	41.9	39.9	36.6	
yes	15.9	20.0	20.3	20.3	19.1	
YES!	8.8	9.3	10.5	10.5	9.8	
N of Valid	838	848	848	706	3240	
N of Miss	349	195	205	115	864	

Table 244: When I am not at home, one of my parents knows where I am and who I am with.

Response	6	8	10	12	Total	
NO!	6.6	7.5	4.5	5.9	6.1	
no	3.0	4.3	4.4	7.9	4.8	
yes	19.2	27.2	36.4	37.0	29.7	
YES!	71.3	61.1	54.7	49.2	59.4	
N of Valid	835	843	846	708	3232	
N of Miss	352	200	207	113	872	

Table 245: My family has clear rules about alcohol and drug use.

Response	6	8	10	12	Total
NO!	6.5	7.7	5.7	6.9	6.7
no	4.3	7.3	10.1	10.3	7.9
yes	15.3	24.5	29.9	35.0	25.9
YES!	73.9	60.4	54.3	47.7	59.5
N of Valid	835	844	849	706	3234
N of Miss	352	199	204	115	870

Table 246: If you skipped school would you be caught by your parents?

Response	6	8	10	12	Total
NO!	8.1	10.9	9.2	11.9	10.0
no	4.2	11.1	17.3	19.3	12.8
yes	16.9	23.5	28.0	31.7	24.8
YES!	70.8	54.5	45.5	37.0	52.5
N of Valid	830	838	844	703	3215
N of Miss	357	205	209	118	889

Table 247: My parents ask if I've gotten my homework done.

Response	6	8	10	12	Total
NO!	6.9	7.4	10.1	14.4	9.5
no	2.8	9.5	13.0	21.5	11.3
yes	20.3	32.0	35.0	33.2	30.0
YES!	70.1	51.1	41.9	30.9	49.1
N of Valid	829	834	844	708	3215
N of Miss	358	209	209	113	889

Table 248: Would your parents know if you did not come home on time?

Response	6	8	10	12	Total	
NO!	6.1	7.5	6.1	8.1	6.9	
no	5.7	8.8	10.0	11.2	8.8	
yes	18.8	26.6	30.8	35.0	27.5	
YES!	69.4	57.2	53.1	45.7	56.7	
N of Valid	824	831	840	703	3198	
N of Miss	363	212	213	118	906	

Table 249: Do you know how to properly dispose of leftover prescription drugs?

Response	6	8	10	12	Total	
No	73.4	70.1	63.9	60.0	67.0	
Yes	26.6	29.9	36.1	40.0	33.0	
N of Valid	787	817	833	697	3134	
N of Miss	400	226	220	124	970	

Table 250: Have any of your brothers or sisters ever: drunk beer, wine or hard liquor (for example, vodka, whiskey or gin)?

Response	6	8	10	12	Total	
No	79.0	64.7	51.5	45.4	60.8	
Yes	17.2	30.3	44.3	50.0	34.8	
I don't have any brothers or sisters	3.9	5.0	4.2	4.6	4.4	
N of Valid	857	865	864	720	3306	
N of Miss	330	178	189	101	798	

Table 251: Have any of your brothers or sisters ever: smoked marijuana?

Response	6	8	10	12	Total	
No	91.3	78.6	66.2	59.3	74.5	
Yes	4.9	16.5	29.5	36.4	21.2	
I don't have any brothers or sisters	3.7	4.8	4.3	4.3	4.3	
N of Valid	854	866	865	720	3305	
N of Miss	333	177	188	101	799	

Table 252: Have any of your brothers or sisters ever: smoked cigarettes?




Response	6	8	10	12	Total	
No	84.4	75.8	67.8	61.7	72.8	
Yes	11.9	19.3	28.0	34.1	22.9	
I don't have any brothers or sisters	3.8	5.0	4.2	4.2	4.3	
N of Valid	850	866	857	715	3288	
N of Miss	337	177	196	106	816	

Table 253: Have any of your brothers or sisters ever: taken a handgun to school?




Response	6	8	10	12	Total	
No	95.2	93.3	93.1	93.4	93.8	
Yes	0.9	1.6	2.7	2.5	1.9	
I don't have any brothers or sisters	3.9	5.1	4.2	4.1	4.3	
N of Valid	847	861	861	715	3284	
N of Miss	340	182	192	106	820	

Table 254: Have any of your brothers or sisters ever: been suspended or expelled from school?




Response	6	8	10	12	Total	
No	75.8	69.5	67.8	68.4	70.4	
Yes	20.4	25.4	28.1	27.4	25.3	
I don't have any brothers or sisters	3.8	5.1	4.1	4.2	4.3	
N of Valid	846	859	860	715	3280	
N of Miss	341	184	193	106	824	

Table 255: Have any of your brothers or sisters ever: used e-cigarettes, e-cigars or e-hookahs (vaping)?




Response	6	8	10	12	Total	
No	89.2	79.1	74.1	67.7	77.9	
Yes	6.8	15.9	21.7	28.0	17.7	
I don't have any brothers or sisters	4.0	5.0	4.2	4.3	4.4	
N of Valid	850	858	861	719	3288	
N of Miss	337	185	192	102	816	

Table 256: Have any of your brothers or sisters ever: used prescription drugs not prescribed to him/her?




Response	6	8	10	12	Total	
No	92.6	89.5	85.9	83.4	88.0	
Yes	3.9	5.5	9.9	12.3	7.7	
I don't have any brothers or sisters	3.4	5.0	4.2	4.3	4.2	
N of Valid	842	855	860	718	3275	
N of Miss	345	188	193	103	829	

Table 257: Have you changed homes in the past year (the last 12 months)?



Response	6	8	10	12	Total	
No	69.3	75.3	80.1	79.2	75.9	
Yes	30.7	24.7	19.9	20.8	24.1	
N of Valid	850	864	863	717	3294	
N of Miss	337	179	190	104	810	

Table 258: How many times have you changed homes since kindergarten?






Response	6	8	10	12	Total	
Never	39.0	37.6	31.1	35.0	35.7	
1 or 2 times	32.2	28.9	34.0	29.2	31.2	
3 or 4 times	17.5	20.1	20.0	19.5	19.3	
5 or 6 times	5.0	7.8	7.9	8.9	7.3	
7 or more times	6.4	5.6	7.0	7.3	6.5	
N of Valid	848	861	861	722	3292	
N of Miss	339	182	192	99	812	

Table 259: Have you changed schools (including changing from elementary to middle and middle to high school) in the past year?



Response	6	8	10	12	Total	
No	41.8	66.4	59.2	76.9	60.5	
Yes	58.2	33.6	40.8	23.1	39.5	
N of Valid	844	853	851	715	3263	
N of Miss	343	190	202	106	841	

Table 260: How many times have you changed schools since kindergarten (including changing from elementary to middle and middle to high school)?






Response	6	8	10	12	Total	
Never	28.0	28.6	25.7	29.3	27.8	
1 or 2 times	49.1	39.6	27.0	25.0	35.5	
3 or 4 times	14.5	21.7	32.1	30.2	24.4	
5 or 6 times	5.6	6.0	9.0	10.4	7.6	
7 or more times	3.0	4.1	6.2	5.1	4.6	
N of Valid	844	861	856	721	3282	
N of Miss	343	182	197	100	822	

Table 261: Has anyone in your family ever had severe alcohol or drug problems?



Response	6	8	10	12	Total	
No	73.4	65.2	58.2	57.3	63.7	
Yes	26.6	34.8	41.8	42.7	36.3	
N of Valid	830	845	852	719	3246	
N of Miss	357	198	201	102	858	

Table 262: About how many adults (over 21) have you known personally who in the past year have: used marijuana, crack, cocaine, or other drugs?






Response	6	8	10	12	Total	
0	81.5	68.4	56.8	50.3	64.8	
1	11.0	13.5	13.7	14.2	13.0	
2	3.2	8.7	9.6	13.4	8.5	
3-4	1.5	3.9	8.4	8.4	5.5	
5	2.8	5.5	11.5	13.7	8.1	
N of Valid	849	862	854	717	3282	
N of Miss	338	181	199	104	822	

Table 263: About how many adults (over 21) have you known personally who in the past year have: sold or dealt drugs?






Response	6	8	10	12	Total	
0	88.6	79.5	69.9	66.9	76.6	
1	6.6	10.6	11.0	10.9	9.7	
2	1.6	4.0	7.6	8.5	5.3	
3-4	1.6	2.7	4.8	8.2	4.2	
5	1.7	3.2	6.7	5.4	4.2	
N of Valid	836	850	855	717	3258	
N of Miss	351	193	198	104	846	

Table 264: About how many adults (over 21) have you known personally who in the past year have: done other things that could get them in trouble with the police, like stealing, selling stolen goods, mugging or assaulting others, etc.?






Response	6	8	10	12	Total	
0	83.6	73.8	70.8	70.3	74.8	
1	10.7	11.9	11.7	10.7	11.3	
2	2.3	6.3	6.9	6.6	5.5	
3-4	1.1	3.3	4.8	5.9	3.7	
5	2.4	4.8	5.8	6.6	4.8	
N of Valid	841	859	856	717	3273	
N of Miss	346	184	197	104	831	

Table 265: About how many adults (over 21) have you known personally who in the past year have: gotten drunk or high?










Response	6	8	10	12	Total	
0	64.6	50.8	38.6	32.8	47.1	
1	18.2	17.9	14.0	12.7	15.8	
2	7.4	9.7	10.3	13.0	10.0	
3-4	3.1	7.9	11.3	11.4	8.3	
5	6.7	13.7	25.9	30.1	18.7	
N of Valid	835	853	853	717	3258	
N of Miss	352	190	200	104	846	

Table 266: How honest were you in filling out this survey?

Response	6	8	10	12	Total	
I was very honest	83.8	77.7	77.9	76.3	79.0	
I was honest pretty much of the time	14.0	17.1	16.6	16.5	16.0	
I was honest some of the time	1.5	4.4	3.9	5.1	3.7	
I was honest once in a while	0.7	0.8	1.6	2.1	1.3	
I was not honest at all	0.0	0.0	0.0	0.0	0.0	
N of Valid	853	846	854	723	3276	
N of Miss	334	197	199	98	828	