

# 2018 APNA

## Arkansas Prevention Needs Assessment Survey

**Region 12  
Frequency Distribution Tables**

Counties: Arkansas, Cleveland, Grant, Jefferson, Lincoln

Arkansas Department of Human Services  
Division of Aging, Adult & Behavioral Health Services  
And  
University of Arkansas at Little Rock  
MidSOUTH Center for Prevention and Training

Conducted by International Survey Associates dba Pride Surveys



## Contents

1	INTRODUCTION	11
2	PERCENTAGE TABLES	15

## List of Frequency Distribution Tables

1	Gender	16
2	Age	16
3	Are you Hispanic or Latino?	16
4	What is your race? Black or African American	17
5	What is your race? Asian	17
6	What is your race? American Indian	17
7	What is your race? Alaska Native	17
8	What is your race? White	18
9	What is your race? Native Hawaiian or Other Pacific Islander	18
10	What is your race? Other	18
11	What is the highest level of schooling completed by your mother or father?	19
12	Think of where you live most of the time. Which of the following people live there with you? Mother	19
13	Think of where you live most of the time. Which of the following people live there with you? Stepmother	19
14	Think of where you live most of the time. Which of the following people live there with you? Foster Mother	20
15	Think of where you live most of the time. Which of the following people live there with you? Grandmother	20
16	Think of where you live most of the time. Which of the following people live there with you? Aunt	20
17	Think of where you live most of the time. Which of the following people live there with you? Father	20
18	Think of where you live most of the time. Which of the following people live there with you? Stepfather	21
19	Think of where you live most of the time. Which of the following people live there with you? Foster Father	21
20	Think of where you live most of the time. Which of the following people live there with you? Grandfather	21
21	Think of where you live most of the time. Which of the following people live there with you? Uncle	21
22	Think of where you live most of the time. Which of the following people live there with you? Other Adults	22
23	Think of where you live most of the time. Which of the following people live there with you? Brother(s)	22
24	Think of where you live most of the time. Which of the following people live there with you? Stepbrother(s)	22
25	Think of where you live most of the time. Which of the following people live there with you? Sister(s)	22
26	Think of where you live most of the time. Which of the following people live there with you? Stepsister(s)	23

27	Think of where you live most of the time. Which of the following people live there with you? Other Children . . . . .	23
28	In my school, students have lots of chances to help decide things like class activities and rules. . . . .	23
29	Teachers ask me to work on special classroom projects. . . . .	23
30	My teacher(s) notices when I am doing a good job and lets me know about it. . . . .	24
31	There are lots of chances for students in my school to get involved in sports, clubs, and other school activities outside of class. . . . .	24
32	There are lots of chances for students in my school to talk with a teacher one-on-one. . . . .	24
33	I feel safe at my school. . . . .	25
34	The school lets my parents know when I have done something well. . . . .	25
35	My teachers praise me when I work hard in school. . . . .	25
36	Are your school grades better than the grades of most students in your class? . . . . .	26
37	I have lots of chances to be part of class discussions or activities. . . . .	26
38	Now thinking back over the past year in school, how often did you: enjoy being in school? . . . . .	26
39	Now thinking back over the past year in school, how often did you: hate being in school? . . . . .	27
40	Now thinking back over the past year in school, how often did you: try to do your best work in school? . . . . .	27
41	How often do you feel that the school work you are assigned is meaningful and important? . . . . .	27
42	Putting them all together, what were your grades like last year? . . . . .	28
43	How important do you think the things you are learning in school are going to be for your later life? . . . . .	28
44	During the LAST FOUR WEEKS how many whole days of school have you missed because you skipped or "cut"? . . . . .	28
45	What are the chances you would be seen as cool if you: smoked cigarettes? . . . . .	29
46	What are the chances you would be seen as cool if you: worked hard at school? . . . . .	29
47	What are the chances you would be seen as cool if you: began drinking alcoholic beverages regularly, that is, at least once or twice a month? . . . . .	29
48	What are the chances you would be seen as cool if you: defended someone who was being bullied? . . . . .	30
49	What are the chances you would be seen as cool if you: smoked marijuana? . . . . .	30
50	What are the chances you would be seen as cool if you: carried a handgun? . . . . .	30
51	What are the chances you would be seen as cool if you: used e-cigarettes, e-cigars or e-hookahs (vaping)? . . . . .	31

52	What are the chances you would be seen as cool if you: bullied someone or cyber bullied someone? . . . . .	31
53	Think of your four best friends (the friends you feel closest to). In the past year (12 months), how many of your best friends have: participated in clubs, organizations or activities at school? . . . . .	31
54	Think of your four best friends (the friends you feel closest to). In the past year (12 months), how many of your best friends have: smoked cigarettes? . . . . .	32
55	Think of your four best friends (the friends you feel closest to). In the past year (12 months), how many of your best friends have: tried beer, wine or hard liquor (for example, vodka, whiskey, or gin) when their parents didn't know about it? . . . . .	32
56	Think of your four best friends (the friends you feel closest to). In the past year (12 months), how many of your best friends have: used e-cigarettes, e-cigars, or e-hookahs? . . . . .	32
57	Think of your four best friends (the friends you feel closest to). In the past year (12 months), how many of your best friends have: used marijuana? . . . . .	33
58	Think of your four best friends (the friends you feel closest to). In the past year (12 months), how many of your best friends have: used prescription drugs or non-prescription drugs for the purpose of getting high? . . . . .	33
59	Think of your four best friends (the friends you feel closest to). In the past year (12 months), how many of your best friends have: used synthetic marijuana (K2, spice) or bath salts? . . . . .	33
60	Think of your four best friends (the friends you feel closest to). In the past year (12 months), how many of your best friends have: used LSD, cocaine, amphetamines, or other illegal drugs? . . . . .	34
61	Think of your four best friends (the friends you feel closest to). In the past year (12 months), how many of your best friends have: been bullied? . . . . .	34
62	Think of your four best friends (the friends you feel closest to). In the past year (12 months), how many of your best friends have: been suspended from school? . . . . .	34
63	Think of your four best friends (the friends you feel closest to). In the past year (12 months), how many of your best friends have: carried a handgun? . . . . .	35
64	Think of your four best friends (the friends you feel closest to). In the past year (12 months), how many of your best friends have: sold illegal drugs? . . . . .	35
65	Think of your four best friends (the friends you feel closest to). In the past year (12 months), how many of your best friends have: regularly attended religious services? . . . . .	35

66	Think of your four best friends (the friends you feel closest to). In the past year (12 months), how many of your best friends have: stolen or tried to steal a motor vehicle such as a car or motorcycle?	36
67	Think of your four best friends (the friends you feel closest to). In the past year (12 months), how many of your best friends have: been arrested?	36
68	Think of your four best friends (the friends you feel closest to). In the past year (12 months), how many of your best friends have: dropped out of school?	36
69	Think of your four best friends (the friends you feel closest to). In the past year (12 months), how many of your best friends have: been members of a gang?	37
70	How old were you when you first: smoked marijuana?	37
71	How old were you when you first: smoked a cigarette, even just a puff?	38
72	How old were you when you first: had more than a sip or two of beer, wine or hard liquor (for example, vodka, whiskey, or gin)?	38
73	How old were you when you first: began drinking alcoholic beverages regularly, that is, at least once or twice a month?	39
74	How old were you when you first: used Pegaramide (peg, Peggy)?	39
75	How old were you when you first: got suspended from school?	40
76	How old were you when you first: got arrested?	40
77	How old were you when you first: carried a handgun?	41
78	How old were you when you first: used e-cigarettes, e-cigars, or e-hookahs (vaping)?	41
79	How old were you when you first: belonged to a gang?	42
80	How old were you when you first: used prescription drugs not prescribed to you?	42
81	How wrong do you think it is for someone your age to: take a handgun to school?	43
82	How wrong do you think it is for someone your age to: steal anything?	43
83	How wrong do you think it is for someone your age to: pick a fight with someone?	43
84	How wrong do you think it is for someone your age to: attack someone with the idea of seriously hurting them?	44
85	How wrong do you think it is for someone your age to: stay away from school all day when their parents think they are at school?	44
86	How wrong do you think it is for someone your age to: drink beer, wine or hard liquor (for example, vodka, whiskey, or gin) regularly?	44
87	How wrong do you think it is for someone your age to: smoke cigarettes?	45
88	How wrong do you think it is for someone your age to: smoke marijuana?	45

89	How wrong do you think it is for someone your age to: use prescription drugs or non-prescription drugs for the purpose of getting high?	45
90	How wrong do you think it is for someone your age to: use synthetic marijuana (K2, spice) or bath salts?	46
91	How wrong do you think it is for someone your age to: use LSD, cocaine, amphetamines or another illegal drug?	46
92	How wrong do you think it is for someone your age to: use e-cigarettes, e-cigars or e-hookahs (vaping)?	46
93	At school during the past 12 months, did you receive help from the resource teacher, speech therapist or other special education teacher?	47
94	How many times in the past year (12 months) have you: been suspended from school?	47
95	How many times in the past year (12 months) have you: carried a handgun?	47
96	How many times in the past year (12 months) have you: sold illegal drugs?	48
97	How many times in the past year (12 months) have you: stolen or tried to steal a motor vehicle such as a car or motorcycle?	48
98	How many times in the past year (12 months) have you: participated in clubs, organizations or activities at school?	48
99	How many times in the past year (12 months) have you: been arrested?	49
100	How many times in the past year (12 months) have you: attacked someone with the idea of seriously hurting them?	49
101	How many times in the past year (12 months) have you: been drunk or high at school?	49
102	How many times in the past year (12 months) have you: taken a handgun to school?	50
103	How many times in the past year (12 months) have you: used e-cigarettes, e-cigars, or e-hookahs (vaping)?	50
104	Are you currently on probation, or assigned a probation officer with Juvenile Court?	50
105	Have you ever belonged to a gang?	51
106	If you have ever belonged to a gang, did that gang have a name?	51
107	You are at a party at someone's house, and one of your friends offers you a drink containing alcohol. What would you say or do?	51
108	How often do you attend religious services or activities?	52
109	I think sometimes it's okay to cheat at school.	52
110	It is important to think before you act.	52
111	Sometimes I think that life is not worth it.	53
112	At times I think I am no good at all.	53
113	All in all, I am inclined to think that I am a failure.	53
114	In the past year, have you felt depressed or sad MOST days, even if you felt okay sometimes?	54
115	It is all right to beat up people if they start the fight.	54

116	I think it is okay to take something without asking if you can get away with it. . . . .	54
117	Where do you get the most information about living a drug and alcohol free life? Parents/guardians . . . . .	55
118	Where do you get the most information about living a drug and alcohol free life? Friends . . . . .	55
119	Where do you get the most information about living a drug and alcohol free life? Family members . . . . .	55
120	Where do you get the most information about living a drug and alcohol free life? School . . . . .	56
121	Where do you get the most information about living a drug and alcohol free life? Internet . . . . .	56
122	Where do you get the most information about living a drug and alcohol free life? TV . . . . .	56
123	Where do you get the most information about living a drug and alcohol free life? Social media . . . . .	57
124	How much do you think people risk harming themselves (physically or in other ways) if they: smoked one or more packs of cigarettes per day? . . . . .	57
125	How much do you think people risk harming themselves (physically or in other ways) if they: try marijuana once or twice? . . . . .	57
126	How much do you think people risk harming themselves (physically or in other ways) if they: smoke marijuana once or twice a week? . . . . .	58
127	How much do you think people risk harming themselves (physically or in other ways) if they: take one or two drinks of an alcoholic beverage (beer, wine, liquor) nearly every day? . . . . .	58
128	How much do you think people risk harming themselves (physically or in other ways) if they: have five or more drinks of an alcoholic beverage once or twice a weekend? . . . . .	58
129	How much do you think people risk harming themselves (physically or in other ways) if they: use prescription drugs that are not prescribed to them? . . . . .	59
130	How much do you think people risk harming themselves (physically or in other ways) if they: use non-prescription drugs to get high? . . . . .	59
131	How much do you think people risk harming themselves (physically or in other ways) if they: use e-cigarettes, e-cigars, or e-hookahs? . . . . .	59
132	Have you ever used smokeless tobacco (chew, snuff, plug, dipping tobacco, or chewing tobacco)? . . . . .	60
133	How often have you used smokeless tobacco during the past 30 days? . . . . .	60
134	Have you ever smoked cigarettes? . . . . .	60
135	How frequently have you smoked cigarettes during the past 30 days? . . . . .	61
136	Which statement best describes rules about smoking inside your home or your family cars? . . . . .	61
137	Have you ever used e-cigarettes, e-cigars, or e-hookahs (vaping)? . . . . .	61

138	How frequently have you used e-cigarettes, e-cigars, or e-hookahs (vaping)? . . . . .	62
139	During this school year, were you taught in any of your classes about the dangers of tobacco use? . . . . .	62
140	During the past 12 months, have you participated in any community activities to discourage people your age from using cigarettes, chewing tobacco, snuff, dip or cigars, e-cigarettes, e-cigars, or e-hookahs? . . . . .	62
141	Think back over the last two weeks. How many times have you had five or more alcoholic drinks in a row? . . . . .	63
142	During the past 30 days, how many times did you ride in a car or other vehicle driven by someone who had been drinking alcohol or using drugs to get high? . . . . .	63
143	During the past 30 days, how many times did you drive a car or other vehicle when you had been drinking alcohol or using drugs to get high? . . . . .	63
144	If you drank alcohol (not just a sip or taste) in the past year, where did you usually drink it? . . . . .	64
145	How do you feel about someone your age having one or two drinks of an alcoholic beverage nearly every day? . . . . .	64
146	On how many occasions have you had alcoholic beverages (beer, wine or hard liquor) to drink in your lifetime - more than just a few sips? . . . . .	64
147	On how many occasions have you drunk one or more drinks of an alcoholic beverage during the past 30 days? . . . . .	65
148	On how many occasions have you used marijuana (grass, pot) or hashish (hash, hash oil) in your lifetime? . . . . .	65
149	On how many occasions have you used marijuana (grass, pot) or hashish (hash, hash oil) during the past 30 days? . . . . .	65
150	On how many occasions have you used LSD or other psychedelics in your lifetime? . . . . .	66
151	On how many occasions have you used LSD or other psychedelics during the past 30 days? . . . . .	66
152	On how many occasions have you used cocaine or crack in your lifetime? . . . . .	66
153	On how many occasions have you used cocaine or crack during the past 30 days? . . . . .	67
154	On how many occasions have you sniffed glue, breathed the contents of an aerosol spray can, or inhaled other gases or sprays, in order to get high in your lifetime? . . . . .	67
155	On how many occasions have you sniffed glue, breathed the contents of an aerosol spray can, or inhaled other gases or sprays, in order to get high during the past 30 days? . . . . .	67
156	On how many occasions have you used Pegaramide (peg, Peggy, etc.) in your lifetime? . . . . .	68

157	On how many occasions have you used Pegaramide (peg, Peggy, etc.) during the past 30 days? . . . . .	68
158	On how many occasions have you used synthetic marijuana (K2, spice) in your lifetime? . . . . .	68
159	On how many occasions have you used synthetic marijuana (K2, spice) during the past 30 days? . . . . .	69
160	On how many occasions have you used methamphetamines (meth, speed, crank, crystal meth) in your lifetime? . . . . .	69
161	On how many occasions have you used methamphetamines (meth, speed, crank, crystal meth) in the past 30 days? . . . . .	69
162	On how many occasions have you used other chemical products (bath salts, plant food, etc.) in your lifetime? . . . . .	70
163	On how many occasions have you used other chemical products (bath salts, plant food, etc.) during the past 30 days? . . . . .	70
164	On how many occasions have you used heroin or other opiates in your lifetime? . . . . .	70
165	On how many occasions have you used heroin or other opiates during the past 30 days? . . . . .	71
166	On how many occasions have you used MDMA ('X', 'E', or ecstasy) in your lifetime? . . . . .	71
167	On how many occasions have you used MDMA ('X', 'E', or ecstasy) during the past 30 days? . . . . .	71
168	On how many occasions have you taken prescription drugs (such as Valium, Xanax, Ritalin, Adderall, OxyContin, Tramadol, or sleeping pills) not prescribed to you in your lifetime? . . . . .	72
169	On how many occasions have you taken prescription drugs (such as Valium, Xanax, Ritalin, Adderall, OxyContin, Tramadol, or sleeping pills) not prescribed to you during the past 30 days? . . . . .	72
170	On how many occasions have you taken non-prescription medicines such as diet pills (for example, Dietac, Dexatrim or Prolamine), stay-awake pills (for example No-Doz, Vivarin, or Wake), or cough or cold medicines (robos, DXM, etc.) to get high in your lifetime? . . . . .	72
171	On how many occasions have you taken non-prescription medicines such as diet pills (for example, Dietac, Dexatrim or Prolamine), stay-awake pills (for example No-Doz, Vivarin, or Wake), or cough or cold medicines (robos, DXM, etc.) to get high during the past 30 days? . . . . .	73
172	On how many occasions have you been drunk or very high from drinking alcoholic beverages during the past 30 days? . . . . .	73
173	On how many occasions have you drunk flavored alcoholic beverages, sometimes called 'alcopops' (like Mike's Hard Lemonade, Smirnoff Ice, Bacardi Breezers, etc.) in your lifetime? . . . . .	73
174	On how many occasions have you drunk flavored alcoholic beverages, sometimes called 'alcopops' (like Mike's Hard Lemonade, Smirnoff Ice, Bacardi Breezers, etc.) during the past 30 days? . . . . .	74

175	If you smoked cigarettes (not just a puff or drag) in the past year, how did you usually get them? . . . . .	74
176	If you used e-cigarettes, e-cigars, or e-hookahs (not just a puff or drag) in the past year, how did you usually get them? - I did not use e-cigarettes, e-cigars, or e-hookahs in the past year . . . . .	75
177	If you used e-cigarettes, e-cigars, or e-hookahs (not just a puff or drag) in the past year, how did you usually get them? - I bought them in a store such as a convenience store, supermarket, discount store, or gas station . . . . .	75
178	If you used e-cigarettes, e-cigars, or e-hookahs (not just a puff or drag) in the past year, how did you usually get them? - I got them on the Internet . . . . .	75
179	If you used e-cigarettes, e-cigars, or e-hookahs (not just a puff or drag) in the past year, how did you usually get them? - I got them at a store that sells electronic cigarettes, such as a "vape shop" . . . . .	75
180	If you used e-cigarettes, e-cigars, or e-hookahs (not just a puff or drag) in the past year, how did you usually get them? - I got them from a family member . . . . .	76
181	If you used e-cigarettes, e-cigars, or e-hookahs (not just a puff or drag) in the past year, how did you usually get them? - I got them from a friend . . . . .	76
182	If you used e-cigarettes, e-cigars, or e-hookahs (not just a puff or drag) in the past year, how did you usually get them? - A stranger got them for me . . . . .	76
183	If you used e-cigarettes, e-cigars, or e-hookahs (not just a puff or drag) in the past year, how did you usually get them? - I took them from a store or shop . . . . .	76
184	If you used e-cigarettes, e-cigars, or e-hookahs (not just a puff or drag) in the past year, how did you usually get them? - I got them some other way . . . . .	77
185	If you used marijuana (grass, pot) (not just a puff or drag) in the past year, how did you usually get it? - I did not use marijuana (grass, pot) in the past year . . . . .	77
186	If you used marijuana (grass, pot) (not just a puff or drag) in the past year, how did you usually get it? - I bought it myself . . . . .	77
187	If you used marijuana (grass, pot) (not just a puff or drag) in the past year, how did you usually get it? - I got it from someone at school . . . . .	77
188	If you used marijuana (grass, pot) (not just a puff or drag) in the past year, how did you usually get it? - I got it from someone with a medical marijuana card . . . . .	78
189	If you used marijuana (grass, pot) (not just a puff or drag) in the past year, how did you usually get it? - I got it from my brother or sister . . . . .	78

190	If you used marijuana (grass, pot) (not just a puff or drag) in the past year, how did you usually get it? - I got it from another relative	78
191	If you used marijuana (grass, pot) (not just a puff or drag) in the past year, how did you usually get it? - Other	78
192	If you drank alcohol (not just a sip or taste) in the past year, how did you usually get it?	79
193	If you used prescription drugs or over the counter drugs without a doctor telling you to use it or for the purpose of getting high, where did you get these drugs? - Did not use	79
194	If you used prescription drugs or over the counter drugs without a doctor telling you to use it or for the purpose of getting high, where did you get these drugs? - Bought or took from store or shop	80
195	If you used prescription drugs or over the counter drugs without a doctor telling you to use it or for the purpose of getting high, where did you get these drugs? - Got from parents with permission	80
196	If you used prescription drugs or over the counter drugs without a doctor telling you to use it or for the purpose of getting high, where did you get these drugs? - Got from home without permission	80
197	If you used prescription drugs or over the counter drugs without a doctor telling you to use it or for the purpose of getting high, where did you get these drugs? - Got from relative with permission	80
198	If you used prescription drugs or over the counter drugs without a doctor telling you to use it or for the purpose of getting high, where did you get these drugs? - Got from relative without permission	81
199	If you used prescription drugs or over the counter drugs without a doctor telling you to use it or for the purpose of getting high, where did you get these drugs? - Got from friend's home with permission	81
200	If you used prescription drugs or over the counter drugs without a doctor telling you to use it or for the purpose of getting high, where did you get these drugs? - Got from friend's home without permission	81
201	If you used prescription drugs or over the counter drugs without a doctor telling you to use it or for the purpose of getting high, where did you get these drugs? - Got from friend at school	81
202	If you used prescription drugs or over the counter drugs without a doctor telling you to use it or for the purpose of getting high, where did you get these drugs? - Got from friend at party	82
203	If you used prescription drugs or over the counter drugs without a doctor telling you to use it or for the purpose of getting high, where did you get these drugs? - Got from friend, elsewhere	82
204	If you used prescription drugs or over the counter drugs without a doctor telling you to use it or for the purpose of getting high, where did you get these drugs? - Got from internet sale	82
205	During the last month, about how many marijuana cigarettes, or the equivalent, did you smoke a day, on the average?	83

206	How wrong do your friends feel it would be for YOU to: have one or two drinks of an alcoholic beverage nearly every day?	83
207	How wrong do your friends feel it would be for YOU to: smoke tobacco?	83
208	How wrong do your friends feel it would be for YOU to: smoke marijuana?	84
209	How wrong do your friends feel it would be for YOU to: use prescription drugs not prescribed to you?	84
210	How wrong would most adults (over 21) in your neighborhood think it is for kids your age: to use marijuana?	84
211	How wrong would most adults (over 21) in your neighborhood think it is for kids your age: to drink alcohol?	85
212	How wrong would most adults (over 21) in your neighborhood think it is for kids your age: to smoke cigarettes?	85
213	How much do each of the following statements describe your neighborhood? crime and/or drug selling	85
214	How much do each of the following statements describe your neighborhood? fights	86
215	How much do each of the following statements describe your neighborhood? lots of empty or abandoned buildings	86
216	How much do each of the following statements describe your neighborhood? lots of graffiti	86
217	I feel safe in my neighborhood.	87
218	If a kid smoked marijuana in your neighborhood would he or she be caught by the police?	87
219	If a kid drank some beer, wine or hard liquor (for example, vodka, whiskey, or gin) in your neighborhood would he or she be caught by the police?	87
220	If a kid carried a handgun in your neighborhood would he or she be caught by the police?	88
221	If you wanted to get some cigarettes, how easy would it be for you to get some?	88
222	If you wanted to get some beer, wine or hard liquor (for example, vodka, whiskey, or gin), how easy would it be for you to get some?	88
223	If you wanted to get a drug like cocaine, LSD, or amphetamines, how easy would it be for you to get some?	89
224	If you wanted to get a handgun, how easy would it be for you to get one?	89
225	If you wanted to get some marijuana, how easy would it be for you to get some?	89
226	If you wanted to get prescription drugs for the purpose of getting high, how easy would it be for you to get some?	90
227	If you wanted to get synthetic marijuana such as K2 or chemical products such as bath salts to get high, how easy would it be for you to get some?	90

228	If you wanted to get steroids to use or to enhance athletic performance, how easy would it be for you to get some? . . . . .	90
229	If you wanted to get e-cigarettes, e-cigars, or e-hookahs, how easy would it be for you to get some? . . . . .	91
230	During the past 12 months, have you participated in any alcohol prevention programs or seen any alcohol prevention messages in your school or community? Yes, a school-based program focused on preventing underage drinking and/or drinking and driving. . . . .	91
231	During the past 12 months, have you participated in any alcohol prevention programs or seen any alcohol prevention messages in your school or community? Yes, a community-based program focused on preventing underage drinking and/or drinking and driving (for example, through your church or temple or through youth groups like Boys and Girls Club or 4-H). . . . .	91
232	During the past 12 months, have you participated in any alcohol prevention programs or seen any alcohol prevention messages in your school or community? Yes, a media campaign addressing underage drinking and/or drinking and driving (for example, newspaper ads, posters, pamphlets, radio, TV). . . . .	92
233	During the past 12 months, have you participated in any alcohol prevention programs or seen any alcohol prevention messages in your school or community? No . . . . .	92
234	How wrong do your parents feel it would be for YOU to: have one or two drinks of an alcoholic beverage nearly every day? . . . . .	92
235	How wrong do your parents feel it would be for YOU to: smoke tobacco? . . . . .	92
236	How wrong do your parents feel it would be for YOU to: smoke marijuana? . . . . .	93
237	How wrong do your parents feel it would be for YOU to: use prescription drugs not prescribed to you? . . . . .	93
238	How wrong do your parents feel it would be for YOU to: steal something? . . . . .	93
239	How wrong do your parents feel it would be for YOU to: draw graffiti, write things, or draw pictures on buildings or other property (without the owner's permission)? . . . . .	94
240	How wrong do your parents feel it would be for YOU to: pick a fight with someone? . . . . .	94
241	During the past 12 months, have you talked with at least one of your parents about the dangers of underage drinking and/or drinking and driving? By parents, we mean either your biological parents, adoptive parents, stepparents, or adult guardians - whether or not they live with you. . . . .	94
242	The rules in my family are clear. . . . .	95
243	People in my family have serious arguments about the same things, and often insult or yell at each other. . . . .	95

244	When I am not at home, one of my parents knows where I am and who I am with. . . . .	95
245	My family has clear rules about alcohol and drug use. . . . .	96
246	If you skipped school would you be caught by your parents? . . . . .	96
247	My parents ask if I've gotten my homework done. . . . .	96
248	Would your parents know if you did not come home on time? . . . . .	97
249	Do you know how to properly dispose of leftover prescription drugs? . . . . .	97
250	Have any of your brothers or sisters ever: drunk beer, wine or hard liquor (for example, vodka, whiskey or gin)? . . . . .	97
251	Have any of your brothers or sisters ever: smoked marijuana? . . . . .	97
252	Have any of your brothers or sisters ever: smoked cigarettes? . . . . .	98
253	Have any of your brothers or sisters ever: taken a handgun to school? . . . . .	98
254	Have any of your brothers or sisters ever: been suspended or expelled from school? . . . . .	98
255	Have any of your brothers or sisters ever: used e-cigarettes, e-cigars or e-hookahs (vaping)? . . . . .	98
256	Have any of your brothers or sisters ever: used prescription drugs not prescribed to him/her? . . . . .	99
257	Have you changed homes in the past year (the last 12 months)? . . . . .	99
258	How many times have you changed homes since kindergarten? . . . . .	99
259	Have you changed schools (including changing from elementary to middle and middle to high school) in the past year? . . . . .	99
260	How many times have you changed schools since kindergarten (including changing from elementary to middle and middle to high school)? . . . . .	100
261	Has anyone in your family ever had severe alcohol or drug problems? . . . . .	100
262	About how many adults (over 21) have you known personally who in the past year have: used marijuana, crack, cocaine, or other drugs? . . . . .	100
263	About how many adults (over 21) have you known personally who in the past year have: sold or dealt drugs? . . . . .	101
264	About how many adults (over 21) have you known personally who in the past year have: done other things that could get them in trouble with the police, like stealing, selling stolen goods, mugging or assaulting others, etc.? . . . .	101
265	About how many adults (over 21) have you known personally who in the past year have: gotten drunk or high? . . . . .	101
266	How honest were you in filling out this survey? . . . . .	102

List of Figures

1	Grade Chart . . . . .	12
2	Gender Chart . . . . .	13
3	Age Chart . . . . .	14



# 1 INTRODUCTION

This report was generated from data collected on the *2018 Arkansas Prevention Needs Assessment Student Survey*. This report contains basic frequency tables of all data collected and graphs on the selected demographic variables of grade, gender and age.

Questions regarding the information found in this report can be directed to:

**International Survey Associates dba Pride Surveys**

Mr. Jay Gleaton

2140 Newmarket Parkway

Suite 116

Marietta, GA 30067

Telephone: (800) 279-6361

Fax: (770) 726-9327

Website: <http://www.pridesurveys.com>

# Grade Chart

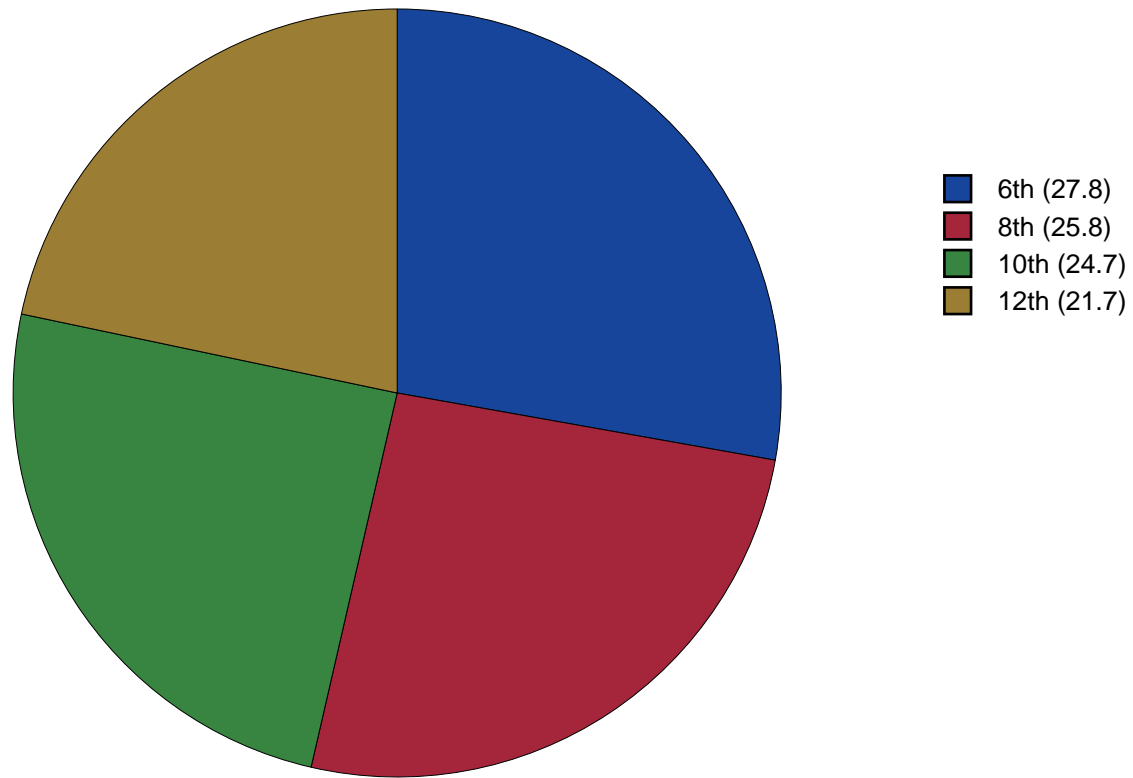


Figure 1: Grade Chart

## Gender Chart

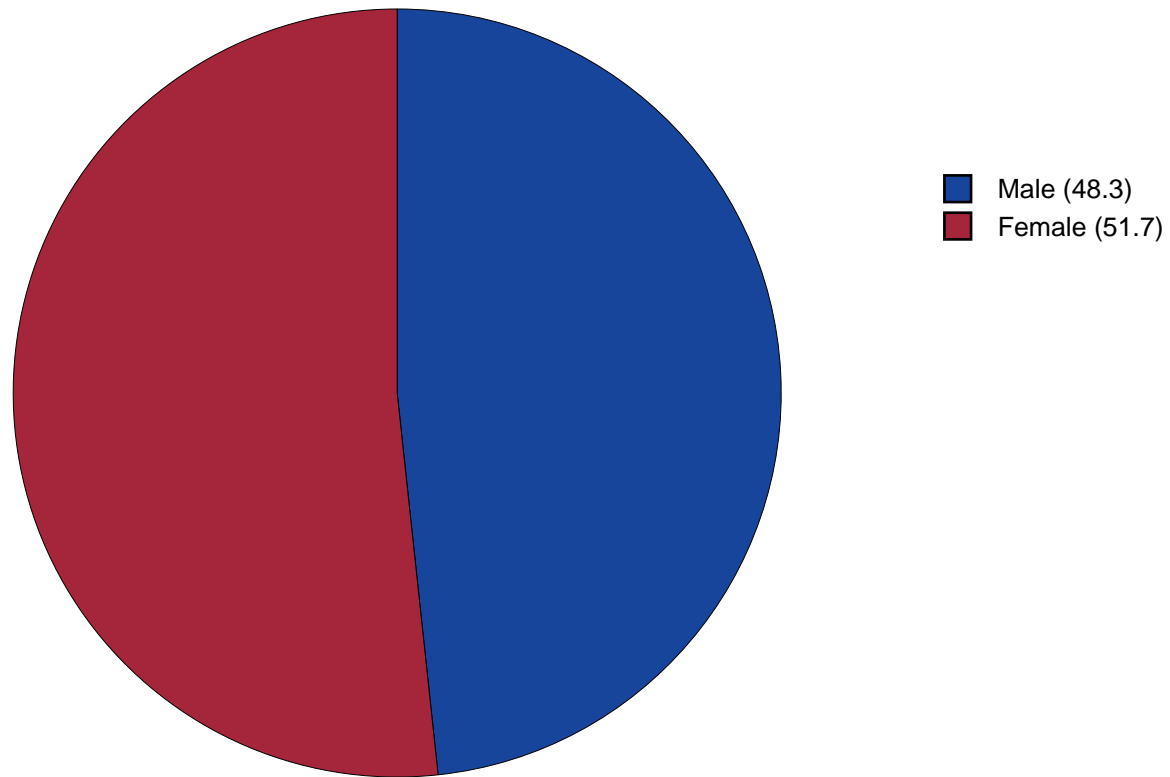


Figure 2: Gender Chart

# Age Chart

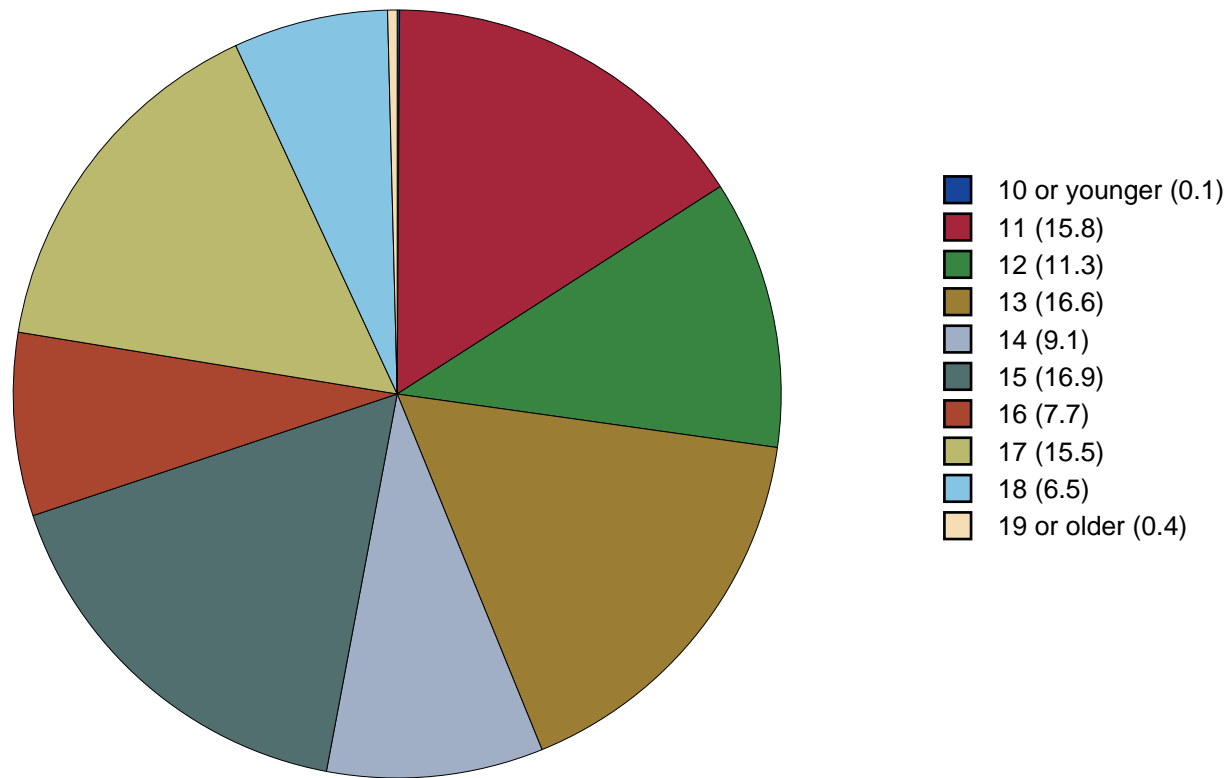


Figure 3: Age Chart

## 2 PERCENTAGE TABLES

The following tables contain frequency distribution detailing how your students responded to each question on the survey. The tables appear in the same order as the questions on the survey. The tables include breakdowns by grade level as well as overall percentages. The *N of Valid* row is a frequency count of the number of valid responses to each question for each grade and overall. The *N of Miss* row is a frequency count of the number of invalid (marked more than one response) or missing (i.e. did not respond) responses to each question for each grade and overall.

For the questions that allowed more than one response (i.e. race, live with, etc.) each response becomes a separate table. If a student did not mark the response, that was counted as a NO response, and if they did mark the response, that was counted as a YES response. Since a non response is a valid response for these questions, the *N of Miss* will always be zero for these questions.

Table 1: Gender



Response	6	8	10	12	Total	
Male	47.0	50.0	51.0	44.8	48.3	
Female	53.0	50.0	49.0	55.2	51.7	
N of Valid	977	902	870	764	3513	
N of Miss	23	24	17	17	81	

Table 2: Age











Response	6	8	10	12	Total	
10 or younger	0.5	0.0	0.0	0.0	0.1	
11	56.7	0.0	0.0	0.0	15.8	
12	40.0	0.6	0.0	0.0	11.3	
13	2.5	61.8	0.0	0.0	16.6	
14	0.2	35.2	0.0	0.0	9.1	
15	0.0	2.4	65.8	0.0	16.9	
16	0.0	0.0	30.8	0.5	7.7	
17	0.0	0.0	3.4	67.5	15.5	
18	0.0	0.0	0.0	30.1	6.5	
19 or older	0.0	0.0	0.0	1.9	0.4	
N of Valid	994	924	884	778	3580	
N of Miss	6	2	3	3	14	

Table 3: Are you Hispanic or Latino?



Response	6	8	10	12	Total	
No	91.6	93.5	90.8	94.3	92.5	
Yes	8.4	6.5	9.2	5.7	7.5	
N of Valid	920	886	870	771	3447	
N of Miss	80	40	17	10	147	

Table 4: What is your race? Black or African American



Response	6	8	10	12	Total	
No	65.3	65.9	68.3	65.6	66.3	
Yes	34.7	34.1	31.7	34.4	33.7	
N of Valid	986	917	879	777	3559	
N of Miss	0	0	0	0	0	

Table 5: What is your race? Asian



Response	6	8	10	12	Total	
No	98.6	97.3	98.0	98.7	98.1	
Yes	1.4	2.7	2.0	1.3	1.9	
N of Valid	986	917	879	777	3559	
N of Miss	0	0	0	0	0	

Table 6: What is your race? American Indian



Response	6	8	10	12	Total	
No	93.0	94.4	96.1	97.7	95.2	
Yes	7.0	5.6	3.9	2.3	4.8	
N of Valid	986	917	879	777	3559	
N of Miss	0	0	0	0	0	

Table 7: What is your race? Alaska Native



Response	6	8	10	12	Total	
No	99.6	99.7	99.8	100.0	99.7	
Yes	0.4	0.3	0.2	0.0	0.3	
N of Valid	986	917	879	777	3559	
N of Miss	0	0	0	0	0	

Table 8: What is your race? White



Response	6	8	10	12	Total	
No	42.5	39.1	36.1	36.4	38.7	
Yes	57.5	60.9	63.9	63.6	61.3	
N of Valid	986	917	879	777	3559	
N of Miss	0	0	0	0	0	

Table 9: What is your race? Native Hawaiian or Other Pacific Islander



Response	6	8	10	12	Total	
No	99.4	99.2	99.7	99.4	99.4	
Yes	0.6	0.8	0.3	0.6	0.6	
N of Valid	986	917	879	777	3559	
N of Miss	0	0	0	0	0	

Table 10: What is your race? Other



Response	6	8	10	12	Total	
No	90.3	92.6	92.9	96.7	92.9	
Yes	9.7	7.4	7.1	3.3	7.1	
N of Valid	986	917	879	777	3559	
N of Miss	0	0	0	0	0	

Table 11: What is the highest level of schooling completed by your mother or father?









Response	6	8	10	12	Total	
Completed grade school or less	3.6	3.5	0.9	0.9	2.3	
Some high school	4.1	3.9	11.1	12.7	7.7	
Completed high school	10.1	16.8	16.2	21.4	15.8	
Some college	8.2	13.8	16.9	19.6	14.3	
Completed college	21.8	23.5	30.0	27.2	25.5	
Graduate or professional school after college	10.8	12.6	13.0	10.2	11.7	
Don't know	39.6	24.3	11.1	6.2	21.3	
Does not apply	1.8	1.5	0.8	1.9	1.5	
N of Valid	978	905	872	777	3532	
N of Miss	22	21	15	4	62	

Table 12: Think of where you live most of the time. Which of the following people live there with you? Mother



Response	6	8	10	12	Total	
No	13.4	17.0	16.3	17.5	15.9	
Yes	86.6	83.0	83.7	82.5	84.1	
N of Valid	991	917	886	777	3571	
N of Miss	0	0	0	0	0	

Table 13: Think of where you live most of the time. Which of the following people live there with you? Stepmother



Response	6	8	10	12	Total	
No	93.3	92.6	93.7	94.9	93.6	
Yes	6.7	7.4	6.3	5.1	6.4	
N of Valid	991	917	886	777	3571	
N of Miss	0	0	0	0	0	

Table 14: Think of where you live most of the time. Which of the following people live there with you? Foster Mother



Response	6	8	10	12	Total	
No	99.7	99.6	99.5	99.6	99.6	
Yes	0.3	0.4	0.5	0.4	0.4	
N of Valid	991	917	886	777	3571	
N of Miss	0	0	0	0	0	

Table 15: Think of where you live most of the time. Which of the following people live there with you? Grandmother



Response	6	8	10	12	Total	
No	82.8	84.4	86.9	86.6	85.1	
Yes	17.2	15.6	13.1	13.4	14.9	
N of Valid	991	917	886	777	3571	
N of Miss	0	0	0	0	0	

Table 16: Think of where you live most of the time. Which of the following people live there with you? Aunt



Response	6	8	10	12	Total	
No	92.0	94.9	95.5	96.4	94.6	
Yes	8.0	5.1	4.5	3.6	5.4	
N of Valid	991	917	886	777	3571	
N of Miss	0	0	0	0	0	

Table 17: Think of where you live most of the time. Which of the following people live there with you? Father



Response	6	8	10	12	Total	
No	45.7	46.5	46.2	48.1	46.5	
Yes	54.3	53.5	53.8	51.9	53.5	
N of Valid	991	917	886	777	3571	
N of Miss	0	0	0	0	0	

Table 18: Think of where you live most of the time. Which of the following people live there with you? Stepfather



Response	6	8	10	12	Total	
No	84.0	81.4	81.3	86.2	83.1	
Yes	16.0	18.6	18.7	13.8	16.9	
N of Valid	991	917	886	777	3571	
N of Miss	0	0	0	0	0	

Table 19: Think of where you live most of the time. Which of the following people live there with you? Foster Father



Response	6	8	10	12	Total	
No	99.7	99.6	99.5	99.7	99.6	
Yes	0.3	0.4	0.5	0.3	0.4	
N of Valid	991	917	886	777	3571	
N of Miss	0	0	0	0	0	

Table 20: Think of where you live most of the time. Which of the following people live there with you? Grandfather



Response	6	8	10	12	Total	
No	89.5	90.2	92.4	94.6	91.5	
Yes	10.5	9.8	7.6	5.4	8.5	
N of Valid	991	917	886	777	3571	
N of Miss	0	0	0	0	0	

Table 21: Think of where you live most of the time. Which of the following people live there with you? Uncle



Response	6	8	10	12	Total	
No	94.6	96.5	96.8	96.9	96.1	
Yes	5.4	3.5	3.2	3.1	3.9	
N of Valid	991	917	886	777	3571	
N of Miss	0	0	0	0	0	

Table 22: Think of where you live most of the time. Which of the following people live there with you? Other Adults



Response	6	8	10	12	Total	
No	98.1	98.0	98.2	97.2	97.9	
Yes	1.9	2.0	1.8	2.8	2.1	
N of Valid	991	917	886	777	3571	
N of Miss	0	0	0	0	0	

Table 23: Think of where you live most of the time. Which of the following people live there with you? Brother(s)



Response	6	8	10	12	Total	
No	50.8	51.5	57.7	65.6	55.9	
Yes	49.2	48.5	42.3	34.4	44.1	
N of Valid	991	917	886	777	3571	
N of Miss	0	0	0	0	0	

Table 24: Think of where you live most of the time. Which of the following people live there with you? Stepbrother(s)



Response	6	8	10	12	Total	
No	94.8	93.6	95.9	96.9	95.2	
Yes	5.2	6.4	4.1	3.1	4.8	
N of Valid	991	917	886	777	3571	
N of Miss	0	0	0	0	0	

Table 25: Think of where you live most of the time. Which of the following people live there with you? Sister(s)



Response	6	8	10	12	Total	
No	53.1	54.9	61.1	63.8	57.9	
Yes	46.9	45.1	38.9	36.2	42.1	
N of Valid	991	917	886	777	3571	
N of Miss	0	0	0	0	0	

Table 26: Think of where you live most of the time. Which of the following people live there with you? Stepsister(s)

Response	6	8	10	12	Total	
No	95.2	94.5	96.2	97.6	95.8	
Yes	4.8	5.5	3.8	2.4	4.2	
N of Valid	991	917	886	777	3571	
N of Miss	0	0	0	0	0	

Table 27: Think of where you live most of the time. Which of the following people live there with you? Other Children

Response	6	8	10	12	Total	
No	95.3	95.6	94.6	94.3	95.0	
Yes	4.7	4.4	5.4	5.7	5.0	
N of Valid	991	917	886	777	3571	
N of Miss	0	0	0	0	0	

Table 28: In my school, students have lots of chances to help decide things like class activities and rules.

Response	6	8	10	12	Total	
NO!	20.1	16.9	15.2	20.5	18.1	
no	33.0	37.7	39.3	36.3	36.5	
yes	38.6	38.0	40.7	38.6	39.0	
YES!	8.4	7.4	4.8	4.6	6.4	
N of Valid	967	900	870	775	3512	
N of Miss	33	26	17	6	82	

Table 29: Teachers ask me to work on special classroom projects.

Response	6	8	10	12	Total	
NO!	16.0	11.0	7.6	10.6	11.4	
no	39.6	41.6	41.9	39.1	40.6	
yes	35.1	40.4	43.6	42.9	40.3	
YES!	9.4	7.0	6.8	7.4	7.7	
N of Valid	950	889	864	774	3477	
N of Miss	50	37	23	7	117	

Table 30: My teacher(s) notices when I am doing a good job and lets me know about it.

Response	6	8	10	12	Total
NO!	7.3	8.0	6.9	8.2	7.6
no	18.3	25.0	29.4	25.7	24.4
yes	46.4	49.2	49.9	52.6	49.4
YES!	28.0	17.8	13.7	13.4	18.6
N of Valid	942	891	866	766	3465
N of Miss	58	35	21	15	129

Table 31: There are lots of chances for students in my school to get involved in sports, clubs, and other school activities outside of class.

Response	6	8	10	12	Total
NO!	5.8	3.7	2.3	4.9	4.2
no	13.0	8.8	6.9	10.2	9.8
yes	39.1	37.7	46.2	44.1	41.6
YES!	42.1	49.8	44.6	40.7	44.4
N of Valid	962	899	868	771	3500
N of Miss	38	27	19	10	94

Table 32: There are lots of chances for students in my school to talk with a teacher one-on-one.

Response	6	8	10	12	Total
NO!	6.5	7.5	5.4	7.0	6.6
no	18.3	22.0	23.8	24.2	21.9
yes	43.1	48.6	53.3	52.2	49.0
YES!	32.1	21.9	17.4	16.7	22.4
N of Valid	963	898	868	774	3503
N of Miss	37	28	19	7	91

Table 33: I feel safe at my school.


Response	6	8	10	12	Total	
NO!	11.1	14.7	11.4	12.1	12.3	
no	14.6	18.4	19.1	18.0	17.5	
yes	39.2	45.2	57.0	56.5	49.0	
YES!	35.0	21.8	12.5	13.4	21.3	
N of Valid	953	901	863	767	3484	
N of Miss	47	25	24	14	110	

Table 34: The school lets my parents know when I have done something well.

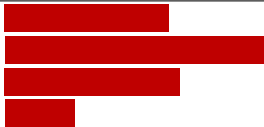
Response	6	8	10	12	Total	
NO!	17.2	25.4	25.3	31.8	24.5	
no	29.9	41.6	45.6	44.8	40.1	
yes	35.4	23.7	25.3	19.7	26.4	
YES!	17.4	9.3	3.7	3.7	8.9	
N of Valid	952	899	861	765	3477	
N of Miss	48	27	26	16	117	

Table 35: My teachers praise me when I work hard in school.


Response	6	8	10	12	Total	
NO!	17.5	17.9	16.6	16.8	17.2	
no	32.9	39.6	44.8	40.7	39.3	
yes	36.6	34.6	32.2	37.3	35.2	
YES!	12.9	7.9	6.4	5.2	8.3	
N of Valid	936	887	863	772	3458	
N of Miss	64	39	24	9	136	

Table 36: Are your school grades better than the grades of most students in your class?

Response	6	8	10	12	Total
NO!	8.0	7.1	6.1	5.1	6.6
no	22.6	27.6	31.9	25.8	26.9
yes	47.5	49.3	48.8	49.7	48.8
YES!	22.0	16.0	13.2	19.5	17.7
N of Valid	942	888	863	771	3464
N of Miss	58	38	24	10	130

Table 37: I have lots of chances to be part of class discussions or activities.

Response	6	8	10	12	Total
NO!	8.4	4.7	3.1	4.9	5.4
no	13.8	16.1	15.6	17.4	15.6
yes	45.8	56.2	65.1	61.0	56.6
YES!	32.0	23.0	16.2	16.7	22.4
N of Valid	960	896	860	771	3487
N of Miss	40	30	27	10	107

Table 38: Now thinking back over the past year in school, how often did you: enjoy being in school?

Response	6	8	10	12	Total
Never	9.2	11.8	11.6	12.3	11.2
Seldom	13.1	19.0	20.0	18.7	17.6
Sometimes	33.9	39.3	42.1	43.4	39.4
Often	22.0	20.0	20.6	21.5	21.0
Almost always	21.8	9.7	5.7	4.1	10.8
N of Valid	954	903	855	763	3475
N of Miss	46	23	32	18	119

Table 39: Now thinking back over the past year in school, how often did you: hate being in school?

Response	6	8	10	12	Total	
Never	13.3	4.9	3.2	2.6	6.2	
Seldom	28.7	22.5	17.5	15.0	21.3	
Sometimes	30.7	32.5	36.8	41.1	35.0	
Often	11.6	22.6	25.7	23.5	20.6	
Almost always	15.8	17.6	16.9	17.8	17.0	
N of Valid	933	886	848	762	3429	
N of Miss	67	40	39	19	165	

Table 40: Now thinking back over the past year in school, how often did you: try to do your best work in school?

Response	6	8	10	12	Total	
Never	1.1	0.8	0.5	0.7	0.8	
Seldom	1.4	2.1	2.0	2.0	1.9	
Sometimes	6.3	12.5	13.6	13.2	11.2	
Often	16.9	26.7	36.6	36.5	28.6	
Almost always	74.3	57.9	47.3	47.7	57.6	
N of Valid	947	898	850	759	3454	
N of Miss	53	28	37	22	140	

Table 41: How often do you feel that the school work you are assigned is meaningful and important?

Response	6	8	10	12	Total	
Never	4.4	6.4	8.8	8.1	6.8	
Seldom	11.7	18.0	24.3	26.8	19.7	
Sometimes	27.2	35.5	35.9	38.5	34.0	
Often	30.7	27.2	24.9	19.3	25.8	
Almost always	26.0	13.0	6.2	7.3	13.7	
N of Valid	958	895	853	766	3472	
N of Miss	42	31	34	15	122	

Table 42: Putting them all together, what were your grades like last year?

Response	6	8	10	12	Total
Mostly F's	1.2	1.0	0.5	0.4	0.8
Mostly D's	1.8	2.2	3.9	1.5	2.3
Mostly C's	7.5	16.1	17.7	16.2	14.2
Mostly B's	30.5	40.2	36.7	39.9	36.6
Mostly A's	59.0	40.5	41.3	42.0	46.1
N of Valid	941	875	848	752	3416
N of Miss	59	51	39	29	178

Table 43: How important do you think the things you are learning in school are going to be for your later life?

Response	6	8	10	12	Total
Very important	45.7	23.4	14.3	10.1	24.4
Quite important	23.7	23.7	18.1	17.2	20.9
Fairly important	20.0	30.9	32.9	32.0	28.6
Slightly important	8.6	16.9	28.3	32.6	20.9
Not at all important	2.0	5.1	6.3	8.1	5.2
N of Valid	961	900	851	763	3475
N of Miss	39	26	36	18	119

Table 44: During the LAST FOUR WEEKS how many whole days of school have you missed because you skipped or "cut"?

Response	6	8	10	12	Total
None	56.7	62.7	68.2	56.2	61.0
1	14.5	12.5	12.0	16.1	13.7
2	10.5	9.3	7.7	11.6	9.8
3	7.0	6.8	6.3	6.9	6.8
4-5	7.7	6.3	3.0	6.2	5.9
6-10	2.4	1.3	1.9	2.5	2.0
11 or more	1.2	1.0	0.8	0.5	0.9
N of Valid	973	902	856	764	3495
N of Miss	27	24	31	17	99

Table 45: What are the chances you would be seen as cool if you: smoked cigarettes?






Response	6	8	10	12	Total	
No or very little chance	87.9	73.2	64.8	63.2	72.9	
Little chance	6.2	9.9	15.7	17.0	11.9	
Some chance	2.9	8.3	11.4	12.0	8.4	
Pretty good chance	1.5	5.7	5.8	5.1	4.5	
Very good chance	1.5	2.8	2.3	2.8	2.3	
N of Valid	924	887	842	761	3414	
N of Miss	76	39	45	20	180	

Table 46: What are the chances you would be seen as cool if you: worked hard at school?






Response	6	8	10	12	Total	
No or very little chance	7.1	11.6	10.8	10.5	9.9	
Little chance	5.8	15.4	18.8	17.7	14.1	
Some chance	13.4	20.4	25.9	25.3	20.9	
Pretty good chance	26.6	28.3	23.6	23.5	25.6	
Very good chance	47.1	24.4	20.9	22.9	29.4	
N of Valid	930	874	834	750	3388	
N of Miss	70	52	53	31	206	

Table 47: What are the chances you would be seen as cool if you: began drinking alcoholic beverages regularly, that is, at least once or twice a month?






Response	6	8	10	12	Total	
No or very little chance	84.7	66.1	47.5	46.0	62.1	
Little chance	8.1	12.8	14.1	14.4	12.2	
Some chance	2.8	8.0	19.6	17.1	11.5	
Pretty good chance	2.6	9.8	13.7	15.5	10.1	
Very good chance	1.8	3.3	5.2	7.0	4.2	
N of Valid	914	880	832	756	3382	
N of Miss	86	46	55	25	212	

Table 48: What are the chances you would be seen as cool if you: defended someone who was being bullied?

Response	6	8	10	12	Total	
No or very little chance	9.2	11.5	9.3	13.4	10.8	
Little chance	8.5	13.8	19.0	16.7	14.3	
Some chance	16.8	24.5	30.8	28.4	24.8	
Pretty good chance	24.0	25.9	23.8	22.5	24.1	
Very good chance	41.5	24.3	17.0	19.0	26.0	
N of Valid	919	879	835	756	3389	
N of Miss	81	47	52	25	205	

Table 49: What are the chances you would be seen as cool if you: smoked marijuana?

Response	6	8	10	12	Total	
No or very little chance	88.6	64.4	45.2	47.8	62.5	
Little chance	4.5	8.3	13.5	12.7	9.5	
Some chance	2.4	8.4	14.9	15.8	10.0	
Pretty good chance	1.6	9.1	13.4	10.9	8.5	
Very good chance	2.9	9.8	13.0	12.8	9.4	
N of Valid	919	879	838	758	3394	
N of Miss	81	47	49	23	200	

Table 50: What are the chances you would be seen as cool if you: carried a handgun?

Response	6	8	10	12	Total	
No or very little chance	80.3	69.1	69.8	67.3	71.9	
Little chance	8.9	10.5	10.6	12.7	10.5	
Some chance	4.0	8.4	9.8	11.2	8.2	
Pretty good chance	3.3	4.9	4.8	3.2	4.0	
Very good chance	3.5	7.2	5.0	5.7	5.3	
N of Valid	914	880	834	758	3386	
N of Miss	86	46	53	23	208	

Table 51: What are the chances you would be seen as cool if you: used e-cigarettes, e-cigars or e-hookahs (vaping)?






Response	6	8	10	12	Total	
No or very little chance	83.5	57.4	45.6	45.6	58.9	
Little chance	6.7	10.1	9.8	11.6	9.4	
Some chance	3.6	7.8	13.0	15.1	9.6	
Pretty good chance	3.7	8.9	11.4	10.7	8.5	
Very good chance	2.5	15.8	20.2	16.9	13.6	
N of Valid	916	880	840	756	3392	
N of Miss	84	46	47	25	202	

Table 52: What are the chances you would be seen as cool if you: bullied someone or cyber bullied someone?






Response	6	8	10	12	Total	
No or very little chance	83.5	57.4	45.6	45.6	58.9	
Little chance	6.7	10.1	9.8	11.6	9.4	
Some chance	3.6	7.8	13.0	15.1	9.6	
Pretty good chance	3.7	8.9	11.4	10.7	8.5	
Very good chance	2.5	15.8	20.2	16.9	13.6	
N of Valid	916	880	840	756	3392	
N of Miss	84	46	47	25	202	

Table 53: Think of your four best friends (the friends you feel closest to). In the past year (12 months), how many of your best friends have: participated in clubs, organizations or activities at school?






Response	6	8	10	12	Total	
0	22.2	16.1	11.6	12.9	16.0	
1	13.3	11.0	11.8	11.8	12.0	
2	16.4	16.2	20.2	18.4	17.7	
3	15.7	18.7	18.0	13.7	16.6	
4	32.3	37.9	38.4	43.2	37.7	
N of Valid	922	881	833	752	3388	
N of Miss	78	45	54	29	206	

Table 54: Think of your four best friends (the friends you feel closest to). In the past year (12 months), how many of your best friends have: smoked cigarettes?






Response	6	8	10	12	Total	
0	93.1	76.5	69.9	62.1	76.2	
1	4.3	11.1	13.5	15.4	10.8	
2	1.4	5.3	6.8	8.7	5.4	
3	0.8	3.2	4.3	3.3	2.8	
4	0.4	3.8	5.5	10.5	4.8	
N of Valid	911	863	821	749	3344	
N of Miss	89	63	66	32	250	

Table 55: Think of your four best friends (the friends you feel closest to). In the past year (12 months), how many of your best friends have: tried beer, wine or hard liquor (for example, vodka, whiskey, or gin) when their parents didn't know about it?






Response	6	8	10	12	Total	
0	89.0	61.6	46.0	40.6	60.6	
1	6.5	15.7	15.4	14.2	12.8	
2	2.5	8.3	14.1	14.0	9.4	
3	1.1	5.4	8.4	8.7	5.7	
4	1.0	9.0	16.0	22.5	11.5	
N of Valid	925	877	830	751	3383	
N of Miss	75	49	57	30	211	

Table 56: Think of your four best friends (the friends you feel closest to). In the past year (12 months), how many of your best friends have: used e-cigarettes, e-cigars, or e-hookahs?






Response	6	8	10	12	Total	
0	92.0	69.4	53.1	49.1	67.1	
1	5.1	12.1	14.1	12.1	10.7	
2	1.7	6.4	10.4	10.7	7.0	
3	0.4	4.3	8.5	8.4	5.2	
4	0.8	7.8	13.9	19.7	10.0	
N of Valid	928	879	828	751	3386	
N of Miss	72	47	59	30	208	

Table 57: Think of your four best friends (the friends you feel closest to). In the past year (12 months), how many of your best friends have: used marijuana?






Response	6	8	10	12	Total	
0	93.9	75.0	59.2	53.3	71.5	
1	4.3	10.8	14.7	16.1	11.2	
2	1.0	5.2	9.8	12.3	6.8	
3	0.2	3.0	6.1	6.1	3.7	
4	0.5	6.0	10.3	12.1	6.9	
N of Valid	920	880	825	750	3375	
N of Miss	80	46	62	31	219	

Table 58: Think of your four best friends (the friends you feel closest to). In the past year (12 months), how many of your best friends have: used prescription drugs or non-prescription drugs for the purpose of getting high?






Response	6	8	10	12	Total	
0	95.7	86.6	82.8	81.7	87.1	
1	3.0	7.4	9.4	8.4	6.9	
2	0.7	2.3	3.3	4.3	2.5	
3	0.5	1.5	1.8	1.5	1.3	
4	0.1	2.2	2.7	4.1	2.2	
N of Valid	921	875	822	749	3367	
N of Miss	79	51	65	32	227	

Table 59: Think of your four best friends (the friends you feel closest to). In the past year (12 months), how many of your best friends have: used synthetic marijuana (K2, spice) or bath salts?






Response	6	8	10	12	Total	
0	97.4	93.3	94.7	95.6	95.3	
1	1.7	3.6	2.5	2.0	2.5	
2	0.3	0.9	1.7	1.5	1.1	
3	0.3	1.3	0.6	0.4	0.7	
4	0.2	0.9	0.5	0.5	0.5	
N of Valid	922	877	825	750	3374	
N of Miss	78	49	62	31	220	

Table 60: Think of your four best friends (the friends you feel closest to). In the past year (12 months), how many of your best friends have: used LSD, cocaine, amphetamines, or other illegal drugs?






Response	6	8	10	12	Total	
0	97.8	92.5	92.2	89.9	93.3	
1	1.3	4.1	3.5	5.2	3.4	
2	0.5	1.4	1.8	2.7	1.5	
3	0.2	1.0	1.5	0.5	0.8	
4	0.1	1.0	1.0	1.7	0.9	
N of Valid	916	880	825	751	3372	
N of Miss	84	46	62	30	222	

Table 61: Think of your four best friends (the friends you feel closest to). In the past year (12 months), how many of your best friends have: been bullied?






Response	6	8	10	12	Total	
0	39.8	47.8	58.9	63.4	51.8	
1	23.8	22.9	19.4	15.4	20.6	
2	16.0	14.0	11.9	11.8	13.6	
3	7.0	5.3	4.2	3.1	5.0	
4	13.4	9.9	5.6	6.2	9.0	
N of Valid	925	876	818	752	3371	
N of Miss	75	50	69	29	223	

Table 62: Think of your four best friends (the friends you feel closest to). In the past year (12 months), how many of your best friends have: been suspended from school?






Response	6	8	10	12	Total	
0	56.8	53.8	60.1	70.2	59.8	
1	17.8	15.8	17.1	15.9	16.7	
2	8.9	12.5	11.1	6.4	9.8	
3	4.0	5.8	5.5	2.9	4.6	
4	12.5	12.1	6.2	4.5	9.1	
N of Valid	922	874	823	749	3368	
N of Miss	78	52	64	32	226	

Table 63: Think of your four best friends (the friends you feel closest to). In the past year (12 months), how many of your best friends have: carried a handgun?






Response	6	8	10	12	Total	
0	93.6	88.5	88.8	87.3	89.7	
1	2.7	5.8	6.1	5.5	4.9	
2	1.7	2.2	2.1	3.5	2.3	
3	0.0	0.9	1.1	1.6	0.9	
4	1.9	2.6	1.9	2.1	2.2	
N of Valid	926	875	823	750	3374	
N of Miss	74	51	64	31	220	

Table 64: Think of your four best friends (the friends you feel closest to). In the past year (12 months), how many of your best friends have: sold illegal drugs?






Response	6	8	10	12	Total	
0	97.5	91.3	89.1	86.3	91.3	
1	2.1	4.5	5.7	7.0	4.7	
2	0.1	1.6	2.7	3.9	2.0	
3	0.0	1.0	1.0	1.2	0.8	
4	0.3	1.6	1.6	1.6	1.2	
N of Valid	920	872	822	747	3361	
N of Miss	80	54	65	34	233	

Table 65: Think of your four best friends (the friends you feel closest to). In the past year (12 months), how many of your best friends have: regularly attended religious services?






Response	6	8	10	12	Total	
0	48.7	33.6	22.6	27.1	33.5	
1	8.4	10.9	14.0	13.9	11.6	
2	9.6	13.0	21.4	20.2	15.8	
3	8.2	16.4	17.4	15.5	14.2	
4	25.2	26.1	24.6	23.4	24.9	
N of Valid	894	866	814	749	3323	
N of Miss	106	60	73	32	271	

Table 66: Think of your four best friends (the friends you feel closest to). In the past year (12 months), how many of your best friends have: stolen or tried to steal a motor vehicle such as a car or motorcycle?






Response	6	8	10	12	Total	
0	97.0	92.3	92.0	94.9	94.1	
1	2.1	4.0	5.2	2.8	3.5	
2	0.1	1.0	1.6	1.5	1.0	
3	0.3	1.3	0.7	0.4	0.7	
4	0.5	1.4	0.5	0.4	0.7	
N of Valid	924	874	821	745	3364	
N of Miss	76	52	66	36	230	

Table 67: Think of your four best friends (the friends you feel closest to). In the past year (12 months), how many of your best friends have: been arrested?






Response	6	8	10	12	Total	
0	88.3	80.0	85.6	87.4	85.3	
1	7.9	9.2	8.5	7.9	8.4	
2	2.4	5.5	3.3	2.9	3.5	
3	0.5	2.1	1.2	0.9	1.2	
4	0.9	3.2	1.3	0.8	1.6	
N of Valid	920	876	819	746	3361	
N of Miss	80	50	68	35	233	

Table 68: Think of your four best friends (the friends you feel closest to). In the past year (12 months), how many of your best friends have: dropped out of school?






Response	6	8	10	12	Total	
0	94.8	93.7	93.2	91.3	93.3	
1	3.3	3.5	4.7	5.2	4.1	
2	0.7	1.3	1.1	2.7	1.4	
3	0.5	0.3	0.7	0.5	0.5	
4	0.8	1.1	0.2	0.3	0.6	
N of Valid	918	874	822	749	3363	
N of Miss	82	52	65	32	231	

Table 69: Think of your four best friends (the friends you feel closest to). In the past year (12 months), how many of your best friends have: been members of a gang?






Response	6	8	10	12	Total	
0	89.3	81.2	88.0	88.9	86.8	
1	4.1	7.6	5.5	3.9	5.3	
2	1.8	3.5	1.7	2.7	2.4	
3	1.2	2.3	1.3	0.7	1.4	
4	3.5	5.3	3.5	3.9	4.1	
N of Valid	919	880	823	749	3371	
N of Miss	81	46	64	32	223	

Table 70: How old were you when you first: smoked marijuana?










Response	6	8	10	12	Total	
Never	98.1	89.2	77.8	66.5	83.9	
10 or younger	0.6	2.0	1.6	1.5	1.4	
11	0.6	2.3	0.7	0.7	1.1	
12	0.3	1.8	2.2	2.3	1.6	
13	0.1	3.5	2.9	2.9	2.3	
14	0.0	1.1	6.1	5.2	2.9	
15	0.0	0.0	7.5	5.2	3.0	
16	0.0	0.0	1.1	10.5	2.6	
17 or older	0.2	0.0	0.1	5.2	1.2	
N of Valid	933	879	825	746	3383	
N of Miss	67	47	62	35	211	

Table 71: How old were you when you first: smoked a cigarette, even just a puff?










Response	6	8	10	12	Total	
Never	92.6	82.1	75.2	66.1	79.8	
10 or younger	4.8	8.3	5.4	4.6	5.8	
11	2.0	3.4	2.7	1.8	2.5	
12	0.7	2.5	3.3	4.2	2.6	
13	0.0	2.8	4.0	3.4	2.5	
14	0.0	0.8	4.9	5.0	2.5	
15	0.0	0.0	3.4	5.0	1.9	
16	0.0	0.0	1.0	6.0	1.6	
17 or older	0.0	0.1	0.1	3.8	0.9	
N of Valid	923	864	819	735	3341	
N of Miss	77	62	68	46	253	

Table 72: How old were you when you first: had more than a sip or two of beer, wine or hard liquor (for example, vodka, whiskey, or gin)?










Response	6	8	10	12	Total	
Never	86.8	65.9	50.9	41.6	62.7	
10 or younger	7.5	12.7	7.9	5.5	8.5	
11	4.4	6.3	2.7	3.5	4.3	
12	1.0	6.7	5.6	3.1	4.1	
13	0.0	6.3	6.4	5.5	4.4	
14	0.0	1.8	12.3	7.4	5.1	
15	0.0	0.0	12.0	9.8	5.1	
16	0.0	0.0	1.7	13.8	3.5	
17 or older	0.3	0.2	0.5	9.9	2.5	
N of Valid	935	875	823	746	3379	
N of Miss	65	51	64	35	215	

Table 73: How old were you when you first: began drinking alcoholic beverages regularly, that is, at least once or twice a month?










Response	6	8	10	12	Total	
Never	99.0	93.0	85.0	75.8	88.9	
10 or younger	0.3	1.2	0.7	0.7	0.7	
11	0.3	1.1	0.5	0.4	0.6	
12	0.0	1.7	0.2	0.4	0.6	
13	0.0	1.8	1.8	1.1	1.2	
14	0.0	1.1	3.6	2.7	1.8	
15	0.0	0.0	6.5	4.8	2.7	
16	0.1	0.0	1.3	6.4	1.8	
17 or older	0.2	0.0	0.2	7.7	1.8	
N of Valid	937	880	827	745	3389	
N of Miss	63	46	60	36	205	

Table 74: How old were you when you first: used Pegaramide (peg, Peggy)?


Response	6	8	10	12	Total	
Never	100.0	100.0	100.0	100.0	100.0	
10 or younger	0.0	0.0	0.0	0.0	0.0	
11	0.0	0.0	0.0	0.0	0.0	
12	0.0	0.0	0.0	0.0	0.0	
13	0.0	0.0	0.0	0.0	0.0	
14	0.0	0.0	0.0	0.0	0.0	
15	0.0	0.0	0.0	0.0	0.0	
16	0.0	0.0	0.0	0.0	0.0	
17 or older	0.0	0.0	0.0	0.0	0.0	
N of Valid	912	870	821	745	3348	
N of Miss	88	56	66	36	246	

Table 75: How old were you when you first: got suspended from school?










Response	6	8	10	12	Total	
Never	78.7	69.4	72.7	71.5	73.3	
10 or younger	10.0	10.2	7.1	5.1	8.3	
11	7.7	7.0	2.3	2.3	5.0	
12	3.2	7.1	5.3	2.4	4.5	
13	0.1	4.8	4.5	4.0	3.3	
14	0.1	1.5	4.4	5.8	2.8	
15	0.0	0.0	2.4	4.0	1.5	
16	0.0	0.0	1.0	3.4	1.0	
17 or older	0.1	0.0	0.2	1.5	0.4	
N of Valid	930	873	818	745	3366	
N of Miss	70	53	69	36	228	

Table 76: How old were you when you first: got arrested?










Response	6	8	10	12	Total	
Never	98.0	94.6	96.2	95.3	96.1	
10 or younger	1.2	1.5	0.4	0.0	0.8	
11	0.4	0.7	0.2	0.3	0.4	
12	0.3	0.7	0.1	0.3	0.4	
13	0.0	2.2	0.4	0.4	0.7	
14	0.0	0.3	1.5	1.3	0.7	
15	0.1	0.0	1.1	0.5	0.4	
16	0.0	0.0	0.1	0.5	0.1	
17 or older	0.0	0.0	0.0	1.3	0.3	
N of Valid	929	876	822	747	3374	
N of Miss	71	50	65	34	220	

Table 77: How old were you when you first: carried a handgun?










Response	6	8	10	12	Total	
Never	95.0	91.5	91.5	90.1	92.2	
10 or younger	2.4	2.2	2.1	1.9	2.1	
11	1.2	1.7	0.9	0.5	1.1	
12	1.3	1.9	1.0	0.8	1.3	
13	0.0	1.9	1.3	0.7	1.0	
14	0.0	0.7	1.5	0.4	0.6	
15	0.0	0.0	1.2	1.7	0.7	
16	0.1	0.0	0.5	2.4	0.7	
17 or older	0.0	0.1	0.1	1.5	0.4	
N of Valid	929	881	822	745	3377	
N of Miss	71	45	65	36	217	

Table 78: How old were you when you first: used e-cigarettes, e-cigars, or e-hookahs (vaping)?










Response	6	8	10	12	Total	
Never	94.8	82.1	66.9	60.4	77.1	
10 or younger	1.4	1.8	1.6	0.4	1.3	
11	2.6	2.4	1.3	0.5	1.8	
12	1.1	4.0	1.6	1.1	2.0	
13	0.0	7.6	2.9	1.9	3.1	
14	0.1	1.8	8.8	3.8	3.5	
15	0.0	0.2	14.3	5.8	4.8	
16	0.0	0.0	2.3	12.7	3.4	
17 or older	0.0	0.0	0.4	13.5	3.1	
N of Valid	931	878	821	742	3372	
N of Miss	69	48	66	39	222	

Table 79: How old were you when you first: belonged to a gang?










Response	6	8	10	12	Total	
Never	96.8	93.7	95.9	94.7	95.3	
10 or younger	1.3	0.8	1.1	1.6	1.2	
11	1.0	0.8	0.4	0.1	0.6	
12	0.9	1.4	0.2	0.4	0.7	
13	0.0	1.9	0.4	0.4	0.7	
14	0.0	1.3	0.7	0.3	0.6	
15	0.0	0.0	1.0	0.9	0.4	
16	0.0	0.0	0.1	0.9	0.2	
17 or older	0.1	0.1	0.2	0.5	0.2	
N of Valid	930	875	823	740	3368	
N of Miss	70	51	64	41	226	

Table 80: How old were you when you first: used prescription drugs not prescribed to you?










Response	6	8	10	12	Total	
Never	97.5	94.1	90.0	89.0	92.9	
10 or younger	1.1	1.9	1.7	0.8	1.4	
11	0.6	0.9	0.4	0.1	0.5	
12	0.6	1.5	0.9	0.9	1.0	
13	0.0	1.5	1.7	1.2	1.1	
14	0.0	0.1	2.1	1.6	0.9	
15	0.0	0.0	2.6	2.7	1.2	
16	0.0	0.0	0.6	1.2	0.4	
17 or older	0.1	0.0	0.1	2.4	0.6	
N of Valid	931	877	823	748	3379	
N of Miss	69	49	64	33	215	

Table 81: How wrong do you think it is for someone your age to: take a handgun to school?





Response	6	8	10	12	Total	
Very wrong	91.9	86.9	89.9	88.5	89.4	
Wrong	6.0	8.7	7.3	7.0	7.2	
A little bit wrong	1.5	3.4	2.1	2.9	2.4	
Not at all wrong	0.5	1.0	0.7	1.6	0.9	
N of Valid	943	885	820	746	3394	
N of Miss	57	41	67	35	200	

Table 82: How wrong do you think it is for someone your age to: steal anything?





Response	6	8	10	12	Total	
Very wrong	71.6	59.5	63.2	70.6	66.2	
Wrong	24.5	32.8	27.5	23.2	27.1	
A little bit wrong	3.1	6.5	8.5	5.8	5.9	
Not at all wrong	0.9	1.3	0.9	0.4	0.9	
N of Valid	928	879	812	745	3364	
N of Miss	72	47	75	36	230	

Table 83: How wrong do you think it is for someone your age to: pick a fight with someone?





Response	6	8	10	12	Total	
Very wrong	55.5	39.3	40.2	51.6	46.7	
Wrong	27.9	36.1	33.3	29.6	31.7	
A little bit wrong	13.6	19.5	21.6	14.9	17.4	
Not at all wrong	3.0	5.2	4.9	3.9	4.2	
N of Valid	932	871	815	744	3362	
N of Miss	68	55	72	37	232	

Table 84: How wrong do you think it is for someone your age to: attack someone with the idea of seriously hurting them?





Response	6	8	10	12	Total	
Very wrong	86.9	77.2	71.7	72.7	77.6	
Wrong	9.4	14.6	18.8	17.3	14.8	
A little bit wrong	2.2	6.3	7.4	7.5	5.7	
Not at all wrong	1.5	1.9	2.1	2.5	2.0	
N of Valid	936	878	814	747	3375	
N of Miss	64	48	73	34	219	

Table 85: How wrong do you think it is for someone your age to: stay away from school all day when their parents think they are at school?





Response	6	8	10	12	Total	
Very wrong	80.6	62.1	53.9	49.3	62.4	
Wrong	14.0	28.2	28.7	30.9	25.0	
A little bit wrong	4.2	7.5	14.4	16.0	10.1	
Not at all wrong	1.3	2.2	3.0	3.8	2.5	
N of Valid	938	875	811	742	3366	
N of Miss	62	51	76	39	228	

Table 86: How wrong do you think it is for someone your age to: drink beer, wine or hard liquor (for example, vodka, whiskey, or gin) regularly?





Response	6	8	10	12	Total	
Very wrong	90.4	71.1	50.7	43.0	65.3	
Wrong	6.9	15.6	23.4	23.9	16.9	
A little bit wrong	1.9	10.0	18.1	21.6	12.3	
Not at all wrong	0.9	3.3	7.8	11.6	5.5	
N of Valid	934	882	812	742	3370	
N of Miss	66	44	75	39	224	

Table 87: How wrong do you think it is for someone your age to: smoke cigarettes?





Response	6	8	10	12	Total	
Very wrong	90.7	77.2	65.0	52.8	72.6	
Wrong	6.9	15.1	21.6	23.1	16.2	
A little bit wrong	1.5	4.7	9.7	14.5	7.2	
Not at all wrong	1.0	3.0	3.7	9.5	4.0	
N of Valid	933	878	812	744	3367	
N of Miss	67	48	75	37	227	

Table 88: How wrong do you think it is for someone your age to: smoke marijuana?





Response	6	8	10	12	Total	
Very wrong	94.0	74.6	54.1	47.4	69.0	
Wrong	4.1	11.9	19.4	19.4	13.2	
A little bit wrong	1.0	8.2	13.8	17.1	9.5	
Not at all wrong	1.0	5.3	12.8	16.2	8.3	
N of Valid	931	875	814	743	3363	
N of Miss	69	51	73	38	231	

Table 89: How wrong do you think it is for someone your age to: use prescription drugs or non-prescription drugs for the purpose of getting high?





Response	6	8	10	12	Total	
Very wrong	94.6	86.6	80.5	79.4	85.8	
Wrong	3.9	9.0	14.2	13.6	9.8	
A little bit wrong	1.0	2.8	3.6	5.1	3.0	
Not at all wrong	0.5	1.6	1.7	1.9	1.4	
N of Valid	938	880	809	744	3371	
N of Miss	62	46	78	37	223	

Table 90: How wrong do you think it is for someone your age to: use synthetic marijuana (K2, spice) or bath salts?

Response	6	8	10	12	Total	
Very wrong	95.3	89.7	88.1	89.9	90.9	
Wrong	3.4	7.2	8.9	7.4	6.6	
A little bit wrong	0.6	2.2	2.1	1.6	1.6	
Not at all wrong	0.6	0.9	0.9	1.1	0.9	
N of Valid	932	877	809	745	3363	
N of Miss	68	49	78	36	231	

Table 91: How wrong do you think it is for someone your age to: use LSD, cocaine, amphetamines or another illegal drug?

Response	6	8	10	12	Total	
Very wrong	97.5	91.7	88.4	88.0	91.7	
Wrong	1.8	6.3	9.3	8.6	6.3	
A little bit wrong	0.1	1.3	1.2	2.6	1.2	
Not at all wrong	0.5	0.8	1.1	0.8	0.8	
N of Valid	930	878	809	743	3360	
N of Miss	70	48	78	38	234	

Table 92: How wrong do you think it is for someone your age to: use e-cigarettes, e-cigars or e-hookahs (vaping)?

Response	6	8	10	12	Total	
Very wrong	88.7	67.9	47.5	45.1	63.7	
Wrong	6.5	13.1	17.0	14.5	12.5	
A little bit wrong	3.4	11.4	22.2	22.3	14.2	
Not at all wrong	1.3	7.6	13.4	18.1	9.6	
N of Valid	933	868	807	740	3348	
N of Miss	67	58	80	41	246	

Table 93: At school during the past 12 months, did you receive help from the resource teacher, speech therapist or other special education teacher?

Response	6	8	10	12	Total
No	0.0	0.0	0.0	0.0	0.0
Yes	0.0	0.0	0.0	0.0	0.0
N of Valid	0	0	0	0	0
N of Miss	0	0	0	0	0

Table 94: How many times in the past year (12 months) have you: been suspended from school?

Response	6	8	10	12	Total	
Never	82.6	79.6	85.5	88.4	83.8	<div></div>
1 to 2 times	13.3	15.0	11.2	8.6	12.2	<div></div>
3 to 5 times	2.6	3.2	2.4	2.0	2.6	<div></div>
6 to 9 times	0.6	1.0	0.4	0.7	0.7	<div></div>
10+ times	0.9	1.2	0.6	0.3	0.8	<div></div>
N of Valid	938	887	806	741	3372	
N of Miss	62	39	81	40	222	

Table 95: How many times in the past year (12 months) have you: carried a handgun?

Response	6	8	10	12	Total	
Never	95.7	92.9	94.3	91.9	93.8	<div></div>
1 to 2 times	3.1	4.2	2.9	3.4	3.4	<div></div>
3 to 5 times	0.9	1.0	1.1	1.3	1.1	<div></div>
6 to 9 times	0.0	0.1	0.6	0.7	0.3	<div></div>
10+ times	0.3	1.7	1.1	2.7	1.4	<div></div>
N of Valid	931	879	805	742	3357	
N of Miss	69	47	82	39	237	

Table 96: How many times in the past year (12 months) have you: sold illegal drugs?






Response	6	8	10	12	Total	
Never	99.6	98.3	96.8	96.0	97.8	
1 to 2 times	0.2	0.7	1.6	1.6	1.0	
3 to 5 times	0.1	0.6	1.0	0.5	0.5	
6 to 9 times	0.0	0.1	0.5	0.8	0.3	
10+ times	0.1	0.3	0.1	1.1	0.4	
N of Valid	929	881	803	742	3355	
N of Miss	71	45	84	39	239	

Table 97: How many times in the past year (12 months) have you: stolen or tried to steal a motor vehicle such as a car or motorcycle?






Response	6	8	10	12	Total	
Never	98.9	98.5	97.5	99.3	98.6	
1 to 2 times	1.0	0.9	1.5	0.3	0.9	
3 to 5 times	0.1	0.1	0.5	0.3	0.2	
6 to 9 times	0.0	0.3	0.1	0.0	0.1	
10+ times	0.0	0.1	0.4	0.1	0.1	
N of Valid	931	877	803	738	3349	
N of Miss	69	49	84	43	245	

Table 98: How many times in the past year (12 months) have you: participated in clubs, organizations or activities at school?






Response	6	8	10	12	Total	
Never	42.8	34.0	30.2	32.7	35.3	
1 to 2 times	25.9	21.9	17.5	12.4	19.9	
3 to 5 times	14.3	15.8	16.4	14.9	15.3	
6 to 9 times	4.6	8.0	7.4	8.1	6.9	
10+ times	12.3	20.3	28.6	31.8	22.6	
N of Valid	929	880	801	739	3349	
N of Miss	71	46	86	42	245	

Table 99: How many times in the past year (12 months) have you: been arrested?


Response	6	8	10	12	Total	
Never	98.7	95.7	97.1	97.7	97.3	
1 to 2 times	1.1	3.3	2.3	1.8	2.1	
3 to 5 times	0.2	0.9	0.5	0.4	0.5	
6 to 9 times	0.0	0.1	0.0	0.0	0.0	
10+ times	0.0	0.0	0.1	0.1	0.1	
N of Valid	929	876	796	740	3341	
N of Miss	71	50	91	41	253	

Table 100: How many times in the past year (12 months) have you: attacked someone with the idea of seriously hurting them?


Response	6	8	10	12	Total	
Never	92.8	89.1	91.5	91.9	91.3	
1 to 2 times	5.7	6.7	6.2	5.8	6.1	
3 to 5 times	1.1	2.6	1.6	1.3	1.7	
6 to 9 times	0.2	0.5	0.2	0.4	0.3	
10+ times	0.2	1.1	0.4	0.5	0.6	
N of Valid	929	879	802	742	3352	
N of Miss	71	47	85	39	242	

Table 101: How many times in the past year (12 months) have you: been drunk or high at school?


Response	6	8	10	12	Total	
Never	99.6	93.1	90.3	87.3	92.9	
1 to 2 times	0.3	4.8	5.4	5.5	3.8	
3 to 5 times	0.0	1.0	2.0	2.7	1.3	
6 to 9 times	0.0	0.3	0.6	0.9	0.4	
10+ times	0.1	0.8	1.7	3.5	1.4	
N of Valid	934	878	803	740	3355	
N of Miss	66	48	84	41	239	

Table 102: How many times in the past year (12 months) have you: taken a handgun to school?






Response	6	8	10	12	Total	
Never	99.8	99.0	99.4	99.1	99.3	
1 to 2 times	0.1	0.6	0.2	0.5	0.4	
3 to 5 times	0.0	0.1	0.1	0.3	0.1	
6 to 9 times	0.0	0.1	0.1	0.0	0.1	
10+ times	0.1	0.2	0.1	0.1	0.1	
N of Valid	932	877	802	738	3349	
N of Miss	68	49	85	43	245	

Table 103: How many times in the past year (12 months) have you: used e-cigarettes, e-cigars, or e-hookahs (vaping)?






Response	6	8	10	12	Total	
Never	99.8	99.0	99.4	99.1	99.3	
1 to 2 times	0.1	0.6	0.2	0.5	0.4	
3 to 5 times	0.0	0.1	0.1	0.3	0.1	
6 to 9 times	0.0	0.1	0.1	0.0	0.1	
10+ times	0.1	0.2	0.1	0.1	0.1	
N of Valid	932	877	802	738	3349	
N of Miss	68	49	85	43	245	

Table 104: Are you currently on probation, or assigned a probation officer with Juvenile Court?



Response	6	8	10	12	Total	
No	97.9	95.8	97.5	97.7	97.2	
Yes	2.1	4.2	2.5	2.3	2.8	
N of Valid	874	811	692	654	3031	
N of Miss	126	115	195	127	563	

Table 105: Have you ever belonged to a gang?






Response	6	8	10	12	Total	
No	94.3	91.1	94.6	92.3	93.1	
No, but would like to	1.6	2.3	1.6	1.7	1.8	
Yes, in the past	2.5	2.8	1.1	1.7	2.1	
Yes, belong now	1.6	3.5	2.4	4.0	2.8	
Yes, but would like to get out	0.0	0.2	0.2	0.1	0.1	
N of Valid	934	881	803	743	3361	
N of Miss	66	45	84	38	233	

Table 106: If you have ever belonged to a gang, did that gang have a name?




Response	6	8	10	12	Total	
No	16.6	12.7	15.3	15.8	15.1	
Yes	5.0	6.8	4.3	5.8	5.5	
I have never belonged to a gang	78.3	80.5	80.4	78.4	79.4	
N of Valid	932	877	797	736	3342	
N of Miss	68	49	90	45	252	

Table 107: You are at a party at someone's house, and one of your friends offers you a drink containing alcohol. What would you say or do?





Response	6	8	10	12	Total	
Drink it	4.1	15.7	31.6	37.3	21.0	
Tell your friend, 'No thanks, I don't drink' and suggest that you and your friend go and do something else	47.8	39.5	31.4	27.0	37.1	
Just say, 'No thanks' and walk away	32.2	28.4	27.8	29.2	29.5	
Make up a good excuse, tell your friend you had something else to do, and leave	15.9	16.5	9.2	6.5	12.4	
N of Valid	935	874	795	740	3344	
N of Miss	65	52	92	41	250	

Table 108: How often do you attend religious services or activities?





Response	6	8	10	12	Total	
Never	17.2	15.6	12.1	13.3	14.7	
Rarely	16.9	20.2	25.7	25.9	21.9	
1-2 Times a Month	11.3	14.3	14.5	16.4	14.0	
About Once a Week or More	54.6	49.9	47.8	44.4	49.5	
N of Valid	909	881	795	745	3330	
N of Miss	91	45	92	36	264	

Table 109: I think sometimes it's okay to cheat at school.





Response	6	8	10	12	Total	
NO!	60.2	31.6	15.4	15.4	32.2	
no	28.4	37.9	40.6	31.9	34.6	
yes	9.6	24.5	35.0	38.8	26.0	
YES!	1.7	6.0	8.9	13.9	7.3	
N of Valid	928	870	785	740	3323	
N of Miss	72	56	102	41	271	

Table 110: It is important to think before you act.





Response	6	8	10	12	Total	
NO!	3.1	2.6	1.9	1.9	2.4	
no	2.0	3.3	3.1	3.5	2.9	
yes	24.2	33.6	38.9	35.9	32.8	
YES!	70.8	60.4	56.1	58.7	61.9	
N of Valid	917	872	781	736	3306	
N of Miss	83	54	106	45	288	

Table 111: Sometimes I think that life is not worth it.





Response	6	8	10	12	Total	
NO!	59.0	44.0	34.4	39.8	45.0	
no	18.4	23.3	28.1	25.8	23.6	
yes	14.7	19.8	26.9	22.8	20.8	
YES!	7.9	12.9	10.6	11.5	10.6	
N of Valid	916	868	776	736	3296	
N of Miss	84	58	111	45	298	

Table 112: At times I think I am no good at all.





Response	6	8	10	12	Total	
NO!	39.8	31.6	25.2	25.7	31.1	
no	23.2	25.4	27.4	27.1	25.6	
yes	27.3	29.0	35.5	34.3	31.2	
YES!	9.8	13.9	12.0	12.8	12.1	
N of Valid	910	869	775	734	3288	
N of Miss	90	57	112	47	306	

Table 113: All in all, I am inclined to think that I am a failure.





Response	6	8	10	12	Total	
NO!	57.1	47.2	36.9	38.6	45.6	
no	22.7	29.6	36.5	36.1	30.8	
yes	14.7	13.8	19.3	17.4	16.2	
YES!	5.5	9.3	7.3	7.9	7.5	
N of Valid	912	867	776	736	3291	
N of Miss	88	59	111	45	303	

Table 114: In the past year, have you felt depressed or sad MOST days, even if you felt okay sometimes?





Response	6	8	10	12	Total	
NO!	38.6	30.2	25.3	25.9	30.4	
no	17.4	20.6	24.9	21.3	20.9	
yes	25.9	27.9	29.3	32.7	28.7	
YES!	18.1	21.3	20.5	20.1	20.0	
N of Valid	915	868	775	731	3289	
N of Miss	85	58	112	50	305	

Table 115: It is all right to beat up people if they start the fight.





Response	6	8	10	12	Total	
NO!	41.9	26.6	19.7	22.7	28.4	
no	16.8	16.6	22.5	19.9	18.8	
yes	18.9	25.2	29.4	26.5	24.7	
YES!	22.4	31.6	28.5	30.9	28.2	
N of Valid	921	869	773	737	3300	
N of Miss	79	57	114	44	294	

Table 116: I think it is okay to take something without asking if you can get away with it.





Response	6	8	10	12	Total	
NO!	80.6	63.0	56.7	61.1	66.0	
no	15.8	30.0	36.2	32.9	28.2	
yes	2.4	5.1	6.0	4.6	4.5	
YES!	1.2	1.8	1.2	1.4	1.4	
N of Valid	917	874	773	736	3300	
N of Miss	83	52	114	45	294	

Table 117: Where do you get the most information about living a drug and alcohol free life? Parents/guardians





Response	6	8	10	12	Total	
All the time	58.3	57.5	48.0	47.8	53.3	
Most	18.5	17.9	21.5	23.3	20.1	
Some	10.3	14.7	19.9	15.8	15.0	
Very little	12.9	9.9	10.5	13.2	11.6	
N of Valid	901	857	768	735	3261	
N of Miss	99	69	119	46	333	

Table 118: Where do you get the most information about living a drug and alcohol free life? Friends





Response	6	8	10	12	Total	
All the time	23.1	16.4	13.8	12.0	16.6	
Most	16.8	16.6	15.4	14.1	15.8	
Some	20.0	24.6	29.0	29.5	25.5	
Very little	40.1	42.5	41.8	44.4	42.1	
N of Valid	870	843	761	725	3199	
N of Miss	130	83	126	56	395	

Table 119: Where do you get the most information about living a drug and alcohol free life? Family members





Response	6	8	10	12	Total	
All the time	52.3	46.0	37.7	34.3	43.1	
Most	20.4	23.6	22.7	21.6	22.0	
Some	13.0	16.1	23.5	21.7	18.3	
Very little	14.3	14.3	16.1	22.4	16.6	
N of Valid	879	845	763	727	3214	
N of Miss	121	81	124	54	380	

Table 120: Where do you get the most information about living a drug and alcohol free life? School





Response	6	8	10	12	Total	
All the time	63.2	56.6	49.9	40.0	53.1	
Most	16.3	20.2	23.6	24.2	20.8	
Some	8.1	13.4	17.5	21.6	14.8	
Very little	12.4	9.8	9.0	14.1	11.3	
N of Valid	885	853	770	730	3238	
N of Miss	115	73	117	51	356	

Table 121: Where do you get the most information about living a drug and alcohol free life? Internet





Response	6	8	10	12	Total	
All the time	22.9	21.1	19.5	16.3	20.1	
Most	16.2	15.1	17.6	15.2	16.0	
Some	22.2	26.0	27.5	32.0	26.7	
Very little	38.7	37.8	35.4	36.6	37.2	
N of Valid	864	845	763	726	3198	
N of Miss	136	81	124	55	396	

Table 122: Where do you get the most information about living a drug and alcohol free life? TV





Response	6	8	10	12	Total	
All the time	27.7	23.3	21.0	17.7	22.7	
Most	17.6	18.2	17.2	17.5	17.7	
Some	22.7	27.2	29.3	34.5	28.2	
Very little	32.0	31.2	32.5	30.3	31.5	
N of Valid	876	845	767	730	3218	
N of Miss	124	81	120	51	376	

Table 123: Where do you get the most information about living a drug and alcohol free life? Social media

Response	6	8	10	12	Total
All the time	19.9	16.5	17.4	15.1	17.3
Most	11.4	11.8	14.1	11.6	12.2
Some	21.0	23.3	24.7	30.3	24.6
Very little	47.7	48.3	43.7	43.0	45.8
N of Valid	860	844	764	730	3198
N of Miss	140	82	123	51	396

Table 124: How much do you think people risk harming themselves (physically or in other ways) if they: smoked one or more packs of cigarettes per day?

Response	6	8	10	12	Total
No risk	16.2	10.8	7.4	8.4	11.0
Slight risk	8.2	8.2	7.2	9.1	8.2
Moderate risk	17.0	20.1	22.3	20.2	19.8
Great risk	58.6	60.8	63.1	62.3	61.0
N of Valid	912	876	766	727	3281
N of Miss	88	50	121	54	313

Table 125: How much do you think people risk harming themselves (physically or in other ways) if they: try marijuana once or twice?

Response	6	8	10	12	Total
No risk	19.8	21.9	32.5	37.9	27.4
Slight risk	20.5	29.7	30.7	30.9	27.7
Moderate risk	23.4	23.2	18.5	15.2	20.4
Great risk	36.3	25.2	18.2	16.1	24.6
N of Valid	901	868	762	726	3257
N of Miss	99	58	125	55	337

Table 126: How much do you think people risk harming themselves (physically or in other ways) if they: smoke marijuana once or twice a week?





Response	6	8	10	12	Total	
No risk	19.1	17.5	21.0	25.0	20.4	
Slight risk	8.8	17.2	24.7	25.0	18.3	
Moderate risk	21.1	22.1	23.8	23.8	22.6	
Great risk	51.1	43.2	30.6	26.2	38.7	
N of Valid	902	865	762	717	3246	
N of Miss	98	61	125	64	348	

Table 127: How much do you think people risk harming themselves (physically or in other ways) if they: take one or two drinks of an alcoholic beverage (beer, wine, liquor) nearly every day?





Response	6	8	10	12	Total	
No risk	18.0	15.3	11.2	13.6	14.7	
Slight risk	15.0	16.3	22.3	23.0	18.8	
Moderate risk	23.0	27.7	29.9	25.8	26.5	
Great risk	44.0	40.8	36.6	37.6	40.0	
N of Valid	905	871	766	726	3268	
N of Miss	95	55	121	55	326	

Table 128: How much do you think people risk harming themselves (physically or in other ways) if they: have five or more drinks of an alcoholic beverage once or twice a weekend?





Response	6	8	10	12	Total	
No risk	17.7	12.6	9.4	12.4	13.3	
Slight risk	7.6	10.9	15.7	16.9	12.4	
Moderate risk	20.3	24.5	28.7	25.9	24.6	
Great risk	54.4	51.9	46.1	44.8	49.7	
N of Valid	908	872	763	723	3266	
N of Miss	92	54	124	58	328	

Table 129: How much do you think people risk harming themselves (physically or in other ways) if they: use prescription drugs that are not prescribed to them?

Response	6	8	10	12	Total	
No risk	17.5	11.2	7.0	7.3	11.1	
Slight risk	5.2	6.2	5.0	8.3	6.1	
Moderate risk	14.5	18.9	20.1	18.8	17.9	
Great risk	62.9	63.8	67.9	65.6	64.9	
N of Valid	911	869	761	727	3268	
N of Miss	89	57	126	54	326	

Table 130: How much do you think people risk harming themselves (physically or in other ways) if they: use non-prescription drugs to get high?

Response	6	8	10	12	Total	
No risk	17.0	11.4	7.1	7.9	11.2	
Slight risk	4.2	5.3	4.2	6.2	4.9	
Moderate risk	12.2	17.2	18.9	16.6	16.1	
Great risk	66.6	66.1	69.8	69.3	67.8	
N of Valid	904	871	758	722	3255	
N of Miss	96	55	129	59	339	

Table 131: How much do you think people risk harming themselves (physically or in other ways) if they: use e-cigarettes, e-cigars, or e-hookahs?

Response	6	8	10	12	Total	
No risk	19.3	19.3	21.7	23.4	20.8	
Slight risk	13.4	23.9	31.4	32.7	24.7	
Moderate risk	18.3	19.9	22.1	21.2	20.3	
Great risk	49.1	36.8	24.7	22.7	34.3	
N of Valid	903	869	764	718	3254	
N of Miss	97	57	123	63	340	

Table 132: Have you ever used smokeless tobacco (chew, snuff, plug, dipping tobacco, or chewing tobacco)?






Response	6	8	10	12	Total	
Never	96.6	90.8	86.6	80.8	89.2	
Once or Twice	2.9	5.6	6.6	8.6	5.7	
Once in a while but not regularly	0.2	1.5	2.6	2.5	1.6	
Regularly in the past	0.3	0.8	2.8	3.3	1.7	
Regularly now	0.0	1.3	1.4	4.7	1.7	
N of Valid	908	860	759	717	3244	
N of Miss	92	66	128	64	350	

Table 133: How often have you used smokeless tobacco during the past 30 days?







Response	6	8	10	12	Total	
Not at all	99.0	95.9	95.1	91.8	95.7	
Once or twice	0.7	1.7	2.1	2.2	1.6	
Once or twice per week	0.0	0.7	0.8	1.1	0.6	
Three to five times per week	0.1	0.2	0.4	0.1	0.2	
About once a day	0.0	0.6	0.7	0.6	0.4	
More than once a day	0.2	0.8	0.9	4.2	1.4	
N of Valid	913	861	760	720	3254	
N of Miss	87	65	127	61	340	

Table 134: Have you ever smoked cigarettes?






Response	6	8	10	12	Total	
Never	93.9	83.0	75.3	68.8	81.1	
Once or Twice	4.7	11.4	13.9	13.2	10.5	
Once in a while but not regularly	0.8	2.9	5.4	7.6	3.9	
Regularly in the past	0.4	1.7	3.2	4.9	2.4	
Regularly now	0.1	0.9	2.2	5.6	2.0	
N of Valid	906	865	758	720	3249	
N of Miss	94	61	129	61	345	

Table 135: How frequently have you smoked cigarettes during the past 30 days?


Response	6	8	10	12	Total	
Not at all	98.5	96.5	92.7	87.6	94.2	
Less than one cigarette per day	1.4	2.1	4.9	5.7	3.4	
One to five cigarettes per day	0.0	0.5	1.1	4.7	1.4	
About one-half pack per day	0.0	0.3	0.5	1.1	0.5	
About one pack per day	0.1	0.2	0.4	0.3	0.2	
About one and one-half packs per day	0.0	0.2	0.0	0.4	0.2	
Two packs or more per day	0.0	0.1	0.4	0.1	0.2	
N of Valid	909	865	758	718	3250	
N of Miss	91	61	129	63	344	

Table 136: Which statement best describes rules about smoking inside your home or your family cars?


Response	6	8	10	12	Total	
Smoking is not allowed anywhere inside your home or cars	63.9	62.0	63.6	63.2	63.2	
Smoking is allowed in some places and at some times or in some cars	11.0	12.2	9.9	16.2	12.2	
Smoking is allowed anywhere inside the home or cars	2.9	4.2	6.1	4.5	4.3	
There are no rules about smoking inside the home or cars	2.8	4.3	5.5	4.5	4.2	
I don't know	19.5	17.4	14.8	11.7	16.1	
N of Valid	909	864	748	717	3238	
N of Miss	91	62	139	64	356	

Table 137: Have you ever used e-cigarettes, e-cigars, or e-hookahs (vaping)?


Response	6	8	10	12	Total	
Never	93.5	77.0	61.0	55.9	73.2	
Once or Twice	4.7	10.2	12.0	12.2	9.5	
Once in a while but not regularly	1.0	6.7	12.2	12.8	7.7	
Regularly in the past	0.3	3.3	4.5	5.1	3.2	
Regularly now	0.4	2.8	10.2	13.9	6.3	
N of Valid	907	854	752	719	3232	
N of Miss	93	72	135	62	362	

Table 138: How frequently have you used e-cigarettes, e-cigars, or e-hookahs (vaping)?


Response	6	8	10	12	Total	
Not at all	97.3	88.7	74.4	67.5	83.1	
Less than 10 puffs per day	1.7	7.6	13.1	15.6	9.0	
10 to 50 puffs per day	0.4	1.6	6.4	9.3	4.1	
About one-half cartomiser per day	0.1	0.7	1.9	3.7	1.5	
About one cartomiser per day	0.1	0.1	2.0	2.3	1.0	
About one and one-half cartomisers per day	0.2	0.6	0.3	0.7	0.4	
Two cartomisers or more per day	0.1	0.7	1.9	1.0	0.9	
N of Valid	892	857	738	711	3198	
N of Miss	108	69	149	70	396	

Table 139: During this school year, were you taught in any of your classes about the dangers of tobacco use?

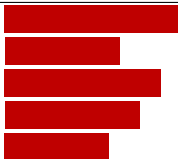
Response	6	8	10	12	Total	
Never	23.9	21.7	24.2	36.0	26.1	
Rarely	12.3	18.5	14.9	20.6	16.4	
Sometimes	22.3	22.5	27.2	21.3	23.2	
Often	21.7	21.0	20.6	14.6	19.7	
Almost always	19.8	16.4	13.1	7.6	14.6	
N of Valid	903	868	743	714	3228	
N of Miss	97	58	144	67	366	

Table 140: During the past 12 months, have you participated in any community activities to discourage people your age from using cigarettes, chewing tobacco, snuff, dip or cigars, e-cigarettes, e-cigars, or e-hookahs?


Response	6	8	10	12	Total	
Never	58.6	66.9	64.2	69.3	64.5	
Rarely	13.4	14.8	14.4	13.4	14.0	
Sometimes	12.6	9.9	11.0	7.7	10.4	
Often	7.3	5.4	5.5	6.6	6.2	
Almost always	8.1	3.0	4.8	3.1	4.9	
N of Valid	894	859	743	716	3212	
N of Miss	106	67	144	65	382	

Table 141: Think back over the last two weeks. How many times have you had five or more alcoholic drinks in a row?







Response	6	8	10	12	Total	
None	98.1	93.9	85.8	81.8	90.5	
Once	0.9	2.3	5.8	8.2	4.0	
Twice	0.4	2.3	4.2	4.8	2.8	
3-5 times	0.1	0.4	2.4	2.1	1.2	
6-9 times	0.1	0.2	0.7	1.7	0.6	
10 or more times	0.3	0.8	1.1	1.4	0.9	
N of Valid	899	856	739	707	3201	
N of Miss	101	70	148	74	393	

Table 142: During the past 30 days, how many times did you ride in a car or other vehicle driven by someone who had been drinking alcohol or using drugs to get high?






Response	6	8	10	12	Total	
0 times	90.1	84.5	84.0	80.4	85.0	
1 time	4.4	6.0	6.1	6.8	5.7	
2 or 3 times	2.1	5.4	6.1	7.8	5.2	
4 or 5 times	0.7	1.1	0.8	1.8	1.1	
6 or more times	2.7	3.2	3.0	3.2	3.0	
N of Valid	893	857	739	708	3197	
N of Miss	107	69	148	73	397	

Table 143: During the past 30 days, how many times did you drive a car or other vehicle when you had been drinking alcohol or using drugs to get high?







Response	6	8	10	12	Total	
I did not drive a car in the past 30 days	51.3	52.1	43.6	23.8	43.6	
0 times	47.4	44.2	53.1	68.1	52.5	
1 time	0.6	2.4	1.5	3.1	1.9	
2 or 3 times	0.2	0.6	1.0	2.1	0.9	
4 or 5 times	0.1	0.0	0.4	0.6	0.3	
6 or more times	0.3	0.7	0.4	2.3	0.9	
N of Valid	879	858	731	709	3177	
N of Miss	121	68	156	72	417	

Table 144: If you drank alcohol (not just a sip or taste) in the past year, where did you usually drink it?

Response	6	8	10	12	Total	
I did not drink alcohol in the past year	94.7	83.6	65.2	53.9	75.9	
At my home	2.5	7.1	12.1	13.4	8.4	
At someone else's home	1.4	6.8	17.6	27.4	12.4	
At an open area like a park, beach, field, back road, woods, or a street corner	0.3	1.2	2.8	2.6	1.6	
At a sporting event or concert	0.0	0.2	0.4	0.6	0.3	
At a restaurant, bar, or a nightclub	0.3	0.6	0.6	0.3	0.4	
At an empty building or a construction site	0.0	0.0	0.0	0.0	0.0	
At a hotel/motel	0.3	0.1	0.3	1.1	0.4	
An a car	0.2	0.1	0.7	0.6	0.4	
At school	0.1	0.2	0.4	0.1	0.2	
N of Valid	875	843	726	696	3140	
N of Miss	125	83	161	85	454	

Table 145: How do you feel about someone your age having one or two drinks of an alcoholic beverage nearly every day?

Response	6	8	10	12	Total	
Neither approve nor disapprove	22.1	24.0	31.8	35.4	27.8	
Somewhat disapprove	7.0	13.4	20.2	19.0	14.4	
Strongly disapprove	53.6	45.2	32.7	34.6	42.3	
Don't know or can't say	17.3	17.4	15.3	11.0	15.5	
N of Valid	891	858	739	706	3194	
N of Miss	109	68	148	75	400	

Table 146: On how many occasions have you had alcoholic beverages (beer, wine or hard liquor) to drink in your lifetime - more than just a few sips?

Response	6	8	10	12	Total	
0	93.7	77.6	57.4	50.1	71.4	
1-2	3.8	12.4	16.1	12.3	10.8	
3-5	1.6	4.7	10.8	10.6	6.5	
6-9	0.3	1.5	5.4	5.4	2.9	
10+	0.6	3.8	10.4	21.6	8.3	
N of Valid	893	853	734	707	3187	
N of Miss	107	73	153	74	407	

Table 147: On how many occasions have you drunk one of more drinks of an alcoholic beverage during the past 30 days?






Response	6	8	10	12	Total	
0	98.8	93.3	81.5	73.8	87.8	
1-2	1.2	4.1	12.4	16.0	7.8	
3-5	0.0	1.4	3.4	5.8	2.5	
6-9	0.0	0.6	1.0	1.3	0.7	
10+	0.0	0.6	1.8	3.1	1.3	
N of Valid	890	853	728	705	3176	
N of Miss	110	73	159	76	418	

Table 148: On how many occasions have you used marijuana (grass, pot) or hashish (hash, hash oil) in your lifetime?






Response	6	8	10	12	Total	
0	98.1	89.8	79.4	69.6	85.3	
1-2	1.2	4.4	7.4	9.1	5.2	
3-5	0.2	1.8	2.3	4.8	2.1	
6-9	0.3	0.8	1.8	2.4	1.3	
10+	0.1	3.2	9.1	14.1	6.1	
N of Valid	889	846	729	703	3167	
N of Miss	111	80	158	78	427	

Table 149: On how many occasions have you used marijuana (grass, pot) or hashish (hash, hash oil) during the past 30 days?






Response	6	8	10	12	Total	
0	99.3	95.2	91.0	87.2	93.6	
1-2	0.2	2.4	4.0	4.4	2.6	
3-5	0.1	1.1	1.2	0.9	0.8	
6-9	0.1	0.5	1.1	1.6	0.8	
10+	0.2	0.9	2.6	5.9	2.2	
N of Valid	888	847	723	698	3156	
N of Miss	112	79	164	83	438	

Table 150: On how many occasions have you used LSD or other psychedelics in your lifetime?


Response	6	8	10	12	Total	
0	99.8	99.4	98.8	97.3	98.9	
1-2	0.0	0.6	1.0	1.4	0.7	
3-5	0.0	0.0	0.1	0.4	0.1	
6-9	0.0	0.0	0.0	0.3	0.1	
10+	0.2	0.0	0.1	0.6	0.2	
N of Valid	886	848	723	705	3162	
N of Miss	114	78	164	76	432	

Table 151: On how many occasions have you used LSD or other psychedelics during the past 30 days?


Response	6	8	10	12	Total	
0	99.9	99.6	99.7	99.4	99.7	
1-2	0.0	0.2	0.1	0.6	0.2	
3-5	0.0	0.0	0.1	0.0	0.0	
6-9	0.0	0.0	0.0	0.0	0.0	
10+	0.1	0.1	0.0	0.0	0.1	
N of Valid	882	850	722	707	3161	
N of Miss	118	76	165	74	433	

Table 152: On how many occasions have you used cocaine or crack in your lifetime?


Response	6	8	10	12	Total	
0	99.9	99.3	99.0	97.5	99.0	
1-2	0.1	0.6	0.8	1.8	0.8	
3-5	0.0	0.0	0.1	0.3	0.1	
6-9	0.0	0.0	0.0	0.1	0.0	
10+	0.0	0.1	0.0	0.3	0.1	
N of Valid	884	852	722	706	3164	
N of Miss	116	74	165	75	430	

Table 153: On how many occasions have you used cocaine or crack during the past 30 days?


Response	6	8	10	12	Total	
0	99.9	99.6	99.7	99.4	99.7	
1-2	0.1	0.2	0.1	0.6	0.3	
3-5	0.0	0.0	0.1	0.0	0.0	
6-9	0.0	0.0	0.0	0.0	0.0	
10+	0.0	0.1	0.0	0.0	0.0	
N of Valid	884	850	723	708	3165	
N of Miss	116	76	164	73	429	

Table 154: On how many occasions have you sniffed glue, breathed the contents of an aerosol spray can, or inhaled other gases or sprays, in order to get high in your lifetime?


Response	6	8	10	12	Total	
0	96.7	94.1	94.3	96.3	95.4	
1-2	1.8	4.1	2.9	2.4	2.8	
3-5	0.7	0.5	1.5	0.8	0.9	
6-9	0.2	0.1	0.3	0.1	0.2	
10+	0.6	1.2	1.0	0.3	0.8	
N of Valid	892	851	720	708	3171	
N of Miss	108	75	167	73	423	

Table 155: On how many occasions have you sniffed glue, breathed the contents of an aerosol spray can, or inhaled other gases or sprays, in order to get high during the past 30 days?


Response	6	8	10	12	Total	
0	98.0	97.8	98.1	99.0	98.2	
1-2	1.6	1.4	1.0	0.4	1.1	
3-5	0.2	0.0	0.8	0.4	0.3	
6-9	0.0	0.1	0.0	0.1	0.1	
10+	0.2	0.7	0.1	0.0	0.3	
N of Valid	880	848	720	706	3154	
N of Miss	120	78	167	75	440	

Table 156: On how many occasions have you used Pegaramide (peg, Peggy, etc.) in your lifetime?


Response	6	8	10	12	Total	
0	100.0	100.0	100.0	100.0	100.0	
1-2	0.0	0.0	0.0	0.0	0.0	
3-5	0.0	0.0	0.0	0.0	0.0	
6-9	0.0	0.0	0.0	0.0	0.0	
10+	0.0	0.0	0.0	0.0	0.0	
N of Valid	880	846	720	706	3152	
N of Miss	120	80	167	75	442	

Table 157: On how many occasions have you used Pegaramide (peg, Peggy, etc.) during the past 30 days?


Response	6	8	10	12	Total	
0	100.0	100.0	100.0	100.0	100.0	
1-2	0.0	0.0	0.0	0.0	0.0	
3-5	0.0	0.0	0.0	0.0	0.0	
6-9	0.0	0.0	0.0	0.0	0.0	
10+	0.0	0.0	0.0	0.0	0.0	
N of Valid	878	843	719	708	3148	
N of Miss	122	83	168	73	446	

Table 158: On how many occasions have you used synthetic marijuana (K2, spice) in your lifetime?






Response	6	8	10	12	Total	
0	99.8	98.6	99.0	98.3	99.0	
1-2	0.0	1.2	0.7	1.0	0.7	
3-5	0.0	0.1	0.0	0.1	0.1	
6-9	0.1	0.0	0.0	0.1	0.1	
10+	0.1	0.1	0.3	0.4	0.2	
N of Valid	880	851	718	708	3157	
N of Miss	120	75	169	73	437	

Table 159: On how many occasions have you used synthetic marijuana (K2, spice) during the past 30 days?


Response	6	8	10	12	Total	
0	99.9	99.6	99.7	99.4	99.7	
1-2	0.1	0.4	0.0	0.1	0.2	
3-5	0.0	0.0	0.0	0.1	0.0	
6-9	0.0	0.0	0.0	0.0	0.0	
10+	0.0	0.0	0.3	0.3	0.1	
N of Valid	880	850	719	707	3156	
N of Miss	120	76	168	74	438	

Table 160: On how many occasions have you used methamphetamines (meth, speed, crank, crystal meth) in your lifetime?


Response	6	8	10	12	Total	
0	99.7	99.8	99.9	99.3	99.7	
1-2	0.3	0.2	0.0	0.6	0.3	
3-5	0.0	0.0	0.0	0.0	0.0	
6-9	0.0	0.0	0.0	0.0	0.0	
10+	0.0	0.0	0.1	0.1	0.1	
N of Valid	882	849	719	706	3156	
N of Miss	118	77	168	75	438	

Table 161: On how many occasions have you used methamphetamines (meth, speed, crank, crystal meth) in the past 30 days?


Response	6	8	10	12	Total	
0	99.9	99.9	100.0	99.9	99.9	
1-2	0.1	0.1	0.0	0.1	0.1	
3-5	0.0	0.0	0.0	0.0	0.0	
6-9	0.0	0.0	0.0	0.0	0.0	
10+	0.0	0.0	0.0	0.0	0.0	
N of Valid	880	844	717	706	3147	
N of Miss	120	82	170	75	447	

Table 162: On how many occasions have you used other chemical products (bath salts, plant food, etc.) in your lifetime?






Response	6	8	10	12	Total	
0	98.1	98.6	99.2	99.7	98.8	
1-2	1.0	0.6	0.4	0.1	0.6	
3-5	0.5	0.5	0.0	0.1	0.3	
6-9	0.1	0.0	0.0	0.0	0.0	
10+	0.3	0.4	0.4	0.0	0.3	
N of Valid	881	843	717	706	3147	
N of Miss	119	83	170	75	447	

Table 163: On how many occasions have you used other chemical products (bath salts, plant food, etc.) during the past 30 days?





Response	6	8	10	12	Total	
0	99.3	99.2	99.6	100.0	99.5	
1-2	0.3	0.4	0.1	0.0	0.2	
3-5	0.2	0.4	0.0	0.0	0.2	
6-9	0.0	0.0	0.0	0.0	0.0	
10+	0.1	0.1	0.3	0.0	0.1	
N of Valid	880	844	719	706	3149	
N of Miss	120	82	168	75	445	

Table 164: On how many occasions have you used heroin or other opiates in your lifetime?






Response	6	8	10	12	Total	
0	99.9	99.9	98.9	99.1	99.5	
1-2	0.0	0.1	0.3	0.3	0.2	
3-5	0.0	0.0	0.4	0.0	0.1	
6-9	0.1	0.0	0.1	0.0	0.1	
10+	0.0	0.0	0.3	0.6	0.2	
N of Valid	877	845	721	705	3148	
N of Miss	123	81	166	76	446	

Table 165: On how many occasions have you used heroin or other opiates during the past 30 days?

Response	6	8	10	12	Total	
0	100.0	99.9	99.9	99.9	99.9	
1-2	0.0	0.1	0.1	0.0	0.1	
3-5	0.0	0.0	0.0	0.0	0.0	
6-9	0.0	0.0	0.0	0.0	0.0	
10+	0.0	0.0	0.0	0.1	0.0	
N of Valid	869	826	711	697	3103	
N of Miss	131	100	176	84	491	

Table 166: On how many occasions have you used MDMA ('X', 'E', or ecstasy) in your lifetime?

Response	6	8	10	12	Total	
0	99.9	99.6	99.0	96.5	98.9	
1-2	0.1	0.4	0.8	2.4	0.9	
3-5	0.0	0.0	0.0	0.7	0.2	
6-9	0.0	0.0	0.0	0.4	0.1	
10+	0.0	0.0	0.1	0.0	0.0	
N of Valid	873	845	719	707	3144	
N of Miss	127	81	168	74	450	

Table 167: On how many occasions have you used MDMA ('X', 'E', or ecstasy) during the past 30 days?

Response	6	8	10	12	Total	
0	99.9	99.6	99.7	99.3	99.6	
1-2	0.1	0.4	0.1	0.7	0.3	
3-5	0.0	0.0	0.0	0.0	0.0	
6-9	0.0	0.0	0.0	0.0	0.0	
10+	0.0	0.0	0.1	0.0	0.0	
N of Valid	872	841	710	703	3126	
N of Miss	128	85	177	78	468	

Table 168: On how many occasions have you taken prescription drugs (such as Valium, Xanax, Ritalin, Adderall, OxyContin, Tramadol, or sleeping pills) not prescribed to you in your lifetime?

Response	6	8	10	12	Total	
0	97.2	94.9	90.7	88.7	93.2	
1-2	1.2	1.4	4.2	5.2	2.9	
3-5	0.5	1.3	2.4	2.1	1.5	
6-9	0.0	0.4	0.7	1.4	0.6	
10+	1.1	2.0	2.1	2.6	1.9	
N of Valid	882	849	717	705	3153	
N of Miss	118	77	170	76	441	

Table 169: On how many occasions have you taken prescription drugs (such as Valium, Xanax, Ritalin, Adderall, OxyContin, Tramadol, or sleeping pills) not prescribed to you during the past 30 days?

Response	6	8	10	12	Total	
0	98.5	96.8	96.1	95.6	96.9	
1-2	0.6	1.9	2.1	3.0	1.8	
3-5	0.3	0.7	1.0	0.9	0.7	
6-9	0.0	0.4	0.1	0.3	0.2	
10+	0.6	0.2	0.7	0.3	0.4	
N of Valid	876	846	717	704	3143	
N of Miss	124	80	170	77	451	

Table 170: On how many occasions have you taken non-prescription medicines such as diet pills (for example, Dietac, Dexatrim or Prolamine), stay-awake pills (for example No-Doz, Vivarin, or Wake), or cough or cold medicines (robos, DXM, etc.) to get high in your lifetime?

Response	6	8	10	12	Total	
0	99.3	97.8	96.9	97.2	97.9	
1-2	0.3	1.1	1.0	1.6	1.0	
3-5	0.2	0.1	1.1	0.6	0.5	
6-9	0.0	0.2	0.1	0.1	0.1	
10+	0.1	0.8	0.8	0.6	0.6	
N of Valid	877	849	719	707	3152	
N of Miss	123	77	168	74	442	

Table 171: On how many occasions have you taken non-prescription medicines such as diet pills (for example, Dietac, Dexatrim or Prolamine), stay-awake pills (for example No-Doz, Vivarin, or Wake), or cough or cold medicines (robos, DXM, etc.) to get high during the past 30 days?






Response	6	8	10	12	Total	
0	99.2	99.1	98.9	98.7	99.0	
1-2	0.5	0.5	0.4	0.8	0.5	
3-5	0.2	0.1	0.6	0.1	0.3	
6-9	0.0	0.1	0.0	0.3	0.1	
10+	0.1	0.2	0.1	0.0	0.1	
N of Valid	881	846	717	707	3151	
N of Miss	119	80	170	74	443	

Table 172: On how many occasions have you been drunk or very high from drinking alcoholic beverages during the past 30 days?






Response	6	8	10	12	Total	
0	99.4	96.1	89.0	82.3	92.3	
1-2	0.3	2.5	7.1	11.1	4.9	
3-5	0.0	0.8	1.5	3.8	1.4	
6-9	0.2	0.1	1.4	1.1	0.7	
10+	0.0	0.5	1.0	1.6	0.7	
N of Valid	878	844	716	702	3140	
N of Miss	122	82	171	79	454	

Table 173: On how many occasions have you drunk flavored alcoholic beverages, sometimes called 'alcopops' (like Mike's Hard Lemonade, Smirnoff Ice, Bacardi Breezers, etc.) in your lifetime?






Response	6	8	10	12	Total	
0	98.0	89.0	74.8	66.2	83.2	
1-2	1.2	6.9	9.5	7.4	6.0	
3-5	0.2	2.2	6.7	7.9	4.0	
6-9	0.2	0.5	2.9	5.1	2.0	
10+	0.3	1.4	6.0	13.4	4.9	
N of Valid	880	851	715	707	3153	
N of Miss	120	75	172	74	441	

Table 174: On how many occasions have you drunk flavored alcoholic beverages, sometimes called 'alcopops' (like Mike's Hard Lemonade, Smirnoff Ice, Bacardi Breezers, etc.) during the past 30 days?






Response	6	8	10	12	Total	
0	99.2	95.9	88.8	82.3	92.1	
1-2	0.5	3.1	7.1	11.2	5.1	
3-5	0.1	0.2	1.7	3.3	1.2	
6-9	0.0	0.2	0.8	1.8	0.7	
10+	0.2	0.6	1.5	1.4	0.9	
N of Valid	877	846	716	706	3145	
N of Miss	123	80	171	75	449	

Table 175: If you smoked cigarettes (not just a puff or drag) in the past year, how did you usually get them?












Response	6	8	10	12	Total	
I did not smoke cigarettes in the past year	96.6	90.2	85.4	79.5	88.5	
I bought them myself with a fake ID	0.1	0.0	0.3	0.1	0.1	
I bought them myself without a fake ID	0.1	0.4	0.4	4.6	1.3	
I got them from someone I know age 18 or older	0.7	2.1	6.3	8.1	4.0	
I got them from someone I know under age 18	0.1	1.2	2.1	1.6	1.2	
I got them from my brother or sister	0.1	0.7	0.4	0.1	0.4	
I got them from home with my parents' permission	0.0	0.1	0.6	0.1	0.2	
I got them from home without my parents' permission	0.1	1.2	1.1	0.1	0.6	
I got them from another relative	0.5	1.1	0.7	0.7	0.7	
A stranger bought them for me	0.1	0.2	0.1	0.6	0.3	
I took them from a store or shop	0.0	0.0	0.0	0.0	0.0	
Other	1.5	2.7	2.4	4.4	2.7	
N of Valid	860	840	698	702	3100	
N of Miss	140	86	189	79	494	

Table 176: If you used e-cigarettes, e-cigars, or e-hookahs (not just a puff or drag) in the past year, how did you usually get them? - I did not use e-cigarettes, e-cigars, or e-hookahs in the past year



Response	6	8	10	12	Total	
No	3.7	12.4	27.0	34.8	18.4	
Yes	96.3	87.6	73.0	65.2	81.6	
N of Valid	848	832	696	699	3075	
N of Miss	0	0	0	0	0	

Table 177: If you used e-cigarettes, e-cigars, or e-hookahs (not just a puff or drag) in the past year, how did you usually get them? - I bought them in a store such as a convenience store, supermarket, discount store, or gas station



Response	6	8	10	12	Total	
No	99.9	99.6	98.0	92.1	97.6	
Yes	0.1	0.4	2.0	7.9	2.4	
N of Valid	848	832	696	699	3075	
N of Miss	0	0	0	0	0	

Table 178: If you used e-cigarettes, e-cigars, or e-hookahs (not just a puff or drag) in the past year, how did you usually get them? - I got them on the Internet



Response	6	8	10	12	Total	
No	99.8	98.9	98.3	98.3	98.9	
Yes	0.2	1.1	1.7	1.7	1.1	
N of Valid	848	832	696	699	3075	
N of Miss	0	0	0	0	0	

Table 179: If you used e-cigarettes, e-cigars, or e-hookahs (not just a puff or drag) in the past year, how did you usually get them? - I got them at a store that sells electronic cigarettes, such as a "vape shop"



Response	6	8	10	12	Total	
No	99.9	98.9	99.0	95.4	98.4	
Yes	0.1	1.1	1.0	4.6	1.6	
N of Valid	848	832	696	699	3075	
N of Miss	0	0	0	0	0	

Table 180: If you used e-cigarettes, e-cigars, or e-hookahs (not just a puff or drag) in the past year, how did you usually get them? - I got them from a family member



Response	6	8	10	12	Total	
No	98.7	95.7	96.0	97.6	97.0	
Yes	1.3	4.3	4.0	2.4	3.0	
N of Valid	848	832	696	699	3075	
N of Miss	0	0	0	0	0	

Table 181: If you used e-cigarettes, e-cigars, or e-hookahs (not just a puff or drag) in the past year, how did you usually get them? - I got them from a friend



Response	6	8	10	12	Total	
No	99.1	91.5	81.8	80.7	88.9	
Yes	0.9	8.5	18.2	19.3	11.1	
N of Valid	848	832	696	699	3075	
N of Miss	0	0	0	0	0	

Table 182: If you used e-cigarettes, e-cigars, or e-hookahs (not just a puff or drag) in the past year, how did you usually get them? - A stranger got them for me



Response	6	8	10	12	Total	
No	99.8	99.6	99.7	99.4	99.6	
Yes	0.2	0.4	0.3	0.6	0.4	
N of Valid	848	832	696	699	3075	
N of Miss	0	0	0	0	0	

Table 183: If you used e-cigarettes, e-cigars, or e-hookahs (not just a puff or drag) in the past year, how did you usually get them? - I took them from a store or shop



Response	6	8	10	12	Total	
No	100.0	99.8	99.4	99.7	99.7	
Yes	0.0	0.2	0.6	0.3	0.3	
N of Valid	848	832	696	699	3075	
N of Miss	0	0	0	0	0	

Table 184: If you used e-cigarettes, e-cigars, or e-hookahs (not just a puff or drag) in the past year, how did you usually get them? - I got them some other way



Response	6	8	10	12	Total	
No	99.1	98.9	94.8	98.1	97.9	
Yes	0.9	1.1	5.2	1.9	2.1	
N of Valid	848	832	696	699	3075	
N of Miss	0	0	0	0	0	

Table 185: If you used marijuana (grass, pot) (not just a puff or drag) in the past year, how did you usually get it? - I did not use marijuana (grass, pot) in the past year



Response	6	8	10	12	Total	
No	1.5	8.9	17.8	26.2	12.8	
Yes	98.5	91.1	82.2	73.8	87.2	
N of Valid	844	831	696	698	3069	
N of Miss	0	0	0	0	0	

Table 186: If you used marijuana (grass, pot) (not just a puff or drag) in the past year, how did you usually get it? - I bought it myself



Response	6	8	10	12	Total	
No	99.9	98.1	94.3	88.3	95.5	
Yes	0.1	1.9	5.7	11.7	4.5	
N of Valid	844	831	696	698	3069	
N of Miss	0	0	0	0	0	

Table 187: If you used marijuana (grass, pot) (not just a puff or drag) in the past year, how did you usually get it? - I got it from someone at school



Response	6	8	10	12	Total	
No	99.6	99.3	96.8	96.6	98.2	
Yes	0.4	0.7	3.2	3.4	1.8	
N of Valid	844	831	696	698	3069	
N of Miss	0	0	0	0	0	

Table 188: If you used marijuana (grass, pot) (not just a puff or drag) in the past year, how did you usually get it? - I got it from someone with a medical marijuana card



Response	6	8	10	12	Total	
No	99.8	99.6	99.3	99.3	99.5	
Yes	0.2	0.4	0.7	0.7	0.5	
N of Valid	844	831	696	698	3069	
N of Miss	0	0	0	0	0	

Table 189: If you used marijuana (grass, pot) (not just a puff or drag) in the past year, how did you usually get it? - I got it from my brother or sister



Response	6	8	10	12	Total	
No	99.9	98.3	98.0	98.6	98.7	
Yes	0.1	1.7	2.0	1.4	1.3	
N of Valid	844	831	696	698	3069	
N of Miss	0	0	0	0	0	

Table 190: If you used marijuana (grass, pot) (not just a puff or drag) in the past year, how did you usually get it? - I got it from another relative



Response	6	8	10	12	Total	
No	99.5	98.3	97.4	98.3	98.4	
Yes	0.5	1.7	2.6	1.7	1.6	
N of Valid	844	831	696	698	3069	
N of Miss	0	0	0	0	0	

Table 191: If you used marijuana (grass, pot) (not just a puff or drag) in the past year, how did you usually get it? - Other



Response	6	8	10	12	Total	
No	98.5	95.9	91.7	88.4	93.9	
Yes	1.5	4.1	8.3	11.6	6.1	
N of Valid	844	831	696	698	3069	
N of Miss	0	0	0	0	0	

Table 192: If you drank alcohol (not just a sip or taste) in the past year, how did you usually get it?

Response	6	8	10	12	Total	
I did not drink alcohol in the past year	95.4	85.1	68.0	57.6	77.9	
I bought it myself with a fake ID	0.1	0.0	0.0	0.4	0.1	
I bought it myself without a fake ID	0.0	0.1	0.4	0.3	0.2	
I got it from someone I know age 21 or older	0.6	3.0	10.8	19.5	7.8	
I got it from someone I know under age 21	0.2	1.6	4.5	5.5	2.7	
I got it from my brother or sister	0.1	1.0	0.6	0.9	0.6	
I got it from home with my parents' permission	1.6	2.2	5.5	6.1	3.6	
I got it from home without my parents' permission	0.1	2.5	2.2	1.0	1.4	
I got it from another relative	0.0	1.6	2.3	2.4	1.5	
A stranger bought it for me	0.0	0.0	0.3	0.9	0.3	
I took it from a store or shop	0.0	0.0	0.0	0.0	0.0	
Other	1.8	3.0	5.5	5.5	3.8	
N of Valid	850	832	694	694	3070	
N of Miss	150	94	193	87	524	

Table 193: If you used prescription drugs or over the counter drugs without a doctor telling you to use it or for the purpose of getting high, where did you get these drugs? - Did not use

Response	6	8	10	12	Total	
No	1.2	2.8	5.3	7.3	4.0	
Yes	98.8	97.2	94.7	92.7	96.0	
N of Valid	840	833	692	697	3062	
N of Miss	0	0	0	0	0	

Table 194: If you used prescription drugs or over the counter drugs without a doctor telling you to use it or for the purpose of getting high, where did you get these drugs? -  
Bought or took from store or shop



Response	6	8	10	12	Total	
No	99.5	99.8	98.8	98.9	99.3	
Yes	0.5	0.2	1.2	1.1	0.7	
N of Valid	840	833	692	697	3062	
N of Miss	0	0	0	0	0	

Table 195: If you used prescription drugs or over the counter drugs without a doctor telling you to use it or for the purpose of getting high, where did you get these drugs? -  
Got from parents with permission



Response	6	8	10	12	Total	
No	99.3	99.3	98.8	99.0	99.1	
Yes	0.7	0.7	1.2	1.0	0.9	
N of Valid	840	833	692	697	3062	
N of Miss	0	0	0	0	0	

Table 196: If you used prescription drugs or over the counter drugs without a doctor telling you to use it or for the purpose of getting high, where did you get these drugs? -  
Got from home without permission



Response	6	8	10	12	Total	
No	99.8	99.4	98.0	99.1	99.1	
Yes	0.2	0.6	2.0	0.9	0.9	
N of Valid	840	833	692	697	3062	
N of Miss	0	0	0	0	0	

Table 197: If you used prescription drugs or over the counter drugs without a doctor telling you to use it or for the purpose of getting high, where did you get these drugs? -  
Got from relative with permission



Response	6	8	10	12	Total	
No	99.5	99.5	99.4	99.1	99.4	
Yes	0.5	0.5	0.6	0.9	0.6	
N of Valid	840	833	692	697	3062	
N of Miss	0	0	0	0	0	

Table 198: If you used prescription drugs or over the counter drugs without a doctor telling you to use it or for the purpose of getting high, where did you get these drugs? -  
Got from relative without permission



Response	6	8	10	12	Total	
No	99.8	99.5	99.3	99.9	99.6	
Yes	0.2	0.5	0.7	0.1	0.4	
N of Valid	840	833	692	697	3062	
N of Miss	0	0	0	0	0	

Table 199: If you used prescription drugs or over the counter drugs without a doctor telling you to use it or for the purpose of getting high, where did you get these drugs? -  
Got from friend's home with permission



Response	6	8	10	12	Total	
No	99.8	99.8	99.1	99.1	99.5	
Yes	0.2	0.2	0.9	0.9	0.5	
N of Valid	840	833	692	697	3062	
N of Miss	0	0	0	0	0	

Table 200: If you used prescription drugs or over the counter drugs without a doctor telling you to use it or for the purpose of getting high, where did you get these drugs? -  
Got from friend's home without permission



Response	6	8	10	12	Total	
No	99.9	100.0	99.7	99.7	99.8	
Yes	0.1	0.0	0.3	0.3	0.2	
N of Valid	840	833	692	697	3062	
N of Miss	0	0	0	0	0	

Table 201: If you used prescription drugs or over the counter drugs without a doctor telling you to use it or for the purpose of getting high, where did you get these drugs? -  
Got from friend at school



Response	6	8	10	12	Total	
No	100.0	99.8	99.1	99.3	99.6	
Yes	0.0	0.2	0.9	0.7	0.4	
N of Valid	840	833	692	697	3062	
N of Miss	0	0	0	0	0	

Table 202: If you used prescription drugs or over the counter drugs without a doctor telling you to use it or for the purpose of getting high, where did you get these drugs? -  
Got from friend at party



Response	6	8	10	12	Total	
No	99.8	99.6	99.3	99.4	99.5	
Yes	0.2	0.4	0.7	0.6	0.5	
N of Valid	840	833	692	697	3062	
N of Miss	0	0	0	0	0	

Table 203: If you used prescription drugs or over the counter drugs without a doctor telling you to use it or for the purpose of getting high, where did you get these drugs? -  
Got from friend, elsewhere



Response	6	8	10	12	Total	
No	100.0	99.2	99.4	98.0	99.2	
Yes	0.0	0.8	0.6	2.0	0.8	
N of Valid	840	833	692	697	3062	
N of Miss	0	0	0	0	0	

Table 204: If you used prescription drugs or over the counter drugs without a doctor telling you to use it or for the purpose of getting high, where did you get these drugs? -  
Got from internet sale



Response	6	8	10	12	Total	
No	99.8	99.8	99.7	99.6	99.7	
Yes	0.2	0.2	0.3	0.4	0.3	
N of Valid	840	833	692	697	3062	
N of Miss	0	0	0	0	0	

Table 205: During the last month, about how many marijuana cigarettes, or the equivalent, did you smoke a day, on the average?


Response	6	8	10	12	Total	
None	98.5	94.8	89.9	86.1	92.8	
Less than 1 a day	0.5	2.7	4.8	5.2	3.1	
1 a day	0.5	0.8	1.4	1.4	1.0	
2-3 a day	0.1	0.7	2.0	3.6	1.5	
4-6 a day	0.2	0.4	1.3	2.0	0.9	
7-10 a day	0.1	0.1	0.0	0.3	0.1	
11 or more a day	0.1	0.5	0.6	1.3	0.6	
N of Valid	862	830	692	691	3075	
N of Miss	138	96	195	90	519	

Table 206: How wrong do your friends feel it would be for YOU to: have one or two drinks of an alcoholic beverage nearly every day?


Response	6	8	10	12	Total	
Very wrong	85.0	60.8	45.3	44.8	60.5	
Wrong	8.5	21.5	25.2	23.1	19.1	
A little bit wrong	4.4	12.0	17.9	15.0	11.9	
Not at all wrong	2.1	5.7	11.6	17.0	8.6	
N of Valid	867	841	691	698	3097	
N of Miss	133	85	196	83	497	

Table 207: How wrong do your friends feel it would be for YOU to: smoke tobacco?


Response	6	8	10	12	Total	
Very wrong	86.9	64.4	52.9	50.5	65.0	
Wrong	8.3	19.6	25.1	18.7	17.5	
A little bit wrong	3.4	10.6	13.7	12.8	9.8	
Not at all wrong	1.4	5.4	8.2	18.1	7.8	
N of Valid	863	832	692	697	3084	
N of Miss	137	94	195	84	510	

Table 208: How wrong do your friends feel it would be for YOU to: smoke marijuana?





Response	6	8	10	12	Total	
Very wrong	90.6	63.9	48.2	44.7	63.5	
Wrong	4.9	15.0	18.7	15.7	13.2	
A little bit wrong	2.1	12.4	15.9	13.7	10.6	
Not at all wrong	2.4	8.7	17.2	25.9	12.7	
N of Valid	858	831	691	695	3075	
N of Miss	142	95	196	86	519	

Table 209: How wrong do your friends feel it would be for YOU to: use prescription drugs not prescribed to you?





Response	6	8	10	12	Total	
Very wrong	89.4	75.8	71.9	70.8	77.6	
Wrong	6.8	14.4	17.7	17.7	13.8	
A little bit wrong	2.2	5.9	6.1	6.6	5.1	
Not at all wrong	1.6	3.8	4.3	4.9	3.6	
N of Valid	855	832	691	696	3074	
N of Miss	145	94	196	85	520	

Table 210: How wrong would most adults (over 21) in your neighborhood think it is for kids your age: to use marijuana?





Response	6	8	10	12	Total	
Very wrong	90.7	77.0	68.7	60.5	75.3	
Wrong	5.9	12.2	15.6	18.8	12.7	
A little bit wrong	1.6	5.7	9.6	9.8	6.4	
Not at all wrong	1.7	5.0	6.1	11.0	5.7	
N of Valid	863	836	687	693	3079	
N of Miss	137	90	200	88	515	

Table 211: How wrong would most adults (over 21) in your neighborhood think it is for kids your age: to drink alcohol?





Response	6	8	10	12	Total	
Very wrong	85.5	73.0	61.3	50.1	68.7	
Wrong	8.6	15.2	21.1	21.2	16.0	
A little bit wrong	3.8	6.9	10.7	18.3	9.5	
Not at all wrong	2.1	4.9	7.0	10.4	5.8	
N of Valid	860	823	684	694	3061	
N of Miss	140	103	203	87	533	

Table 212: How wrong would most adults (over 21) in your neighborhood think it is for kids your age: to smoke cigarettes?





Response	6	8	10	12	Total	
Very wrong	87.9	76.1	70.2	56.9	73.8	
Wrong	7.1	13.5	18.2	19.9	14.2	
A little bit wrong	3.3	4.8	6.6	13.4	6.7	
Not at all wrong	1.7	5.6	5.0	9.7	5.3	
N of Valid	859	821	681	692	3053	
N of Miss	141	105	206	89	541	

Table 213: How much do each of the following statements describe your neighborhood? crime and/or drug selling





Response	6	8	10	12	Total	
NO!	82.8	71.2	69.1	63.7	72.3	
no	8.5	15.8	18.2	20.7	15.4	
yes	5.4	8.2	9.2	9.9	8.0	
YES!	3.3	4.8	3.5	5.6	4.3	
N of Valid	857	831	683	695	3066	
N of Miss	143	95	204	86	528	

Table 214: How much do each of the following statements describe your neighborhood? fights





Response	6	8	10	12	Total	
NO!	74.5	64.7	66.9	66.2	68.3	
no	12.3	19.9	22.6	21.6	18.8	
yes	8.7	10.4	7.4	8.2	8.8	
YES!	4.5	4.9	3.1	4.0	4.2	
N of Valid	848	833	680	695	3056	
N of Miss	152	93	207	86	538	

Table 215: How much do each of the following statements describe your neighborhood? lots of empty or abandoned buildings





Response	6	8	10	12	Total	
NO!	77.3	69.0	67.2	66.8	70.4	
no	13.7	19.4	23.3	20.5	18.9	
yes	5.8	8.3	7.5	7.6	7.3	
YES!	3.2	3.4	2.1	5.1	3.4	
N of Valid	852	832	682	693	3059	
N of Miss	148	94	205	88	535	

Table 216: How much do each of the following statements describe your neighborhood? lots of graffiti





Response	6	8	10	12	Total	
NO!	86.1	77.0	76.8	76.2	79.3	
no	10.1	17.7	21.1	20.2	16.9	
yes	1.7	3.8	1.0	1.9	2.1	
YES!	2.2	1.6	1.0	1.7	1.6	
N of Valid	835	821	681	694	3031	
N of Miss	165	105	206	87	563	

Table 217: I feel safe in my neighborhood.

Response	6	8	10	12	Total	
NO!	9.2	5.6	5.9	6.2	6.8	
no	8.3	7.4	7.5	8.5	7.9	
yes	31.8	37.7	38.8	36.2	36.0	
YES!	50.6	49.3	47.9	49.1	49.3	
N of Valid	851	822	683	694	3050	
N of Miss	149	104	204	87	544	

Table 218: If a kid smoked marijuana in your neighborhood would he or she be caught by the police?

Response	6	8	10	12	Total	
NO!	15.5	23.7	22.8	31.8	23.1	
no	19.7	34.8	45.6	44.1	35.1	
yes	24.6	22.7	21.2	16.9	21.6	
YES!	40.1	18.8	10.4	7.1	20.3	
N of Valid	857	834	684	691	3066	
N of Miss	143	92	203	90	528	

Table 219: If a kid drank some beer, wine or hard liquor (for example, vodka, whiskey, or gin) in your neighborhood would he or she be caught by the police?

Response	6	8	10	12	Total	
NO!	16.5	25.2	28.4	36.8	26.1	
no	24.1	40.1	48.3	47.6	39.2	
yes	26.3	20.2	16.0	10.8	18.9	
YES!	33.1	14.5	7.3	4.8	15.9	
N of Valid	855	830	683	693	3061	
N of Miss	145	96	204	88	533	

Table 220: If a kid carried a handgun in your neighborhood would he or she be caught by the police?





Response	6	8	10	12	Total	
NO!	15.0	21.4	20.4	28.5	21.0	
no	18.8	28.4	34.4	34.3	28.4	
yes	21.7	24.9	27.5	20.9	23.7	
YES!	44.5	25.4	17.8	16.3	27.0	
N of Valid	856	828	681	688	3053	
N of Miss	144	98	206	93	541	

Table 221: If you wanted to get some cigarettes, how easy would it be for you to get some?





Response	6	8	10	12	Total	
Very hard	80.7	55.9	39.3	24.7	52.0	
Sort of hard	9.0	18.4	16.9	13.0	14.2	
Sort of easy	4.7	13.7	21.9	18.6	14.1	
Very easy	5.7	12.1	21.9	43.7	19.7	
N of Valid	848	827	680	693	3048	
N of Miss	152	99	207	88	546	

Table 222: If you wanted to get some beer, wine or hard liquor (for example, vodka, whiskey, or gin), how easy would it be for you to get some?





Response	6	8	10	12	Total	
Very hard	79.7	53.3	32.8	23.0	49.1	
Sort of hard	7.7	18.8	16.1	16.3	14.6	
Sort of easy	6.8	16.1	26.7	24.1	17.7	
Very easy	5.8	11.8	24.4	36.6	18.6	
N of Valid	842	828	677	692	3039	
N of Miss	158	98	210	89	555	

Table 223: If you wanted to get a drug like cocaine, LSD, or amphetamines, how easy would it be for you to get some?





Response	6	8	10	12	Total	
Very hard	93.6	83.6	75.9	62.4	79.8	
Sort of hard	2.7	9.0	14.2	18.7	10.6	
Sort of easy	1.0	3.7	5.3	9.6	4.6	
Very easy	2.7	3.6	4.6	9.4	4.9	
N of Valid	842	830	676	691	3039	
N of Miss	158	96	211	90	555	

Table 224: If you wanted to get a handgun, how easy would it be for you to get one?





Response	6	8	10	12	Total	
Very hard	77.3	61.4	56.4	43.8	60.7	
Sort of hard	10.1	14.8	14.9	18.2	14.3	
Sort of easy	6.4	11.4	14.1	16.5	11.8	
Very easy	6.2	12.5	14.6	21.4	13.2	
N of Valid	843	827	679	691	3040	
N of Miss	157	99	208	90	554	

Table 225: If you wanted to get some marijuana, how easy would it be for you to get some?





Response	6	8	10	12	Total	
Very hard	91.3	68.3	49.5	32.2	62.2	
Sort of hard	3.8	9.6	11.7	11.9	9.0	
Sort of easy	2.3	11.4	16.7	18.6	11.7	
Very easy	2.6	10.8	22.1	37.3	17.1	
N of Valid	837	826	675	687	3025	
N of Miss	163	100	212	94	569	

Table 226: If you wanted to get prescription drugs for the purpose of getting high, how easy would it be for you to get some?





Response	6	8	10	12	Total	
Very hard	85.6	68.2	55.8	44.9	65.0	
Sort of hard	5.7	11.5	15.1	16.3	11.8	
Sort of easy	4.2	9.0	15.1	17.7	11.0	
Very easy	4.5	11.3	13.9	21.1	12.2	
N of Valid	841	829	674	688	3032	
N of Miss	159	97	213	93	562	

Table 227: If you wanted to get synthetic marijuana such as K2 or chemical products such as bath salts to get high, how easy would it be for you to get some?





Response	6	8	10	12	Total	
Very hard	92.3	83.4	76.0	61.0	79.1	
Sort of hard	3.9	8.0	13.2	17.8	10.3	
Sort of easy	1.5	4.2	4.6	9.4	4.7	
Very easy	2.3	4.4	6.2	11.8	5.9	
N of Valid	839	825	676	692	3032	
N of Miss	161	101	211	89	562	

Table 228: If you wanted to get steroids to use or to enhance athletic performance, how easy would it be for you to get some?





Response	6	8	10	12	Total	
Very hard	89.9	80.4	73.2	60.6	76.9	
Sort of hard	5.8	9.7	13.9	19.7	11.8	
Sort of easy	2.2	5.2	7.6	9.3	5.8	
Very easy	2.2	4.7	5.3	10.4	5.5	
N of Valid	831	828	675	690	3024	
N of Miss	169	98	212	91	570	

Table 229: If you wanted to get e-cigarettes, e-cigars, or e-hookahs, how easy would it be for you to get some?





Response	6	8	10	12	Total	
Very hard	84.6	63.1	40.9	31.6	56.9	
Sort of hard	6.1	10.2	10.2	9.0	8.8	
Sort of easy	4.5	10.4	16.7	13.8	11.0	
Very easy	4.8	16.3	32.1	45.7	23.3	
N of Valid	839	826	675	690	3030	
N of Miss	161	100	212	91	564	

Table 230: During the past 12 months, have you participated in any alcohol prevention programs or seen any alcohol prevention messages in your school or community? Yes, a school-based program focused on preventing underage drinking and/or drinking and driving.



Response	6	8	10	12	Total	
No	63.6	70.0	76.7	80.0	72.0	
Yes	36.4	30.0	23.3	20.0	28.0	
N of Valid	837	823	674	690	3024	
N of Miss	0	0	0	0	0	

Table 231: During the past 12 months, have you participated in any alcohol prevention programs or seen any alcohol prevention messages in your school or community? Yes, a community-based program focused on preventing underage drinking and/or drinking and driving (for example, through your church or temple or through youth groups like Boys and Girls Club or 4-H).



Response	6	8	10	12	Total	
No	87.7	90.3	95.8	93.9	91.6	
Yes	12.3	9.7	4.2	6.1	8.4	
N of Valid	837	823	674	690	3024	
N of Miss	0	0	0	0	0	

Table 232: During the past 12 months, have you participated in any alcohol prevention programs or seen any alcohol prevention messages in your school or community? Yes, a media campaign addressing underage drinking and/or drinking and driving (for example, newspaper ads, posters, pamphlets, radio, TV).



Response	6	8	10	12	Total	
No	87.8	89.4	92.3	92.9	90.4	
Yes	12.2	10.6	7.7	7.1	9.6	
N of Valid	837	823	674	690	3024	
N of Miss	0	0	0	0	0	

Table 233: During the past 12 months, have you participated in any alcohol prevention programs or seen any alcohol prevention messages in your school or community? No



Response	6	8	10	12	Total	
No	42.5	36.8	29.5	27.0	34.5	
Yes	57.5	63.2	70.5	73.0	65.5	
N of Valid	837	823	674	690	3024	
N of Miss	0	0	0	0	0	

Table 234: How wrong do your parents feel it would be for YOU to: have one or two drinks of an alcoholic beverage nearly every day?





Response	6	8	10	12	Total	
Very wrong	93.9	87.1	79.5	74.1	84.3	
Wrong	4.2	8.6	12.1	15.5	9.7	
A little bit wrong	1.6	2.7	6.5	7.1	4.2	
Not at all wrong	0.4	1.6	1.9	3.3	1.7	
N of Valid	832	817	677	690	3016	
N of Miss	168	109	210	91	578	

Table 235: How wrong do your parents feel it would be for YOU to: smoke tobacco?





Response	6	8	10	12	Total	
Very wrong	94.7	89.3	83.2	76.4	86.5	
Wrong	4.1	6.5	10.9	13.2	8.4	
A little bit wrong	0.7	2.2	4.0	6.2	3.1	
Not at all wrong	0.5	2.0	1.9	4.2	2.1	
N of Valid	831	816	677	691	3015	
N of Miss	169	110	210	90	579	

Table 236: How wrong do your parents feel it would be for YOU to: smoke marijuana?





Response	6	8	10	12	Total	
Very wrong	96.8	89.4	80.9	77.8	86.9	
Wrong	1.8	4.8	9.6	9.3	6.1	
A little bit wrong	0.6	3.4	6.2	6.4	4.0	
Not at all wrong	0.7	2.3	3.3	6.4	3.0	
N of Valid	824	815	675	686	3000	
N of Miss	176	111	212	95	594	

Table 237: How wrong do your parents feel it would be for YOU to: use prescription drugs not prescribed to you?





Response	6	8	10	12	Total	
Very wrong	95.5	92.6	92.9	89.9	92.8	
Wrong	3.1	5.1	4.7	6.4	4.8	
A little bit wrong	0.5	0.9	1.2	2.2	1.1	
Not at all wrong	0.8	1.5	1.2	1.6	1.3	
N of Valid	828	810	676	691	3005	
N of Miss	172	116	211	90	589	

Table 238: How wrong do your parents feel it would be for YOU to: steal something?





Response	6	8	10	12	Total	
Very wrong	90.5	84.9	87.7	90.1	88.3	
Wrong	8.2	11.9	10.0	7.1	9.4	
A little bit wrong	0.7	1.7	1.6	1.3	1.3	
Not at all wrong	0.5	1.5	0.6	1.5	1.0	
N of Valid	825	810	677	686	2998	
N of Miss	175	116	210	95	596	

Table 239: How wrong do your parents feel it would be for YOU to: draw graffiti, write things, or draw pictures on buildings or other property (without the owner's permission)?





Response	6	8	10	12	Total	
Very wrong	91.3	85.4	85.8	85.8	87.2	
Wrong	6.4	10.1	9.3	10.0	8.9	
A little bit wrong	1.6	2.8	3.7	2.3	2.6	
Not at all wrong	0.7	1.7	1.2	1.9	1.4	
N of Valid	828	813	674	690	3005	
N of Miss	172	113	213	91	589	

Table 240: How wrong do your parents feel it would be for YOU to: pick a fight with someone?





Response	6	8	10	12	Total	
Very wrong	71.7	62.4	63.4	65.9	66.0	
Wrong	18.6	22.5	21.2	20.2	20.6	
A little bit wrong	8.1	11.8	12.3	10.6	10.6	
Not at all wrong	1.7	3.3	3.0	3.3	2.8	
N of Valid	830	813	673	689	3005	
N of Miss	170	113	214	92	589	

Table 241: During the past 12 months, have you talked with at least one of your parents about the dangers of underage drinking and/or drinking and driving? By parents, we mean either your biological parents, adoptive parents, stepparents, or adult guardians - whether or not they live with you.



Response	6	8	10	12	Total	
No	48.2	54.9	50.2	55.0	52.0	
Yes	51.8	45.1	49.8	45.0	48.0	
N of Valid	799	787	652	678	2916	
N of Miss	201	139	235	103	678	

Table 242: The rules in my family are clear.

Response	6	8	10	12	Total	
NO!	5.4	4.3	3.8	5.1	4.7	
no	4.5	6.0	6.8	5.7	5.7	
yes	23.1	32.9	38.8	34.9	32.0	
YES!	67.0	56.8	50.7	54.3	57.7	
N of Valid	822	812	665	687	2986	
N of Miss	178	114	222	94	608	

Table 243: People in my family have serious arguments about the same things, and often insult or yell at each other.

Response	6	8	10	12	Total	
NO!	48.7	34.6	25.6	30.1	35.5	
no	26.8	35.7	42.1	35.9	34.7	
yes	13.8	19.7	20.3	21.4	18.6	
YES!	10.7	10.0	12.1	12.6	11.3	
N of Valid	825	812	661	688	2986	
N of Miss	175	114	226	93	608	

Table 244: When I am not at home, one of my parents knows where I am and who I am with.

Response	6	8	10	12	Total	
NO!	5.3	7.0	3.9	6.7	5.8	
no	3.6	3.2	5.2	7.7	4.8	
yes	19.4	27.0	33.0	35.0	28.1	
YES!	71.6	62.8	57.9	50.6	61.3	
N of Valid	823	814	660	686	2983	
N of Miss	177	112	227	95	611	

Table 245: My family has clear rules about alcohol and drug use.

Response	6	8	10	12	Total
NO!	6.9	7.8	5.4	6.4	6.7
no	5.0	7.0	9.4	11.4	8.0
yes	14.1	22.9	31.0	31.3	24.2
YES!	74.1	62.3	54.2	50.9	61.1
N of Valid	817	811	662	687	2977
N of Miss	183	115	225	94	617

Table 246: If you skipped school would you be caught by your parents?

Response	6	8	10	12	Total
NO!	6.7	9.0	7.9	11.9	8.8
no	5.3	11.1	13.1	22.5	12.6
yes	15.4	23.3	28.9	24.7	22.7
YES!	72.6	56.6	50.2	40.9	55.9
N of Valid	817	811	662	689	2979
N of Miss	183	115	225	92	615

Table 247: My parents ask if I've gotten my homework done.

Response	6	8	10	12	Total
NO!	4.6	8.1	8.3	16.3	9.1
no	5.9	8.9	14.4	20.8	12.0
yes	22.6	30.9	37.9	30.4	30.0
YES!	66.9	52.1	39.4	32.6	48.9
N of Valid	824	812	662	688	2986
N of Miss	176	114	225	93	608

Table 248: Would your parents know if you did not come home on time?

Response	6	8	10	12	Total
NO!	4.9	6.8	4.7	9.2	6.3
no	4.7	7.3	8.8	10.0	7.5
yes	19.4	29.3	32.3	32.0	27.9
YES!	71.0	56.6	54.2	48.8	58.2
N of Valid	823	811	660	687	2981
N of Miss	177	115	227	94	613

Table 249: Do you know how to properly dispose of leftover prescription drugs?

Response	6	8	10	12	Total
No	73.8	71.5	64.0	62.9	68.4
Yes	26.2	28.5	36.0	37.1	31.6
N of Valid	793	792	652	682	2919
N of Miss	207	134	235	99	675

Table 250: Have any of your brothers or sisters ever: drunk beer, wine or hard liquor (for example, vodka, whiskey or gin)?

Response	6	8	10	12	Total
No	80.5	63.6	51.4	46.5	61.6
Yes	15.8	31.2	44.0	48.3	33.8
I don't have any brothers or sisters	3.6	5.1	4.6	5.2	4.6
N of Valid	827	816	673	694	3010
N of Miss	173	110	214	87	584

Table 251: Have any of your brothers or sisters ever: smoked marijuana?

Response	6	8	10	12	Total
No	91.3	75.1	67.8	61.7	74.8
Yes	4.8	19.5	27.5	32.9	20.3
I don't have any brothers or sisters	3.9	5.4	4.8	5.5	4.8
N of Valid	828	819	673	694	3014
N of Miss	172	107	214	87	580

Table 252: Have any of your brothers or sisters ever: smoked cigarettes?




Response	6	8	10	12	Total	
No	83.8	73.7	66.0	64.8	72.7	
Yes	12.4	21.1	29.4	30.0	22.6	
I don't have any brothers or sisters	3.7	5.3	4.6	5.2	4.7	
N of Valid	828	817	674	693	3012	
N of Miss	172	109	213	88	582	

Table 253: Have any of your brothers or sisters ever: taken a handgun to school?




Response	6	8	10	12	Total	
No	94.2	91.7	94.5	92.1	93.1	
Yes	2.1	3.0	1.0	2.7	2.2	
I don't have any brothers or sisters	3.8	5.3	4.5	5.2	4.7	
N of Valid	821	812	672	693	2998	
N of Miss	179	114	215	88	596	

Table 254: Have any of your brothers or sisters ever: been suspended or expelled from school?




Response	6	8	10	12	Total	
No	76.2	64.0	67.8	64.8	68.4	
Yes	19.8	30.9	27.6	29.9	26.9	
I don't have any brothers or sisters	4.0	5.2	4.6	5.3	4.8	
N of Valid	822	813	674	693	3002	
N of Miss	178	113	213	88	592	

Table 255: Have any of your brothers or sisters ever: used e-cigarettes, e-cigars or e-hookahs (vaping)?




Response	6	8	10	12	Total	
No	85.5	75.0	62.7	62.9	72.3	
Yes	10.8	19.7	32.4	31.9	22.9	
I don't have any brothers or sisters	3.8	5.3	4.9	5.2	4.8	
N of Valid	825	816	673	693	3007	
N of Miss	175	110	214	88	587	

Table 256: Have any of your brothers or sisters ever: used prescription drugs not prescribed to him/her?




Response	6	8	10	12	Total	
No	91.6	89.1	84.5	81.1	86.9	
Yes	4.7	5.5	10.8	13.7	8.4	
I don't have any brothers or sisters	3.6	5.4	4.6	5.2	4.7	
N of Valid	823	815	673	693	3004	
N of Miss	177	111	214	88	590	

Table 257: Have you changed homes in the past year (the last 12 months)?



Response	6	8	10	12	Total	
No	67.4	75.1	77.8	81.8	75.1	
Yes	32.6	24.9	22.2	18.2	24.9	
N of Valid	821	808	671	688	2988	
N of Miss	179	118	216	93	606	

Table 258: How many times have you changed homes since kindergarten?






Response	6	8	10	12	Total	
Never	35.4	32.9	32.2	32.9	33.4	
1 or 2 times	34.0	32.1	30.4	31.6	32.1	
3 or 4 times	17.8	20.9	19.7	19.0	19.4	
5 or 6 times	7.0	8.7	9.5	8.6	8.4	
7 or more times	5.7	5.3	8.2	7.8	6.6	
N of Valid	824	812	674	689	2999	
N of Miss	176	114	213	92	595	

Table 259: Have you changed schools (including changing from elementary to middle and middle to high school) in the past year?



Response	6	8	10	12	Total	
No	42.9	65.3	55.0	79.1	60.1	
Yes	57.1	34.7	45.0	20.9	39.9	
N of Valid	808	808	673	689	2978	
N of Miss	192	118	214	92	616	

Table 260: How many times have you changed schools since kindergarten (including changing from elementary to middle and middle to high school)?






Response	6	8	10	12	Total	
Never	27.0	26.2	23.4	29.1	26.5	
1 or 2 times	49.5	36.1	27.9	23.9	35.1	
3 or 4 times	14.4	26.6	34.2	31.5	26.1	
5 or 6 times	6.4	6.8	8.9	11.1	8.2	
7 or more times	2.7	4.3	5.6	4.3	4.2	
N of Valid	818	809	675	691	2993	
N of Miss	182	117	212	90	601	

Table 261: Has anyone in your family ever had severe alcohol or drug problems?



Response	6	8	10	12	Total	
No	77.2	62.7	59.0	52.6	63.5	
Yes	22.8	37.3	41.0	47.4	36.5	
N of Valid	817	814	666	685	2982	
N of Miss	183	112	221	96	612	

Table 262: About how many adults (over 21) have you known personally who in the past year have: used marijuana, crack, cocaine, or other drugs?






Response	6	8	10	12	Total	
0	79.6	66.4	60.1	48.2	64.4	
1	12.4	14.1	15.3	13.4	13.8	
2	3.2	8.0	11.4	10.4	8.0	
3-4	1.7	4.5	6.7	13.1	6.2	
5	3.0	6.9	6.5	14.9	7.6	
N of Valid	820	821	675	693	3009	
N of Miss	180	105	212	88	585	

Table 263: About how many adults (over 21) have you known personally who in the past year have: sold or dealt drugs?






Response	6	8	10	12	Total	
0	88.8	77.3	75.9	67.5	77.9	
1	7.2	11.2	7.4	11.0	9.2	
2	1.7	5.4	8.8	7.8	5.7	
3-4	0.7	2.6	3.7	5.6	3.0	
5	1.6	3.5	4.2	8.1	4.2	
N of Valid	821	819	672	692	3004	
N of Miss	179	107	215	89	590	

Table 264: About how many adults (over 21) have you known personally who in the past year have: done other things that could get them in trouble with the police, like stealing, selling stolen goods, mugging or assaulting others, etc.?






Response	6	8	10	12	Total	
0	84.4	74.4	71.3	66.7	74.7	
1	9.6	12.2	10.5	10.2	10.7	
2	2.3	5.4	7.7	7.4	5.5	
3-4	1.3	3.2	5.5	6.1	3.9	
5	2.3	4.9	4.9	9.7	5.3	
N of Valid	815	821	673	693	3002	
N of Miss	185	105	214	88	592	

Table 265: About how many adults (over 21) have you known personally who in the past year have: gotten drunk or high?










Response	6	8	10	12	Total	
0	65.7	45.6	39.7	31.4	46.5	
1	19.4	20.7	16.8	11.4	17.3	
2	6.5	11.7	12.9	11.5	10.5	
3-4	3.1	6.0	10.8	14.5	8.2	
5	5.3	16.0	19.8	31.2	17.4	
N of Valid	811	813	673	685	2982	
N of Miss	189	113	214	96	612	

Table 266: How honest were you in filling out this survey?

Response	6	8	10	12	Total	
I was very honest	82.3	81.3	77.9	78.9	80.3	
I was honest pretty much of the time	13.4	14.2	17.4	17.2	15.4	
I was honest some of the time	3.2	3.4	4.0	3.1	3.4	
I was honest once in a while	1.1	1.1	0.7	0.9	1.0	
I was not honest at all	0.0	0.0	0.0	0.0	0.0	
N of Valid	842	829	678	688	3037	
N of Miss	158	97	209	93	557	