

2010 APNA



Arkansas Prevention Needs Assessment Student Survey

Region 1 Tables

Arkansas Department of Human Services
Division of Behavioral Sciences
Office of Alcohol and Drug Abuse Prevention

Conducted by International Survey Associates dba Pride Surveys

Contents

1	INTRODUCTION	11
2	PERCENTAGE TABLES	16

List of Tables

1	Sex	17
2	Age	17
3	Are you Hispanic or Latino?	17
4	What is your race? Black or African American	18
5	What is your race? Asian	18
6	What is your race? American Indian	18
7	What is your race? Alaska Native	18
8	What is your race? White	19
9	What is your race? Native Hawaiian or Other Pacific Islander	19
10	What is your race? Other	19
11	What is the highest level of schooling completed by your mother or father?	20
12	Think of where you live most of the time. Which of the following people live there with you? Mother	20
13	Think of where you live most of the time. Which of the following people live there with you? Stepmother	20
14	Think of where you live most of the time. Which of the following people live there with you? Foster Mother	21
15	Think of where you live most of the time. Which of the following people live there with you? Grandmother	21
16	Think of where you live most of the time. Which of the following people live there with you? Aunt	21
17	Think of where you live most of the time. Which of the following people live there with you? Father	21
18	Think of where you live most of the time. Which of the following people live there with you? Stepfather	22
19	Think of where you live most of the time. Which of the following people live there with you? Foster Father	22
20	Think of where you live most of the time. Which of the following people live there with you? Grandfather	22
21	Think of where you live most of the time. Which of the following people live there with you? Uncle	22
22	Think of where you live most of the time. Which of the following people live there with you? Other Adults	23
23	Think of where you live most of the time. Which of the following people live there with you? Brother(s)	23
24	Think of where you live most of the time. Which of the following people live there with you? Stepbrother(s)	23
25	Think of where you live most of the time. Which of the following people live there with you? Sister(s)	23
26	Think of where you live most of the time. Which of the following people live there with you? Stepsister(s)	24

27	Think of where you live most of the time. Which of the following people live there with you? Other Children	24
28	In my school, students have lots of chances to help decide things like class activities and rules.	24
29	Teachers ask me to work on special classroom projects.	24
30	My teacher(s) notices when I am doing a good job and lets me know about it.	25
31	There are lots of chances for students in my school to get involved in sports, clubs, and other school activities outside of class.	25
32	There are lots of chances for students in my school to talk with a teacher one-on-one.	25
33	I feel safe at my school.	26
34	The school lets my parents know when I have done something well.	26
35	My teachers praise me when I work hard in school.	26
36	Are your school grades better than the grades of most students in your class?	27
37	I have lots of chances to be part of class discussions or activities.	27
38	Now thinking back over the past year in school, how often did you: enjoy being in school?	27
39	Now thinking back over the past year in school, how often did you: hate being in school?	28
40	Now thinking back over the past year in school, how often did you: try to do your best work in school?	28
41	How often do you feel that the school work you are assigned is meaningful and important?	28
42	Putting them all together, what were your grades like last year?	29
43	How important do you think the things you are learning in school are going to be for your later life?	29
44	How interesting are most of your courses to you?	29
45	During the LAST FOUR WEEKS how many whole days of school have you missed because you skipped or 'cut'?	30
46	What are the chances you would be seen as cool if you: smoked cigarettes?	30
47	What are the chances you would be seen as cool if you: worked hard at school?	30
48	What are the chances you would be seen as cool if you: began drinking alcoholic beverages regularly, that is, at least once or twice a month?	31
49	What are the chances you would be seen as cool if you: defended someone who was being verbally abused at school?	31
50	What are the chances you would be seen as cool if you: smoked marijuana?	31
51	What are the chances you would be seen as cool if you: carried a handgun?	32

52	What are the chances you would be seen as cool if you: regularly volunteered to do community service?	32
53	Think of your four best friends (the friends you feel closest to). In the past year (12 months), how many of your best friends have: participated in clubs, organizations or activities at school?	32
54	Think of your four best friends (the friends you feel closest to). In the past year (12 months), how many of your best friends have: smoked cigarettes?	33
55	Think of your four best friends (the friends you feel closest to). In the past year (12 months), how many of your best friends have: tried beer, wine or hard liquor (for example, vodka, whiskey, or gin) when their parents didn't know about it?	33
56	Think of your four best friends (the friends you feel closest to). In the past year (12 months), how many of your best friends have: made a commitment to stay drug-free?	33
57	Think of your four best friends (the friends you feel closest to). In the past year (12 months), how many of your best friends have: used marijuana?	34
58	Think of your four best friends (the friends you feel closest to). In the past year (12 months), how many of your best friends have: tried to do well in school?	34
59	Think of your four best friends (the friends you feel closest to). In the past year (12 months), how many of your best friends have: used LSD, cocaine, amphetamines, or other illegal drugs?	34
60	Think of your four best friends (the friends you feel closest to). In the past year (12 months), how many of your best friends have: been suspended from school?	35
61	Think of your four best friends (the friends you feel closest to). In the past year (12 months), how many of your best friends have: liked school?	35
62	Think of your four best friends (the friends you feel closest to). In the past year (12 months), how many of your best friends have: carried a handgun?	35
63	Think of your four best friends (the friends you feel closest to). In the past year (12 months), how many of your best friends have: sold illegal drugs?	36
64	Think of your four best friends (the friends you feel closest to). In the past year (12 months), how many of your best friends have: regularly attended religious services?	36
65	Think of your four best friends (the friends you feel closest to). In the past year (12 months), how many of your best friends have: stolen or tried to steal a motor vehicle such as a car or motorcycle?	36
66	Think of your four best friends (the friends you feel closest to). In the past year (12 months), how many of your best friends have: been arrested?	37

67	Think of your four best friends (the friends you feel closest to). In the past year (12 months), how many of your best friends have: dropped out of school?	37
68	Think of your four best friends (the friends you feel closest to). In the past year (12 months), how many of your best friends have: been members of a gang?	37
69	How old were you when you first: smoked marijuana?	38
70	How old were you when you first: smoked a cigarette, even just a puff?	38
71	How old were you when you first: had more than a sip or two of beer, wine or hard liquor (for example, vodka, whiskey, or gin)? . . .	39
72	How old were you when you first: began drinking alcoholic beverages regularly, that is, at least once or twice a month?	39
73	How old were you when you first: used phenoxydine (pox, px, breeze)?	40
74	How old were you when you first: got suspended from school? . . .	40
75	How old were you when you first: got arrested?	41
76	How old were you when you first: carried a handgun?	41
77	How old were you when you first: attacked someone with the idea of seriously hurting them?	42
78	How old were you when you first: belonged to a gang?	42
79	How wrong do you think it is for someone your age to: take a handgun to school?	43
80	How wrong do you think it is for someone your age to: steal anything worth more than \$5?	43
81	How wrong do you think it is for someone your age to: pick a fight with someone?	43
82	How wrong do you think it is for someone your age to: attack someone with the idea of seriously hurting them?	44
83	How wrong do you think it is for someone your age to: stay away from school all day when their parents think they are at school? . .	44
84	How wrong do you think it is for someone your age to: drink beer, wine or hard liquor (for example, vodka, whiskey, or gin) regularly? .	44
85	How wrong do you think it is for someone your age to: smoke cigarettes?	45
86	How wrong do you think it is for someone your age to: smoke marijuana?	45
87	How wrong do you think it is for someone your age to: use LSD, cocaine, amphetamines or another illegal drug?	45
88	At school during the past 12 months, did you receive help from the resource teacher, speech therapist or other special education teacher?	46
89	How many times in the past year (12 months) have you: been suspended from school?	46
90	How many times in the past year (12 months) have you: carried a handgun?	46

91	How many times in the past year (12 months) have you: sold illegal drugs?	47
92	How many times in the past year (12 months) have you: stolen or tried to steal a motor vehicle such as a car or motorcycle?	47
93	How many times in the past year (12 months) have you: participated in clubs, organizations or activities at school?	48
94	How many times in the past year (12 months) have you: been arrested?	48
95	How many times in the past year (12 months) have you: done extra work on your own for school?	49
96	How many times in the past year (12 months) have you: attacked someone with the idea of seriously hurting them?	49
97	How many times in the past year (12 months) have you: been drunk or high at school?	50
98	How many times in the past year (12 months) have you: volunteered to do community service?	50
99	How many times in the past year (12 months) have you: taken a handgun to school?	51
100	Are you currently on probation, or assigned a probation officer with Juvenile Court?	51
101	Have you ever belonged to a gang?	51
102	If you have ever belonged to a gang, did that gang have a name? . .	52
103	How many times have you done the following things? done what feels good no matter what.	52
104	How many times have you done the following things? done something dangerous because someone dared you to do it.	52
105	How many times have you done the following things? done crazy things even if they are a little dangerous.	53
106	You're looking at CD's in a music store with a friend. You look up and see her slip a CD under her coat. She smiles and says 'Which one do you want? Go ahead, take it while nobody's around.' There is nobody in sight, no employees and no other customers. What would you do now?	53
107	You are visiting another part of town, and you don't know any of the people your age there. You are walking down the street, and some teenager you don't know is walking toward you. He is about your size, and as he is about to pass you, he deliberately bumps into you and you almost lose your balance. What would you say or do? .	53
108	You are at a party at someone's house, and one of your friends offers you a drink containing alcohol. What would you say or do?	54
109	It's 8:00 on a weeknight and you are about to go over to a friend's home when your mother asks you where you are going. You say 'Oh, just going to go hang out with some friends.' She says, 'No, you'll just get into trouble if you go out. Stay home tonight.' What would you do now?	54
110	How often do you attend religious services or activities?	54

111	I do the opposite of what people tell me, just to get them mad. . . .	55
112	I like to see how much I can get away with.	55
113	I ignore rules that get in my way.	55
114	I think sometimes it's okay to cheat at school.	56
115	It is important to think before you act.	56
116	Sometimes I think that life is not worth it.	56
117	At times I think I am no good at all.	57
118	All in all, I am inclined to think that I am a failure.	57
119	In the past year, have you felt depressed or sad MOST days, even if you felt okay sometimes?	57
120	It is all right to beat up people if they start the fight.	58
121	I think it is okay to take something without asking if you can get away with it.	58
122	Sometimes we don't know what we will do as adults, but we may have an idea. Please answer how true these statements may be for you. WHEN I AM AN ADULT I WILL: smoke cigarettes.	58
123	Sometimes we don't know what we will do as adults, but we may have an idea. Please answer how true these statements may be for you. WHEN I AM AN ADULT I WILL: drink beer, wine, or liquor.	59
124	Sometimes we don't know what we will do as adults, but we may have an idea. Please answer how true these statements may be for you. WHEN I AM AN ADULT I WILL: smoke marijuana.	59
125	Sometimes we don't know what we will do as adults, but we may have an idea. Please answer how true these statements may be for you. WHEN I AM AN ADULT I WILL: use LSD, cocaine, amphetamines or another illegal drug.	59
126	How much do you think people risk harming themselves (physically or in other ways) if they: smoked one or more packs of cigarettes per day?	60
127	How much do you think people risk harming themselves (physically or in other ways) if they: try marijuana once or twice?	60
128	How much do you think people risk harming themselves (physically or in other ways) if they: smoke marijuana regularly?	60
129	How much do you think people risk harming themselves (physically or in other ways) if they: take one or two drinks of an alcoholic beverage (beer, wine, liquor) nearly every day?	61
130	How much do you think people risk harming themselves (physically or in other ways) if they: have five or more drinks once or twice each weekend?	61
131	Have you ever used smokeless tobacco (chew, snuff, plug, dipping tobacco, or chewing tobacco)?	61
132	How often have you taken smokeless tobacco during the past 30 days?	62
133	Have you ever smoked cigarettes?	62
134	How frequently have you smoked cigarettes during the past 30 days?	62

135	Which statement best describes rules about smoking inside your home?	63
136	Which statement best describes rules about smoking in your family cars?	63
137	During this school year, were you taught in any of your classes about the dangers of tobacco use?	64
138	During the past 12 months, have you participated in any community activities to discourage people your age from using cigarettes, chewing tobacco, snuff, dip or cigars?	64
139	On how many occasions have you had alcoholic beverages (beer, wine or hard liquor) to drink in your lifetime - more than just a few sips?	64
140	On how many occasions have you had beer, wine or hard liquor to drink during the past 30 days?	65
141	On how many occasions have you used marijuana (grass, pot) or hashish (hash, hash oil) in your lifetime?	65
142	On how many occasions have you used marijuana (grass, pot) or hashish (hash, hash oil) during the past 30 days?	65
143	On how many occasions have you used LSD or other psychedelics in your lifetime?	66
144	On how many occasions have you used LSD or other psychedelics during the past 30 days?	66
145	On how many occasions have you used cocaine or crack in your lifetime?	66
146	On how many occasions have you used cocaine or crack during the past 30 days?	67
147	On how many occasions have you sniffed glue, breathed the contents of an aerosol spray can, or inhaled other gases or sprays, in order to get high in your lifetime?	67
148	On how many occasions have you sniffed glue, breathed the contents of an aerosol spray can, or inhaled other gases or sprays, in order to get high during the past 30 days?	68
149	On how many occasions have you used phenoxydine (pox, px, breeze) in your lifetime?	68
150	On how many occasions have you used phenoxydine (pox, px, breeze) during the past 30 days?	69
151	On how many occasions have you used sedatives (tranquilizers, such as Valium or Xanax, barbiturates, or sleeping pills) without a doctor telling you to take them, in your lifetime?	69
152	On how many occasions have you used sedatives (tranquilizers, such as Valium or Xanax, barbiturates, or sleeping pills) without a doctor telling you to take them, during the past 30 days?	70
153	On how many occasions have you used methamphetamines (meth, speed, crank, crystal meth) in your lifetime?	70

154	On how many occasions have you used methamphetamines (meth, speed, crank, crystal meth) in the past 30 days?	71
155	On how many occasions have you used stimulants, other than Methamphetamines (such as amphetamines, Ritalin or Dexedrine) without a doctor telling you to take them, in your lifetime?	71
156	On how many occasions have you used stimulants, other than Methamphetamines (such as amphetamines, Ritalin or Dexedrine) without a doctor telling you to take them, during the past 30 days?	72
157	On how many occasions have you used heroin or other opiates in your lifetime?	72
158	On how many occasions have you used heroin or other opiates during the past 30 days?	73
159	On how many occasions have you used MDMA ('X', 'E', or ecstasy) in your lifetime?	73
160	On how many occasions have you used MDMA ('X', 'E', or ecstasy) during the past 30 days?	73
161	On how many occasions have you taken prescription drugs (such as Valium, Xanax, Ritalin, Adderall, OxyContin, Darvocet, or sleeping pills) on your own-that is, without a doctor telling you to take them in your lifetime?	74
162	On how many occasions have you taken prescription drugs (such as Valium, Xanax, Ritalin, Adderall, OxyContin, Darvocet, or sleeping pills) on your own-that is, without a doctor telling you to take them during the past 30 days?	74
163	On how many occasions have you taken non-prescription medicines such as diet pills (for example, Dietac, Dexatrim or Prolamine), stay-awake pills (for example No-Doz, Vivarin, or Wake), or cough or cold medicines (robos, DXM, etc.) to get high in your lifetime?	75
164	On how many occasions have you taken non-prescription medicines such as diet pills (for example, Dietac, Dexatrim or Prolamine), stay-awake pills (for example No-Doz, Vivarin, or Wake), or cough or cold medicines (robos, DXM, etc.) to get high during the past 30 days?	75
165	On how many occasions have you been drunk or very high from drinking alcoholic beverages during the past 30 days?	76
166	On how many occasions have you drunk flavored alcoholic beverages, sometimes called 'alcopops' (like Mike's Hard Lemonade, Smirnoff Ice, Bacardi Breezers, etc.) in your lifetime?	76
167	On how many occasions have you drunk flavored alcoholic beverages, sometimes called 'alcopops' (like Mike's Hard Lemonade, Smirnoff Ice, Bacardi Breezers, etc.) during the past 30 days?	77
168	Think back over the last two weeks. How many times have you had five or more alcoholic drinks in a row?	77
169	During the past 30 days, how many times did you ride in a car or other vehicle driven by someone who had been drinking alcohol?	77

170	During the past 30 days, how many times did you drive a car or other vehicle when you had been drinking alcohol?	78
171	If you drank alcohol (not just a sip or taste) in the past year, how did you usually get it?	78
172	If you drank alcohol (not just a sip or taste) in the past year, where did you usually drink it?	79
173	During the last month, about how many marijuana cigarettes, or the equivalent, did you smoke a day, on the average?	79
174	How wrong would most adults (over 21) in your neighborhood think it is for kids your age: to use marijuana?	80
175	How wrong would most adults (over 21) in your neighborhood think it is for kids your age: to drink alcohol?	80
176	How wrong would most adults (over 21) in your neighborhood think it is for kids your age: to smoke cigarettes?	80
177	How much do each of the following statements describe your neighborhood? crime and/or drug selling	81
178	How much do each of the following statements describe your neighborhood? fights	81
179	How much do each of the following statements describe your neighborhood? lots of empty or abandoned buildings	81
180	How much do each of the following statements describe your neighborhood? lots of graffiti	82
181	If I had to move, I would miss the neighborhood I now live in.	82
182	My neighbors notice when I am doing a good job and let me know about it.	82
183	I like my neighborhood.	83
184	There are lots of adults in my neighborhood I could talk to about something important.	83
185	I'd like to get out of my neighborhood.	83
186	There are people in my neighborhood who are proud of me when I do something well.	84
187	There are people in my neighborhood who encourage me to do my best.	84
188	I feel safe in my neighborhood.	84
189	Which of the following activities for people your age are available in your community? sports teams?	85
190	Which of the following activities for people your age are available in your community? scouting?	85
191	Which of the following activities for people your age are available in your community? boys and girls clubs?	85
192	Which of the following activities for people your age are available in your community? 4-H clubs?	85
193	Which of the following activities for people your age are available in your community? service clubs?	86

194	If a kid smoked marijuana in your neighborhood would he or she be caught by the police?	86
195	If a kid drank some beer, wine or hard liquor (for example, vodka, whiskey, or gin) in your neighborhood would he or she be caught by the police?	86
196	If a kid carried a handgun in your neighborhood would he or she be caught by the police?	87
197	If you wanted to get some cigarettes, how easy would it be for you to get some?	87
198	If you wanted to get some beer, wine or hard liquor (for example, vodka, whiskey, or gin), how easy would it be for you to get some?	87
199	If you wanted to get a drug like cocaine, LSD, or amphetamines, how easy would it be for you to get some?	88
200	If you wanted to get a handgun, how easy would it be for you to get one?	88
201	If you wanted to get some marijuana, how easy would it be for you to get some?	88
202	During the past 12 months, have you participated in any alcohol prevention programs or seen any alcohol prevention messages in your school or community? Yes, a school-based program focused on preventing underage drinking and/or drinking and driving.	89
203	During the past 12 months, have you participated in any alcohol prevention programs or seen any alcohol prevention messages in your school or community? Yes, a community-based program focused on preventing underage drinking and/or drinking and driving (for example, through your church or temple or through youth groups like Boys and Girls Club or 4-H).	89
204	During the past 12 months, have you participated in any alcohol prevention programs or seen any alcohol prevention messages in your school or community? Yes, a media campaign addressing underage drinking and/or drinking and driving (for example, newspaper ads, posters, pamphlets, radio, TV).	89
205	During the past 12 months, have you participated in any alcohol prevention programs or seen any alcohol prevention messages in your school or community? No	89
206	How wrong do your parents feel it would be for YOU to: drink beer, wine or hard liquor (for example, vodka, whiskey or gin) regularly?	90
207	How wrong do your parents feel it would be for YOU to: smoke cigarettes?	90
208	How wrong do your parents feel it would be for YOU to: smoke marijuana?	90
209	How wrong do your parents feel it would be for YOU to: steal something worth more than \$5?	91

210	How wrong do your parents feel it would be for YOU to: draw graffiti, write things, or draw pictures on buildings or other property (without the owner's permission)?	91
211	How wrong do your parents feel it would be for YOU to: pick a fight with someone?	91
212	During the past 12 months, have you talked with at least one of your parents about the dangers of underage drinking and/or drinking and driving? By parents, we mean either your biological parents, adoptive parents, stepparents, or adult guardians - whether or not they live with you.	92
213	Have any of your brothers or sisters ever: drunk beer, wine or hard liquor (for example, vodka, whiskey or gin)?	92
214	Have any of your brothers or sisters ever: smoked marijuana?	92
215	Have any of your brothers or sisters ever: smoked cigarettes?	92
216	Have any of your brothers or sisters ever: taken a handgun to school?	93
217	Have any of your brothers or sisters ever: been suspended or expelled from school?	93
218	The rules in my family are clear.	93
219	People in my family often insult or yell at each other.	94
220	When I am not at home, one of my parents knows where I am and who I am with.	94
221	We argue about the same things in my family over and over.	94
222	If you drank some beer or wine or liquor (for example, vodka, whiskey, or gin) without your parents' permission, would you be caught by your parents?	95
223	My family has clear rules about alcohol and drug use.	95
224	If you carried a handgun without your parents' permission, would you be caught by your parents?	95
225	If you skipped school would you be caught by your parents?	96
226	Do you feel very close to your mother?	96
227	Do you share your thoughts and feelings with your mother?	96
228	My parents ask me what I think before most family decisions affecting me are made.	97
229	Do you share your thoughts and feelings with your father?	97
230	Do you enjoy spending time with your mother?	97
231	Do you enjoy spending time with your father?	98
232	If I had a personal problem, I could ask my mom or dad for help.	98
233	Do you feel very close to your father?	98
234	My parents give me lots of chances to do fun things with them.	99
235	My parents ask if I've gotten my homework done.	99
236	People in my family have serious arguments.	99
237	Would your parents know if you did not come home on time?	100
238	It is important to be honest with your parents, even if they become upset or you get punished.	100

239	My parents notice when I am doing a good job and let me know about it.	100
240	How often do your parents tell you they're proud of you for something you've done?	101
241	How many brothers and sisters, including stepbrothers and sisters, do you have that are younger than you?	101
242	How many brothers and sisters, including stepbrothers and sisters, do you have that are older than you?	101
243	Have you changed homes in the past year (the last 12 months)?	102
244	How many times have you changed homes since kindergarten?	102
245	Have you changed schools (including changing from elementary to middle and middle to high school) in the past year?	102
246	How many times have you changed schools since kindergarten (including changing from elementary to middle and middle to high school)?	103
247	Has anyone in your family ever had severe alcohol or drug problems?	103
248	About how many adults (over 21) have you known personally who in the past year have: used marijuana, crack, cocaine, or other drugs?	103
249	About how many adults (over 21) have you known personally who in the past year have: sold or dealt drugs?	104
250	About how many adults (over 21) have you known personally who in the past year have: done other things that could get them in trouble with the police, like stealing, selling stolen goods, mugging or assaulting others, etc.?	104
251	About how many adults (over 21) have you known personally who in the past year have: gotten drunk or high?	104
252	Have you seen or heard information about underage drinking in the past 12 months from the following sources? Radio	105
253	Have you seen or heard information about underage drinking in the past 12 months from the following sources? TV.	105
254	Have you seen or heard information about underage drinking in the past 12 months from the following sources? Print. This includes information on underage drinking you may have seen in the newspaper, on a billboard, in pamphlets, on stickers, etc.	105
255	Have you seen or heard information about underage drinking in the past 12 months from the following sources? Website or social media? (Facebook, Myspace, website, etc.)	105
256	The next questions ask about your opinions of the information you saw or heard. If you have seen or heard more than one ad, please think about your favorite ad when answering these questions. The information about underage drinking that I saw or heard was convincing.	106

257	The next questions ask about your opinions of the information you saw or heard. If you have seen or heard more than one ad, please think about your favorite ad when answering these questions. The information about underage drinking that I saw or heard grabbed my attention.	106
258	The next questions ask about your opinions of the information you saw or heard. If you have seen or heard more than one ad, please think about your favorite ad when answering these questions. The information about underage drinking that I saw or heard said something important to me.	106
259	The next questions ask about your opinions of the information you saw or heard. If you have seen or heard more than one ad, please think about your favorite ad when answering these questions. Seeing or hearing this information about underage drinking made me want to stop or decrease my drinking.	107
260	How honest were you in filling out this survey?	107

List of Figures

1	Grade Chart	12
2	Gender Chart	13
3	Age Chart	14
4	Ethnic Origin Chart	15

1 INTRODUCTION

This report was generated from data collected on the *2010 Arkansas Prevention Needs Assessment Student Survey*. This report contains basic frequency tables of all data collected and graphs on the selected demographic variables of grade, gender, age and ethnic origin. The graph on ethnic origin is represented as a bar chart rather than as a pie chart. This is because students were allowed to mark more than one response for ethnic origin as opposed to being allowed to mark only one response. The bars represent the percent of students who marked each of the ethnic categories.

Questions regarding the information found in this report can be directed to:

Pride Surveys

160 Vanderbilt Court
Bowling Green, KY 42103
1-800-279-6361
www.pridesurveys.com

Grade Chart

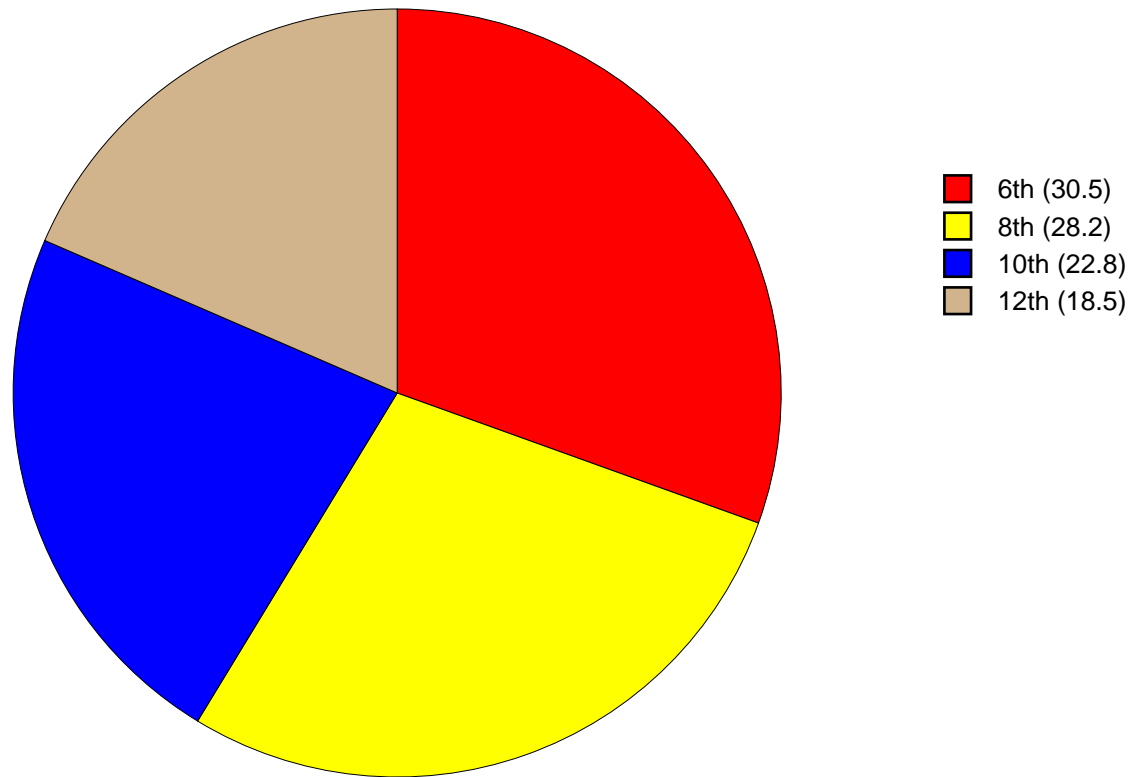


Figure 1: Grade Chart

Gender Chart

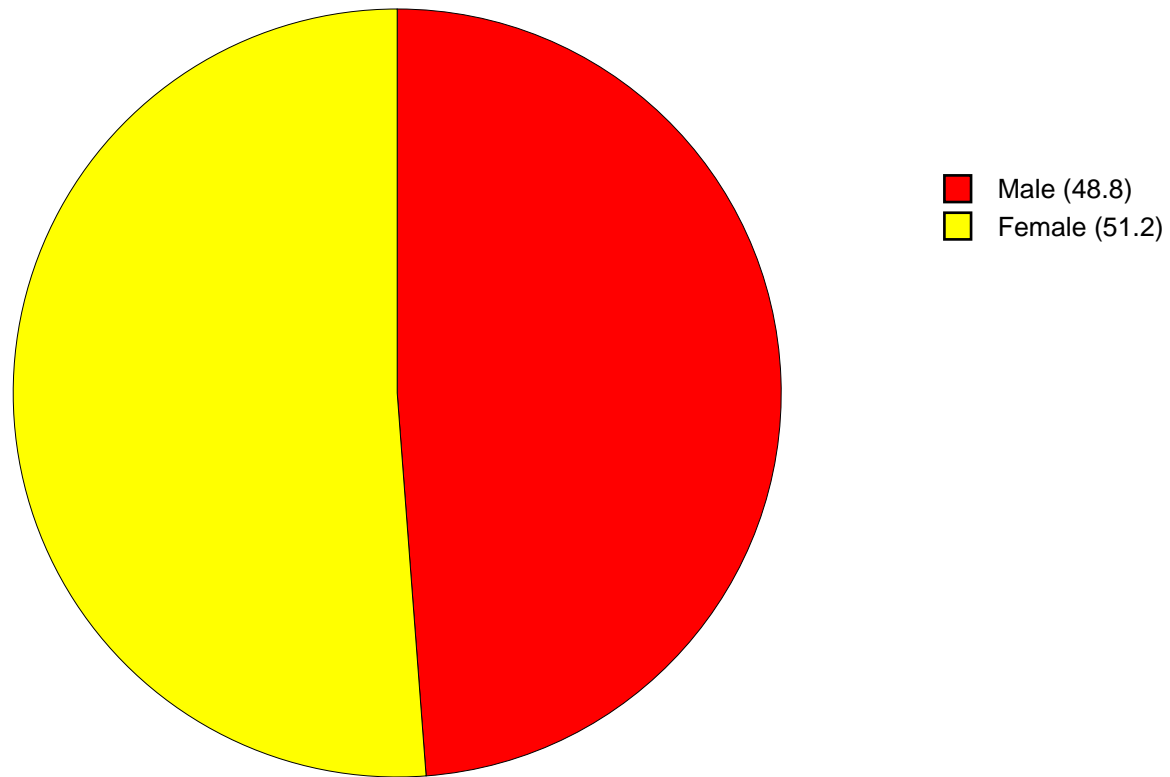


Figure 2: Gender Chart

Age Chart

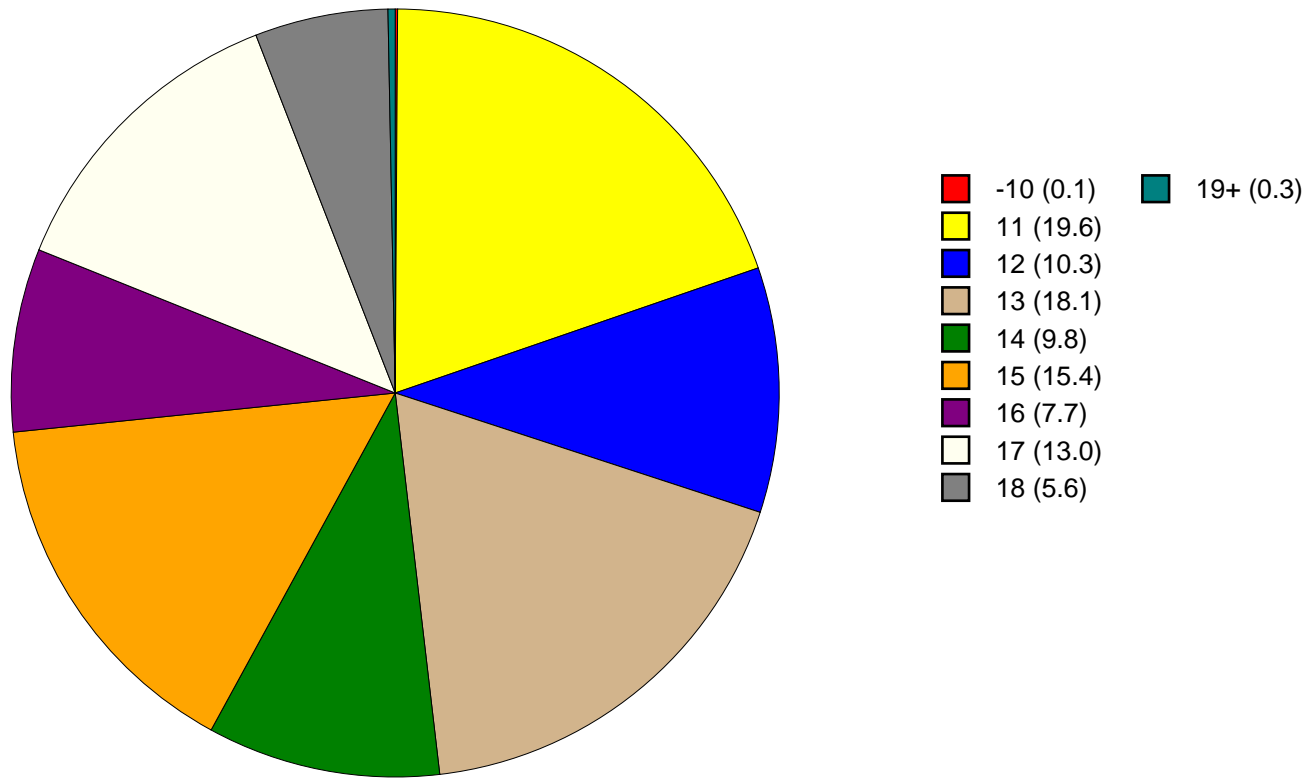


Figure 3: Age Chart

Ethnic Origin Chart

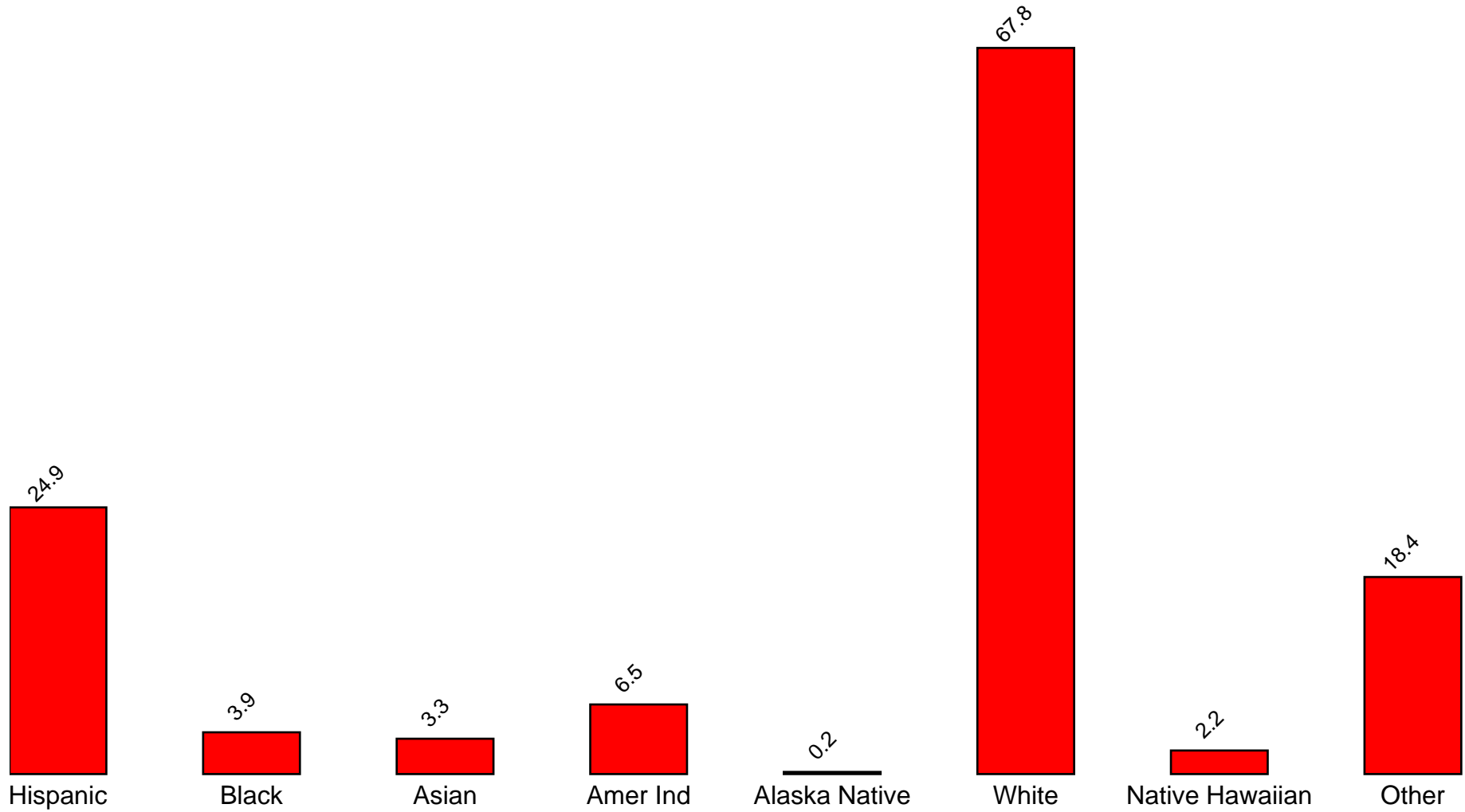


Figure 4: Ethnic Origin Chart

2 PERCENTAGE TABLES

The following tables contain frequency distribution detailing how your students responded to each question on the survey. The tables appear in the same order as the questions on the survey. The tables include breakdowns by grade level as well as overall percentages. The *N of Valid* row is a frequency count of the number of valid responses to each question for each grade and overall. The *N of Miss* row is a frequency count of the number of invalid (marked more than one response) or missing (i.e. did not respond) responses to each question for each grade and overall.

For the questions that allowed more than one response (i.e. race, live with, etc.) each response becomes a separate table. If a student did not mark the response, that was counted as a NO response, and if they did mark the response, that was counted as a YES response. Since a non response is a valid response for these questions, the *N of Miss* will always be zero for these questions.

Table 1: Sex



Response	6	8	10	12	Total	
Male	49.8	48.1	48.8	48.3	48.8	
Female	50.2	51.9	51.2	51.7	51.2	
N of Valid	4640	4306	3489	2817	15252	
N of Miss	61	43	30	27	161	

Table 2: Age











Response	6	8	10	12	Total	
10 or younger	0.5	0.0	0.0	0.0	0.1	
11	64.5	0.0	0.0	0.0	19.6	
12	33.4	0.3	0.0	0.0	10.3	
13	1.6	62.4	0.0	0.0	18.1	
14	0.1	34.0	0.6	0.0	9.8	
15	0.0	3.2	63.6	0.0	15.4	
16	0.0	0.1	32.8	1.1	7.7	
17	0.0	0.0	2.8	66.9	13.0	
18	0.0	0.0	0.1	30.2	5.6	
19 or older	0.0	0.0	0.0	1.8	0.3	
N of Valid	4683	4346	3509	2835	15373	
N of Miss	17	4	10	9	40	

Table 3: Are you Hispanic or Latino?



Response	6	8	10	12	Total	
No	74.2	74.3	74.8	78.1	75.1	
Yes	25.8	25.7	25.2	21.9	24.9	
N of Valid	4510	4255	3448	2786	14999	
N of Miss	190	95	69	58	412	

Table 4: What is your race? Black or African American



Response	6	8	10	12	Total	
No	96.1	96.0	96.1	96.0	96.1	
Yes	3.9	4.0	3.9	4.0	3.9	
N of Valid	4701	4350	3519	2844	15414	
N of Miss	0	0	0	0	0	

Table 5: What is your race? Asian



Response	6	8	10	12	Total	
No	97.3	96.9	96.4	96.0	96.7	
Yes	2.7	3.1	3.6	4.0	3.3	
N of Valid	4701	4350	3519	2844	15414	
N of Miss	0	0	0	0	0	

Table 6: What is your race? American Indian



Response	6	8	10	12	Total	
No	92.1	93.1	94.7	94.9	93.5	
Yes	7.9	6.9	5.3	5.1	6.5	
N of Valid	4701	4350	3519	2844	15414	
N of Miss	0	0	0	0	0	

Table 7: What is your race? Alaska Native



Response	6	8	10	12	Total	
No	99.9	99.8	99.7	99.8	99.8	
Yes	0.1	0.2	0.3	0.2	0.2	
N of Valid	4701	4350	3519	2844	15414	
N of Miss	0	0	0	0	0	

Table 8: What is your race? White



Response	6	8	10	12	Total	
No	34.0	32.1	32.7	28.8	32.2	
Yes	66.0	67.9	67.3	71.2	67.8	
N of Valid	4701	4350	3519	2844	15414	
N of Miss	0	0	0	0	0	

Table 9: What is your race? Native Hawaiian or Other Pacific Islander



Response	6	8	10	12	Total	
No	98.0	97.4	97.6	98.7	97.8	
Yes	2.0	2.6	2.4	1.3	2.2	
N of Valid	4701	4350	3519	2844	15414	
N of Miss	0	0	0	0	0	

Table 10: What is your race? Other



Response	6	8	10	12	Total	
No	78.0	82.6	82.1	85.5	81.6	
Yes	22.0	17.4	17.9	14.5	18.4	
N of Valid	4701	4350	3519	2844	15414	
N of Miss	0	0	0	0	0	

Table 11: What is the highest level of schooling completed by your mother or father?









Response	6	8	10	12	Total	
Completed grade school or less	2.8	3.4	4.3	5.0	3.7	
Some high school	5.5	7.0	11.3	12.2	8.5	
Completed high school	11.6	16.7	18.0	20.9	16.3	
Some college	10.6	13.3	17.2	17.0	14.1	
Completed college	23.2	22.5	22.3	23.1	22.8	
Graduate or professional school after college	10.4	12.2	11.9	13.7	11.9	
Don't know	34.6	23.7	13.2	6.3	21.3	
Does not apply	1.3	1.3	1.9	1.7	1.5	
N of Valid	4495	4293	3475	2818	15081	
N of Miss	151	37	20	10	218	

Table 12: Think of where you live most of the time. Which of the following people live there with you? Mother



Response	6	8	10	12	Total	
No	9.5	10.3	12.1	13.8	11.1	
Yes	90.5	89.7	87.9	86.2	88.9	
N of Valid	4701	4350	3519	2844	15414	
N of Miss	0	0	0	0	0	

Table 13: Think of where you live most of the time. Which of the following people live there with you? Stepmother



Response	6	8	10	12	Total	
No	95.4	94.2	94.0	94.8	94.6	
Yes	4.6	5.8	6.0	5.2	5.4	
N of Valid	4701	4350	3519	2844	15414	
N of Miss	0	0	0	0	0	

Table 14: Think of where you live most of the time. Which of the following people live there with you? Foster Mother



Response	6	8	10	12	Total	
No	99.7	99.7	99.6	99.7	99.7	
Yes	0.3	0.3	0.4	0.3	0.3	
N of Valid	4701	4350	3519	2844	15414	
N of Miss	0	0	0	0	0	

Table 15: Think of where you live most of the time. Which of the following people live there with you? Grandmother



Response	6	8	10	12	Total	
No	91.9	92.3	92.6	93.8	92.6	
Yes	8.1	7.7	7.4	6.2	7.4	
N of Valid	4701	4350	3519	2844	15414	
N of Miss	0	0	0	0	0	

Table 16: Think of where you live most of the time. Which of the following people live there with you? Aunt



Response	6	8	10	12	Total	
No	95.7	96.2	96.6	97.4	96.4	
Yes	4.3	3.8	3.4	2.6	3.6	
N of Valid	4701	4350	3519	2844	15414	
N of Miss	0	0	0	0	0	

Table 17: Think of where you live most of the time. Which of the following people live there with you? Father



Response	6	8	10	12	Total	
No	31.4	33.8	35.4	33.9	33.5	
Yes	68.6	66.2	64.6	66.1	66.5	
N of Valid	4701	4350	3519	2844	15414	
N of Miss	0	0	0	0	0	

Table 18: Think of where you live most of the time. Which of the following people live there with you? Stepfather



Response	6	8	10	12	Total	
No	87.3	86.3	84.6	88.2	86.6	
Yes	12.7	13.7	15.4	11.8	13.4	
N of Valid	4701	4350	3519	2844	15414	
N of Miss	0	0	0	0	0	

Table 19: Think of where you live most of the time. Which of the following people live there with you? Foster Father



Response	6	8	10	12	Total	
No	99.8	99.7	99.6	99.7	99.7	
Yes	0.2	0.3	0.4	0.3	0.3	
N of Valid	4701	4350	3519	2844	15414	
N of Miss	0	0	0	0	0	

Table 20: Think of where you live most of the time. Which of the following people live there with you? Grandfather



Response	6	8	10	12	Total	
No	94.9	95.5	95.5	96.9	95.6	
Yes	5.1	4.5	4.5	3.1	4.4	
N of Valid	4701	4350	3519	2844	15414	
N of Miss	0	0	0	0	0	

Table 21: Think of where you live most of the time. Which of the following people live there with you? Uncle



Response	6	8	10	12	Total	
No	94.9	95.9	96.6	96.7	95.9	
Yes	5.1	4.1	3.4	3.3	4.1	
N of Valid	4701	4350	3519	2844	15414	
N of Miss	0	0	0	0	0	

Table 22: Think of where you live most of the time. Which of the following people live there with you? Other Adults



Response	6	8	10	12	Total	
No	97.3	97.6	97.6	96.6	97.3	
Yes	2.7	2.4	2.4	3.4	2.7	
N of Valid	4701	4350	3519	2844	15414	
N of Miss	0	0	0	0	0	

Table 23: Think of where you live most of the time. Which of the following people live there with you? Brother(s)



Response	6	8	10	12	Total	
No	47.3	47.7	50.7	53.6	49.3	
Yes	52.7	52.3	49.3	46.4	50.7	
N of Valid	4701	4350	3519	2844	15414	
N of Miss	0	0	0	0	0	

Table 24: Think of where you live most of the time. Which of the following people live there with you? Stepbrother(s)



Response	6	8	10	12	Total	
No	95.2	94.9	95.6	96.6	95.5	
Yes	4.8	5.1	4.4	3.4	4.5	
N of Valid	4701	4350	3519	2844	15414	
N of Miss	0	0	0	0	0	

Table 25: Think of where you live most of the time. Which of the following people live there with you? Sister(s)



Response	6	8	10	12	Total	
No	48.8	51.5	52.8	58.5	52.3	
Yes	51.2	48.5	47.2	41.5	47.7	
N of Valid	4701	4350	3519	2844	15414	
N of Miss	0	0	0	0	0	

Table 26: Think of where you live most of the time. Which of the following people live there with you? Stepsister(s)



Response	6	8	10	12	Total	
No	95.9	95.9	96.2	97.4	96.2	
Yes	4.1	4.1	3.8	2.6	3.8	
N of Valid	4701	4350	3519	2844	15414	
N of Miss	0	0	0	0	0	

Table 27: Think of where you live most of the time. Which of the following people live there with you? Other Children



Response	6	8	10	12	Total	
No	95.7	95.9	94.4	94.1	95.2	
Yes	4.3	4.1	5.6	5.9	4.8	
N of Valid	4701	4350	3519	2844	15414	
N of Miss	0	0	0	0	0	

Table 28: In my school, students have lots of chances to help decide things like class activities and rules.





Response	6	8	10	12	Total	
NO!	10.7	10.1	10.2	14.9	11.2	
no	35.9	37.3	31.9	33.0	34.9	
yes	44.5	44.9	46.7	41.5	44.5	
YES!	8.9	7.6	11.3	10.7	9.4	
N of Valid	4578	4322	3499	2823	15222	
N of Miss	121	27	17	19	184	

Table 29: Teachers ask me to work on special classroom projects.





Response	6	8	10	12	Total	
NO!	9.6	8.7	8.3	8.1	8.8	
no	38.8	42.4	46.9	40.6	42.0	
yes	41.2	41.4	39.4	44.0	41.4	
YES!	10.4	7.4	5.4	7.4	7.8	
N of Valid	4579	4315	3492	2828	15214	
N of Miss	117	33	23	16	189	

Table 30: My teacher(s) notices when I am doing a good job and lets me know about it.

Response	6	8	10	12	Total	
NO!	3.7	5.5	6.5	7.3	5.5	
no	14.3	20.1	24.5	24.9	20.2	
yes	50.0	52.6	53.5	54.0	52.3	
YES!	31.9	21.9	15.5	13.8	22.0	
N of Valid	4617	4314	3500	2821	15252	
N of Miss	81	33	18	22	154	

Table 31: There are lots of chances for students in my school to get involved in sports, clubs, and other school activities outside of class.

Response	6	8	10	12	Total	
NO!	2.3	1.7	1.4	2.3	1.9	
no	9.2	7.1	4.2	5.1	6.7	
yes	37.1	38.1	38.2	41.1	38.4	
YES!	51.4	53.1	56.2	51.5	53.0	
N of Valid	4629	4325	3508	2830	15292	
N of Miss	68	24	9	14	115	

Table 32: There are lots of chances for students in my school to talk with a teacher one-on-one.

Response	6	8	10	12	Total	
NO!	3.3	3.6	3.3	3.9	3.5	
no	16.1	17.8	19.4	17.3	17.6	
yes	49.5	52.3	53.8	55.2	52.3	
YES!	31.1	26.3	23.5	23.6	26.6	
N of Valid	4587	4318	3495	2826	15226	
N of Miss	113	30	22	17	182	

Table 33: I feel safe at my school.


Response	6	8	10	12	Total	
NO!	2.9	4.0	4.4	5.3	4.0	
no	6.9	10.7	11.9	8.7	9.5	
yes	37.9	52.9	60.1	59.5	51.2	
YES!	52.3	32.3	23.6	26.6	35.3	
N of Valid	4613	4308	3492	2819	15232	
N of Miss	81	36	20	23	160	

Table 34: The school lets my parents know when I have done something well.


Response	6	8	10	12	Total	
NO!	9.0	14.8	18.5	24.4	15.7	
no	28.5	41.8	47.8	47.2	40.2	
yes	41.7	32.9	26.3	23.2	32.3	
YES!	20.7	10.5	7.3	5.1	11.8	
N of Valid	4568	4299	3488	2814	15169	
N of Miss	126	50	24	30	230	

Table 35: My teachers praise me when I work hard in school.


Response	6	8	10	12	Total	
NO!	9.9	11.6	11.9	13.8	11.6	
no	30.1	37.0	42.6	39.7	36.7	
yes	44.0	40.8	38.2	39.6	40.9	
YES!	16.0	10.6	7.3	6.9	10.8	
N of Valid	4538	4286	3481	2818	15123	
N of Miss	158	59	31	26	274	

Table 36: Are your school grades better than the grades of most students in your class?

Response	6	8	10	12	Total	
NO!	6.5	6.7	6.2	5.0	6.2	
no	29.9	29.4	30.4	27.7	29.5	
yes	46.2	47.9	48.7	51.3	48.2	
YES!	17.4	15.9	14.6	15.9	16.1	
N of Valid	4525	4301	3489	2822	15137	
N of Miss	166	45	22	19	252	

Table 37: I have lots of chances to be part of class discussions or activities.

Response	6	8	10	12	Total	
NO!	3.2	3.5	2.5	3.1	3.1	
no	13.8	14.9	12.7	12.5	13.6	
yes	50.0	57.9	64.2	63.8	58.1	
YES!	33.1	23.8	20.5	20.5	25.2	
N of Valid	4610	4319	3504	2824	15257	
N of Miss	89	27	14	18	148	

Table 38: Now thinking back over the past year in school, how often did you: enjoy being in school?

Response	6	8	10	12	Total	
Never	4.8	5.6	6.0	6.7	5.6	
Seldom	6.0	7.9	11.1	13.8	9.2	
Sometimes	31.9	38.2	39.8	40.2	37.0	
Often	30.0	30.8	30.5	29.4	30.2	
Almost always	27.3	17.6	12.6	9.8	18.0	
N of Valid	4641	4321	3500	2824	15286	
N of Miss	56	28	19	19	122	

Table 39: Now thinking back over the past year in school, how often did you: hate being in school?






Response	6	8	10	12	Total	
Never	23.5	10.8	6.6	6.0	12.8	
Seldom	28.4	28.0	27.4	23.8	27.2	
Sometimes	31.7	38.8	40.8	40.4	37.4	
Often	9.9	14.9	16.7	20.3	14.8	
Almost always	6.5	7.6	8.5	9.6	7.8	
N of Valid	4611	4308	3489	2816	15224	
N of Miss	82	37	28	22	169	

Table 40: Now thinking back over the past year in school, how often did you: try to do your best work in school?






Response	6	8	10	12	Total	
Never	0.4	0.5	0.7	0.9	0.6	
Seldom	1.2	1.9	2.9	3.9	2.3	
Sometimes	5.6	10.7	18.2	20.2	12.6	
Often	20.1	31.0	37.7	40.2	30.9	
Almost always	72.7	55.9	40.4	34.9	53.6	
N of Valid	4594	4282	3481	2806	15163	
N of Miss	104	65	36	38	243	

Table 41: How often do you feel that the school work you are assigned is meaningful and important?






Response	6	8	10	12	Total	
Never	3.5	5.2	7.0	7.6	5.6	
Seldom	6.8	13.4	20.8	26.3	15.5	
Sometimes	22.8	32.2	38.2	36.9	31.6	
Often	34.9	32.4	24.9	23.2	29.7	
Almost always	32.0	16.8	9.1	6.0	17.6	
N of Valid	4611	4298	3485	2815	15209	
N of Miss	90	51	32	28	201	

Table 42: Putting them all together, what were your grades like last year?

Response	6	8	10	12	Total	
Mostly F's	1.0	1.5	1.2	0.3	1.0	
Mostly D's	2.5	3.9	4.8	2.6	3.5	
Mostly C's	11.5	16.3	23.2	24.2	17.9	
Mostly B's	36.4	36.9	39.5	41.5	38.2	
Mostly A's	48.6	41.4	31.3	31.4	39.4	
N of Valid	4490	4234	3451	2805	14980	
N of Miss	60	30	15	19	124	

Table 43: How important do you think the things you are learning in school are going to be for your later life?

Response	6	8	10	12	Total	
Very important	53.9	35.1	21.6	14.7	34.0	
Quite important	27.9	31.2	27.5	25.5	28.3	
Fairly important	13.4	22.5	31.1	33.7	23.8	
Slightly important	3.9	9.6	16.8	22.0	11.8	
Not at all important	0.9	1.6	3.0	4.1	2.2	
N of Valid	4654	4316	3504	2822	15296	
N of Miss	43	30	15	22	110	

Table 44: How interesting are most of your courses to you?

Response	6	8	10	12	Total	
Very interesting and stimulating	17.7	11.6	7.5	7.9	11.8	
Quite interesting	38.9	30.9	27.3	26.5	31.7	
Fairly interesting	30.6	38.1	40.9	40.7	37.0	
Slightly dull	9.2	13.7	18.0	18.2	14.2	
Very dull	3.6	5.7	6.3	6.6	5.4	
N of Valid	4558	4310	3503	2818	15189	
N of Miss	140	35	16	25	216	

Table 45: During the LAST FOUR WEEKS how many whole days of school have you missed because you skipped or 'cut'?

Response	6	8	10	12	Total	
None	78.9	79.6	74.4	64.7	75.5	
1	10.2	8.2	9.7	12.8	10.0	
2	4.2	4.9	5.4	8.1	5.4	
3	2.9	3.1	4.0	5.6	3.7	
4-5	2.6	2.9	3.9	5.7	3.6	
6-10	0.9	0.7	1.5	2.0	1.2	
11 or more	0.3	0.5	1.1	1.1	0.7	
N of Valid	4631	4316	3502	2818	15267	
N of Miss	66	33	16	25	140	

Table 46: What are the chances you would be seen as cool if you: smoked cigarettes?

Response	6	8	10	12	Total	
No or very little chance	89.1	73.4	64.9	61.8	74.0	
Little chance	6.6	13.8	17.3	20.0	13.6	
Some chance	2.4	7.7	11.1	11.3	7.5	
Pretty good chance	1.2	3.4	4.2	4.6	3.2	
Very good chance	0.7	1.8	2.6	2.2	1.7	
N of Valid	4552	4295	3491	2804	15142	
N of Miss	113	40	25	31	209	

Table 47: What are the chances you would be seen as cool if you: worked hard at school?

Response	6	8	10	12	Total	
No or very little chance	5.4	10.0	10.5	11.1	8.9	
Little chance	7.3	14.9	17.0	18.5	13.8	
Some chance	16.1	24.2	29.8	31.4	24.4	
Pretty good chance	29.1	28.5	26.0	26.1	27.6	
Very good chance	42.0	22.5	16.7	13.0	25.3	
N of Valid	4574	4296	3484	2802	15156	
N of Miss	122	52	32	39	245	

Table 48: What are the chances you would be seen as cool if you: began drinking alcoholic beverages regularly, that is, at least once or twice a month?






Response	6	8	10	12	Total	
No or very little chance	85.9	66.3	46.6	39.2	62.6	
Little chance	8.3	14.6	18.0	17.3	14.0	
Some chance	3.3	9.6	16.9	19.6	11.2	
Pretty good chance	1.8	6.2	12.5	16.0	8.2	
Very good chance	0.7	3.3	6.0	7.9	4.0	
N of Valid	4561	4301	3487	2811	15160	
N of Miss	131	45	30	31	237	

Table 49: What are the chances you would be seen as cool if you: defended someone who was being verbally abused at school?






Response	6	8	10	12	Total	
No or very little chance	14.5	11.1	11.0	10.3	11.9	
Little chance	9.0	12.0	12.7	14.1	11.7	
Some chance	17.1	24.0	28.3	29.2	23.9	
Pretty good chance	25.3	28.7	29.4	28.6	27.8	
Very good chance	34.1	24.2	18.5	17.8	24.7	
N of Valid	4542	4298	3489	2809	15138	
N of Miss	149	49	30	34	262	

Table 50: What are the chances you would be seen as cool if you: smoked marijuana?






Response	6	8	10	12	Total	
No or very little chance	92.5	72.9	54.6	46.9	69.8	
Little chance	3.8	10.0	13.7	16.0	10.1	
Some chance	1.8	7.0	13.4	15.8	8.5	
Pretty good chance	1.0	4.7	9.2	11.3	5.9	
Very good chance	1.0	5.3	9.1	9.9	5.7	
N of Valid	4549	4299	3480	2805	15133	
N of Miss	150	50	39	37	276	

Table 51: What are the chances you would be seen as cool if you: carried a handgun?






Response	6	8	10	12	Total	
No or very little chance	86.8	80.0	74.3	78.5	80.4	
Little chance	6.7	9.0	12.5	10.4	9.4	
Some chance	2.9	5.2	6.8	5.4	4.9	
Pretty good chance	1.5	2.6	2.9	2.7	2.4	
Very good chance	2.1	3.2	3.6	3.0	2.9	
N of Valid	4531	4288	3476	2807	15102	
N of Miss	165	58	41	35	299	

Table 52: What are the chances you would be seen as cool if you: regularly volunteered to do community service?






Response	6	8	10	12	Total	
No or very little chance	18.2	25.8	21.3	19.9	21.4	
Little chance	14.5	20.4	23.9	21.8	19.7	
Some chance	22.6	25.7	27.5	29.1	25.8	
Pretty good chance	22.5	16.6	17.0	19.6	19.0	
Very good chance	22.3	11.5	10.3	9.6	14.1	
N of Valid	4561	4302	3485	2813	15161	
N of Miss	140	47	34	30	251	

Table 53: Think of your four best friends (the friends you feel closest to). In the past year (12 months), how many of your best friends have: participated in clubs, organizations or activities at school?






Response	6	8	10	12	Total	
0	12.6	10.7	10.4	8.6	10.8	
1	13.4	11.0	11.9	11.1	12.0	
2	19.7	18.7	18.4	16.7	18.6	
3	18.1	18.5	17.6	18.2	18.1	
4	36.2	41.1	41.6	45.4	40.5	
N of Valid	4539	4276	3469	2803	15087	
N of Miss	153	66	48	37	304	

Table 54: Think of your four best friends (the friends you feel closest to). In the past year (12 months), how many of your best friends have: smoked cigarettes?






Response	6	8	10	12	Total	
0	92.8	75.3	60.0	49.6	72.3	
1	4.5	11.3	16.4	18.3	11.7	
2	1.5	6.4	10.5	13.1	7.1	
3	0.5	3.1	4.5	6.9	3.4	
4	0.7	4.0	8.6	12.1	5.6	
N of Valid	4580	4284	3467	2804	15135	
N of Miss	117	62	51	36	266	

Table 55: Think of your four best friends (the friends you feel closest to). In the past year (12 months), how many of your best friends have: tried beer, wine or hard liquor (for example, vodka, whiskey, or gin) when their parents didn't know about it?






Response	6	8	10	12	Total	
0	87.0	63.5	37.8	28.1	58.2	
1	7.5	13.2	17.5	14.1	12.6	
2	2.5	8.7	14.3	14.6	9.2	
3	1.2	5.2	9.8	12.6	6.4	
4	1.8	9.3	20.6	30.6	13.6	
N of Valid	4579	4287	3470	2810	15146	
N of Miss	120	56	47	32	255	

Table 56: Think of your four best friends (the friends you feel closest to). In the past year (12 months), how many of your best friends have: made a commitment to stay drug-free?






Response	6	8	10	12	Total	
0	11.3	21.8	29.9	34.4	22.8	
1	4.7	8.6	14.0	16.2	10.0	
2	6.1	9.4	12.2	11.9	9.5	
3	9.2	11.4	11.7	10.2	10.6	
4	68.7	48.9	32.3	27.4	47.1	
N of Valid	4560	4273	3462	2796	15091	
N of Miss	125	69	51	46	291	

Table 57: Think of your four best friends (the friends you feel closest to). In the past year (12 months), how many of your best friends have: used marijuana?






Response	6	8	10	12	Total	
0	96.3	78.5	56.8	46.3	72.9	
1	2.0	8.0	15.4	15.0	9.2	
2	0.7	4.7	9.0	12.4	5.9	
3	0.3	3.7	7.0	9.4	4.5	
4	0.8	5.1	11.9	16.8	7.5	
N of Valid	4537	4271	3462	2806	15076	
N of Miss	148	70	51	36	305	

Table 58: Think of your four best friends (the friends you feel closest to). In the past year (12 months), how many of your best friends have: tried to do well in school?






Response	6	8	10	12	Total	
0	2.2	3.3	3.4	3.5	3.0	
1	2.5	4.2	6.0	5.7	4.4	
2	6.6	10.8	14.3	14.3	11.0	
3	18.1	21.7	22.8	23.3	21.2	
4	70.7	60.1	53.5	53.3	60.5	
N of Valid	4554	4279	3458	2805	15096	
N of Miss	129	68	55	36	288	

Table 59: Think of your four best friends (the friends you feel closest to). In the past year (12 months), how many of your best friends have: used LSD, cocaine, amphetamines, or other illegal drugs?






Response	6	8	10	12	Total	
0	97.4	89.9	82.4	81.2	88.8	
1	1.5	5.5	9.2	9.9	6.0	
2	0.4	2.4	3.3	3.5	2.2	
3	0.2	1.1	2.1	2.1	1.3	
4	0.5	1.0	3.0	3.3	1.8	
N of Valid	4575	4289	3471	2806	15141	
N of Miss	126	59	47	37	269	

Table 60: Think of your four best friends (the friends you feel closest to). In the past year (12 months), how many of your best friends have: been suspended from school?






Response	6	8	10	12	Total	
0	73.2	63.8	64.1	73.8	68.6	
1	15.6	17.2	17.0	13.8	16.0	
2	6.1	9.2	9.5	7.0	7.9	
3	2.2	4.3	3.5	2.2	3.1	
4	2.9	5.6	5.9	3.2	4.4	
N of Valid	4559	4281	3462	2805	15107	
N of Miss	134	67	54	36	291	

Table 61: Think of your four best friends (the friends you feel closest to). In the past year (12 months), how many of your best friends have: liked school?






Response	6	8	10	12	Total	
0	11.6	19.4	24.3	24.8	19.1	
1	9.0	12.7	13.3	15.2	12.2	
2	20.3	21.4	25.0	24.2	22.4	
3	25.8	23.1	18.4	17.2	21.7	
4	33.4	23.4	19.0	18.6	24.5	
N of Valid	4571	4278	3461	2804	15114	
N of Miss	114	66	56	37	273	

Table 62: Think of your four best friends (the friends you feel closest to). In the past year (12 months), how many of your best friends have: carried a handgun?






Response	6	8	10	12	Total	
0	95.7	94.8	93.5	93.7	94.6	
1	2.5	3.1	3.4	3.0	3.0	
2	0.7	1.1	1.2	1.4	1.1	
3	0.4	0.5	0.7	0.7	0.6	
4	0.6	0.6	1.2	1.3	0.9	
N of Valid	4571	4293	3468	2804	15136	
N of Miss	130	56	51	38	275	

Table 63: Think of your four best friends (the friends you feel closest to). In the past year (12 months), how many of your best friends have: sold illegal drugs?






Response	6	8	10	12	Total	
0	98.5	92.1	82.3	79.4	89.4	
1	0.9	4.3	8.8	10.3	5.4	
2	0.3	1.8	4.4	4.9	2.5	
3	0.1	1.0	1.6	2.2	1.1	
4	0.2	0.8	2.9	3.2	1.6	
N of Valid	4520	4264	3448	2802	15034	
N of Miss	175	82	68	41	366	

Table 64: Think of your four best friends (the friends you feel closest to). In the past year (12 months), how many of your best friends have: regularly attended religious services?






Response	6	8	10	12	Total	
0	22.1	17.4	17.4	19.8	19.3	
1	11.4	13.3	16.9	17.0	14.3	
2	17.5	19.1	20.8	22.2	19.6	
3	19.0	20.0	19.8	17.3	19.2	
4	29.9	30.2	25.1	23.7	27.7	
N of Valid	4426	4264	3443	2806	14939	
N of Miss	267	82	72	36	457	

Table 65: Think of your four best friends (the friends you feel closest to). In the past year (12 months), how many of your best friends have: stolen or tried to steal a motor vehicle such as a car or motorcycle?






Response	6	8	10	12	Total	
0	96.7	93.2	90.3	94.2	93.8	
1	2.3	4.4	5.9	3.3	3.9	
2	0.4	1.3	2.0	1.0	1.1	
3	0.3	0.5	0.8	0.6	0.5	
4	0.2	0.6	1.1	1.0	0.7	
N of Valid	4582	4297	3464	2806	15149	
N of Miss	119	52	54	35	260	

Table 66: Think of your four best friends (the friends you feel closest to). In the past year (12 months), how many of your best friends have: been arrested?






Response	6	8	10	12	Total	
0	93.6	82.6	77.0	79.2	84.0	
1	4.7	10.2	12.1	11.0	9.1	
2	1.0	4.2	6.2	5.5	3.9	
3	0.2	1.8	2.0	1.8	1.4	
4	0.5	1.3	2.7	2.5	1.6	
N of Valid	4579	4285	3459	2806	15129	
N of Miss	122	63	60	37	282	

Table 67: Think of your four best friends (the friends you feel closest to). In the past year (12 months), how many of your best friends have: dropped out of school?






Response	6	8	10	12	Total	
0	94.9	94.0	90.2	86.8	92.1	
1	3.6	3.8	6.5	8.3	5.2	
2	0.8	1.0	1.7	2.7	1.4	
3	0.2	0.6	0.6	1.0	0.6	
4	0.4	0.6	1.0	1.1	0.7	
N of Valid	4579	4289	3463	2804	15135	
N of Miss	122	61	56	39	278	

Table 68: Think of your four best friends (the friends you feel closest to). In the past year (12 months), how many of your best friends have: been members of a gang?






Response	6	8	10	12	Total	
0	91.3	87.2	86.6	90.3	88.9	
1	4.8	5.9	5.9	3.9	5.2	
2	1.6	2.4	2.6	2.0	2.1	
3	0.7	1.2	1.3	1.3	1.1	
4	1.6	3.2	3.5	2.5	2.6	
N of Valid	4577	4286	3465	2807	15135	
N of Miss	124	61	54	36	275	

Table 69: How old were you when you first: smoked marijuana?


Response	6	8	10	12	Total	
Never	98.9	91.0	75.8	64.8	85.1	
10 or younger	0.5	1.2	1.7	1.7	1.2	
11	0.3	1.8	1.5	1.1	1.2	
12	0.2	2.1	2.1	2.0	1.5	
13	0.0	3.4	5.0	3.6	2.8	
14	0.0	0.5	6.3	4.8	2.5	
15	0.0	0.0	6.4	7.0	2.8	
16	0.0	0.0	1.0	9.4	2.0	
17 or older	0.0	0.0	0.2	5.5	1.1	
N of Valid	4622	4298	3460	2810	15190	
N of Miss	74	44	53	32	203	

Table 70: How old were you when you first: smoked a cigarette, even just a puff?


Response	6	8	10	12	Total	
Never	93.1	79.6	67.6	57.2	76.8	
10 or younger	4.7	7.6	8.9	7.5	7.0	
11	1.7	3.4	3.3	3.0	2.8	
12	0.4	4.1	3.6	3.6	2.8	
13	0.0	4.3	5.2	4.4	3.2	
14	0.0	0.9	5.4	5.7	2.5	
15	0.0	0.1	4.9	6.7	2.4	
16	0.0	0.0	0.9	6.7	1.5	
17 or older	0.0	0.0	0.2	5.1	1.0	
N of Valid	4611	4293	3455	2804	15163	
N of Miss	89	53	58	34	234	

Table 71: How old were you when you first: had more than a sip or two of beer, wine or hard liquor (for example, vodka, whiskey, or gin)?










Response	6	8	10	12	Total	
Never	83.3	64.9	44.3	32.9	59.9	
10 or younger	10.7	9.9	9.8	8.1	9.8	
11	4.8	6.3	3.8	2.2	4.5	
12	1.1	7.5	5.5	4.8	4.6	
13	0.0	8.7	9.4	7.1	5.9	
14	0.0	2.5	13.0	8.8	5.3	
15	0.0	0.3	12.1	12.4	5.1	
16	0.0	0.0	2.0	15.1	3.2	
17 or older	0.0	0.0	0.1	8.7	1.6	
N of Valid	4599	4295	3453	2800	15147	
N of Miss	95	46	63	41	245	

Table 72: How old were you when you first: began drinking alcoholic beverages regularly, that is, at least once or twice a month?










Response	6	8	10	12	Total	
Never	98.3	91.8	80.4	67.0	86.6	
10 or younger	0.8	1.0	0.8	0.8	0.9	
11	0.6	1.0	0.6	0.5	0.7	
12	0.2	2.0	1.4	0.8	1.1	
13	0.0	3.1	3.4	2.0	2.0	
14	0.0	1.0	5.1	3.5	2.1	
15	0.0	0.1	6.4	6.3	2.7	
16	0.0	0.0	1.6	10.6	2.3	
17 or older	0.0	0.0	0.1	8.4	1.6	
N of Valid	4606	4292	3458	2800	15156	
N of Miss	93	56	58	41	248	

Table 73: How old were you when you first: used phenoxydine (pox, px, breeze)?


Response	6	8	10	12	Total	
Never	100.0	100.0	100.0	100.0	100.0	
10 or younger	0.0	0.0	0.0	0.0	0.0	
11	0.0	0.0	0.0	0.0	0.0	
12	0.0	0.0	0.0	0.0	0.0	
13	0.0	0.0	0.0	0.0	0.0	
14	0.0	0.0	0.0	0.0	0.0	
15	0.0	0.0	0.0	0.0	0.0	
16	0.0	0.0	0.0	0.0	0.0	
17 or older	0.0	0.0	0.0	0.0	0.0	
N of Valid	4510	4284	3437	2800	15031	
N of Miss	190	63	74	39	366	

Table 74: How old were you when you first: got suspended from school?










Response	6	8	10	12	Total	
Never	91.7	84.0	78.8	79.7	84.3	
10 or younger	5.2	4.6	4.1	3.0	4.4	
11	2.6	2.7	2.4	1.6	2.4	
12	0.5	4.4	3.2	2.7	2.6	
13	0.1	3.6	4.5	3.0	2.6	
14	0.0	0.7	3.7	3.7	1.7	
15	0.0	0.1	2.5	2.5	1.1	
16	0.0	0.0	0.7	2.6	0.6	
17 or older	0.0	0.0	0.1	1.2	0.3	
N of Valid	4615	4293	3453	2798	15159	
N of Miss	84	47	61	40	232	

Table 75: How old were you when you first: got arrested?










Response	6	8	10	12	Total	
Never	98.7	95.4	92.0	91.2	94.9	
10 or younger	0.6	0.5	0.4	0.2	0.5	
11	0.5	0.6	0.5	0.1	0.5	
12	0.2	1.0	0.7	0.5	0.6	
13	0.0	1.7	1.5	1.0	1.0	
14	0.0	0.6	2.1	1.0	0.8	
15	0.0	0.1	1.9	1.4	0.7	
16	0.0	0.0	0.7	2.5	0.6	
17 or older	0.0	0.0	0.1	2.0	0.4	
N of Valid	4615	4296	3459	2801	15171	
N of Miss	86	51	58	41	236	

Table 76: How old were you when you first: carried a handgun?










Response	6	8	10	12	Total	
Never	96.9	96.3	95.0	95.0	96.0	
10 or younger	1.7	1.2	1.2	0.9	1.3	
11	1.2	0.7	0.5	0.3	0.7	
12	0.2	0.7	0.4	0.5	0.4	
13	0.0	0.8	0.7	0.5	0.5	
14	0.0	0.3	1.0	0.5	0.4	
15	0.0	0.0	1.0	0.8	0.4	
16	0.0	0.0	0.2	0.9	0.2	
17 or older	0.0	0.0	0.0	0.5	0.1	
N of Valid	4590	4280	3451	2793	15114	
N of Miss	108	67	64	47	286	

Table 77: How old were you when you first: attacked someone with the idea of seriously hurting them?


Response	6	8	10	12	Total	
Never	90.5	85.7	83.3	85.1	86.5	
10 or younger	5.2	4.3	3.9	3.3	4.3	
11	3.3	1.9	1.4	1.0	2.0	
12	0.9	2.8	2.4	1.6	1.9	
13	0.1	3.9	2.9	2.0	2.2	
14	0.0	1.3	2.8	1.4	1.3	
15	0.0	0.1	2.5	2.3	1.0	
16	0.0	0.0	0.7	2.0	0.5	
17 or older	0.0	0.0	0.1	1.4	0.3	
N of Valid	4601	4293	3456	2800	15150	
N of Miss	89	47	60	40	236	

Table 78: How old were you when you first: belonged to a gang?


Response	6	8	10	12	Total	
Never	97.5	95.6	95.5	96.2	96.2	
10 or younger	1.1	0.7	0.7	0.7	0.8	
11	1.1	0.7	0.4	0.2	0.7	
12	0.2	0.8	0.9	0.4	0.6	
13	0.0	1.6	0.8	0.5	0.8	
14	0.0	0.4	0.7	0.2	0.3	
15	0.0	0.1	0.7	0.7	0.3	
16	0.0	0.0	0.3	0.3	0.1	
17 or older	0.0	0.0	0.0	0.8	0.2	
N of Valid	4613	4303	3460	2797	15173	
N of Miss	86	42	56	43	227	

Table 79: How wrong do you think it is for someone your age to: take a handgun to school?





Response	6	8	10	12	Total	
Very wrong	92.0	87.4	85.9	91.1	89.1	
Wrong	6.5	10.0	10.1	6.3	8.3	
A little bit wrong	1.0	2.1	3.1	1.6	1.9	
Not wrong at all	0.5	0.5	0.9	1.0	0.7	
N of Valid	4652	4324	3468	2812	15256	
N of Miss	43	24	50	30	147	

Table 80: How wrong do you think it is for someone your age to: steal anything worth more than \$5?





Response	6	8	10	12	Total	
Very wrong	66.1	53.7	50.1	58.8	57.6	
Wrong	27.1	32.3	33.9	30.2	30.7	
A little bit wrong	5.8	12.2	13.3	9.8	10.1	
Not wrong at all	1.0	1.9	2.6	1.3	1.7	
N of Valid	4635	4315	3462	2808	15220	
N of Miss	58	32	55	33	178	

Table 81: How wrong do you think it is for someone your age to: pick a fight with someone?





Response	6	8	10	12	Total	
Very wrong	57.4	37.0	31.5	37.0	42.0	
Wrong	28.6	34.4	34.4	34.8	32.7	
A little bit wrong	11.1	22.0	27.3	23.3	20.1	
Not wrong at all	2.9	6.6	6.8	4.9	5.2	
N of Valid	4609	4297	3444	2793	15143	
N of Miss	87	49	72	50	258	

Table 82: How wrong do you think it is for someone your age to: attack someone with the idea of seriously hurting them?





Response	6	8	10	12	Total	
Very wrong	84.4	69.4	63.5	66.6	72.1	
Wrong	10.9	20.0	23.5	21.4	18.3	
A little bit wrong	3.5	7.5	9.7	9.4	7.1	
Not wrong at all	1.3	3.0	3.3	2.6	2.5	
N of Valid	4629	4310	3456	2805	15200	
N of Miss	68	37	61	37	203	

Table 83: How wrong do you think it is for someone your age to: stay away from school all day when their parents think they are at school?





Response	6	8	10	12	Total	
Very wrong	83.4	60.8	44.2	34.6	59.1	
Wrong	12.6	26.2	31.8	33.2	24.6	
A little bit wrong	3.0	10.2	18.9	25.3	12.8	
Not wrong at all	0.9	2.8	5.1	6.8	3.5	
N of Valid	4637	4319	3458	2804	15218	
N of Miss	61	31	59	37	188	

Table 84: How wrong do you think it is for someone your age to: drink beer, wine or hard liquor (for example, vodka, whiskey, or gin) regularly?





Response	6	8	10	12	Total	
Very wrong	90.9	69.2	47.4	38.6	65.2	
Wrong	6.5	17.4	23.5	24.2	16.7	
A little bit wrong	2.0	9.0	20.0	24.3	12.2	
Not wrong at all	0.6	4.3	9.0	12.9	5.8	
N of Valid	4644	4318	3461	2806	15229	
N of Miss	56	32	58	37	183	

Table 85: How wrong do you think it is for someone your age to: smoke cigarettes?


Response	6	8	10	12	Total	
Very wrong	91.9	75.2	59.7	47.6	71.7	
Wrong	6.0	15.6	20.7	21.5	14.9	
A little bit wrong	1.4	5.8	11.3	17.2	7.8	
Not wrong at all	0.7	3.4	8.3	13.7	5.6	
N of Valid	4643	4318	3459	2807	15227	
N of Miss	57	32	57	35	181	

Table 86: How wrong do you think it is for someone your age to: smoke marijuana?


Response	6	8	10	12	Total	
Very wrong	96.7	81.7	63.1	52.6	76.7	
Wrong	2.0	8.9	15.5	17.1	9.8	
A little bit wrong	0.6	5.0	10.4	14.9	6.7	
Not wrong at all	0.7	4.4	11.0	15.5	6.8	
N of Valid	4638	4320	3458	2810	15226	
N of Miss	62	30	59	33	184	

Table 87: How wrong do you think it is for someone your age to: use LSD, cocaine, amphetamines or another illegal drug?


Response	6	8	10	12	Total	
Very wrong	98.1	92.3	87.5	85.2	91.7	
Wrong	1.3	5.2	8.1	9.0	5.4	
A little bit wrong	0.1	1.5	2.8	3.4	1.7	
Not wrong at all	0.5	1.0	1.6	2.4	1.2	
N of Valid	4641	4322	3463	2809	15235	
N of Miss	59	28	56	34	177	

Table 88: At school during the past 12 months, did you receive help from the resource teacher, speech therapist or other special education teacher?



Response	6	8	10	12	Total	
No	78.0	85.9	89.6	91.3	85.4	
Yes	22.0	14.1	10.4	8.7	14.6	
N of Valid	4402	4183	3365	2753	14703	
N of Miss	299	165	153	90	707	

Table 89: How many times in the past year (12 months) have you: been suspended from school?








Response	6	8	10	12	Total	
Never	93.9	89.5	88.1	92.3	91.0	
1 to 2 times	5.1	8.0	8.6	6.3	6.9	
3 to 5 times	0.6	1.6	1.9	1.0	1.3	
6 to 9 times	0.2	0.6	0.6	0.3	0.4	
10 to 19 times	0.0	0.2	0.4	0.0	0.2	
20 to 29 times	0.1	0.0	0.1	0.0	0.1	
30 to 39 times	0.0	0.0	0.1	0.0	0.0	
40+ times	0.1	0.1	0.1	0.1	0.1	
N of Valid	4650	4314	3456	2810	15230	
N of Miss	51	32	61	33	177	

Table 90: How many times in the past year (12 months) have you: carried a handgun?








Response	6	8	10	12	Total	
Never	96.8	96.7	96.0	96.0	96.5	
1 to 2 times	2.0	1.7	1.9	1.1	1.7	
3 to 5 times	0.4	0.6	0.7	0.8	0.6	
6 to 9 times	0.2	0.3	0.3	0.3	0.3	
10 to 19 times	0.1	0.3	0.3	0.5	0.3	
20 to 29 times	0.1	0.1	0.3	0.2	0.2	
30 to 39 times	0.0	0.0	0.0	0.1	0.0	
40+ times	0.3	0.3	0.5	0.9	0.5	
N of Valid	4631	4315	3457	2809	15212	
N of Miss	68	34	62	34	198	

Table 91: How many times in the past year (12 months) have you: sold illegal drugs?









Response	6	8	10	12	Total	
Never	99.8	97.9	94.2	91.7	96.5	
1 to 2 times	0.1	1.2	2.2	3.3	1.5	
3 to 5 times	0.0	0.2	1.2	1.3	0.6	
6 to 9 times	0.0	0.2	0.7	1.1	0.4	
10 to 19 times	0.0	0.1	0.5	0.6	0.3	
20 to 29 times	0.0	0.1	0.3	0.7	0.2	
30 to 39 times	0.0	0.0	0.1	0.2	0.1	
40+ times	0.0	0.2	0.8	1.0	0.4	
N of Valid	4609	4290	3435	2803	15137	
N of Miss	91	60	83	40	274	

Table 92: How many times in the past year (12 months) have you: stolen or tried to steal a motor vehicle such as a car or motorcycle?






Response	6	8	10	12	Total	
Never	99.1	98.1	97.8	98.5	98.4	
1 to 2 times	0.7	1.3	1.5	1.0	1.1	
3 to 5 times	0.1	0.3	0.2	0.1	0.2	
6 to 9 times	0.0	0.1	0.2	0.1	0.1	
10 to 19 times	0.0	0.0	0.0	0.1	0.0	
20 to 29 times	0.0	0.1	0.0	0.0	0.0	
30 to 39 times	0.0	0.0	0.1	0.0	0.0	
40+ times	0.0	0.0	0.2	0.2	0.1	
N of Valid	4632	4310	3447	2808	15197	
N of Miss	67	35	69	36	207	

Table 93: How many times in the past year (12 months) have you: participated in clubs, organizations or activities at school?









Response	6	8	10	12	Total	
Never	21.1	20.6	20.0	17.2	20.0	
1 to 2 times	29.5	25.9	18.8	14.0	23.2	
3 to 5 times	20.0	17.5	15.5	13.3	17.1	
6 to 9 times	9.6	9.7	9.4	9.9	9.6	
10 to 19 times	7.2	7.9	8.6	10.6	8.4	
20 to 29 times	3.7	4.0	5.6	8.1	5.0	
30 to 39 times	1.8	2.1	2.8	3.2	2.4	
40+ times	6.9	12.2	19.4	23.7	14.4	
N of Valid	4610	4308	3447	2809	15174	
N of Miss	84	36	69	34	223	

Table 94: How many times in the past year (12 months) have you: been arrested?







Response	6	8	10	12	Total	
Never	98.6	96.1	94.2	94.9	96.2	
1 to 2 times	1.1	3.0	4.5	4.2	3.0	
3 to 5 times	0.2	0.5	0.8	0.6	0.5	
6 to 9 times	0.0	0.2	0.2	0.1	0.1	
10 to 19 times	0.0	0.1	0.1	0.1	0.1	
20 to 29 times	0.0	0.0	0.0	0.0	0.0	
30 to 39 times	0.0	0.0	0.0	0.0	0.0	
40+ times	0.0	0.0	0.2	0.1	0.1	
N of Valid	4625	4314	3452	2803	15194	
N of Miss	69	32	64	38	203	

Table 95: How many times in the past year (12 months) have you: done extra work on your own for school?









Response	6	8	10	12	Total	
Never	22.1	29.1	28.6	26.8	26.4	
1 to 2 times	29.6	27.0	21.6	16.6	24.7	
3 to 5 times	17.5	16.3	16.2	16.0	16.6	
6 to 9 times	11.1	9.9	11.2	11.8	10.9	
10 to 19 times	6.4	7.0	9.5	10.5	8.0	
20 to 29 times	4.2	3.9	5.0	7.0	4.8	
30 to 39 times	2.1	1.9	2.3	3.2	2.3	
40+ times	7.0	4.8	5.7	8.0	6.3	
N of Valid	4603	4302	3446	2802	15153	
N of Miss	91	44	68	38	241	

Table 96: How many times in the past year (12 months) have you: attacked someone with the idea of seriously hurting them?









Response	6	8	10	12	Total	
Never	91.4	87.4	87.4	91.5	89.4	
1 to 2 times	5.8	8.2	8.5	5.6	7.1	
3 to 5 times	1.3	2.1	1.7	1.4	1.7	
6 to 9 times	0.5	0.9	1.2	0.6	0.8	
10 to 19 times	0.3	0.6	0.4	0.3	0.4	
20 to 29 times	0.2	0.2	0.2	0.2	0.2	
30 to 39 times	0.1	0.1	0.0	0.0	0.1	
40+ times	0.5	0.4	0.5	0.4	0.4	
N of Valid	4623	4310	3446	2807	15186	
N of Miss	78	39	72	36	225	

Table 97: How many times in the past year (12 months) have you: been drunk or high at school?









Response	6	8	10	12	Total	
Never	98.5	93.5	86.6	82.3	91.4	
1 to 2 times	1.0	4.0	6.5	6.3	4.1	
3 to 5 times	0.2	1.2	2.1	3.5	1.5	
6 to 9 times	0.1	0.6	1.2	2.1	0.8	
10 to 19 times	0.0	0.3	1.3	1.8	0.7	
20 to 29 times	0.0	0.2	0.6	0.8	0.3	
30 to 39 times	0.0	0.1	0.4	0.5	0.2	
40+ times	0.1	0.2	1.3	2.7	0.9	
N of Valid	4606	4293	3446	2801	15146	
N of Miss	86	51	70	38	245	

Table 98: How many times in the past year (12 months) have you: volunteered to do community service?









Response	6	8	10	12	Total	
Never	42.8	47.1	43.7	35.1	42.8	
1 to 2 times	25.7	22.3	19.9	16.3	21.7	
3 to 5 times	12.7	12.7	13.3	14.0	13.1	
6 to 9 times	7.2	7.1	8.8	11.2	8.3	
10 to 19 times	4.5	4.6	6.6	8.8	5.8	
20 to 29 times	2.2	2.6	3.0	5.8	3.2	
30 to 39 times	1.3	1.2	1.4	2.2	1.5	
40+ times	3.7	2.4	3.2	6.7	3.8	
N of Valid	4600	4307	3449	2806	15162	
N of Miss	95	40	69	36	240	

Table 99: How many times in the past year (12 months) have you: taken a handgun to school?





Response	6	8	10	12	Total	
Never	99.7	99.4	99.2	99.4	99.4	
1 to 2 times	0.2	0.4	0.4	0.2	0.3	
3 to 5 times	0.0	0.0	0.1	0.1	0.0	
6 to 9 times	0.0	0.0	0.1	0.1	0.1	
10 to 19 times	0.0	0.0	0.1	0.0	0.0	
20 to 29 times	0.0	0.0	0.0	0.1	0.0	
30 to 39 times	0.0	0.0	0.0	0.0	0.0	
40+ times	0.1	0.0	0.1	0.1	0.1	
N of Valid	4633	4316	3447	2808	15204	
N of Miss	68	34	71	36	209	

Table 100: Are you currently on probation, or assigned a probation officer with Juvenile Court?



Response	6	8	10	12	Total	
No	99.0	97.1	97.2	97.7	97.8	
Yes	1.0	2.9	2.8	2.3	2.2	
N of Valid	4043	3890	3140	2601	13674	
N of Miss	658	460	379	243	1740	

Table 101: Have you ever belonged to a gang?






Response	6	8	10	12	Total	
No	94.9	92.3	92.8	93.6	93.5	
No, but would like to	1.1	1.5	1.3	1.9	1.4	
Yes, in the past	2.7	4.3	4.1	2.9	3.5	
Yes, belong now	0.9	1.6	1.4	1.4	1.3	
Yes, but would like to get out	0.4	0.3	0.3	0.2	0.3	
N of Valid	4628	4315	3449	2809	15201	
N of Miss	71	35	70	31	207	

Table 102: If you have ever belonged to a gang, did that gang have a name?

Response	6	8	10	12	Total	
No	8.2	7.4	9.0	13.6	9.1	
Yes	3.1	5.7	5.6	4.4	4.7	
I have never belonged to a gang	88.7	86.9	85.3	82.0	86.2	
N of Valid	4546	4255	3384	2771	14956	
N of Miss	145	80	118	54	397	

Table 103: How many times have you done the following things? done what feels good no matter what.

Response	6	8	10	12	Total	
Never	46.3	39.6	28.7	25.3	36.4	
I've done it, but not in the past year	13.4	14.8	13.2	14.2	13.9	
Less than once a month	6.7	9.9	14.6	14.4	10.8	
About once a month	5.6	7.0	9.9	10.9	8.0	
2 or 3 times a month	8.1	8.0	10.6	11.4	9.3	
Once a week or more	19.8	20.7	23.0	23.8	21.6	
N of Valid	4427	4237	3402	2793	14859	
N of Miss	265	106	114	49	534	

Table 104: How many times have you done the following things? done something dangerous because someone dared you to do it.

Response	6	8	10	12	Total	
Never	75.3	58.9	50.1	49.8	60.2	
I've done it, but not in the past year	15.1	20.2	22.9	21.8	19.6	
Less than once a month	4.3	8.9	11.3	13.2	8.8	
About once a month	1.9	4.3	6.9	7.4	4.7	
2 or 3 times a month	1.4	4.0	4.8	4.7	3.5	
Once a week or more	1.9	3.6	4.1	3.1	3.1	
N of Valid	4572	4297	3428	2801	15098	
N of Miss	128	53	87	41	309	

Table 105: How many times have you done the following things? done crazy things even if they are a little dangerous.







Response	6	8	10	12	Total	
Never	63.2	43.1	30.9	29.3	43.8	
I've done it, but not in the past year	20.4	23.0	22.4	21.2	21.7	
Less than once a month	5.9	11.6	16.4	18.3	12.2	
About once a month	3.2	7.2	10.4	11.5	7.5	
2 or 3 times a month	2.8	6.0	9.6	9.5	6.5	
Once a week or more	4.5	9.2	10.4	10.2	8.2	
N of Valid	4564	4288	3430	2801	15083	
N of Miss	132	59	86	43	320	

Table 106: You're looking at CD's in a music store with a friend. You look up and see her slip a CD under her coat. She smiles and says 'Which one do you want? Go ahead, take it while nobody's around.' There is nobody in sight, no employees and no other customers. What would you do now?





Response	6	8	10	12	Total	
Ignore her	11.2	14.7	21.1	24.1	16.9	
Grab a CD and leave the store	2.3	6.3	8.4	6.7	5.6	
Tell her to put the CD back	65.4	45.1	38.1	36.9	48.1	
Act like it is a joke, and ask her to put the CD back	21.1	33.8	32.4	32.3	29.4	
N of Valid	4571	4296	3422	2806	15095	
N of Miss	101	44	87	33	265	

Table 107: You are visiting another part of town, and you don't know any of the people your age there. You are walking down the street, and some teenager you don't know is walking toward you. He is about your size, and as he is about to pass you, he deliberately bumps into you and you almost lose your balance. What would you say or do?





Response	6	8	10	12	Total	
Push the person back	10.1	15.6	14.7	12.0	13.1	
Say 'Excuse me' and keep on walking	55.3	46.5	49.2	53.6	51.1	
Say 'Watch where you are going' and keep on walking	29.4	27.3	25.3	22.7	26.6	
Swear at the person and walk away	5.3	10.6	10.7	11.7	9.2	
N of Valid	4555	4272	3399	2797	15023	
N of Miss	127	51	103	41	322	

Table 108: You are at a party at someone's house, and one of your friends offers you a drink containing alcohol. What would you say or do?





Response	6	8	10	12	Total	
Drink it	3.1	16.3	31.1	39.2	19.9	
Tell your friend, 'No thanks, I don't drink' and suggest that you and your friend go and do something else	52.6	40.9	31.9	25.7	39.6	
Just say, 'No thanks' and walk away	25.4	28.0	28.1	28.9	27.4	
Make up a good excuse, tell your friend you had something else to do, and leave	18.9	14.9	9.0	6.3	13.1	
N of Valid	4567	4289	3418	2803	15077	
N of Miss	110	46	94	37	287	

Table 109: It's 8:00 on a weeknight and you are about to go over to a friend's home when your mother asks you where you are going. You say 'Oh, just going to go hang out with some friends.' She says, 'No, you'll just get into trouble if you go out. Stay home tonight.' What would you do now?





Response	6	8	10	12	Total	
Leave the house anyway	2.6	6.0	7.5	8.1	5.7	
Explain what you are going to do with your friends, tell her when you will get home, and ask if you can go out	56.5	66.9	72.5	76.9	66.9	
Not say anything and start watching TV	36.8	18.9	12.9	8.7	21.1	
Get into an argument with her	4.1	8.2	7.1	6.3	6.3	
N of Valid	4554	4283	3398	2798	15033	
N of Miss	130	47	98	38	313	

Table 110: How often do you attend religious services or activities?





Response	6	8	10	12	Total	
Never	16.1	13.9	14.1	17.7	15.3	
Rarely	24.1	22.2	26.3	25.1	24.3	
1-2 Times a Month	13.2	13.7	12.5	13.7	13.3	
About Once a Week or More	46.5	50.2	47.1	43.5	47.1	
N of Valid	4509	4302	3417	2803	15031	
N of Miss	184	46	100	39	369	

Table 111: I do the opposite of what people tell me, just to get them mad.





Response	6	8	10	12	Total	
Very False	54.2	38.0	34.9	40.6	42.7	
Somewhat False	28.8	33.0	33.1	31.9	31.5	
Somewhat True	15.0	25.5	28.9	24.5	22.9	
Very True	2.0	3.5	3.1	3.0	2.9	
N of Valid	4550	4304	3409	2796	15059	
N of Miss	144	46	105	45	340	

Table 112: I like to see how much I can get away with.





Response	6	8	10	12	Total	
Very False	64.4	44.8	34.9	35.7	46.8	
Somewhat False	22.3	26.7	30.2	29.9	26.8	
Somewhat True	10.4	22.3	28.0	27.2	20.9	
Very True	2.9	6.2	6.8	7.2	5.5	
N of Valid	4543	4295	3407	2797	15042	
N of Miss	154	54	111	44	363	

Table 113: I ignore rules that get in my way.





Response	6	8	10	12	Total	
Very False	70.9	52.3	42.9	40.5	53.6	
Somewhat False	18.6	26.1	28.8	31.0	25.3	
Somewhat True	8.2	17.1	22.6	23.0	16.7	
Very True	2.2	4.5	5.8	5.5	4.3	
N of Valid	4553	4298	3404	2796	15051	
N of Miss	147	50	112	47	356	

Table 114: I think sometimes it's okay to cheat at school.

Response	6	8	10	12	Total	
NO!	70.7	40.6	25.4	20.0	42.5	
no	22.8	37.6	39.4	37.9	33.5	
yes	5.9	18.9	30.8	35.4	20.7	
YES!	0.7	2.9	4.5	6.7	3.3	
N of Valid	4580	4311	3412	2804	15107	
N of Miss	118	36	104	38	296	

Table 115: It is important to think before you act.

Response	6	8	10	12	Total	
NO!	1.6	1.8	1.4	1.4	1.6	
no	3.4	5.8	4.5	2.9	4.2	
yes	26.8	38.3	42.7	40.5	36.2	
YES!	68.3	54.1	51.4	55.3	58.0	
N of Valid	4578	4297	3408	2805	15088	
N of Miss	117	45	109	39	310	

Table 116: Sometimes I think that life is not worth it.

Response	6	8	10	12	Total	
NO!	57.2	47.6	45.5	45.6	49.6	
no	21.7	23.3	25.5	27.9	24.2	
yes	15.7	20.4	21.5	20.5	19.2	
YES!	5.4	8.8	7.6	6.0	7.0	
N of Valid	4487	4274	3385	2802	14948	
N of Miss	210	72	129	42	453	

Table 117: At times I think I am no good at all.

Response	6	8	10	12	Total	
NO!	35.5	30.5	31.3	31.3	32.3	
no	25.9	27.6	28.8	30.1	27.8	
yes	28.9	30.5	30.5	31.4	30.2	
YES!	9.8	11.3	9.5	7.2	9.7	
N of Valid	4512	4285	3395	2795	14987	
N of Miss	182	64	121	47	414	

Table 118: All in all, I am inclined to think that I am a failure.

Response	6	8	10	12	Total	
NO!	54.5	47.5	46.3	46.7	49.2	
no	28.0	32.1	34.3	36.0	32.1	
yes	13.0	14.7	13.9	13.5	13.8	
YES!	4.5	5.7	5.5	3.9	5.0	
N of Valid	4469	4277	3385	2799	14930	
N of Miss	226	72	131	44	473	

Table 119: In the past year, have you felt depressed or sad MOST days, even if you felt okay sometimes?

Response	6	8	10	12	Total	
NO!	33.3	33.5	31.4	32.7	32.8	
no	25.8	25.5	28.2	31.9	27.4	
yes	27.8	26.5	26.9	24.6	26.6	
YES!	13.2	14.5	13.5	10.8	13.2	
N of Valid	4515	4295	3393	2798	15001	
N of Miss	175	48	124	44	391	

Table 120: It is all right to beat up people if they start the fight.





Response	6	8	10	12	Total	
NO!	56.6	33.3	27.4	28.5	38.1	
no	22.8	24.1	24.2	23.8	23.7	
yes	13.6	25.3	27.6	27.6	22.7	
YES!	7.1	17.4	20.7	20.1	15.5	
N of Valid	4532	4293	3394	2792	15011	
N of Miss	159	55	122	49	385	

Table 121: I think it is okay to take something without asking if you can get away with it.





Response	6	8	10	12	Total	
NO!	78.4	60.1	54.0	55.1	63.3	
no	18.4	31.7	36.0	37.5	29.8	
yes	2.3	6.5	8.1	6.1	5.5	
YES!	0.9	1.7	1.9	1.4	1.4	
N of Valid	4509	4284	3391	2793	14977	
N of Miss	187	62	126	50	425	

Table 122: Sometimes we don't know what we will do as adults, but we may have an idea. Please answer how true these statements may be for you. WHEN I AM AN ADULT I WILL: smoke cigarettes.





Response	6	8	10	12	Total	
NO!	85.6	77.1	73.1	70.5	77.5	
no	12.3	17.4	17.8	17.8	16.0	
yes	1.8	4.4	6.8	8.5	4.9	
YES!	0.3	1.1	2.3	3.2	1.5	
N of Valid	4522	4283	3385	2792	14982	
N of Miss	175	62	128	48	413	

Table 123: Sometimes we don't know what we will do as adults, but we may have an idea. Please answer how true these statements may be for you. WHEN I AM AN ADULT I WILL: drink beer, wine, or liquor.


Response	6	8	10	12	Total	
NO!	61.8	39.6	28.6	23.2	40.7	
no	20.3	23.9	20.9	16.9	20.8	
yes	16.4	30.2	39.5	40.8	30.1	
YES!	1.6	6.3	11.1	19.0	8.3	
N of Valid	4501	4281	3381	2793	14956	
N of Miss	192	64	133	49	438	

Table 124: Sometimes we don't know what we will do as adults, but we may have an idea. Please answer how true these statements may be for you. WHEN I AM AN ADULT I WILL: smoke marijuana.


Response	6	8	10	12	Total	
NO!	93.1	80.7	70.1	64.9	79.1	
no	6.2	13.1	17.1	18.6	13.0	
yes	0.5	4.1	8.0	10.1	5.0	
YES!	0.1	2.1	4.7	6.4	2.9	
N of Valid	4509	4283	3380	2791	14963	
N of Miss	186	66	136	52	440	

Table 125: Sometimes we don't know what we will do as adults, but we may have an idea. Please answer how true these statements may be for you. WHEN I AM AN ADULT I WILL: use LSD, cocaine, amphetamines or another illegal drug.


Response	6	8	10	12	Total	
NO!	95.1	90.8	89.3	87.8	91.2	
no	4.9	8.4	8.9	9.1	7.6	
yes	0.1	0.6	1.2	2.1	0.9	
YES!	0.0	0.2	0.6	1.0	0.4	
N of Valid	4513	4289	3388	2788	14978	
N of Miss	186	61	131	55	433	

Table 126: How much do you think people risk harming themselves (physically or in other ways) if they: smoked one or more packs of cigarettes per day?


Response	6	8	10	12	Total	
No risk	10.7	5.2	3.9	3.1	6.2	
Slight risk	6.5	5.0	6.6	5.0	5.8	
Moderate risk	15.8	18.4	18.4	19.5	17.8	
Great risk	67.0	71.5	71.1	72.3	70.2	
N of Valid	4447	4265	3357	2766	14835	
N of Miss	246	80	158	72	556	

Table 127: How much do you think people risk harming themselves (physically or in other ways) if they: try marijuana once or twice?


Response	6	8	10	12	Total	
No risk	12.3	12.2	23.5	31.9	18.5	
Slight risk	14.4	17.9	23.8	27.5	20.0	
Moderate risk	27.0	25.7	21.6	17.6	23.6	
Great risk	46.4	44.2	31.2	22.9	37.9	
N of Valid	4424	4257	3348	2756	14785	
N of Miss	271	91	166	84	612	

Table 128: How much do you think people risk harming themselves (physically or in other ways) if they: smoke marijuana regularly?


Response	6	8	10	12	Total	
No risk	11.6	7.9	11.1	13.2	10.7	
Slight risk	3.4	6.5	11.8	17.6	8.9	
Moderate risk	8.8	11.5	18.1	21.6	14.0	
Great risk	76.2	74.1	59.0	47.6	66.4	
N of Valid	4380	4223	3321	2742	14666	
N of Miss	316	124	194	96	730	

Table 129: How much do you think people risk harming themselves (physically or in other ways) if they: take one or two drinks of an alcoholic beverage (beer, wine, liquor) nearly every day?

Response	6	8	10	12	Total	
No risk	13.2	10.0	10.1	11.3	11.2	
Slight risk	17.6	21.3	22.5	24.1	21.0	
Moderate risk	26.4	30.3	30.5	32.2	29.5	
Great risk	42.8	38.4	37.0	32.4	38.3	
N of Valid	4411	4247	3345	2764	14767	
N of Miss	284	99	172	77	632	

Table 130: How much do you think people risk harming themselves (physically or in other ways) if they: have five or more drinks once or twice each weekend?

Response	6	8	10	12	Total	
No risk	11.6	7.4	7.1	7.2	8.6	
Slight risk	9.8	11.5	12.6	17.5	12.4	
Moderate risk	21.4	25.0	28.1	31.2	25.8	
Great risk	57.1	56.1	52.3	44.0	53.3	
N of Valid	4415	4260	3353	2762	14790	
N of Miss	282	84	166	80	612	

Table 131: Have you ever used smokeless tobacco (chew, snuff, plug, dipping tobacco, or chewing tobacco)?

Response	6	8	10	12	Total	
Never	96.6	90.3	84.1	79.9	88.9	
Once or Twice	2.6	5.7	8.0	9.1	5.9	
Once in a while but not regularly	0.3	2.0	3.1	4.1	2.1	
Regularly in the past	0.2	1.1	1.9	2.8	1.3	
Regularly now	0.2	0.9	2.9	4.1	1.7	
N of Valid	4459	4278	3350	2769	14856	
N of Miss	242	72	169	75	558	

Table 132: How often have you taken smokeless tobacco during the past 30 days?







Response	6	8	10	12	Total	
Not at all	99.1	96.6	93.6	91.4	95.7	
Once or twice	0.6	1.9	2.7	2.9	1.9	
Once or twice per week	0.1	0.6	0.6	1.0	0.5	
Three to five times per week	0.0	0.3	0.5	0.7	0.3	
About once a day	0.0	0.2	0.7	0.6	0.4	
More than once a day	0.1	0.5	1.8	3.4	1.2	
N of Valid	4449	4271	3335	2766	14821	
N of Miss	252	77	183	77	589	

Table 133: Have you ever smoked cigarettes?






Response	6	8	10	12	Total	
Never	94.0	81.1	70.1	60.8	78.7	
Once or Twice	4.8	11.4	15.0	15.6	11.0	
Once in a while but not regularly	0.6	4.0	6.1	10.9	4.7	
Regularly in the past	0.4	2.0	4.0	5.2	2.6	
Regularly now	0.1	1.5	4.8	7.6	3.0	
N of Valid	4452	4265	3345	2763	14825	
N of Miss	249	84	174	79	586	

Table 134: How frequently have you smoked cigarettes during the past 30 days?








Response	6	8	10	12	Total	
Not at all	99.1	95.1	89.4	83.3	92.8	
Less than one cigarette per day	0.7	3.1	4.7	7.7	3.6	
One to five cigarettes per day	0.1	1.1	3.7	5.4	2.2	
About one-half pack per day	0.0	0.3	1.2	2.3	0.8	
About one pack per day	0.0	0.1	0.5	0.8	0.3	
About one and one-half packs per day	0.0	0.1	0.2	0.4	0.1	
Two packs or more per day	0.1	0.1	0.2	0.3	0.2	
N of Valid	4450	4267	3335	2766	14818	
N of Miss	251	81	183	77	592	

Table 135: Which statement best describes rules about smoking inside your home?






Response	6	8	10	12	Total	
Smoking is not allowed anywhere inside your home	75.1	72.7	74.9	76.8	74.7	
Smoking is allowed in some places and at some times	6.5	5.8	5.5	5.9	6.0	
Smoking is allowed anywhere inside the home	1.7	2.5	2.5	2.8	2.3	
There are no rules about smoking inside the home	2.9	5.5	5.5	5.9	4.8	
I don't know	13.7	13.6	11.6	8.6	12.2	
N of Valid	4409	4256	3327	2753	14745	
N of Miss	281	86	184	87	638	

Table 136: Which statement best describes rules about smoking in your family cars?







Response	6	8	10	12	Total	
Smoking is never allowed in any car	70.7	65.8	67.3	67.4	67.9	
Smoking is allowed sometimes or in some cars	9.3	9.4	9.8	11.9	10.0	
Smoking is allowed in any car anytime	2.8	4.0	4.5	3.7	3.7	
There are no rules about smoking in the car	4.4	7.2	7.6	7.4	6.5	
We do not have a family car	0.7	0.7	0.5	1.6	0.8	
I don't know	12.1	12.8	10.4	8.1	11.2	
N of Valid	4390	4244	3330	2759	14723	
N of Miss	305	99	185	85	674	

Table 137: During this school year, were you taught in any of your classes about the dangers of tobacco use?

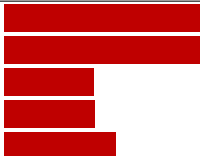
Response	6	8	10	12	Total	
Strongly agree	47.8	29.6	19.4	13.1	29.6	
Agree	27.2	35.0	31.6	25.8	30.2	
Disagree	5.7	10.7	17.2	18.4	12.1	
Strongly disagree	4.5	8.8	15.9	26.0	12.4	
I don't know	14.9	16.0	15.9	16.7	15.8	
N of Valid	4269	4167	3271	2719	14426	
N of Miss	423	179	244	123	969	

Table 138: During the past 12 months, have you participated in any community activities to discourage people your age from using cigarettes, chewing tobacco, snuff, dip or cigars?

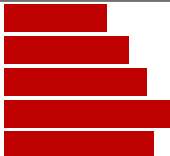
Response	6	8	10	12	Total	
Strongly agree	21.8	14.4	9.0	8.1	14.2	
Agree	20.7	18.9	17.2	12.6	17.9	
Disagree	14.7	21.5	25.4	24.1	20.9	
Strongly disagree	16.5	22.0	29.4	37.7	25.0	
I don't know	26.3	23.2	18.9	17.5	22.1	
N of Valid	4237	4186	3281	2727	14431	
N of Miss	457	159	237	115	968	

Table 139: On how many occasions have you had alcoholic beverages (beer, wine or hard liquor) to drink in your lifetime - more than just a few sips?


Response	6	8	10	12	Total	
0	87.0	69.2	48.8	36.0	63.7	
1-2	8.8	14.4	16.4	12.3	12.8	
3-5	2.2	6.2	9.8	10.6	6.7	
6-9	1.0	3.3	6.3	6.8	3.9	
10-19	0.4	2.8	6.9	9.8	4.3	
20-39	0.2	1.9	4.7	8.8	3.3	
40+	0.3	2.2	7.2	15.6	5.3	
N of Valid	4399	4261	3342	2761	14763	
N of Miss	299	79	176	79	633	

Table 140: On how many occasions have you had beer, wine or hard liquor to drink during the past 30 days?


Response	6	8	10	12	Total	
0	97.6	89.5	78.2	65.9	84.9	
1-2	2.0	6.5	11.8	15.0	8.0	
3-5	0.2	1.9	4.7	8.6	3.3	
6-9	0.1	0.9	2.5	5.6	1.9	
10-19	0.1	0.6	1.7	2.7	1.1	
20-39	0.0	0.1	0.5	1.1	0.4	
40+	0.1	0.4	0.5	1.1	0.4	
N of Valid	4384	4255	3319	2756	14714	
N of Miss	315	94	192	86	687	

Table 141: On how many occasions have you used marijuana (grass, pot) or hashish (hash, hash oil) in your lifetime?


Response	6	8	10	12	Total	
0	99.1	90.1	76.3	65.7	85.1	
1-2	0.6	3.4	6.6	6.4	3.9	
3-5	0.1	1.8	3.0	4.5	2.1	
6-9	0.0	1.4	2.8	3.2	1.6	
10-19	0.0	1.1	2.7	4.2	1.7	
20-39	0.0	0.4	2.3	3.9	1.4	
40+	0.1	1.8	6.4	12.1	4.2	
N of Valid	4382	4251	3328	2743	14704	
N of Miss	319	99	188	93	699	

Table 142: On how many occasions have you used marijuana (grass, pot) or hashish (hash, hash oil) during the past 30 days?


Response	6	8	10	12	Total	
0	99.7	95.7	87.9	82.8	92.7	
1-2	0.2	2.2	4.7	5.1	2.7	
3-5	0.0	0.8	2.1	3.4	1.4	
6-9	0.0	0.5	1.6	1.6	0.8	
10-19	0.0	0.3	1.4	2.1	0.8	
20-39	0.0	0.1	0.8	1.4	0.5	
40+	0.0	0.4	1.4	3.6	1.1	
N of Valid	4386	4260	3332	2748	14726	
N of Miss	314	89	186	92	681	

Table 143: On how many occasions have you used LSD or other psychedelics in your lifetime?


Response	6	8	10	12	Total	
0	99.8	99.4	97.8	96.3	98.6	
1-2	0.1	0.4	1.4	1.7	0.8	
3-5	0.0	0.1	0.4	0.8	0.3	
6-9	0.0	0.1	0.2	0.5	0.2	
10-19	0.0	0.0	0.1	0.3	0.1	
20-39	0.0	0.0	0.1	0.3	0.1	
40+	0.0	0.0	0.1	0.1	0.0	
N of Valid	4372	4264	3339	2759	14734	
N of Miss	329	85	178	81	673	

Table 144: On how many occasions have you used LSD or other psychedelics during the past 30 days?


Response	6	8	10	12	Total	
0	99.9	99.8	99.4	98.6	99.5	
1-2	0.1	0.1	0.4	0.9	0.3	
3-5	0.0	0.0	0.1	0.2	0.1	
6-9	0.0	0.0	0.0	0.1	0.0	
10-19	0.0	0.0	0.0	0.1	0.0	
20-39	0.0	0.0	0.0	0.0	0.0	
40+	0.0	0.0	0.0	0.0	0.0	
N of Valid	4365	4264	3337	2763	14729	
N of Miss	336	85	181	79	681	

Table 145: On how many occasions have you used cocaine or crack in your lifetime?


Response	6	8	10	12	Total	
0	99.7	98.9	98.4	96.9	98.7	
1-2	0.2	0.8	1.1	1.9	0.9	
3-5	0.0	0.1	0.2	0.4	0.1	
6-9	0.0	0.1	0.1	0.4	0.1	
10-19	0.0	0.0	0.0	0.3	0.1	
20-39	0.0	0.0	0.0	0.1	0.0	
40+	0.0	0.0	0.1	0.1	0.0	
N of Valid	4378	4263	3336	2756	14733	
N of Miss	323	86	182	86	677	

Table 146: On how many occasions have you used cocaine or crack during the past 30 days?




Response	6	8	10	12	Total	
0	100.0	99.7	99.7	99.1	99.7	
1-2	0.0	0.2	0.1	0.5	0.2	
3-5	0.0	0.1	0.0	0.4	0.1	
6-9	0.0	0.0	0.1	0.0	0.0	
10-19	0.0	0.0	0.0	0.0	0.0	
20-39	0.0	0.0	0.0	0.0	0.0	
40+	0.0	0.0	0.0	0.0	0.0	
N of Valid	4367	4256	3334	2754	14711	
N of Miss	334	94	182	86	696	

Table 147: On how many occasions have you sniffed glue, breathed the contents of an aerosol spray can, or inhaled other gases or sprays, in order to get high in your lifetime?








Response	6	8	10	12	Total	
0	93.6	89.2	88.2	89.9	90.4	
1-2	4.2	6.4	6.1	5.5	5.5	
3-5	1.0	1.9	2.5	2.3	1.8	
6-9	0.6	0.8	1.2	1.0	0.9	
10-19	0.2	0.7	1.0	0.6	0.6	
20-39	0.1	0.4	0.4	0.3	0.3	
40+	0.2	0.6	0.6	0.4	0.4	
N of Valid	4360	4256	3342	2755	14713	
N of Miss	337	90	177	87	691	

Table 148: On how many occasions have you sniffed glue, breathed the contents of an aerosol spray can, or inhaled other gases or sprays, in order to get high during the past 30 days?







Response	6	8	10	12	Total	
0	97.5	95.9	97.2	98.3	97.1	
1-2	1.9	2.8	1.8	1.2	2.0	
3-5	0.4	0.6	0.7	0.1	0.5	
6-9	0.2	0.4	0.1	0.1	0.2	
10-19	0.0	0.2	0.1	0.1	0.1	
20-39	0.0	0.0	0.1	0.0	0.0	
40+	0.0	0.1	0.0	0.0	0.1	
N of Valid	4354	4258	3334	2755	14701	
N of Miss	346	91	183	88	708	

Table 149: On how many occasions have you used phenoxydine (pox, px, breeze) in your lifetime?


Response	6	8	10	12	Total	
0	100.0	100.0	100.0	100.0	100.0	
1-2	0.0	0.0	0.0	0.0	0.0	
3-5	0.0	0.0	0.0	0.0	0.0	
6-9	0.0	0.0	0.0	0.0	0.0	
10-19	0.0	0.0	0.0	0.0	0.0	
20-39	0.0	0.0	0.0	0.0	0.0	
40+	0.0	0.0	0.0	0.0	0.0	
N of Valid	4336	4254	3334	2757	14681	
N of Miss	364	94	185	86	729	

Table 150: On how many occasions have you used phenoxydine (pox, px, breeze) during the past 30 days?


Response	6	8	10	12	Total	
0	100.0	100.0	100.0	100.0	100.0	
1-2	0.0	0.0	0.0	0.0	0.0	
3-5	0.0	0.0	0.0	0.0	0.0	
6-9	0.0	0.0	0.0	0.0	0.0	
10-19	0.0	0.0	0.0	0.0	0.0	
20-39	0.0	0.0	0.0	0.0	0.0	
40+	0.0	0.0	0.0	0.0	0.0	
N of Valid	4322	4247	3324	2749	14642	
N of Miss	379	103	193	92	767	

Table 151: On how many occasions have you used sedatives (tranquilizers, such as Valium or Xanax, barbiturates, or sleeping pills) without a doctor telling you to take them, in your lifetime?








Response	6	8	10	12	Total	
0	96.3	91.8	86.7	84.7	90.6	
1-2	2.3	4.0	5.0	4.6	3.8	
3-5	0.8	1.8	2.6	3.4	2.0	
6-9	0.2	0.8	1.8	2.4	1.1	
10-19	0.2	0.6	1.7	2.0	1.0	
20-39	0.1	0.5	0.9	1.0	0.5	
40+	0.2	0.6	1.1	1.9	0.8	
N of Valid	4336	4251	3327	2756	14670	
N of Miss	363	98	191	86	738	

Table 152: On how many occasions have you used sedatives (tranquilizers, such as Valium or Xanax, barbiturates, or sleeping pills) without a doctor telling you to take them, during the past 30 days?







Response	6	8	10	12	Total	
0	98.6	96.6	94.3	93.4	96.1	
1-2	1.0	2.2	3.1	4.0	2.4	
3-5	0.2	0.5	1.5	1.6	0.9	
6-9	0.0	0.4	0.5	0.4	0.3	
10-19	0.0	0.1	0.4	0.4	0.2	
20-39	0.1	0.1	0.2	0.1	0.1	
40+	0.0	0.0	0.1	0.1	0.0	
N of Valid	4335	4254	3333	2754	14676	
N of Miss	365	96	185	88	734	

Table 153: On how many occasions have you used methamphetamines (meth, speed, crank, crystal meth) in your lifetime?







Response	6	8	10	12	Total	
0	99.7	99.3	98.5	97.6	98.9	
1-2	0.2	0.4	1.0	0.9	0.6	
3-5	0.0	0.2	0.3	0.4	0.2	
6-9	0.0	0.1	0.1	0.4	0.1	
10-19	0.0	0.0	0.0	0.3	0.1	
20-39	0.0	0.0	0.0	0.1	0.0	
40+	0.0	0.0	0.1	0.4	0.1	
N of Valid	4337	4250	3331	2755	14673	
N of Miss	364	99	185	87	735	

Table 154: On how many occasions have you used methamphetamines (meth, speed, crank, crystal meth) in the past 30 days?



Response	6	8	10	12	Total	
0	99.9	99.9	99.7	99.3	99.7	
1-2	0.1	0.1	0.2	0.4	0.2	
3-5	0.0	0.0	0.1	0.1	0.0	
6-9	0.0	0.0	0.0	0.1	0.0	
10-19	0.0	0.0	0.1	0.0	0.0	
20-39	0.0	0.0	0.0	0.0	0.0	
40+	0.0	0.0	0.0	0.1	0.0	
N of Valid	4329	4244	3327	2755	14655	
N of Miss	372	105	191	87	755	

Table 155: On how many occasions have you used stimulants, other than Methamphetamines (such as amphetamines, Ritalin or Dexedrine) without a doctor telling you to take them, in your lifetime?








Response	6	8	10	12	Total	
0	99.9	98.7	97.0	94.6	97.9	
1-2	0.1	0.8	1.4	2.0	0.9	
3-5	0.0	0.2	0.8	1.4	0.5	
6-9	0.0	0.1	0.2	0.7	0.2	
10-19	0.0	0.0	0.2	0.6	0.2	
20-39	0.0	0.0	0.2	0.4	0.1	
40+	0.0	0.1	0.2	0.5	0.2	
N of Valid	4324	4249	3330	2759	14662	
N of Miss	377	101	188	84	750	

Table 156: On how many occasions have you used stimulants, other than Methamphetamines (such as amphetamines, Ritalin or Dexedrine) without a doctor telling you to take them, during the past 30 days?




Response	6	8	10	12	Total	
0	100.0	99.6	99.2	98.2	99.3	
1-2	0.0	0.2	0.5	1.3	0.4	
3-5	0.0	0.1	0.2	0.3	0.1	
6-9	0.0	0.0	0.0	0.1	0.0	
10-19	0.0	0.0	0.0	0.0	0.0	
20-39	0.0	0.0	0.1	0.0	0.0	
40+	0.0	0.0	0.0	0.0	0.0	
N of Valid	4317	4248	3326	2753	14644	
N of Miss	384	102	191	90	767	

Table 157: On how many occasions have you used heroin or other opiates in your lifetime?







Response	6	8	10	12	Total	
0	99.9	99.4	98.9	97.6	99.1	
1-2	0.1	0.4	0.6	0.9	0.5	
3-5	0.0	0.0	0.1	0.4	0.1	
6-9	0.0	0.0	0.2	0.4	0.2	
10-19	0.0	0.0	0.1	0.3	0.1	
20-39	0.0	0.1	0.0	0.0	0.0	
40+	0.0	0.0	0.1	0.3	0.1	
N of Valid	4313	4250	3330	2750	14643	
N of Miss	386	100	188	91	765	

Table 158: On how many occasions have you used heroin or other opiates during the past 30 days?


Response	6	8	10	12	Total	
0	99.9	99.8	99.6	99.5	99.7	
1-2	0.0	0.1	0.2	0.4	0.2	
3-5	0.0	0.0	0.0	0.1	0.0	
6-9	0.0	0.0	0.1	0.0	0.0	
10-19	0.0	0.0	0.0	0.0	0.0	
20-39	0.0	0.0	0.0	0.0	0.0	
40+	0.0	0.0	0.0	0.0	0.0	
N of Valid	4300	4245	3326	2750	14621	
N of Miss	399	105	192	92	788	

Table 159: On how many occasions have you used MDMA ('X', 'E', or ecstasy) in your lifetime?


Response	6	8	10	12	Total	
0	100.0	98.9	97.2	95.6	98.2	
1-2	0.0	0.8	1.6	2.7	1.1	
3-5	0.0	0.1	0.6	0.4	0.3	
6-9	0.0	0.0	0.4	0.6	0.2	
10-19	0.0	0.1	0.2	0.3	0.1	
20-39	0.0	0.0	0.1	0.1	0.0	
40+	0.0	0.0	0.1	0.2	0.1	
N of Valid	4281	4243	3326	2756	14606	
N of Miss	420	107	192	87	806	

Table 160: On how many occasions have you used MDMA ('X', 'E', or ecstasy) during the past 30 days?


Response	6	8	10	12	Total	
0	100.0	99.8	99.2	98.5	99.5	
1-2	0.0	0.2	0.7	1.1	0.4	
3-5	0.0	0.0	0.1	0.3	0.1	
6-9	0.0	0.0	0.1	0.1	0.0	
10-19	0.0	0.0	0.0	0.0	0.0	
20-39	0.0	0.0	0.0	0.0	0.0	
40+	0.0	0.0	0.0	0.0	0.0	
N of Valid	4271	4230	3316	2749	14566	
N of Miss	430	119	201	93	843	

Table 161: On how many occasions have you taken prescription drugs (such as Valium, Xanax, Ritalin, Adderall, OxyContin, Darvocet, or sleeping pills) on your own-that is, without a doctor telling you to take them in your lifetime?








Response	6	8	10	12	Total	
0	97.4	92.4	85.1	80.4	90.0	
1-2	1.4	3.3	5.8	6.0	3.8	
3-5	0.5	1.8	3.5	3.9	2.2	
6-9	0.2	1.0	1.8	3.6	1.4	
10-19	0.1	0.5	1.6	2.4	1.0	
20-39	0.1	0.4	1.0	1.4	0.6	
40+	0.3	0.7	1.1	2.4	1.0	
N of Valid	4310	4244	3324	2753	14631	
N of Miss	388	103	194	89	774	

Table 162: On how many occasions have you taken prescription drugs (such as Valium, Xanax, Ritalin, Adderall, OxyContin, Darvocet, or sleeping pills) on your own-that is, without a doctor telling you to take them during the past 30 days?








Response	6	8	10	12	Total	
0	99.0	96.7	94.0	91.8	95.8	
1-2	0.6	2.1	3.6	4.6	2.5	
3-5	0.2	0.6	1.4	1.9	0.9	
6-9	0.1	0.2	0.5	0.7	0.3	
10-19	0.1	0.1	0.3	0.3	0.2	
20-39	0.0	0.1	0.1	0.5	0.2	
40+	0.0	0.1	0.1	0.2	0.1	
N of Valid	4304	4246	3323	2753	14626	
N of Miss	395	103	196	90	784	

Table 163: On how many occasions have you taken non-prescription medicines such as diet pills (for example, Dietac, Dexatrim or Prolamine), stay-awake pills (for example No-Doz, Vivarin, or Wake), or cough or cold medicines (robos, DXM, etc.) to get high in your lifetime?








Response	6	8	10	12	Total	
0	97.7	95.5	93.3	91.4	94.9	
1-2	0.9	2.0	2.6	2.7	1.9	
3-5	0.6	0.8	1.4	1.6	1.0	
6-9	0.3	0.5	0.9	1.4	0.7	
10-19	0.2	0.5	0.6	1.1	0.5	
20-39	0.1	0.3	0.5	0.7	0.4	
40+	0.3	0.4	0.6	1.2	0.6	
N of Valid	4304	4246	3322	2752	14624	
N of Miss	395	104	193	89	781	

Table 164: On how many occasions have you taken non-prescription medicines such as diet pills (for example, Dietac, Dexatrim or Prolamine), stay-awake pills (for example No-Doz, Vivarin, or Wake), or cough or cold medicines (robos, DXM, etc.) to get high during the past 30 days?







Response	6	8	10	12	Total	
0	98.7	97.9	97.3	96.1	97.7	
1-2	0.9	1.1	1.3	1.9	1.2	
3-5	0.2	0.5	0.7	1.1	0.6	
6-9	0.1	0.4	0.4	0.4	0.3	
10-19	0.0	0.1	0.2	0.3	0.1	
20-39	0.0	0.0	0.0	0.0	0.0	
40+	0.1	0.0	0.1	0.3	0.1	
N of Valid	4296	4244	3320	2750	14610	
N of Miss	404	106	199	93	802	

Table 165: On how many occasions have you been drunk or very high from drinking alcoholic beverages during the past 30 days?








Response	6	8	10	12	Total	
0	98.9	93.9	86.9	76.9	90.6	
1-2	0.8	3.9	6.5	10.6	4.8	
3-5	0.2	1.0	3.3	6.1	2.2	
6-9	0.0	0.5	1.0	2.8	0.9	
10-19	0.0	0.3	1.0	1.3	0.6	
20-39	0.0	0.2	0.4	0.9	0.3	
40+	0.1	0.3	0.9	1.3	0.5	
N of Valid	4306	4229	3312	2741	14588	
N of Miss	395	113	205	99	812	

Table 166: On how many occasions have you drunk flavored alcoholic beverages, sometimes called 'alcopops' (like Mike's Hard Lemonade, Smirnoff Ice, Bacardi Breezers, etc.) in your lifetime?








Response	6	8	10	12	Total	
0	94.9	80.8	64.8	53.3	76.1	
1-2	3.6	9.1	12.5	10.9	8.6	
3-5	1.0	4.1	8.3	8.4	5.0	
6-9	0.2	2.6	4.9	7.6	3.4	
10-19	0.1	1.7	3.7	7.8	2.8	
20-39	0.1	0.8	2.2	4.8	1.6	
40+	0.1	1.0	3.6	7.2	2.5	
N of Valid	4307	4243	3312	2746	14608	
N of Miss	394	104	198	91	787	

Table 167: On how many occasions have you drunk flavored alcoholic beverages, sometimes called 'alcopops' (like Mike's Hard Lemonade, Smirnoff Ice, Bacardi Breezers, etc.) during the past 30 days?


Response	6	8	10	12	Total	
0	98.8	93.0	86.7	79.7	90.8	
1-2	0.9	4.4	7.9	10.9	5.4	
3-5	0.2	1.3	2.4	4.7	1.9	
6-9	0.0	0.7	1.4	2.7	1.0	
10-19	0.0	0.3	0.8	1.0	0.5	
20-39	0.0	0.1	0.3	0.5	0.2	
40+	0.1	0.3	0.5	0.6	0.3	
N of Valid	4300	4245	3317	2750	14612	
N of Miss	401	103	199	93	796	

Table 168: Think back over the last two weeks. How many times have you had five or more alcoholic drinks in a row?


Response	6	8	10	12	Total	
None	98.0	93.1	86.8	78.5	90.3	
Once	1.2	2.9	5.0	7.9	3.8	
Twice	0.5	1.8	3.4	5.8	2.5	
3-5 times	0.2	1.2	2.2	5.0	1.9	
6-9 times	0.0	0.5	1.0	1.2	0.6	
10 or more times	0.1	0.5	1.6	1.6	0.8	
N of Valid	4255	4200	3292	2743	14490	
N of Miss	445	148	226	99	918	

Table 169: During the past 30 days, how many times did you ride in a car or other vehicle driven by someone who had been drinking alcohol?


Response	6	8	10	12	Total	
0 times	88.0	84.0	82.0	83.8	84.7	
1 time	6.5	7.9	8.3	8.0	7.6	
2 or 3 times	3.1	5.1	6.0	5.8	4.9	
4 or 5 times	0.9	1.1	1.7	1.2	1.2	
6 or more times	1.6	1.8	1.9	1.1	1.7	
N of Valid	4213	4194	3284	2745	14436	
N of Miss	486	156	235	99	976	

Table 170: During the past 30 days, how many times did you drive a car or other vehicle when you had been drinking alcohol?







Response	6	8	10	12	Total	
I did not drive a car in the past 30 days	52.6	58.0	42.3	19.3	45.4	
0 times	46.3	40.0	53.9	73.6	51.5	
1 time	0.5	1.0	1.7	3.5	1.5	
2 or 3 times	0.2	0.7	1.3	2.8	1.1	
4 or 5 times	0.1	0.1	0.3	0.4	0.2	
6 or more times	0.3	0.2	0.4	0.4	0.3	
N of Valid	4030	4065	3232	2724	14051	
N of Miss	513	170	236	101	1020	

Table 171: If you drank alcohol (not just a sip or taste) in the past year, how did you usually get it?













Response	6	8	10	12	Total	
I did not drink alcohol in the past year	92.7	79.1	60.9	47.1	72.8	
I bought it myself with a fake ID	0.1	0.3	0.2	0.9	0.3	
I bought it myself without a fake ID	0.0	0.1	0.4	1.0	0.3	
I got it from someone I know age 21 or older	1.1	4.6	13.2	23.9	9.2	
I got it from someone I know under age 21	0.4	2.1	5.3	7.7	3.4	
I got it from my brother or sister	0.1	0.7	1.2	1.0	0.7	
I got it from home with my parents' permission	1.6	3.2	5.4	6.1	3.8	
I got it from home without my parents' permission	0.9	3.0	3.6	1.8	2.3	
I got it from another relative	0.6	1.9	2.6	1.6	1.6	
A stranger bought it for me	0.0	0.2	0.4	1.2	0.4	
I took it from a store or shop	0.1	0.1	0.1	0.1	0.1	
Other	2.4	4.7	6.7	7.6	5.0	
N of Valid	4102	4104	3208	2683	14097	
N of Miss	588	205	260	119	1172	

Table 172: If you drank alcohol (not just a sip or taste) in the past year, where did you usually drink it?











Response	6	8	10	12	Total	
I did not drink alcohol in the past year	94.1	79.9	61.1	47.8	73.7	
at my home	3.2	7.7	11.2	11.9	8.0	
at someone else's home	1.3	8.7	22.0	33.2	14.2	
at an open area like a park, beach, field, back road, woods, or a street corner	0.8	1.7	2.6	2.9	1.9	
at a sporting event or concert	0.1	0.4	0.3	0.6	0.3	
at a restaurant, bar, or a nightclub	0.2	0.3	0.9	1.3	0.6	
at an empty building or a construction site	0.1	0.4	0.2	0.2	0.2	
at a hotel/motel	0.0	0.3	0.7	0.8	0.4	
in a car	0.1	0.3	0.4	0.7	0.4	
at school	0.0	0.2	0.7	0.5	0.3	
N of Valid	4064	4090	3181	2639	13974	
N of Miss	630	215	268	125	1238	

Table 173: During the last month, about how many marijuana cigarettes, or the equivalent, did you smoke a day, on the average?








Response	6	8	10	12	Total	
None	99.3	94.1	87.6	83.1	92.0	
Less than 1 a day	0.4	2.9	5.2	7.5	3.6	
1 a day	0.1	0.9	1.7	1.9	1.0	
2-3 a day	0.1	1.1	2.4	3.6	1.6	
4-6 a day	0.1	0.5	1.5	2.2	0.9	
7-10 a day	0.0	0.1	0.6	0.7	0.3	
11 or more a day	0.1	0.4	0.9	1.0	0.5	
N of Valid	4160	4168	3264	2729	14321	
N of Miss	541	182	252	115	1090	

Table 174: How wrong would most adults (over 21) in your neighborhood think it is for kids your age: to use marijuana?


Response	6	8	10	12	Total	
Very wrong	92.2	82.4	70.1	66.1	79.3	
Wrong	5.2	10.8	18.0	19.5	12.5	
A little bit wrong	1.7	4.8	8.3	9.7	5.7	
Not wrong at all	0.9	2.0	3.7	4.6	2.5	
N of Valid	4097	4107	3232	2703	14139	
N of Miss	599	238	284	139	1260	

Table 175: How wrong would most adults (over 21) in your neighborhood think it is for kids your age: to drink alcohol?


Response	6	8	10	12	Total	
Very wrong	82.4	68.4	54.1	45.9	64.9	
Wrong	10.1	17.1	22.9	25.8	18.1	
A little bit wrong	5.6	10.7	16.7	20.2	12.4	
Not wrong at all	1.9	3.8	6.4	8.0	4.6	
N of Valid	4086	4102	3228	2699	14115	
N of Miss	612	244	291	143	1290	

Table 176: How wrong would most adults (over 21) in your neighborhood think it is for kids your age: to smoke cigarettes?


Response	6	8	10	12	Total	
Very wrong	84.5	72.3	59.9	48.2	68.4	
Wrong	9.7	15.9	21.2	23.6	16.8	
A little bit wrong	4.1	8.1	13.1	18.3	10.0	
Not wrong at all	1.7	3.7	5.8	9.9	4.8	
N of Valid	4085	4106	3229	2698	14118	
N of Miss	612	244	288	145	1289	

Table 177: How much do each of the following statements describe your neighborhood? crime and/or drug selling

Response	6	8	10	12	Total	
NO!	85.4	75.0	68.0	67.6	75.0	
no	9.4	16.7	21.1	21.8	16.6	
yes	4.0	5.9	8.7	8.2	6.4	
YES!	1.3	2.4	2.2	2.4	2.0	
N of Valid	4091	4110	3243	2709	14153	
N of Miss	604	236	274	133	1247	

Table 178: How much do each of the following statements describe your neighborhood? fights

Response	6	8	10	12	Total	
NO!	74.4	66.2	63.4	66.8	68.1	
no	12.8	19.6	23.6	22.8	19.2	
yes	9.5	10.5	10.5	8.0	9.7	
YES!	3.3	3.7	2.6	2.4	3.0	
N of Valid	4088	4106	3243	2708	14145	
N of Miss	607	239	275	134	1255	

Table 179: How much do each of the following statements describe your neighborhood? lots of empty or abandoned buildings

Response	6	8	10	12	Total	
NO!	79.1	71.9	68.6	71.0	73.1	
no	14.4	20.4	25.0	22.7	20.2	
yes	4.9	6.0	5.0	4.9	5.2	
YES!	1.5	1.7	1.3	1.4	1.5	
N of Valid	4080	4111	3243	2709	14143	
N of Miss	621	237	273	132	1263	

Table 180: How much do each of the following statements describe your neighborhood? lots of graffiti





Response	6	8	10	12	Total	
NO!	83.6	76.2	73.8	75.6	77.6	
no	10.8	17.6	21.1	20.2	17.0	
yes	4.1	4.5	3.8	3.2	4.0	
YES!	1.6	1.7	1.3	1.0	1.4	
N of Valid	4045	4107	3239	2714	14105	
N of Miss	652	239	277	129	1297	

Table 181: If I had to move, I would miss the neighborhood I now live in.





Response	6	8	10	12	Total	
NO!	11.4	13.0	13.9	14.4	13.0	
no	10.5	17.0	20.2	21.4	16.7	
yes	26.7	30.5	34.9	36.2	31.5	
YES!	51.4	39.5	31.0	28.0	38.8	
N of Valid	4067	4107	3236	2712	14122	
N of Miss	630	241	279	130	1280	

Table 182: My neighbors notice when I am doing a good job and let me know about it.





Response	6	8	10	12	Total	
NO!	34.1	34.6	39.0	40.8	36.7	
no	30.6	36.5	37.5	37.4	35.2	
yes	23.0	19.7	16.4	16.4	19.3	
YES!	12.4	9.2	7.0	5.5	8.9	
N of Valid	4026	4091	3228	2701	14046	
N of Miss	671	254	291	141	1357	

Table 183: I like my neighborhood.

Response	6	8	10	12	Total	
NO!	7.5	9.3	9.9	9.8	9.0	
no	7.4	11.8	14.8	13.1	11.5	
yes	33.1	41.4	48.1	52.9	42.8	
YES!	52.0	37.5	27.2	24.1	36.7	
N of Valid	4024	4078	3229	2700	14031	
N of Miss	671	263	288	143	1365	

Table 184: There are lots of adults in my neighborhood I could talk to about something important.

Response	6	8	10	12	Total	
NO!	23.3	24.8	30.3	32.7	27.1	
no	24.8	30.2	33.6	32.8	29.9	
yes	26.9	26.3	23.8	25.2	25.7	
YES!	25.1	18.6	12.3	9.4	17.2	
N of Valid	4009	4077	3228	2701	14015	
N of Miss	687	270	290	143	1390	

Table 185: I'd like to get out of my neighborhood.

Response	6	8	10	12	Total	
NO!	58.0	41.6	34.5	29.2	42.3	
no	26.7	35.8	40.3	42.4	35.5	
yes	9.6	14.7	15.7	19.0	14.3	
YES!	5.7	7.9	9.5	9.5	7.9	
N of Valid	4002	4072	3216	2695	13985	
N of Miss	692	271	294	145	1402	

Table 186: There are people in my neighborhood who are proud of me when I do something well.

Response	6	8	10	12	Total	
NO!	22.0	23.6	28.0	29.7	25.3	
no	24.7	31.6	32.9	32.8	30.2	
yes	31.6	29.8	29.1	28.7	29.9	
YES!	21.7	15.0	10.0	8.8	14.6	
N of Valid	3967	4064	3227	2698	13956	
N of Miss	728	284	292	146	1450	

Table 187: There are people in my neighborhood who encourage me to do my best.

Response	6	8	10	12	Total	
NO!	21.1	23.0	27.7	29.6	24.8	
no	21.0	27.6	30.4	32.6	27.3	
yes	30.7	30.8	30.0	27.7	30.0	
YES!	27.2	18.5	11.8	10.0	17.8	
N of Valid	3974	4066	3225	2699	13964	
N of Miss	724	281	294	144	1443	

Table 188: I feel safe in my neighborhood.

Response	6	8	10	12	Total	
NO!	7.3	6.7	6.4	6.0	6.7	
no	9.4	9.8	11.1	8.7	9.7	
yes	33.1	42.6	47.9	49.3	42.4	
YES!	50.3	40.9	34.6	36.0	41.2	
N of Valid	3993	4062	3217	2695	13967	
N of Miss	695	281	293	146	1415	

Table 189: Which of the following activities for people your age are available in your community? sports teams?



Response	6	8	10	12	Total	
No	14.0	11.5	11.7	9.4	11.8	
Yes	86.0	88.5	88.3	90.6	88.2	
N of Valid	3949	4067	3215	2691	13922	
N of Miss	751	283	301	150	1485	

Table 190: Which of the following activities for people your age are available in your community? scouting?



Response	6	8	10	12	Total	
No	38.4	40.9	38.9	32.5	38.1	
Yes	61.6	59.1	61.1	67.5	61.9	
N of Valid	3800	3997	3170	2673	13640	
N of Miss	897	353	347	170	1767	

Table 191: Which of the following activities for people your age are available in your community? boys and girls clubs?



Response	6	8	10	12	Total	
No	24.1	25.3	27.3	23.3	25.1	
Yes	75.9	74.7	72.7	76.7	74.9	
N of Valid	3887	4036	3181	2680	13784	
N of Miss	810	313	337	163	1623	

Table 192: Which of the following activities for people your age are available in your community? 4-H clubs?



Response	6	8	10	12	Total	
No	60.3	58.0	47.6	41.1	52.8	
Yes	39.7	42.0	52.4	58.9	47.2	
N of Valid	3549	3879	3118	2637	13183	
N of Miss	1149	468	399	204	2220	

Table 193: Which of the following activities for people your age are available in your community? service clubs?



Response	6	8	10	12	Total	
No	42.2	41.1	32.8	27.1	36.7	
Yes	57.8	58.9	67.2	72.9	63.3	
N of Valid	3708	3940	3144	2657	13449	
N of Miss	991	409	375	186	1961	

Table 194: If a kid smoked marijuana in your neighborhood would he or she be caught by the police?





Response	6	8	10	12	Total	
NO!	9.0	12.1	17.0	20.0	13.9	
no	15.8	29.9	45.1	48.3	33.0	
yes	30.8	31.3	24.7	22.6	28.0	
YES!	44.4	26.7	13.2	9.1	25.1	
N of Valid	3893	4040	3185	2690	13808	
N of Miss	799	303	330	150	1582	

Table 195: If a kid drank some beer, wine or hard liquor (for example, vodka, whiskey, or gin) in your neighborhood would he or she be caught by the police?





Response	6	8	10	12	Total	
NO!	11.3	16.2	21.4	24.7	17.7	
no	22.1	38.9	50.6	52.8	39.6	
yes	30.0	25.0	18.4	16.3	23.2	
YES!	36.6	19.9	9.5	6.2	19.5	
N of Valid	3876	4034	3184	2687	13781	
N of Miss	817	311	331	153	1612	

Table 196: If a kid carried a handgun in your neighborhood would he or she be caught by the police?





Response	6	8	10	12	Total	
NO!	8.7	11.0	14.7	16.1	12.2	
no	13.1	22.8	32.7	34.6	24.7	
yes	27.8	31.2	30.3	30.2	29.8	
YES!	50.4	35.1	22.3	19.2	33.3	
N of Valid	3872	4037	3181	2688	13778	
N of Miss	821	308	333	153	1615	

Table 197: If you wanted to get some cigarettes, how easy would it be for you to get some?





Response	6	8	10	12	Total	
Very hard	78.5	55.7	32.6	15.9	48.9	
Sort of hard	9.8	15.7	15.1	9.5	12.7	
Sort of easy	6.3	14.5	22.0	17.7	14.6	
Very easy	5.4	14.0	30.3	56.9	23.8	
N of Valid	3785	4036	3179	2675	13675	
N of Miss	908	309	336	167	1720	

Table 198: If you wanted to get some beer, wine or hard liquor (for example, vodka, whiskey, or gin), how easy would it be for you to get some?





Response	6	8	10	12	Total	
Very hard	73.6	47.5	24.8	15.2	43.1	
Sort of hard	12.5	17.1	15.2	14.3	14.8	
Sort of easy	7.8	18.7	28.1	30.4	20.2	
Very easy	6.1	16.7	31.9	40.1	21.9	
N of Valid	3767	4027	3180	2673	13647	
N of Miss	932	321	337	167	1757	

Table 199: If you wanted to get a drug like cocaine, LSD, or amphetamines, how easy would it be for you to get some?





Response	6	8	10	12	Total	
Very hard	94.3	84.8	65.3	53.5	76.7	
Sort of hard	3.7	8.5	17.9	24.6	12.5	
Sort of easy	1.1	3.9	9.5	12.2	6.1	
Very easy	0.9	2.8	7.4	9.7	4.7	
N of Valid	3759	4022	3170	2671	13622	
N of Miss	941	327	345	172	1785	

Table 200: If you wanted to get a handgun, how easy would it be for you to get one?





Response	6	8	10	12	Total	
Very hard	81.1	71.8	59.1	53.4	67.8	
Sort of hard	9.2	12.8	17.1	18.4	13.9	
Sort of easy	5.1	8.0	11.1	12.4	8.8	
Very easy	4.6	7.4	12.7	15.8	9.5	
N of Valid	3757	4024	3170	2668	13619	
N of Miss	943	324	348	174	1789	

Table 201: If you wanted to get some marijuana, how easy would it be for you to get some?





Response	6	8	10	12	Total	
Very hard	92.6	72.0	42.3	27.9	62.1	
Sort of hard	3.7	8.1	11.9	11.6	8.5	
Sort of easy	1.9	8.7	16.6	19.4	10.8	
Very easy	1.8	11.1	29.3	41.1	18.7	
N of Valid	3754	4015	3172	2674	13615	
N of Miss	946	333	346	169	1794	

Table 202: During the past 12 months, have you participated in any alcohol prevention programs or seen any alcohol prevention messages in your school or community? Yes, a school-based program focused on preventing underage drinking and/or drinking and driving.



Response	6	8	10	12	Total	
No	63.9	70.0	80.0	83.9	73.0	
Yes	36.1	30.0	20.0	16.1	27.0	
N of Valid	4701	4350	3519	2844	15414	
N of Miss	0	0	0	0	0	

Table 203: During the past 12 months, have you participated in any alcohol prevention programs or seen any alcohol prevention messages in your school or community? Yes, a community-based program focused on preventing underage drinking and/or drinking and driving (for example, through your church or temple or through youth groups like Boys and Girls Club or 4-H).



Response	6	8	10	12	Total	
No	85.4	89.6	92.2	93.7	89.7	
Yes	14.6	10.4	7.8	6.3	10.3	
N of Valid	4701	4350	3519	2844	15414	
N of Miss	0	0	0	0	0	

Table 204: During the past 12 months, have you participated in any alcohol prevention programs or seen any alcohol prevention messages in your school or community? Yes, a media campaign addressing underage drinking and/or drinking and driving (for example, newspaper ads, posters, pamphlets, radio, TV).



Response	6	8	10	12	Total	
No	85.8	84.2	86.0	86.5	85.5	
Yes	14.2	15.8	14.0	13.5	14.5	
N of Valid	4701	4350	3519	2844	15414	
N of Miss	0	0	0	0	0	

Table 205: During the past 12 months, have you participated in any alcohol prevention programs or seen any alcohol prevention messages in your school or community? No



Response	6	8	10	12	Total	
No	62.6	47.1	40.1	33.5	47.7	
Yes	37.4	52.9	59.9	66.5	52.3	
N of Valid	4701	4350	3519	2844	15414	
N of Miss	0	0	0	0	0	

Table 206: How wrong do your parents feel it would be for YOU to: drink beer, wine or hard liquor (for example, vodka, whiskey or gin) regularly?


Response	6	8	10	12	Total	
Very wrong	89.4	79.5	68.5	56.2	75.2	
Wrong	6.9	13.0	18.0	23.0	14.5	
A little bit wrong	2.9	6.0	10.9	16.3	8.3	
Not wrong at all	0.7	1.4	2.5	4.5	2.1	
N of Valid	3780	4025	3159	2660	13624	
N of Miss	917	321	358	182	1778	

Table 207: How wrong do your parents feel it would be for YOU to: smoke cigarettes?


Response	6	8	10	12	Total	
Very wrong	94.1	88.8	81.6	70.5	85.0	
Wrong	4.3	7.8	12.0	16.8	9.6	
A little bit wrong	1.0	2.2	4.0	8.6	3.5	
Not wrong at all	0.7	1.2	2.4	4.1	1.9	
N of Valid	3773	4027	3160	2660	13620	
N of Miss	928	321	359	182	1790	

Table 208: How wrong do your parents feel it would be for YOU to: smoke marijuana?


Response	6	8	10	12	Total	
Very wrong	97.8	92.7	85.2	78.9	89.7	
Wrong	1.7	4.7	8.0	11.3	5.9	
A little bit wrong	0.3	1.6	4.3	6.0	2.7	
Not wrong at all	0.3	1.0	2.5	3.7	1.7	
N of Valid	3746	4007	3146	2654	13553	
N of Miss	952	342	371	189	1854	

Table 209: How wrong do your parents feel it would be for YOU to: steal something worth more than \$5?





Response	6	8	10	12	Total	
Very wrong	87.7	83.7	82.3	83.3	84.4	
Wrong	9.8	12.5	13.5	13.5	12.2	
A little bit wrong	2.0	2.7	2.8	2.4	2.5	
Not wrong at all	0.5	1.1	1.4	0.7	0.9	
N of Valid	3757	4015	3149	2654	13575	
N of Miss	943	332	367	188	1830	

Table 210: How wrong do your parents feel it would be for YOU to: draw graffiti, write things, or draw pictures on buildings or other property (without the owner's permission)?





Response	6	8	10	12	Total	
Very wrong	92.9	87.3	83.2	82.6	87.0	
Wrong	4.8	8.2	11.3	12.8	8.9	
A little bit wrong	1.4	3.0	3.6	3.5	2.8	
Not wrong at all	0.9	1.5	2.0	1.0	1.3	
N of Valid	3761	4020	3154	2656	13591	
N of Miss	940	328	365	186	1819	

Table 211: How wrong do your parents feel it would be for YOU to: pick a fight with someone?





Response	6	8	10	12	Total	
Very wrong	76.1	62.5	56.0	56.9	63.7	
Wrong	15.2	20.9	26.3	26.3	21.6	
A little bit wrong	7.1	12.7	14.5	13.9	11.8	
Not wrong at all	1.6	3.9	3.2	2.9	2.9	
N of Valid	3758	4014	3152	2654	13578	
N of Miss	938	330	365	189	1822	

Table 212: During the past 12 months, have you talked with at least one of your parents about the dangers of underage drinking and/or drinking and driving? By parents, we mean either your biological parents, adoptive parents, stepparents, or adult guardians - whether or not they live with you.



Response	6	8	10	12	Total	
No	43.2	50.9	51.4	54.6	49.7	
Yes	56.8	49.1	48.6	45.4	50.3	
N of Valid	3543	3901	3086	2611	13141	
N of Miss	1157	448	431	231	2267	

Table 213: Have any of your brothers or sisters ever: drunk beer, wine or hard liquor (for example, vodka, whiskey or gin)?




Response	6	8	10	12	Total	
No	78.8	61.7	48.5	40.7	59.2	
Yes	17.0	33.9	47.3	55.0	36.6	
I don't have any brothers or sisters	4.1	4.4	4.1	4.3	4.2	
N of Valid	3682	3992	3133	2646	13453	
N of Miss	1016	357	383	196	1952	

Table 214: Have any of your brothers or sisters ever: smoked marijuana?




Response	6	8	10	12	Total	
No	93.0	81.7	70.1	63.4	78.5	
Yes	3.0	13.9	25.9	32.4	17.3	
I don't have any brothers or sisters	4.1	4.4	4.0	4.2	4.2	
N of Valid	3679	3991	3128	2646	13444	
N of Miss	1016	359	389	197	1961	

Table 215: Have any of your brothers or sisters ever: smoked cigarettes?




Response	6	8	10	12	Total	
No	83.9	73.2	65.0	57.4	71.1	
Yes	11.9	22.4	30.8	38.2	24.6	
I don't have any brothers or sisters	4.1	4.3	4.3	4.4	4.3	
N of Valid	3666	3989	3124	2641	13420	
N of Miss	1031	361	393	202	1987	

Table 216: Have any of your brothers or sisters ever: taken a handgun to school?




Response	6	8	10	12	Total	
No	95.3	94.9	94.6	94.8	94.9	
Yes	0.6	0.8	1.4	1.0	0.9	
I don't have any brothers or sisters	4.1	4.4	4.1	4.2	4.2	
N of Valid	3672	3989	3126	2642	13429	
N of Miss	1028	361	392	200	1981	

Table 217: Have any of your brothers or sisters ever: been suspended or expelled from school?




Response	6	8	10	12	Total	
No	83.0	75.9	71.0	74.0	76.3	
Yes	12.8	19.7	24.8	21.7	19.4	
I don't have any brothers or sisters	4.1	4.4	4.2	4.3	4.3	
N of Valid	3675	3983	3127	2647	13432	
N of Miss	1024	363	391	196	1974	

Table 218: The rules in my family are clear.





Response	6	8	10	12	Total	
NO!	2.2	2.6	3.0	2.6	2.6	
no	5.1	7.7	9.3	8.7	7.6	
yes	28.4	36.7	43.4	45.8	37.8	
YES!	64.3	53.0	44.2	42.8	52.0	
N of Valid	3653	3973	3124	2646	13396	
N of Miss	1046	374	391	194	2005	

Table 219: People in my family often insult or yell at each other.

Response	6	8	10	12	Total	
NO!	38.9	26.0	20.9	22.5	27.6	
no	35.2	41.8	42.6	45.7	41.0	
yes	18.8	23.8	26.8	23.8	23.2	
YES!	7.1	8.4	9.7	8.0	8.2	
N of Valid	3615	3949	3112	2646	13322	
N of Miss	1077	394	402	196	2069	

Table 220: When I am not at home, one of my parents knows where I am and who I am with.

Response	6	8	10	12	Total	
NO!	3.0	2.7	3.2	3.4	3.0	
no	4.3	7.0	8.5	10.8	7.4	
yes	24.8	35.7	44.6	48.2	37.3	
YES!	67.9	54.6	43.7	37.5	52.3	
N of Valid	3606	3945	3111	2639	13301	
N of Miss	1092	398	405	199	2094	

Table 221: We argue about the same things in my family over and over.

Response	6	8	10	12	Total	
NO!	39.8	23.5	17.1	16.5	25.0	
no	34.3	38.6	37.7	39.4	37.4	
yes	17.9	27.6	32.1	33.4	27.2	
YES!	8.0	10.3	13.2	10.7	10.4	
N of Valid	3591	3936	3107	2641	13275	
N of Miss	1100	410	410	202	2122	

Table 222: If you drank some beer or wine or liquor (for example, vodka, whiskey, or gin) without your parents' permission, would you be caught by your parents?

Response	6	8	10	12	Total	
NO!	6.8	7.8	10.8	14.4	9.5	
no	5.3	17.4	33.8	40.4	22.6	
yes	13.7	24.1	26.7	24.5	22.0	
YES!	74.2	50.8	28.8	20.7	45.9	
N of Valid	3557	3938	3095	2644	13234	
N of Miss	1133	407	419	198	2157	

Table 223: My family has clear rules about alcohol and drug use.

Response	6	8	10	12	Total	
NO!	3.4	3.8	4.0	4.2	3.9	
no	4.4	9.1	11.9	13.2	9.3	
yes	15.6	23.5	33.6	37.1	26.4	
YES!	76.6	63.6	50.5	45.5	60.4	
N of Valid	3566	3931	3099	2638	13234	
N of Miss	1130	413	417	200	2160	

Table 224: If you carried a handgun without your parents' permission, would you be caught by your parents?

Response	6	8	10	12	Total	
NO!	4.6	5.0	7.0	7.9	6.0	
no	3.1	7.6	13.2	18.4	9.9	
yes	13.0	20.0	26.6	28.3	21.3	
YES!	79.2	67.4	53.2	45.4	62.9	
N of Valid	3536	3921	3084	2633	13174	
N of Miss	1159	421	432	208	2220	

Table 225: If you skipped school would you be caught by your parents?





Response	6	8	10	12	Total	
NO!	4.2	5.3	7.4	10.1	6.5	
no	4.8	10.9	18.8	24.3	13.8	
yes	16.0	23.9	31.3	33.3	25.4	
YES!	74.9	59.9	42.5	32.2	54.3	
N of Valid	3548	3921	3089	2633	13191	
N of Miss	1147	425	424	207	2203	

Table 226: Do you feel very close to your mother?





Response	6	8	10	12	Total	
NO!	3.6	6.2	8.5	7.2	6.2	
no	5.7	9.4	12.9	13.0	10.0	
yes	17.3	27.5	31.0	34.8	27.0	
YES!	73.4	56.9	47.5	44.9	56.7	
N of Valid	3522	3898	3079	2625	13124	
N of Miss	1170	446	436	215	2267	

Table 227: Do you share your thoughts and feelings with your mother?





Response	6	8	10	12	Total	
NO!	8.6	11.8	13.2	11.5	11.2	
no	15.2	23.6	25.8	24.3	22.0	
yes	25.4	29.5	31.0	34.8	29.8	
YES!	50.8	35.2	30.0	29.4	37.0	
N of Valid	3518	3889	3082	2626	13115	
N of Miss	1177	457	432	211	2277	

Table 228: My parents ask me what I think before most family decisions affecting me are made.

Response	6	8	10	12	Total	
NO!	9.5	10.9	12.2	12.4	11.1	
no	15.8	22.2	26.7	24.7	22.1	
yes	34.2	37.6	38.7	41.0	37.7	
YES!	40.5	29.3	22.3	22.0	29.2	
N of Valid	3457	3887	3088	2631	13063	
N of Miss	1240	458	428	212	2338	

Table 229: Do you share your thoughts and feelings with your father?

Response	6	8	10	12	Total	
NO!	17.0	20.4	21.9	21.3	20.0	
no	19.3	27.2	29.6	29.6	26.1	
yes	26.7	27.4	28.5	30.2	28.0	
YES!	37.0	24.9	20.0	19.0	25.8	
N of Valid	3471	3877	3080	2618	13046	
N of Miss	1222	468	436	225	2351	

Table 230: Do you enjoy spending time with your mother?

Response	6	8	10	12	Total	
NO!	2.8	5.0	6.7	5.8	5.0	
no	3.5	7.6	9.9	10.7	7.7	
yes	23.9	38.1	43.0	43.8	36.6	
YES!	69.8	49.4	40.4	39.7	50.8	
N of Valid	3488	3892	3073	2614	13067	
N of Miss	1200	451	438	225	2314	

Table 231: Do you enjoy spending time with your father?





Response	6	8	10	12	Total	
NO!	7.1	10.3	12.2	11.7	10.2	
no	4.0	8.8	11.7	12.7	9.0	
yes	22.8	34.7	39.8	42.7	34.3	
YES!	66.0	46.3	36.3	32.9	46.5	
N of Valid	3463	3859	3068	2601	12991	
N of Miss	1232	485	448	238	2403	

Table 232: If I had a personal problem, I could ask my mom or dad for help.





Response	6	8	10	12	Total	
NO!	5.3	7.4	8.7	7.9	7.2	
no	5.5	12.0	15.6	13.0	11.3	
yes	22.7	32.8	37.4	40.1	32.6	
YES!	66.6	47.9	38.3	39.1	48.8	
N of Valid	3496	3876	3082	2624	13078	
N of Miss	1200	465	436	214	2315	

Table 233: Do you feel very close to your father?





Response	6	8	10	12	Total	
NO!	8.7	12.4	15.8	15.6	12.9	
no	7.8	15.2	18.7	19.8	15.0	
yes	22.3	28.3	32.1	34.8	28.9	
YES!	61.2	44.1	33.4	29.8	43.3	
N of Valid	3463	3857	3069	2610	12999	
N of Miss	1231	486	446	233	2396	

Table 234: My parents give me lots of chances to do fun things with them.

Response	6	8	10	12	Total	
NO!	4.0	6.9	8.6	9.1	7.0	
no	9.2	16.2	21.6	24.7	17.3	
yes	27.6	34.7	38.3	39.6	34.6	
YES!	59.2	42.1	31.5	26.6	41.1	
N of Valid	3498	3891	3078	2621	13088	
N of Miss	1193	455	435	221	2304	

Table 235: My parents ask if I've gotten my homework done.

Response	6	8	10	12	Total	
NO!	1.5	3.3	4.7	9.0	4.3	
no	2.5	7.4	14.1	21.5	10.5	
yes	22.2	33.9	40.8	42.8	34.2	
YES!	73.7	55.4	40.5	26.8	51.0	
N of Valid	3507	3902	3092	2624	13125	
N of Miss	1191	444	426	217	2278	

Table 236: People in my family have serious arguments.

Response	6	8	10	12	Total	
NO!	38.8	27.8	20.8	21.0	27.7	
no	38.8	45.3	46.8	47.5	44.4	
yes	14.8	18.5	22.2	23.2	19.3	
YES!	7.6	8.5	10.2	8.4	8.6	
N of Valid	3451	3889	3072	2622	13034	
N of Miss	1244	455	438	220	2357	

Table 237: Would your parents know if you did not come home on time?

Response	6	8	10	12	Total	
NO!	2.7	2.9	3.6	4.8	3.4	
no	6.5	10.4	13.0	15.7	11.1	
yes	25.5	35.7	42.2	43.5	36.1	
YES!	65.3	51.0	41.2	36.0	49.4	
N of Valid	3439	3877	3075	2616	13007	
N of Miss	1257	466	443	226	2392	

Table 238: It is important to be honest with your parents, even if they become upset or you get punished.

Response	6	8	10	12	Total	
NO!	1.6	3.5	4.9	4.9	3.6	
no	3.5	9.0	12.0	12.8	9.0	
yes	22.5	35.8	42.4	44.9	35.7	
YES!	72.4	51.8	40.6	37.5	51.7	
N of Valid	3436	3878	3078	2613	13005	
N of Miss	1262	466	438	225	2391	

Table 239: My parents notice when I am doing a good job and let me know about it.

Response	6	8	10	12	Total	
Never or Almost Never	5.8	8.6	10.0	10.2	8.5	
Sometimes	17.3	25.6	30.5	34.0	26.2	
Often	28.9	31.6	33.5	31.0	31.2	
All the time	47.9	34.2	26.1	24.8	34.0	
N of Valid	3432	3872	3082	2619	13005	
N of Miss	1267	477	434	222	2400	

Table 240: How often do your parents tell you they're proud of you for something you've done?





Response	6	8	10	12	Total	
Never or Almost Never	5.0	8.7	11.6	11.8	9.0	
Sometimes	15.0	24.1	28.7	30.9	24.1	
Often	30.4	32.3	32.4	31.5	31.7	
All the time	49.7	34.9	27.4	25.7	35.2	
N of Valid	3412	3864	3078	2615	12969	
N of Miss	1285	484	440	229	2438	

Table 241: How many brothers and sisters, including stepbrothers and stepsisters, do you have that are younger than you?








Response	6	8	10	12	Total	
0	31.7	29.6	29.8	31.6	30.6	
1	32.4	32.5	31.2	29.8	31.6	
2	18.2	18.4	18.3	18.3	18.3	
3	8.4	8.9	9.0	9.0	8.8	
4	4.3	5.1	5.3	5.4	5.0	
5	2.1	2.2	2.8	2.6	2.4	
6 or more	2.9	3.3	3.6	3.4	3.3	
N of Valid	3364	3837	3058	2602	12861	
N of Miss	1332	508	454	237	2531	

Table 242: How many brothers and sisters, including stepbrothers and stepsisters, do you have that are older than you?








Response	6	8	10	12	Total	
0	33.0	33.7	35.1	35.2	34.2	
1	29.8	28.7	26.5	27.6	28.3	
2	16.1	17.0	17.6	17.2	17.0	
3	9.0	9.5	8.8	9.1	9.1	
4	5.0	4.9	5.2	5.0	5.0	
5	3.0	2.5	2.7	2.3	2.7	
6 or more	3.9	3.5	4.0	3.6	3.8	
N of Valid	3369	3851	3072	2617	12909	
N of Miss	1328	496	441	227	2492	

Table 243: Have you changed homes in the past year (the last 12 months)?



Response	6	8	10	12	Total	
No	71.8	72.9	75.5	77.9	74.2	
Yes	28.2	27.1	24.5	22.1	25.8	
N of Valid	3347	3845	3078	2613	12883	
N of Miss	1352	504	440	231	2527	

Table 244: How many times have you changed homes since kindergarten?






Response	6	8	10	12	Total	
Never	31.6	23.5	20.4	19.9	24.1	
1 or 2 times	34.0	34.7	33.4	32.1	33.7	
3 or 4 times	19.6	20.9	22.7	22.9	21.4	
5 or 6 times	7.2	10.2	10.9	12.7	10.1	
7 or more times	7.5	10.7	12.6	12.4	10.7	
N of Valid	3322	3810	3062	2607	12801	
N of Miss	1373	539	453	236	2601	

Table 245: Have you changed schools (including changing from elementary to middle and middle to high school) in the past year?



Response	6	8	10	12	Total	
No	37.4	52.5	58.8	80.0	55.7	
Yes	62.6	47.5	41.2	20.0	44.3	
N of Valid	3307	3807	3047	2606	12767	
N of Miss	1391	543	470	236	2640	

Table 246: How many times have you changed schools since kindergarten (including changing from elementary to middle and middle to high school)?






Response	6	8	10	12	Total	
Never	18.1	12.7	12.7	13.0	14.1	
1 or 2 times	44.1	32.4	17.2	15.2	28.3	
3 or 4 times	25.2	33.6	37.4	39.0	33.4	
5 or 6 times	8.2	12.3	20.4	20.8	14.9	
7 or more times	4.5	9.1	12.3	12.0	9.3	
N of Valid	3296	3810	3058	2609	12773	
N of Miss	1402	540	459	234	2635	

Table 247: Has anyone in your family ever had severe alcohol or drug problems?



Response	6	8	10	12	Total	
No	78.1	70.8	62.6	60.5	68.6	
Yes	21.9	29.2	37.4	39.5	31.4	
N of Valid	3273	3801	3059	2601	12734	
N of Miss	1426	547	459	242	2674	

Table 248: About how many adults (over 21) have you known personally who in the past year have: used marijuana, crack, cocaine, or other drugs?






Response	6	8	10	12	Total	
0	83.2	72.5	57.5	50.8	67.2	
1	9.3	12.5	15.4	14.1	12.7	
2	3.6	5.9	9.4	10.8	7.1	
3-4	2.0	3.9	8.3	9.8	5.7	
5+	1.9	5.2	9.4	14.6	7.3	
N of Valid	3256	3789	3037	2597	12679	
N of Miss	1444	559	481	244	2728	

Table 249: About how many adults (over 21) have you known personally who in the past year have: sold or dealt drugs?






Response	6	8	10	12	Total	
0	92.3	83.8	72.8	68.6	80.2	
1	4.7	8.2	11.4	11.1	8.7	
2	1.6	3.3	6.7	9.0	4.8	
3-4	0.5	2.0	4.3	5.2	2.8	
5+	1.0	2.7	4.8	6.1	3.5	
N of Valid	3245	3772	3041	2593	12651	
N of Miss	1454	576	477	250	2757	

Table 250: About how many adults (over 21) have you known personally who in the past year have: done other things that could get them in trouble with the police, like stealing, selling stolen goods, mugging or assaulting others, etc.?






Response	6	8	10	12	Total	
0	86.6	76.5	67.7	68.0	75.2	
1	8.7	12.0	13.3	10.5	11.2	
2	2.3	4.5	7.7	8.5	5.5	
3-4	1.0	3.1	4.8	5.5	3.4	
5+	1.4	3.9	6.6	7.5	4.7	
N of Valid	3236	3775	3039	2592	12642	
N of Miss	1461	573	480	249	2763	

Table 251: About how many adults (over 21) have you known personally who in the past year have: gotten drunk or high?






Response	6	8	10	12	Total	
0	66.5	48.9	35.6	30.2	46.4	
1	18.2	19.6	17.2	14.7	17.6	
2	5.9	10.2	12.0	11.8	9.9	
3-4	3.4	6.6	10.5	11.2	7.7	
5+	6.0	14.8	24.7	32.0	18.4	
N of Valid	3232	3778	3035	2591	12636	
N of Miss	1467	570	481	251	2769	

Table 252: Have you seen or heard information about underage drinking in the past 12 months from the following sources? Radio



Response	6	8	10	12	Total	
No	47.5	41.9	41.2	41.3	43.0	
Yes	52.5	58.1	58.8	58.7	57.0	
N of Valid	3202	3747	3021	2585	12555	
N of Miss	1496	600	495	256	2847	

Table 253: Have you seen or heard information about underage drinking in the past 12 months from the following sources? TV.



Response	6	8	10	12	Total	
No	23.4	21.3	20.5	19.5	21.3	
Yes	76.6	78.7	79.5	80.5	78.7	
N of Valid	3199	3735	3024	2583	12541	
N of Miss	1501	615	494	260	2870	

Table 254: Have you seen or heard information about underage drinking in the past 12 months from the following sources? Print. This includes information on underage drinking you may have seen in the newspaper, on a billboard, in pamphlets, on stickers, etc.



Response	6	8	10	12	Total	
No	45.1	42.8	40.5	37.8	41.8	
Yes	54.9	57.2	59.5	62.2	58.2	
N of Valid	3177	3735	3013	2588	12513	
N of Miss	1523	614	505	255	2897	

Table 255: Have you seen or heard information about underage drinking in the past 12 months from the following sources? Website or social media? (Facebook, Myspace, website, etc.)



Response	6	8	10	12	Total	
No	52.9	44.9	40.4	40.8	45.0	
Yes	47.1	55.1	59.6	59.2	55.0	
N of Valid	3175	3731	3014	2583	12503	
N of Miss	1523	618	504	261	2906	

Table 256: The next questions ask about your opinions of the information you saw or heard. If you have seen or heard more than one ad, please think about your favorite ad when answering these questions. The information about underage drinking that I saw or heard was convincing.


Response	6	8	10	12	Total	
NO!	22.1	14.2	13.0	13.0	15.6	
no	7.3	15.0	20.8	23.2	16.2	
yes	20.0	31.0	38.3	40.2	31.9	
YES!	32.9	26.5	17.8	15.5	23.7	
I have not seen or heard any ads about underage drinking in the past 12 months.	17.7	13.2	10.1	8.2	12.5	
N of Valid	3073	3686	2987	2569	12315	
N of Miss	1616	654	526	272	3068	

Table 257: The next questions ask about your opinions of the information you saw or heard. If you have seen or heard more than one ad, please think about your favorite ad when answering these questions. The information about underage drinking that I saw or heard grabbed my attention.

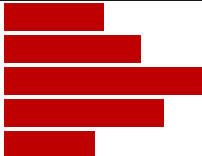
Response	6	8	10	12	Total	
NO!	18.9	12.4	12.1	12.1	13.9	
no	9.5	19.2	25.4	27.5	20.0	
yes	21.8	29.2	34.7	36.7	30.3	
YES!	32.4	26.7	18.0	15.5	23.7	
I have not seen or heard any ads about underage drinking in the past 12 months.	17.4	12.6	9.8	8.2	12.2	
N of Valid	3071	3686	2985	2563	12305	
N of Miss	1625	658	532	279	3094	

Table 258: The next questions ask about your opinions of the information you saw or heard. If you have seen or heard more than one ad, please think about your favorite ad when answering these questions. The information about underage drinking that I saw or heard said something important to me.

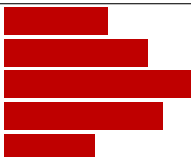
Response	6	8	10	12	Total	
NO!	17.5	13.2	13.3	14.1	14.5	
no	9.2	19.2	27.6	30.2	21.1	
yes	20.7	28.5	32.3	33.3	28.5	
YES!	34.8	26.5	16.8	14.1	23.6	
I have not seen or heard any ads about underage drinking in the past 12 months.	17.8	12.6	10.0	8.3	12.4	
N of Valid	3044	3685	2983	2562	12274	
N of Miss	1652	663	534	281	3130	

Table 259: The next questions ask about your opinions of the information you saw or heard. If you have seen or heard more than one ad, please think about your favorite ad when answering these questions. Seeing or hearing this information about underage drinking made me want to stop or decrease my drinking.










Response	6	8	10	12	Total	
NO!	17.4	14.0	17.1	19.4	16.7	
no	4.2	13.5	24.2	29.0	17.2	
yes	8.1	17.1	23.2	24.4	18.0	
YES!	34.8	30.7	20.6	15.3	25.9	
I have not seen or heard any ads about underage drinking in the past 12 months.	35.5	24.7	14.9	11.9	22.1	
N of Valid	2814	3544	2909	2518	11785	
N of Miss	1870	801	605	326	3602	

Table 260: How honest were you in filling out this survey?

Response	6	8	10	12	Total	
I was very honest	86.1	78.9	77.8	79.1	80.5	
I was honest pretty much of the time	12.2	17.8	18.1	16.6	16.2	
I was honest some of the time	1.3	2.5	3.0	3.0	2.4	
I was honest once in a while	0.4	0.8	1.0	1.3	0.9	
I was not honest at all	0.0	0.0	0.0	0.0	0.0	
N of Valid	3206	3733	3041	2598	12578	
N of Miss	1490	612	475	241	2818	