

2015 APNA

Arkansas Prevention Needs Assessment Student Survey

Region 1
Tables

**Arkansas Department of Human Services
Division of Behavioral Health Services
Prevention Services**

Conducted by International Survey Associates dba Pride Surveys

Contents

1	INTRODUCTION	11
2	PERCENTAGE TABLES	16

List of Tables

1	Sex	17
2	Age	17
3	Are you Hispanic or Latino?	17
4	What is your race? Black or African American	18
5	What is your race? Asian	18
6	What is your race? American Indian	18
7	What is your race? Alaska Native	18
8	What is your race? White	19
9	What is your race? Native Hawaiian or Other Pacific Islander	19
10	What is your race? Other	19
11	What is the highest level of schooling completed by your mother or father?	20
12	Think of where you live most of the time. Which of the following people live there with you? Mother	20
13	Think of where you live most of the time. Which of the following people live there with you? Stepmother	20
14	Think of where you live most of the time. Which of the following people live there with you? Foster Mother	21
15	Think of where you live most of the time. Which of the following people live there with you? Grandmother	21
16	Think of where you live most of the time. Which of the following people live there with you? Aunt	21
17	Think of where you live most of the time. Which of the following people live there with you? Father	21
18	Think of where you live most of the time. Which of the following people live there with you? Stepfather	22
19	Think of where you live most of the time. Which of the following people live there with you? Foster Father	22
20	Think of where you live most of the time. Which of the following people live there with you? Grandfather	22
21	Think of where you live most of the time. Which of the following people live there with you? Uncle	22
22	Think of where you live most of the time. Which of the following people live there with you? Other Adults	23
23	Think of where you live most of the time. Which of the following people live there with you? Brother(s)	23
24	Think of where you live most of the time. Which of the following people live there with you? Stepbrother(s)	23
25	Think of where you live most of the time. Which of the following people live there with you? Sister(s)	23
26	Think of where you live most of the time. Which of the following people live there with you? Stepsister(s)	24

27	Think of where you live most of the time. Which of the following people live there with you? Other Children	24
28	In my school, students have lots of chances to help decide things like class activities and rules.	24
29	Teachers ask me to work on special classroom projects.	24
30	My teacher(s) notices when I am doing a good job and lets me know about it.	25
31	There are lots of chances for students in my school to get involved in sports, clubs, and other school activities outside of class.	25
32	There are lots of chances for students in my school to talk with a teacher one-on-one.	25
33	I feel safe at my school.	26
34	The school lets my parents know when I have done something well.	26
35	My teachers praise me when I work hard in school.	26
36	Are your school grades better than the grades of most students in your class?	27
37	I have lots of chances to be part of class discussions or activities.	27
38	Now thinking back over the past year in school, how often did you: enjoy being in school?	27
39	Now thinking back over the past year in school, how often did you: hate being in school?	28
40	Now thinking back over the past year in school, how often did you: try to do your best work in school?	28
41	How often do you feel that the school work you are assigned is meaningful and important?	28
42	Putting them all together, what were your grades like last year?	29
43	How important do you think the things you are learning in school are going to be for your later life?	29
44	Do your parents care about your skipping or cutting school?	29
45	During the LAST FOUR WEEKS how many whole days of school have you missed because you skipped or 'cut'?	30
46	What are the chances you would be seen as cool if you: smoked cigarettes?	30
47	What are the chances you would be seen as cool if you: worked hard at school?	30
48	What are the chances you would be seen as cool if you: began drinking alcoholic beverages regularly, that is, at least once or twice a month?	31
49	What are the chances you would be seen as cool if you: defended someone who was being bullied?	31
50	What are the chances you would be seen as cool if you: smoked marijuana?	31
51	What are the chances you would be seen as cool if you: carried a handgun?	32

52	What are the chances you would be seen as cool if you: used e-cigarettes, e-cigars or e-hookahs?	32
53	What are the chances you would be seen as cool if you: bullied someone or cyber bullied someone?	32
54	Think of your four best friends (the friends you feel closest to). In the past year (12 months), how many of your best friends have: participated in clubs, organizations or activities at school?	33
55	Think of your four best friends (the friends you feel closest to). In the past year (12 months), how many of your best friends have: smoked cigarettes?	33
56	Think of your four best friends (the friends you feel closest to). In the past year (12 months), how many of your best friends have: tried beer, wine or hard liquor (for example, vodka, whiskey, or gin) when their parents didn't know about it?	33
57	Think of your four best friends (the friends you feel closest to). In the past year (12 months), how many of your best friends have: used e-cigarettes, e-cigars, or e-hookahs?	34
58	Think of your four best friends (the friends you feel closest to). In the past year (12 months), how many of your best friends have: used marijuana?	34
59	Think of your four best friends (the friends you feel closest to). In the past year (12 months), how many of your best friends have: used prescription drugs or non-prescription drugs for the purpose of getting high?	34
60	Think of your four best friends (the friends you feel closest to). In the past year (12 months), how many of your best friends have: used synthetic marijuana (K2, spice) or bath salts?	35
61	Think of your four best friends (the friends you feel closest to). In the past year (12 months), how many of your best friends have: used LSD, cocaine, amphetamines, or other illegal drugs?	35
62	Think of your four best friends (the friends you feel closest to). In the past year (12 months), how many of your best friends have: been bullied?	35
63	Think of your four best friends (the friends you feel closest to). In the past year (12 months), how many of your best friends have: been suspended from school?	36
64	Think of your four best friends (the friends you feel closest to). In the past year (12 months), how many of your best friends have: carried a handgun?	36
65	Think of your four best friends (the friends you feel closest to). In the past year (12 months), how many of your best friends have: sold illegal drugs?	36
66	Think of your four best friends (the friends you feel closest to). In the past year (12 months), how many of your best friends have: regularly attended religious services?	37

67	Think of your four best friends (the friends you feel closest to). In the past year (12 months), how many of your best friends have: stolen or tried to steal a motor vehicle such as a car or motorcycle?	37
68	Think of your four best friends (the friends you feel closest to). In the past year (12 months), how many of your best friends have: been arrested?	37
69	Think of your four best friends (the friends you feel closest to). In the past year (12 months), how many of your best friends have: dropped out of school?	38
70	Think of your four best friends (the friends you feel closest to). In the past year (12 months), how many of your best friends have: been members of a gang?	38
71	How old were you when you first: smoked marijuana?	38
72	How old were you when you first: smoked a cigarette, even just a puff?	39
73	How old were you when you first: had more than a sip or two of beer, wine or hard liquor (for example, vodka, whiskey, or gin)?	39
74	How old were you when you first: began drinking alcoholic beverages regularly, that is, at least once or twice a month?	40
75	How old were you when you first: used Daztrex?	40
76	How old were you when you first: got suspended from school?	41
77	How old were you when you first: got arrested?	41
78	How old were you when you first: carried a handgun?	42
79	How old were you when you first: used e-cigarettes, e-cigars, or e-hookahs?	42
80	How old were you when you first: belonged to a gang?	43
81	How old were you when you first: used prescription drugs not prescribed to you?	43
82	How wrong do you think it is for someone your age to: take a handgun to school?	44
83	How wrong do you think it is for someone your age to: steal anything?	44
84	How wrong do you think it is for someone your age to: pick a fight with someone?	44
85	How wrong do you think it is for someone your age to: attack someone with the idea of seriously hurting them?	45
86	How wrong do you think it is for someone your age to: stay away from school all day when their parents think they are at school?	45
87	How wrong do you think it is for someone your age to: drink beer, wine or hard liquor (for example, vodka, whiskey, or gin) regularly?	45
88	How wrong do you think it is for someone your age to: smoke cigarettes?	46
89	How wrong do you think it is for someone your age to: smoke marijuana?	46

90	How wrong do you think it is for someone your age to: use prescription drugs or non-prescription drugs for the purpose of getting high?	46
91	How wrong do you think it is for someone your age to: use synthetic marijuana (K2, spice) or bath salts?	47
92	How wrong do you think it is for someone your age to: use LSD, cocaine, amphetamines or another illegal drug?	47
93	How wrong do you think it is for someone your age to: use e-cigarettes, e-cigars or e-hookahs?	47
94	At school during the past 12 months, did you receive help from the resource teacher, speech therapist or other special education teacher?	48
95	How many times in the past year (12 months) have you: been suspended from school?	48
96	How many times in the past year (12 months) have you: carried a handgun?	48
97	How many times in the past year (12 months) have you: sold illegal drugs?	49
98	How many times in the past year (12 months) have you: stolen or tried to steal a motor vehicle such as a car or motorcycle?	49
99	How many times in the past year (12 months) have you: participated in clubs, organizations or activities at school?	50
100	How many times in the past year (12 months) have you: been arrested?	50
101	How many times in the past year (12 months) have you: attacked someone with the idea of seriously hurting them?	51
102	How many times in the past year (12 months) have you: been drunk or high at school?	51
103	How many times in the past year (12 months) have you: taken a handgun to school?	52
104	Are you currently on probation, or assigned a probation officer with Juvenile Court?	52
105	Have you ever belonged to a gang?	52
106	If you have ever belonged to a gang, did that gang have a name?	53
107	You are at a party at someone's house, and one of your friends offers you a drink containing alcohol. What would you say or do?	53
108	How often do you attend religious services or activities?	53
109	I think sometimes it's okay to cheat at school.	54
110	It is important to think before you act.	54
111	Sometimes I think that life is not worth it.	54
112	At times I think I am no good at all.	55
113	All in all, I am inclined to think that I am a failure.	55
114	In the past year, have you felt depressed or sad MOST days, even if you felt okay sometimes?	55
115	It is all right to beat up people if they start the fight.	56
116	I think it is okay to take something without asking if you can get away with it.	56

117	Where do you get the most information about living a drug and alcohol free life? Parents/guardians	56
118	Where do you get the most information about living a drug and alcohol free life? Friends	57
119	Where do you get the most information about living a drug and alcohol free life? Family members	57
120	Where do you get the most information about living a drug and alcohol free life? School	57
121	Where do you get the most information about living a drug and alcohol free life? Internet	58
122	Where do you get the most information about living a drug and alcohol free life? TV	58
123	Where do you get the most information about living a drug and alcohol free life? Social media	58
124	How much do you think people risk harming themselves (physically or in other ways) if they: smoked one or more packs of cigarettes per day?	59
125	How much do you think people risk harming themselves (physically or in other ways) if they: try marijuana once or twice?	59
126	How much do you think people risk harming themselves (physically or in other ways) if they: smoke marijuana once or twice a week?	59
127	How much do you think people risk harming themselves (physically or in other ways) if they: take one or two drinks of an alcoholic beverage (beer, wine, liquor) nearly every day?	60
128	How much do you think people risk harming themselves (physically or in other ways) if they: have five or more drinks of an alcoholic beverage once or twice a weekend?	60
129	How much do you think people risk harming themselves (physically or in other ways) if they: use prescription drugs that are not prescribed to them?	60
130	How much do you think people risk harming themselves (physically or in other ways) if they: use non-prescription drugs to get high?	61
131	How much do you think people risk harming themselves (physically or in other ways) if they: use e-cigarettes, e-cigars, or e-hookahs?	61
132	Have you ever used smokeless tobacco (chew, snuff, plug, dipping tobacco, or chewing tobacco)?	61
133	How often have you used smokeless tobacco during the past 30 days?	62
134	Have you ever smoked cigarettes?	62
135	How frequently have you smoked cigarettes during the past 30 days?	62
136	Which statement best describes rules about smoking inside your home or your family cars?	63
137	Have you ever used e-cigarettes, e-cigars, or e-hookahs?	63
138	How frequently have you used e-cigarettes, e-cigars, or e-hookahs?	64
139	During this school year, were you taught in any of your classes about the dangers of tobacco use?	64

140	During the past 12 months, have you participated in any community activities to discourage people your age from using cigarettes, chewing tobacco, snuff, dip or cigars, e-cigarettes, e-cigars, or e-hookahs?	64
141	Think back over the last two weeks. How many times have you had five or more alcoholic drinks in a row?	65
142	During the past 30 days, how many times did you ride in a car or other vehicle driven by someone who had been drinking alcohol or using drugs to get high?	65
143	During the past 30 days, how many times did you drive a car or other vehicle when you had been drinking alcohol or using drugs to get high?	65
144	If you drank alcohol (not just a sip or taste) in the past year, how did you usually get it?	66
145	If you drank alcohol (not just a sip or taste) in the past year, where did you usually drink it?	66
146	How do you feel about someone your age having one or two drinks of an alcoholic beverage nearly every day?	67
147	On how many occasions have you had alcoholic beverages (beer, wine or hard liquor) to drink in your lifetime - more than just a few sips?	67
148	On how many occasions have you drunk one or more drinks of an alcoholic beverage during the past 30 days?	67
149	On how many occasions have you used marijuana (grass, pot) or hashish (hash, hash oil) in your lifetime?	68
150	On how many occasions have you used marijuana (grass, pot) or hashish (hash, hash oil) during the past 30 days?	68
151	On how many occasions have you used LSD or other psychedelics in your lifetime?	68
152	On how many occasions have you used LSD or other psychedelics during the past 30 days?	69
153	On how many occasions have you used cocaine or crack in your lifetime?	69
154	On how many occasions have you used cocaine or crack during the past 30 days?	69
155	On how many occasions have you sniffed glue, breathed the contents of an aerosol spray can, or inhaled other gases or sprays, in order to get high in your lifetime?	70
156	On how many occasions have you sniffed glue, breathed the contents of an aerosol spray can, or inhaled other gases or sprays, in order to get high during the past 30 days?	70
157	On how many occasions have you used Daztrex in your lifetime?	71
158	On how many occasions have you used Daztrex during the past 30 days?	71
159	On how many occasions have you used synthetic marijuana (K2, spice) in your lifetime?	71

160	On how many occasions have you used synthetic marijuana (K2, spice) during the past 30 days?	72
161	On how many occasions have you used methamphetamines (meth, speed, crank, crystal meth) in your lifetime?	72
162	On how many occasions have you used methamphetamines (meth, speed, crank, crystal meth) in the past 30 days?	72
163	On how many occasions have you used other chemical products (bath salts, plant food, etc.) in your lifetime?	73
164	On how many occasions have you used other chemical products (bath salts, plant food, etc.) during the past 30 days?	73
165	On how many occasions have you used heroin or other opiates in your lifetime?	73
166	On how many occasions have you used heroin or other opiates during the past 30 days?	74
167	On how many occasions have you used MDMA ('X', 'E', or ecstasy) in your lifetime?	74
168	On how many occasions have you used MDMA ('X', 'E', or ecstasy) during the past 30 days?	74
169	On how many occasions have you taken prescription drugs (such as Valium, Xanax, Ritalin, Adderall, OxyContin, Darvocet, or sleeping pills) not prescribed to you in your lifetime?	75
170	On how many occasions have you taken prescription drugs (such as Valium, Xanax, Ritalin, Adderall, OxyContin, Darvocet, or sleeping pills) not prescribed to you during the past 30 days?	75
171	On how many occasions have you taken non-prescription medicines such as diet pills (for example, Dietac, Dexatrim or Prolamine), stay-awake pills (for example No-Doz, Vivarin, or Wake), or cough or cold medicines (robos, DXM, etc.) to get high in your lifetime?	76
172	On how many occasions have you taken non-prescription medicines such as diet pills (for example, Dietac, Dexatrim or Prolamine), stay-awake pills (for example No-Doz, Vivarin, or Wake), or cough or cold medicines (robos, DXM, etc.) to get high during the past 30 days?	76
173	On how many occasions have you been drunk or very high from drinking alcoholic beverages during the past 30 days?	77
174	On how many occasions have you drunk flavored alcoholic beverages, sometimes called 'alcopops' (like Mike's Hard Lemonade, Smirnoff Ice, Bacardi Breezers, etc.) in your lifetime?	77
175	On how many occasions have you drunk flavored alcoholic beverages, sometimes called 'alcopops' (like Mike's Hard Lemonade, Smirnoff Ice, Bacardi Breezers, etc.) during the past 30 days?	78
176	If you used prescription drugs or over the counter drugs without a doctor telling you to use it or for the purpose of getting high, where did you get these drugs? - Did not use	78

177	If you used prescription drugs or over the counter drugs without a doctor telling you to use it or for the purpose of getting high, where did you get these drugs? - Bought or took from store or shop	78
178	If you used prescription drugs or over the counter drugs without a doctor telling you to use it or for the purpose of getting high, where did you get these drugs? - Got from parents with permission	79
179	If you used prescription drugs or over the counter drugs without a doctor telling you to use it or for the purpose of getting high, where did you get these drugs? - Got from home without permission	79
180	If you used prescription drugs or over the counter drugs without a doctor telling you to use it or for the purpose of getting high, where did you get these drugs? - Got from relative with permission	79
181	If you used prescription drugs or over the counter drugs without a doctor telling you to use it or for the purpose of getting high, where did you get these drugs? - Got from relative without permission	79
182	If you used prescription drugs or over the counter drugs without a doctor telling you to use it or for the purpose of getting high, where did you get these drugs? - Got from friend's home with permission	80
183	If you used prescription drugs or over the counter drugs without a doctor telling you to use it or for the purpose of getting high, where did you get these drugs? - Got from friend's home without permission	80
184	If you used prescription drugs or over the counter drugs without a doctor telling you to use it or for the purpose of getting high, where did you get these drugs? - Got from friend at school	80
185	If you used prescription drugs or over the counter drugs without a doctor telling you to use it or for the purpose of getting high, where did you get these drugs? - Got from friend at party	80
186	If you used prescription drugs or over the counter drugs without a doctor telling you to use it or for the purpose of getting high, where did you get these drugs? - Got from friend, elsewhere	81
187	If you used prescription drugs or over the counter drugs without a doctor telling you to use it or for the purpose of getting high, where did you get these drugs? - Got from internet sale	81
188	During the last month, about how many marijuana cigarettes, or the equivalent, did you smoke a day, on the average?	81
189	How wrong do your friends feel it would be for YOU to: have one or two drinks of an alcoholic beverage nearly every day?	82
190	How wrong do your friends feel it would be for YOU to: smoke tobacco?	82
191	How wrong do your friends feel it would be for YOU to: smoke marijuana?	82
192	How wrong do your friends feel it would be for YOU to: use prescription drugs not prescribed to you?	83
193	How wrong would most adults (over 21) in your neighborhood think it is for kids your age: to use marijuana?	83

194	How wrong would most adults (over 21) in your neighborhood think it is for kids your age: to drink alcohol?	83
195	How wrong would most adults (over 21) in your neighborhood think it is for kids your age: to smoke cigarettes?	84
196	How much do each of the following statements describe your neighborhood? crime and/or drug selling	84
197	How much do each of the following statements describe your neighborhood? fights	84
198	How much do each of the following statements describe your neighborhood? lots of empty or abandoned buildings	85
199	How much do each of the following statements describe your neighborhood? lots of graffiti	85
200	I feel safe in my neighborhood.	85
201	If a kid smoked marijuana in your neighborhood would he or she be caught by the police?	86
202	If a kid drank some beer, wine or hard liquor (for example, vodka, whiskey, or gin) in your neighborhood would he or she be caught by the police?	86
203	If a kid carried a handgun in your neighborhood would he or she be caught by the police?	86
204	If you wanted to get some cigarettes, how easy would it be for you to get some?	87
205	If you wanted to get some beer, wine or hard liquor (for example, vodka, whiskey, or gin), how easy would it be for you to get some?	87
206	If you wanted to get a drug like cocaine, LSD, or amphetamines, how easy would it be for you to get some?	87
207	If you wanted to get a handgun, how easy would it be for you to get one?	88
208	If you wanted to get some marijuana, how easy would it be for you to get some?	88
209	If you wanted to get prescription drugs for the purpose of getting high, how easy would it be for you to get some?	88
210	If you wanted to get synthetic marijuana such as K2 or chemical products such as bath salts to get high, how easy would it be for you to get some?	89
211	If you wanted to get steroids to use or to enhance athletic performance, how easy would it be for you to get some?	89
212	If you wanted to get e-cigarettes, e-cigars, or e-hookahs, how easy would it be for you to get some?	89
213	During the past 12 months, have you participated in any alcohol prevention programs or seen any alcohol prevention messages in your school or community? Yes, a school-based program focused on preventing underage drinking and/or drinking and driving.	90

214	During the past 12 months, have you participated in any alcohol prevention programs or seen any alcohol prevention messages in your school or community? Yes, a community-based program focused on preventing underage drinking and/or drinking and driving (for example, through your church or temple or through youth groups like Boys and Girls Club or 4-H).	90
215	During the past 12 months, have you participated in any alcohol prevention programs or seen any alcohol prevention messages in your school or community? Yes, a media campaign addressing underage drinking and/or drinking and driving (for example, newspaper ads, posters, pamphlets, radio, TV).	90
216	During the past 12 months, have you participated in any alcohol prevention programs or seen any alcohol prevention messages in your school or community? No	90
217	How wrong do your parents feel it would be for YOU to: have one or two drinks of an alcoholic beverage nearly every day?	91
218	How wrong do your parents feel it would be for YOU to: smoke tobacco?	91
219	How wrong do your parents feel it would be for YOU to: smoke marijuana?	91
220	How wrong do your parents feel it would be for YOU to: use prescription drugs not prescribed to you?	92
221	How wrong do your parents feel it would be for YOU to: steal something worth more than \$5?	92
222	How wrong do your parents feel it would be for YOU to: draw graffiti, write things, or draw pictures on buildings or other property (without the owner's permission)?	92
223	How wrong do your parents feel it would be for YOU to: pick a fight with someone?	93
224	During the past 12 months, have you talked with at least one of your parents about the dangers of underage drinking and/or drinking and driving? By parents, we mean either your biological parents, adoptive parents, stepparents, or adult guardians - whether or not they live with you.	93
225	The rules in my family are clear.	93
226	People in my family have serious arguments about the same things, and often insult or yell at each other.	94
227	When I am not at home, one of my parents knows where I am and who I am with.	94
228	My family has clear rules about alcohol and drug use.	94
229	If you skipped school would you be caught by your parents?	95
230	My parents ask if I've gotten my homework done.	95
231	Would your parents know if you did not come home on time?	95
232	Do you know how to properly dispose of leftover prescription drugs?	96

233	Have any of your brothers or sisters ever: drunk beer, wine or hard liquor (for example, vodka, whiskey or gin)?	96
234	Have any of your brothers or sisters ever: smoked marijuana?	96
235	Have any of your brothers or sisters ever: smoked cigarettes?	96
236	Have any of your brothers or sisters ever: taken a handgun to school? .	97
237	Have any of your brothers or sisters ever: been suspended or expelled from school?	97
238	Have any of your brothers or sisters ever: used e-cigarettes, e-cigars or e-hookahs?	97
239	Have any of your brothers or sisters ever: used prescription drugs not prescribed to him/her?	97
240	Have you changed homes in the past year (the last 12 months)? . .	98
241	How many times have you changed homes since kindergarten? . . .	98
242	Have you changed schools (including changing from elementary to middle and middle to high school) in the past year?	98
243	How many times have you changed schools since kindergarten (including changing from elementary to middle and middle to high school)?	99
244	Has anyone in your family ever had severe alcohol or drug problems? .	99
245	About how many adults (over 21) have you known personally who in the past year have: used marijuana, crack, cocaine, or other drugs? .	99
246	About how many adults (over 21) have you known personally who in the past year have: sold or dealt drugs?	100
247	About how many adults (over 21) have you known personally who in the past year have: done other things that could get them in trouble with the police, like stealing, selling stolen goods, mugging or assaulting others, etc.?	100
248	About how many adults (over 21) have you known personally who in the past year have: gotten drunk or high?	100
249	Have you seen or heard information about underage drinking in the past 12 months from the following sources? Radio	101
250	Have you seen or heard information about underage drinking in the past 12 months from the following sources? TV.	101
251	Have you seen or heard information about underage drinking in the past 12 months from the following sources? Print. This includes information on underage drinking you may have seen in the newspaper, on a billboard, in pamphlets, on stickers, etc.	101
252	Have you seen or heard information about underage drinking in the past 12 months from the following sources? Website or social media? (Facebook, Myspace, website, etc.)	101
253	The next questions ask about your opinions of the information you saw or heard. If you have seen or heard more than one ad, please think about your favorite ad when answering these questions. The information about underage drinking that I saw or heard was convincing.	102

254	The next questions ask about your opinions of the information you saw or heard. If you have seen or heard more than one ad, please think about your favorite ad when answering these questions. The information about underage drinking that I saw or heard grabbed my attention.	102
255	The next questions ask about your opinions of the information you saw or heard. If you have seen or heard more than one ad, please think about your favorite ad when answering these questions. The information about underage drinking that I saw or heard said something important to me.	102
256	The next questions ask about your opinions of the information you saw or heard. If you have seen or heard more than one ad, please think about your favorite ad when answering these questions. Seeing or hearing this information about underage drinking made me want to stop or decrease my drinking.	103
257	How honest were you in filling out this survey?	103

List of Figures

1	Grade Chart	12
2	Gender Chart	13
3	Age Chart	14
4	Ethnic Origin Chart	15

1 INTRODUCTION

This report was generated from data collected on the *2015 Arkansas Prevention Needs Assessment Student Survey*. This report contains basic frequency tables of all data collected and graphs on the selected demographic variables of grade, gender, age and ethnic origin. The graph on ethnic origin is represented as a bar chart rather than as a pie chart. This is because students were allowed to mark more than one response for ethnic origin as opposed to being allowed to mark only one response. The bars represent the percent of students who marked each of the ethnic categories.

Questions regarding the information found in this report can be directed to:

Pride Surveys

2140 Newmarket Parkway Suite 116 Marietta, GA 30067 1-800-279-6361
www.pridesurveys.com

Grade Chart

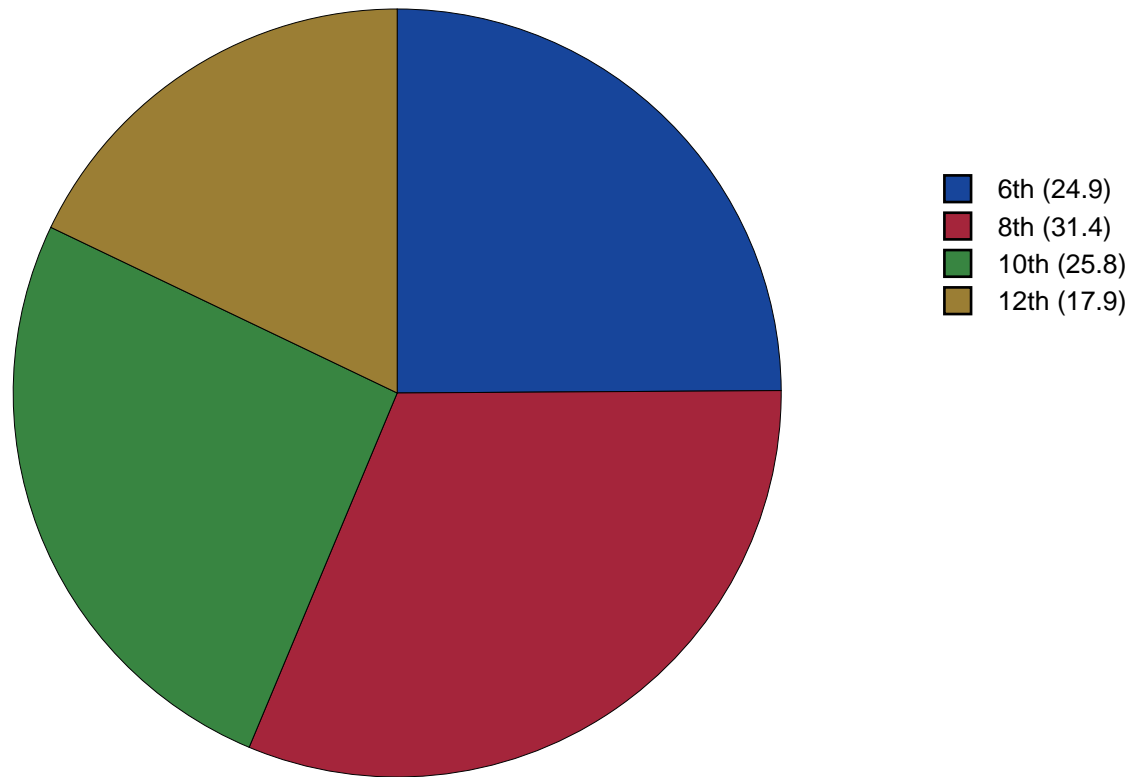


Figure 1: Grade Chart

Gender Chart

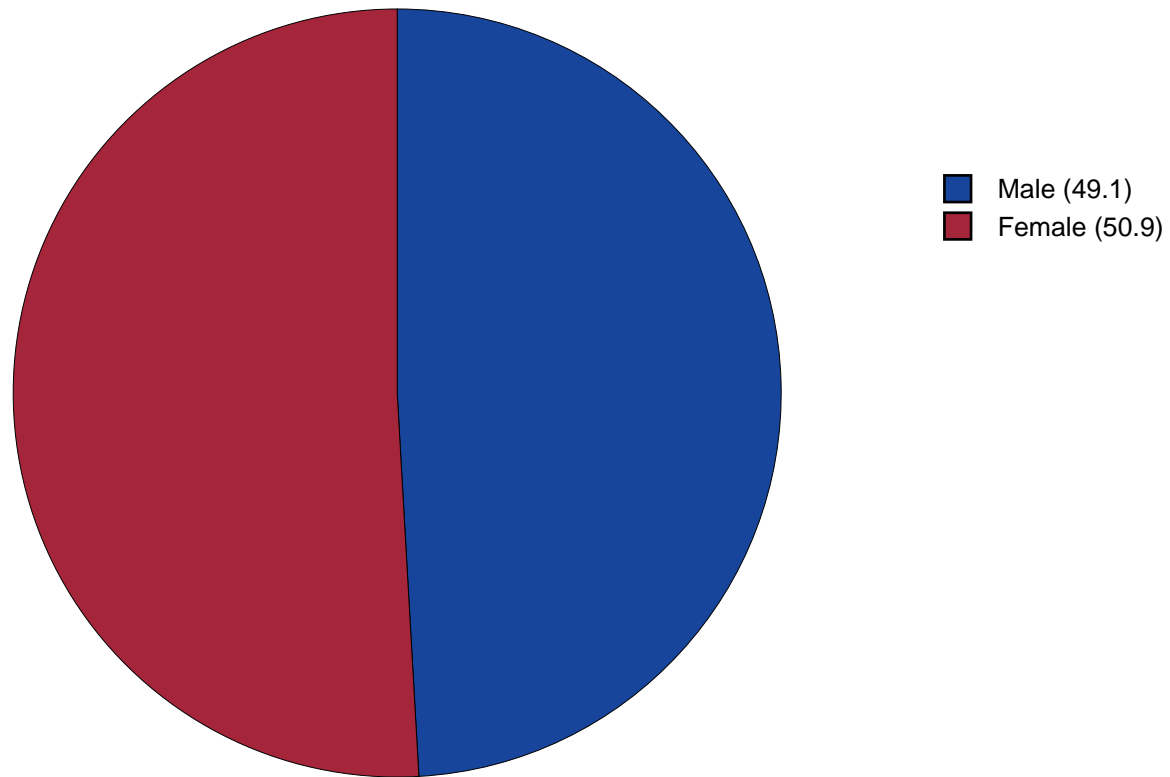


Figure 2: Gender Chart

Age Chart

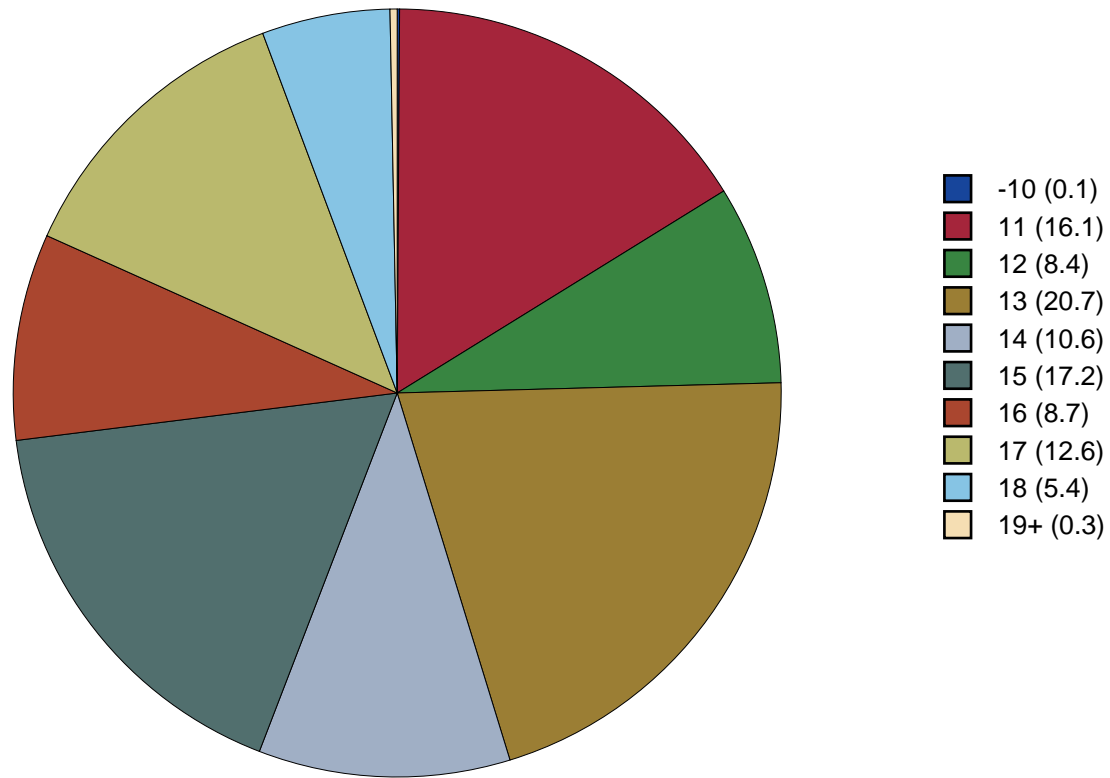


Figure 3: Age Chart

Ethnic Origin Chart

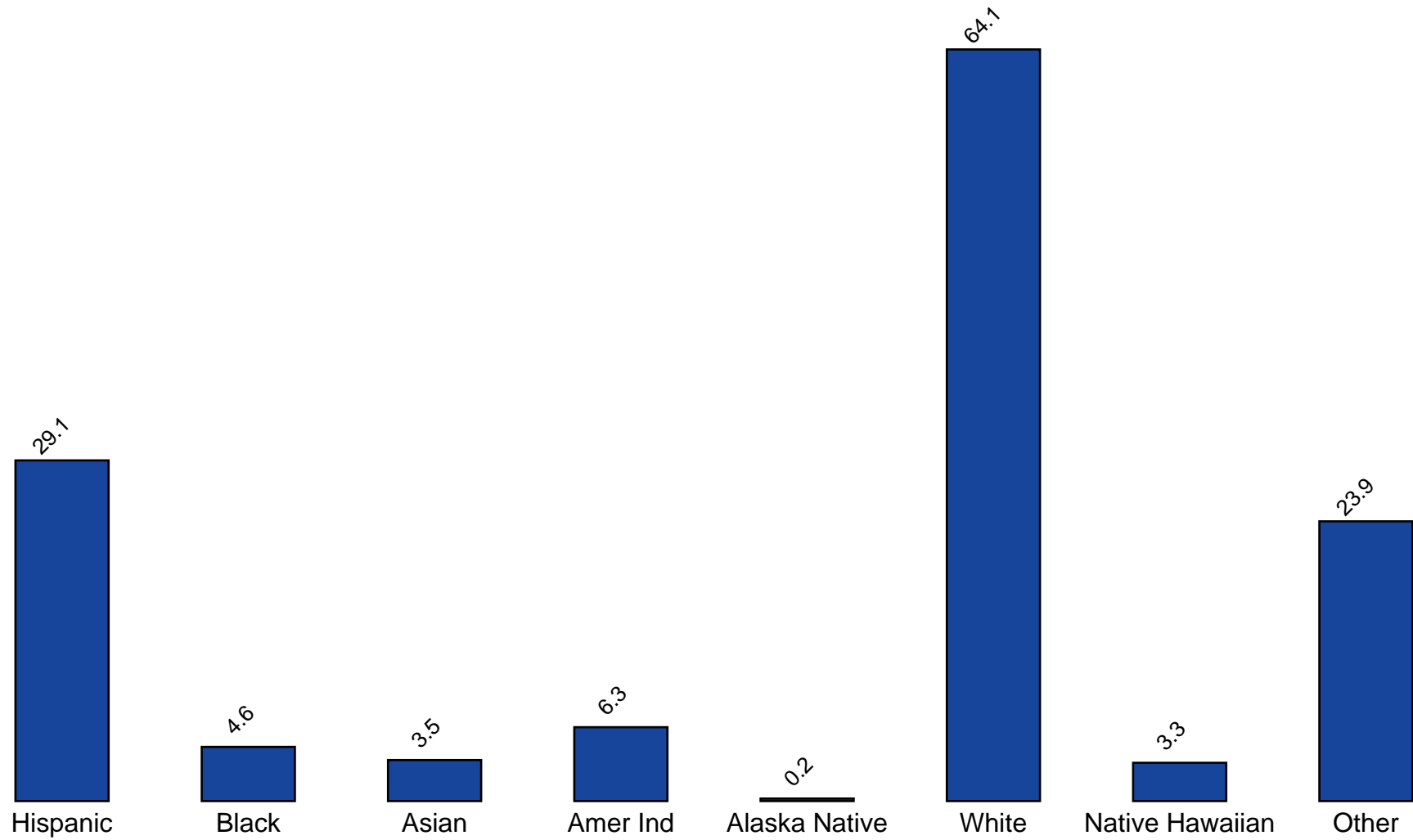


Figure 4: Ethnic Origin Chart

2 PERCENTAGE TABLES

The following tables contain frequency distribution detailing how your students responded to each question on the survey. The tables appear in the same order as the questions on the survey. The tables include breakdowns by grade level as well as overall percentages. The *N of Valid* row is a frequency count of the number of valid responses to each question for each grade and overall. The *N of Miss* row is a frequency count of the number of invalid (marked more than one response) or missing (i.e. did not respond) responses to each question for each grade and overall.

For the questions that allowed more than one response (i.e. race, live with, etc.) each response becomes a separate table. If a student did not mark the response, that was counted as a NO response, and if they did mark the response, that was counted as a YES response. Since a non response is a valid response for these questions, the *N of Miss* will always be zero for these questions.

Table 1: Sex



Response	6	8	10	12	Total	
Male	50.2	50.0	48.1	47.3	49.1	
Female	49.8	50.0	51.9	52.7	50.9	
N of Valid	4227	5335	4406	3038	17006	
N of Miss	53	49	25	29	156	

Table 2: Age











Response	6	8	10	12	Total	
10 or younger	0.3	0.0	0.0	0.0	0.1	
11	64.5	0.0	0.0	0.0	16.1	
12	33.5	0.3	0.0	0.0	8.4	
13	1.7	64.6	0.0	0.0	20.7	
14	0.0	33.4	0.5	0.0	10.6	
15	0.0	1.7	64.3	0.0	17.2	
16	0.0	0.0	33.0	1.0	8.7	
17	0.0	0.0	2.2	67.5	12.6	
18	0.0	0.0	0.1	29.9	5.4	
19 or older	0.0	0.0	0.0	1.7	0.3	
N of Valid	4250	5359	4414	3051	17074	
N of Miss	30	25	17	16	88	

Table 3: Are you Hispanic or Latino?



Response	6	8	10	12	Total	
No	66.5	72.0	72.4	72.9	70.9	
Yes	33.5	28.0	27.6	27.1	29.1	
N of Valid	4026	5242	4378	3041	16687	
N of Miss	254	142	53	26	475	

Table 4: What is your race? Black or African American



Response	6	8	10	12	Total	
No	95.0	95.1	95.8	95.7	95.4	
Yes	5.0	4.9	4.2	4.3	4.6	
N of Valid	4280	5384	4431	3067	17162	
N of Miss	0	0	0	0	0	

Table 5: What is your race? Asian



Response	6	8	10	12	Total	
No	97.4	97.0	95.4	96.0	96.5	
Yes	2.6	3.0	4.6	4.0	3.5	
N of Valid	4280	5384	4431	3067	17162	
N of Miss	0	0	0	0	0	

Table 6: What is your race? American Indian



Response	6	8	10	12	Total	
No	91.5	93.6	94.9	95.3	93.7	
Yes	8.5	6.4	5.1	4.7	6.3	
N of Valid	4280	5384	4431	3067	17162	
N of Miss	0	0	0	0	0	

Table 7: What is your race? Alaska Native



Response	6	8	10	12	Total	
No	99.8	99.8	99.8	99.8	99.8	
Yes	0.2	0.2	0.2	0.2	0.2	
N of Valid	4280	5384	4431	3067	17162	
N of Miss	0	0	0	0	0	

Table 8: What is your race? White



Response	6	8	10	12	Total	
No	43.5	34.8	33.2	31.0	35.9	
Yes	56.5	65.2	66.8	69.0	64.1	
N of Valid	4280	5384	4431	3067	17162	
N of Miss	0	0	0	0	0	

Table 9: What is your race? Native Hawaiian or Other Pacific Islander



Response	6	8	10	12	Total	
No	96.4	96.9	96.6	97.1	96.7	
Yes	3.6	3.1	3.4	2.9	3.3	
N of Valid	4280	5384	4431	3067	17162	
N of Miss	0	0	0	0	0	

Table 10: What is your race? Other



Response	6	8	10	12	Total	
No	68.4	76.4	79.6	81.6	76.1	
Yes	31.6	23.6	20.4	18.4	23.9	
N of Valid	4280	5384	4431	3067	17162	
N of Miss	0	0	0	0	0	

Table 11: What is the highest level of schooling completed by your mother or father?









Response	6	8	10	12	Total	
Completed grade school or less	4.3	4.7	3.7	5.5	4.5	
Some high school	4.3	6.3	12.7	12.5	8.6	
Completed high school	11.6	15.2	15.9	18.7	15.1	
Some college	8.2	10.4	14.3	15.7	11.8	
Completed college	20.0	24.8	24.7	23.8	23.4	
Graduate or professional school after college	10.1	13.8	15.2	13.1	13.2	
Don't know	40.0	23.2	11.9	8.2	21.6	
Does not apply	1.5	1.6	1.6	2.5	1.7	
N of Valid	4065	5265	4353	3026	16709	
N of Miss	215	119	78	41	453	

Table 12: Think of where you live most of the time. Which of the following people live there with you? Mother



Response	6	8	10	12	Total	
No	11.0	10.3	12.4	14.4	11.7	
Yes	89.0	89.7	87.6	85.6	88.3	
N of Valid	4280	5384	4431	3067	17162	
N of Miss	0	0	0	0	0	

Table 13: Think of where you live most of the time. Which of the following people live there with you? Stepmother



Response	6	8	10	12	Total	
No	95.4	94.9	94.5	94.8	94.9	
Yes	4.6	5.1	5.5	5.2	5.1	
N of Valid	4280	5384	4431	3067	17162	
N of Miss	0	0	0	0	0	

Table 14: Think of where you live most of the time. Which of the following people live there with you? Foster Mother



Response	6	8	10	12	Total	
No	99.6	99.6	99.5	99.7	99.6	
Yes	0.4	0.4	0.5	0.3	0.4	
N of Valid	4280	5384	4431	3067	17162	
N of Miss	0	0	0	0	0	

Table 15: Think of where you live most of the time. Which of the following people live there with you? Grandmother



Response	6	8	10	12	Total	
No	88.4	91.0	92.6	93.3	91.2	
Yes	11.6	9.0	7.4	6.7	8.8	
N of Valid	4280	5384	4431	3067	17162	
N of Miss	0	0	0	0	0	

Table 16: Think of where you live most of the time. Which of the following people live there with you? Aunt



Response	6	8	10	12	Total	
No	94.1	96.1	96.5	96.9	95.8	
Yes	5.9	3.9	3.5	3.1	4.2	
N of Valid	4280	5384	4431	3067	17162	
N of Miss	0	0	0	0	0	

Table 17: Think of where you live most of the time. Which of the following people live there with you? Father



Response	6	8	10	12	Total	
No	31.7	33.4	34.1	35.8	33.6	
Yes	68.3	66.6	65.9	64.2	66.4	
N of Valid	4280	5384	4431	3067	17162	
N of Miss	0	0	0	0	0	

Table 18: Think of where you live most of the time. Which of the following people live there with you? Stepfather



Response	6	8	10	12	Total	
No	87.5	85.6	86.8	87.5	86.7	
Yes	12.5	14.4	13.2	12.5	13.3	
N of Valid	4280	5384	4431	3067	17162	
N of Miss	0	0	0	0	0	

Table 19: Think of where you live most of the time. Which of the following people live there with you? Foster Father



Response	6	8	10	12	Total	
No	99.6	99.6	99.5	99.7	99.6	
Yes	0.4	0.4	0.5	0.3	0.4	
N of Valid	4280	5384	4431	3067	17162	
N of Miss	0	0	0	0	0	

Table 20: Think of where you live most of the time. Which of the following people live there with you? Grandfather



Response	6	8	10	12	Total	
No	92.1	93.9	95.5	95.6	94.2	
Yes	7.9	6.1	4.5	4.4	5.8	
N of Valid	4280	5384	4431	3067	17162	
N of Miss	0	0	0	0	0	

Table 21: Think of where you live most of the time. Which of the following people live there with you? Uncle



Response	6	8	10	12	Total	
No	93.4	95.3	95.9	96.6	95.2	
Yes	6.6	4.7	4.1	3.4	4.8	
N of Valid	4280	5384	4431	3067	17162	
N of Miss	0	0	0	0	0	

Table 22: Think of where you live most of the time. Which of the following people live there with you? Other Adults



Response	6	8	10	12	Total	
No	97.0	97.5	98.0	97.2	97.5	
Yes	3.0	2.5	2.0	2.8	2.5	
N of Valid	4280	5384	4431	3067	17162	
N of Miss	0	0	0	0	0	

Table 23: Think of where you live most of the time. Which of the following people live there with you? Brother(s)



Response	6	8	10	12	Total	
No	45.3	46.5	52.0	56.8	49.4	
Yes	54.7	53.5	48.0	43.2	50.6	
N of Valid	4280	5384	4431	3067	17162	
N of Miss	0	0	0	0	0	

Table 24: Think of where you live most of the time. Which of the following people live there with you? Stepbrother(s)



Response	6	8	10	12	Total	
No	94.6	95.1	96.1	96.2	95.4	
Yes	5.4	4.9	3.9	3.8	4.6	
N of Valid	4280	5384	4431	3067	17162	
N of Miss	0	0	0	0	0	

Table 25: Think of where you live most of the time. Which of the following people live there with you? Sister(s)



Response	6	8	10	12	Total	
No	47.1	49.3	54.1	58.3	51.6	
Yes	52.9	50.7	45.9	41.7	48.4	
N of Valid	4280	5384	4431	3067	17162	
N of Miss	0	0	0	0	0	

Table 26: Think of where you live most of the time. Which of the following people live there with you? Stepsister(s)

Response	6	8	10	12	Total	
No	95.4	95.3	96.1	97.0	95.8	
Yes	4.6	4.7	3.9	3.0	4.2	
N of Valid	4280	5384	4431	3067	17162	
N of Miss	0	0	0	0	0	

Table 27: Think of where you live most of the time. Which of the following people live there with you? Other Children

Response	6	8	10	12	Total	
No	95.1	95.7	95.9	95.8	95.6	
Yes	4.9	4.3	4.1	4.2	4.4	
N of Valid	4280	5384	4431	3067	17162	
N of Miss	0	0	0	0	0	

Table 28: In my school, students have lots of chances to help decide things like class activities and rules.

Response	6	8	10	12	Total	
NO!	7.8	6.5	8.2	10.5	8.0	
no	31.2	30.7	30.6	32.5	31.1	
yes	51.6	53.5	49.2	44.3	50.3	
YES!	9.5	9.2	12.0	12.8	10.7	
N of Valid	4161	5311	4390	3035	16897	
N of Miss	119	73	41	32	265	

Table 29: Teachers ask me to work on special classroom projects.

Response	6	8	10	12	Total	
NO!	7.5	7.6	7.5	7.8	7.6	
no	36.0	39.7	43.3	39.5	39.7	
yes	43.3	44.0	42.9	44.6	43.7	
YES!	13.1	8.7	6.3	8.1	9.1	
N of Valid	4135	5289	4375	3035	16834	
N of Miss	145	95	56	32	328	

Table 30: My teacher(s) notices when I am doing a good job and lets me know about it.

Response	6	8	10	12	Total	
NO!	3.0	5.1	6.9	6.9	5.4	
no	17.8	22.6	28.0	28.0	23.8	
yes	50.2	52.1	51.6	50.6	51.2	
YES!	28.9	20.2	13.5	14.5	19.6	
N of Valid	4189	5297	4372	3023	16881	
N of Miss	91	87	59	44	281	

Table 31: There are lots of chances for students in my school to get involved in sports, clubs, and other school activities outside of class.

Response	6	8	10	12	Total	
NO!	1.9	1.0	1.5	1.8	1.5	
no	6.9	5.3	5.2	6.0	5.8	
yes	36.4	35.7	39.6	44.4	38.4	
YES!	54.7	57.9	53.6	47.8	54.2	
N of Valid	4209	5321	4388	3027	16945	
N of Miss	71	63	43	40	217	

Table 32: There are lots of chances for students in my school to talk with a teacher one-on-one.

Response	6	8	10	12	Total	
NO!	2.7	3.1	3.7	3.7	3.2	
no	14.6	15.6	17.8	17.3	16.2	
yes	49.3	52.2	55.7	54.6	52.8	
YES!	33.3	29.2	22.8	24.5	27.7	
N of Valid	4153	5292	4373	3023	16841	
N of Miss	127	92	58	44	321	

Table 33: I feel safe at my school.

Response	6	8	10	12	Total	
NO!	2.2	3.4	5.1	4.7	3.8	
no	7.9	9.1	13.8	11.9	10.5	
yes	38.0	52.6	59.6	59.2	52.0	
YES!	51.9	34.9	21.4	24.2	33.7	
N of Valid	4179	5294	4373	3020	16866	
N of Miss	101	90	58	47	296	

Table 34: The school lets my parents know when I have done something well.

Response	6	8	10	12	Total	
NO!	7.8	14.9	21.1	24.1	16.4	
no	31.8	42.7	48.0	48.7	42.5	
yes	41.0	32.3	24.7	21.8	30.6	
YES!	19.4	10.1	6.2	5.4	10.5	
N of Valid	4141	5268	4356	3020	16785	
N of Miss	139	116	75	47	377	

Table 35: My teachers praise me when I work hard in school.

Response	6	8	10	12	Total	
NO!	9.0	11.5	14.2	13.5	12.0	
no	31.1	39.5	43.5	40.0	38.6	
yes	44.8	39.7	35.8	38.7	39.7	
YES!	15.2	9.3	6.5	7.8	9.7	
N of Valid	4059	5243	4347	3019	16668	
N of Miss	221	141	84	48	494	

Table 36: Are your school grades better than the grades of most students in your class?

Response	6	8	10	12	Total	
NO!	6.1	5.8	5.9	4.9	5.7	
no	29.8	29.2	31.7	26.8	29.6	
yes	47.7	49.4	48.7	50.5	49.0	
YES!	16.4	15.6	13.7	17.9	15.7	
N of Valid	4057	5269	4357	3018	16701	
N of Miss	223	115	74	49	461	

Table 37: I have lots of chances to be part of class discussions or activities.

Response	6	8	10	12	Total	
NO!	2.7	2.0	2.6	2.3	2.4	
no	11.4	10.8	14.1	13.5	12.3	
yes	47.7	59.1	63.1	64.6	58.3	
YES!	38.2	28.0	20.2	19.6	27.0	
N of Valid	4189	5310	4378	3022	16899	
N of Miss	91	74	53	45	263	

Table 38: Now thinking back over the past year in school, how often did you: enjoy being in school?

Response	6	8	10	12	Total	
Never	3.8	5.1	8.5	9.7	6.5	
Seldom	8.7	12.0	15.5	19.0	13.3	
Sometimes	27.6	36.1	40.8	38.1	35.6	
Often	30.6	31.9	26.6	25.0	29.0	
Almost always	29.4	14.8	8.7	8.2	15.7	
N of Valid	4188	5333	4394	3019	16934	
N of Miss	92	51	37	48	228	

Table 39: Now thinking back over the past year in school, how often did you: hate being in school?






Response	6	8	10	12	Total	
Never	20.5	7.5	4.6	4.9	9.5	
Seldom	36.9	32.7	22.8	20.0	28.9	
Sometimes	25.7	35.3	39.5	38.5	34.6	
Often	10.3	16.2	21.5	24.6	17.6	
Almost always	6.6	8.3	11.5	12.0	9.4	
N of Valid	4152	5311	4379	3014	16856	
N of Miss	128	73	52	53	306	

Table 40: Now thinking back over the past year in school, how often did you: try to do your best work in school?






Response	6	8	10	12	Total	
Never	0.2	0.4	0.7	1.0	0.5	
Seldom	1.0	1.6	2.4	3.0	1.9	
Sometimes	5.0	10.1	16.8	19.0	12.2	
Often	20.6	32.4	37.5	38.0	31.8	
Almost always	73.2	55.4	42.6	39.0	53.6	
N of Valid	4144	5283	4364	3004	16795	
N of Miss	136	101	67	63	367	

Table 41: How often do you feel that the school work you are assigned is meaningful and important?






Response	6	8	10	12	Total	
Never	3.2	4.3	8.3	10.1	6.1	
Seldom	6.7	16.6	25.8	28.6	18.7	
Sometimes	23.0	34.2	37.5	37.5	32.9	
Often	33.2	29.4	21.0	18.6	26.2	
Almost always	34.0	15.5	7.4	5.3	16.1	
N of Valid	4152	5300	4377	3004	16833	
N of Miss	128	84	54	63	329	

Table 42: Putting them all together, what were your grades like last year?

Response	6	8	10	12	Total	
Mostly F's	1.2	0.9	0.6	0.5	0.8	
Mostly D's	2.0	2.4	3.7	2.7	2.7	
Mostly C's	10.5	12.0	19.0	17.9	14.5	
Mostly B's	37.4	37.1	39.7	42.3	38.8	
Mostly A's	48.8	47.6	37.1	36.6	43.1	
N of Valid	3951	5157	4306	2973	16387	
N of Miss	329	227	125	94	775	

Table 43: How important do you think the things you are learning in school are going to be for your later life?

Response	6	8	10	12	Total	
Very important	49.2	27.3	14.1	12.0	26.6	
Quite important	27.8	28.1	22.0	17.4	24.5	
Fairly important	16.1	27.9	32.6	32.6	27.0	
Slightly important	5.6	13.8	25.4	29.4	17.6	
Not at all important	1.4	2.8	5.9	8.6	4.3	
N of Valid	4193	5305	4382	3012	16892	
N of Miss	87	79	49	55	270	

Table 44: Do your parents care about your skipping or cutting school?

Response	6	8	10	12	Total	
Yes	95.8	97.1	95.7	89.6	95.1	
No	4.2	2.9	4.3	10.4	4.9	
N of Valid	4191	5287	4381	3002	16861	
N of Miss	89	97	50	65	301	

Table 45: During the LAST FOUR WEEKS how many whole days of school have you missed because you skipped or 'cut'?








Response	6	8	10	12	Total	
None	77.5	79.5	77.4	61.3	75.2	
1	9.3	8.8	8.7	13.1	9.6	
2	5.4	4.6	5.5	9.8	6.0	
3	3.9	2.9	3.8	5.9	3.9	
4-5	2.9	2.9	2.8	6.1	3.4	
6-10	0.8	1.0	1.4	2.5	1.3	
11 or more	0.3	0.4	0.5	1.3	0.5	
N of Valid	4186	5324	4379	3010	16899	
N of Miss	94	60	52	57	263	

Table 46: What are the chances you would be seen as cool if you: smoked cigarettes?






Response	6	8	10	12	Total	
No or very little chance	92.3	79.9	72.1	69.0	79.0	
Little chance	4.4	11.1	15.1	17.1	11.6	
Some chance	1.8	5.6	8.3	8.5	5.9	
Pretty good chance	0.9	2.4	2.9	3.2	2.3	
Very good chance	0.6	1.0	1.6	2.2	1.3	
N of Valid	4137	5281	4368	2997	16783	
N of Miss	143	103	63	70	379	

Table 47: What are the chances you would be seen as cool if you: worked hard at school?






Response	6	8	10	12	Total	
No or very little chance	4.2	7.5	9.5	11.1	7.9	
Little chance	7.1	12.8	15.5	15.8	12.6	
Some chance	14.6	23.4	27.6	28.4	23.2	
Pretty good chance	29.7	29.6	28.2	26.4	28.7	
Very good chance	44.4	26.8	19.2	18.2	27.7	
N of Valid	4180	5280	4370	2996	16826	
N of Miss	100	104	61	71	336	

Table 48: What are the chances you would be seen as cool if you: began drinking alcoholic beverages regularly, that is, at least once or twice a month?






Response	6	8	10	12	Total	
No or very little chance	89.0	73.9	52.8	45.6	67.1	
Little chance	6.6	12.9	16.4	16.5	12.9	
Some chance	2.3	7.6	15.0	17.1	9.9	
Pretty good chance	1.1	3.9	10.6	13.9	6.7	
Very good chance	0.9	1.7	5.3	6.8	3.4	
N of Valid	4123	5266	4368	2993	16750	
N of Miss	157	118	63	74	412	

Table 49: What are the chances you would be seen as cool if you: defended someone who was being bullied?






Response	6	8	10	12	Total	
No or very little chance	7.4	8.1	8.6	9.6	8.3	
Little chance	6.5	10.3	12.7	10.6	10.0	
Some chance	14.5	21.7	25.6	26.0	21.7	
Pretty good chance	25.0	28.8	29.0	29.5	28.0	
Very good chance	46.5	31.1	24.1	24.3	31.9	
N of Valid	4145	5273	4364	2992	16774	
N of Miss	135	111	67	75	388	

Table 50: What are the chances you would be seen as cool if you: smoked marijuana?






Response	6	8	10	12	Total	
No or very little chance	92.6	73.9	52.9	45.3	68.0	
Little chance	3.6	9.4	13.1	15.8	10.1	
Some chance	1.5	6.4	13.1	15.5	8.5	
Pretty good chance	1.1	5.4	10.6	12.9	7.1	
Very good chance	1.2	4.9	10.3	10.5	6.4	
N of Valid	4135	5275	4362	2993	16765	
N of Miss	145	109	69	74	397	

Table 51: What are the chances you would be seen as cool if you: carried a handgun?






Response	6	8	10	12	Total	
No or very little chance	86.6	80.0	79.5	78.1	81.2	
Little chance	7.7	9.5	10.2	11.5	9.6	
Some chance	2.7	5.6	5.6	5.6	4.9	
Pretty good chance	1.7	2.6	2.3	2.5	2.3	
Very good chance	1.4	2.2	2.5	2.2	2.1	
N of Valid	4135	5257	4362	2985	16739	
N of Miss	145	127	69	82	423	

Table 52: What are the chances you would be seen as cool if you: used e-cigarettes, e-cigars or e-hookahs?






Response	6	8	10	12	Total	
No or very little chance	91.6	76.3	60.2	54.3	71.9	
Little chance	4.6	10.1	14.1	15.3	10.8	
Some chance	1.6	6.6	11.6	14.0	8.0	
Pretty good chance	1.2	3.9	7.9	8.8	5.2	
Very good chance	0.9	3.1	6.2	7.7	4.2	
N of Valid	4095	5262	4355	2992	16704	
N of Miss	185	122	76	75	458	

Table 53: What are the chances you would be seen as cool if you: bullied someone or cyber bullied someone?






Response	6	8	10	12	Total	
No or very little chance	87.4	79.8	79.0	79.6	81.5	
Little chance	7.7	11.2	12.2	13.2	11.0	
Some chance	2.6	5.2	5.7	4.7	4.6	
Pretty good chance	1.1	2.1	1.9	1.4	1.7	
Very good chance	1.2	1.6	1.2	1.1	1.3	
N of Valid	4155	5283	4363	2992	16793	
N of Miss	125	101	68	75	369	

Table 54: Think of your four best friends (the friends you feel closest to). In the past year (12 months), how many of your best friends have: participated in clubs, organizations or activities at school?






Response	6	8	10	12	Total	
0	13.6	9.3	10.2	10.4	10.8	
1	11.5	9.5	11.3	12.1	10.9	
2	17.8	16.4	17.9	16.4	17.1	
3	16.3	17.4	16.0	14.5	16.3	
4	40.7	47.5	44.6	46.6	44.9	
N of Valid	4109	5271	4334	2970	16684	
N of Miss	171	113	97	97	478	

Table 55: Think of your four best friends (the friends you feel closest to). In the past year (12 months), how many of your best friends have: smoked cigarettes?






Response	6	8	10	12	Total	
0	95.2	85.2	71.6	61.0	79.8	
1	3.1	8.6	14.0	17.6	10.3	
2	0.8	3.2	6.8	9.2	4.6	
3	0.4	1.6	3.0	4.9	2.3	
4	0.5	1.4	4.6	7.2	3.0	
N of Valid	4127	5253	4341	2969	16690	
N of Miss	153	131	90	98	472	

Table 56: Think of your four best friends (the friends you feel closest to). In the past year (12 months), how many of your best friends have: tried beer, wine or hard liquor (for example, vodka, whiskey, or gin) when their parents didn't know about it?






Response	6	8	10	12	Total	
0	91.2	71.9	46.5	33.2	63.2	
1	6.2	12.5	15.2	14.1	11.9	
2	1.4	7.2	12.9	16.2	8.8	
3	0.5	3.8	8.7	10.1	5.4	
4	0.7	4.6	16.7	26.3	10.6	
N of Valid	4132	5267	4333	2969	16701	
N of Miss	148	117	98	98	461	

Table 57: Think of your four best friends (the friends you feel closest to). In the past year (12 months), how many of your best friends have: used e-cigarettes, e-cigars, or e-hookahs?






Response	6	8	10	12	Total	
0	96.6	84.4	66.9	55.7	77.8	
1	2.2	7.8	12.1	14.8	8.8	
2	0.5	3.9	8.2	11.0	5.4	
3	0.3	1.6	4.7	6.4	3.0	
4	0.4	2.3	8.1	12.1	5.1	
N of Valid	4122	5275	4345	2968	16710	
N of Miss	158	109	86	99	452	

Table 58: Think of your four best friends (the friends you feel closest to). In the past year (12 months), how many of your best friends have: used marijuana?






Response	6	8	10	12	Total	
0	97.2	82.0	60.0	46.6	73.8	
1	1.7	8.7	14.1	14.8	9.5	
2	0.5	3.5	8.6	13.4	5.8	
3	0.3	2.5	5.7	8.4	3.8	
4	0.4	3.3	11.5	16.9	7.1	
N of Valid	4126	5247	4325	2964	16662	
N of Miss	154	137	106	103	500	

Table 59: Think of your four best friends (the friends you feel closest to). In the past year (12 months), how many of your best friends have: used prescription drugs or non-prescription drugs for the purpose of getting high?






Response	6	8	10	12	Total	
0	97.0	90.6	78.8	72.5	85.9	
1	1.7	5.2	9.5	11.2	6.5	
2	0.7	2.1	4.8	7.5	3.4	
3	0.2	1.0	2.3	3.1	1.5	
4	0.3	1.1	4.6	5.7	2.6	
N of Valid	4138	5265	4330	2972	16705	
N of Miss	142	119	101	95	457	

Table 60: Think of your four best friends (the friends you feel closest to). In the past year (12 months), how many of your best friends have: used synthetic marijuana (K2, spice) or bath salts?






Response	6	8	10	12	Total	
0	98.7	95.6	90.6	89.6	94.0	
1	0.8	2.3	4.9	4.9	3.1	
2	0.2	1.0	2.1	2.6	1.4	
3	0.2	0.6	0.7	0.7	0.5	
4	0.1	0.5	1.7	2.2	1.0	
N of Valid	4097	5259	4337	2965	16658	
N of Miss	183	125	94	102	504	

Table 61: Think of your four best friends (the friends you feel closest to). In the past year (12 months), how many of your best friends have: used LSD, cocaine, amphetamines, or other illegal drugs?






Response	6	8	10	12	Total	
0	98.3	94.3	87.0	81.5	91.1	
1	1.1	3.2	6.9	8.9	4.7	
2	0.2	1.2	2.9	4.2	1.9	
3	0.1	0.6	1.2	2.3	0.9	
4	0.3	0.8	2.1	3.1	1.4	
N of Valid	4126	5250	4340	2970	16686	
N of Miss	154	134	91	97	476	

Table 62: Think of your four best friends (the friends you feel closest to). In the past year (12 months), how many of your best friends have: been bullied?






Response	6	8	10	12	Total	
0	39.7	44.7	57.1	66.7	50.6	
1	25.9	24.4	19.0	15.2	21.7	
2	17.1	14.6	11.6	8.9	13.4	
3	6.5	5.6	4.9	3.2	5.2	
4	10.8	10.6	7.5	6.0	9.0	
N of Valid	4088	5238	4331	2958	16615	
N of Miss	192	146	100	109	547	

Table 63: Think of your four best friends (the friends you feel closest to). In the past year (12 months), how many of your best friends have: been suspended from school?






Response	6	8	10	12	Total	
0	79.0	71.6	74.5	78.2	75.4	
1	14.4	15.5	13.8	11.9	14.1	
2	3.9	6.8	6.5	5.2	5.7	
3	1.3	2.7	2.4	2.0	2.2	
4	1.5	3.4	2.8	2.7	2.7	
N of Valid	4124	5260	4343	2961	16688	
N of Miss	156	124	88	106	474	

Table 64: Think of your four best friends (the friends you feel closest to). In the past year (12 months), how many of your best friends have: carried a handgun?






Response	6	8	10	12	Total	
0	96.5	95.4	94.6	93.9	95.2	
1	2.0	2.7	3.1	3.1	2.7	
2	0.7	0.7	0.9	1.4	0.9	
3	0.4	0.4	0.4	0.6	0.4	
4	0.4	0.8	0.9	1.0	0.7	
N of Valid	4132	5270	4335	2965	16702	
N of Miss	148	114	96	102	460	

Table 65: Think of your four best friends (the friends you feel closest to). In the past year (12 months), how many of your best friends have: sold illegal drugs?






Response	6	8	10	12	Total	
0	98.6	93.6	85.0	79.8	90.2	
1	0.9	4.0	7.8	10.0	5.3	
2	0.2	1.1	3.3	5.4	2.2	
3	0.1	0.6	1.8	1.8	1.0	
4	0.2	0.7	2.1	3.1	1.4	
N of Valid	4118	5229	4325	2954	16626	
N of Miss	162	155	106	113	536	

Table 66: Think of your four best friends (the friends you feel closest to). In the past year (12 months), how many of your best friends have: regularly attended religious services?






Response	6	8	10	12	Total	
0	31.6	22.0	23.3	26.9	25.5	
1	12.5	14.4	16.7	17.1	15.1	
2	14.8	18.5	20.5	20.0	18.4	
3	13.7	18.1	16.5	16.2	16.3	
4	27.3	27.0	22.9	19.8	24.7	
N of Valid	3974	5206	4321	2952	16453	
N of Miss	306	178	110	115	709	

Table 67: Think of your four best friends (the friends you feel closest to). In the past year (12 months), how many of your best friends have: stolen or tried to steal a motor vehicle such as a car or motorcycle?






Response	6	8	10	12	Total	
0	98.2	95.2	94.6	95.7	95.9	
1	1.1	2.9	3.5	2.6	2.6	
2	0.3	1.0	1.1	0.9	0.8	
3	0.2	0.4	0.4	0.3	0.3	
4	0.2	0.6	0.4	0.4	0.4	
N of Valid	4140	5262	4342	2960	16704	
N of Miss	140	122	89	107	458	

Table 68: Think of your four best friends (the friends you feel closest to). In the past year (12 months), how many of your best friends have: been arrested?






Response	6	8	10	12	Total	
0	96.6	90.9	86.7	85.3	90.2	
1	2.5	5.6	8.2	9.0	6.1	
2	0.6	1.9	2.9	3.3	2.1	
3	0.0	0.8	0.9	1.2	0.7	
4	0.3	0.7	1.3	1.2	0.8	
N of Valid	4128	5262	4338	2958	16686	
N of Miss	152	122	93	109	476	

Table 69: Think of your four best friends (the friends you feel closest to). In the past year (12 months), how many of your best friends have: dropped out of school?






Response	6	8	10	12	Total	
0	95.8	96.1	93.2	88.9	94.0	
1	2.8	2.8	4.6	8.1	4.2	
2	0.7	0.6	1.3	1.5	1.0	
3	0.2	0.3	0.4	0.8	0.4	
4	0.5	0.3	0.4	0.7	0.4	
N of Valid	4128	5252	4340	2961	16681	
N of Miss	152	132	91	106	481	

Table 70: Think of your four best friends (the friends you feel closest to). In the past year (12 months), how many of your best friends have: been members of a gang?






Response	6	8	10	12	Total	
0	94.1	91.9	92.3	92.6	92.6	
1	3.3	4.2	4.0	3.5	3.8	
2	1.1	1.9	1.6	1.4	1.5	
3	0.5	0.5	0.6	0.6	0.6	
4	1.0	1.5	1.5	1.9	1.4	
N of Valid	4132	5249	4330	2960	16671	
N of Miss	148	135	101	107	491	

Table 71: How old were you when you first: smoked marijuana?










Response	6	8	10	12	Total	
Never	99.2	92.6	79.0	65.0	85.8	
10 or younger	0.3	0.7	0.9	1.1	0.7	
11	0.2	1.2	1.3	0.8	0.9	
12	0.2	2.3	2.5	2.1	1.8	
13	0.0	2.6	3.7	3.6	2.4	
14	0.0	0.5	6.5	5.4	2.8	
15	0.0	0.0	5.1	7.8	2.7	
16	0.0	0.0	0.9	8.9	1.8	
17 or older	0.0	0.0	0.1	5.2	1.0	
N of Valid	4142	5252	4320	2950	16664	
N of Miss	138	132	111	117	498	

Table 72: How old were you when you first: smoked a cigarette, even just a puff?










Response	6	8	10	12	Total	
Never	96.1	87.9	78.2	68.7	84.0	
10 or younger	2.8	4.0	4.9	4.0	3.9	
11	0.8	2.0	2.1	2.2	1.8	
12	0.2	2.6	2.5	2.1	1.9	
13	0.0	3.0	3.7	3.0	2.4	
14	0.0	0.5	4.3	4.7	2.1	
15	0.0	0.0	3.6	4.7	1.8	
16	0.0	0.0	0.6	5.2	1.1	
17 or older	0.0	0.0	0.0	5.3	1.0	
N of Valid	4147	5273	4332	2964	16716	
N of Miss	133	111	99	103	446	

Table 73: How old were you when you first: had more than a sip or two of beer, wine or hard liquor (for example, vodka, whiskey, or gin)?










Response	6	8	10	12	Total	
Never	87.8	72.6	53.7	38.8	65.5	
10 or younger	8.4	7.7	6.8	5.3	7.2	
11	3.0	3.7	2.9	2.1	3.0	
12	0.6	6.1	3.6	3.2	3.6	
13	0.1	8.2	7.3	5.5	5.5	
14	0.0	1.5	11.4	8.3	4.9	
15	0.0	0.1	11.9	11.8	5.2	
16	0.0	0.0	2.3	15.3	3.3	
17 or older	0.0	0.0	0.1	9.6	1.8	
N of Valid	4142	5269	4326	2966	16703	
N of Miss	138	115	105	101	459	

Table 74: How old were you when you first: began drinking alcoholic beverages regularly, that is, at least once or twice a month?










Response	6	8	10	12	Total	
Never	99.1	95.7	84.9	74.6	90.0	
10 or younger	0.4	0.5	0.7	0.6	0.5	
11	0.2	0.5	0.4	0.3	0.3	
12	0.2	1.0	0.6	0.5	0.6	
13	0.0	1.8	1.6	1.0	1.2	
14	0.0	0.5	4.0	2.5	1.6	
15	0.0	0.1	6.2	4.0	2.3	
16	0.0	0.0	1.5	8.9	2.0	
17 or older	0.0	0.0	0.1	7.8	1.4	
N of Valid	4152	5285	4340	2960	16737	
N of Miss	128	99	91	107	425	

Table 75: How old were you when you first: used Daztrex?


Response	6	8	10	12	Total	
Never	100.0	100.0	100.0	100.0	100.0	
10 or younger	0.0	0.0	0.0	0.0	0.0	
11	0.0	0.0	0.0	0.0	0.0	
12	0.0	0.0	0.0	0.0	0.0	
13	0.0	0.0	0.0	0.0	0.0	
14	0.0	0.0	0.0	0.0	0.0	
15	0.0	0.0	0.0	0.0	0.0	
16	0.0	0.0	0.0	0.0	0.0	
17 or older	0.0	0.0	0.0	0.0	0.0	
N of Valid	4025	5231	4322	2956	16534	
N of Miss	255	153	109	111	628	

Table 76: How old were you when you first: got suspended from school?










Response	6	8	10	12	Total	
Never	92.3	85.8	85.4	84.3	87.0	
10 or younger	5.2	4.7	4.0	3.2	4.4	
11	2.0	2.4	1.8	1.3	2.0	
12	0.5	3.5	2.1	2.6	2.2	
13	0.1	3.0	2.4	2.3	2.0	
14	0.0	0.5	2.3	1.8	1.1	
15	0.0	0.0	1.6	1.9	0.7	
16	0.0	0.0	0.3	1.7	0.4	
17 or older	0.0	0.0	0.0	1.0	0.2	
N of Valid	4152	5268	4333	2959	16712	
N of Miss	128	116	98	108	450	

Table 77: How old were you when you first: got arrested?










Response	6	8	10	12	Total	
Never	99.2	98.0	95.8	95.1	97.2	
10 or younger	0.3	0.3	0.4	0.3	0.3	
11	0.4	0.3	0.2	0.1	0.3	
12	0.1	0.4	0.6	0.3	0.4	
13	0.0	0.8	0.9	0.4	0.6	
14	0.0	0.2	0.9	0.6	0.4	
15	0.0	0.0	0.9	0.8	0.4	
16	0.0	0.0	0.3	1.4	0.3	
17 or older	0.0	0.0	0.0	1.0	0.2	
N of Valid	4150	5276	4333	2959	16718	
N of Miss	130	108	98	108	444	

Table 78: How old were you when you first: carried a handgun?










Response	6	8	10	12	Total	
Never	96.8	96.1	96.1	95.4	96.2	
10 or younger	1.7	1.3	1.2	1.2	1.4	
11	1.1	0.6	0.5	0.6	0.7	
12	0.3	0.9	0.4	0.3	0.5	
13	0.0	0.8	0.5	0.3	0.4	
14	0.0	0.2	0.5	0.6	0.3	
15	0.0	0.0	0.6	0.4	0.2	
16	0.0	0.0	0.1	0.6	0.1	
17 or older	0.0	0.1	0.0	0.6	0.1	
N of Valid	4145	5254	4327	2952	16678	
N of Miss	135	130	104	115	484	

Table 79: How old were you when you first: used e-cigarettes, e-cigars, or e-hookahs?










Response	6	8	10	12	Total	
Never	98.5	91.4	79.7	71.4	86.6	
10 or younger	0.5	0.6	0.6	0.2	0.5	
11	0.8	0.9	0.4	0.2	0.6	
12	0.3	3.0	1.3	0.4	1.4	
13	0.0	3.3	2.6	1.1	1.9	
14	0.0	0.8	6.9	3.8	2.7	
15	0.0	0.0	7.1	6.7	3.0	
16	0.0	0.0	1.4	10.2	2.2	
17 or older	0.0	0.0	0.0	6.1	1.1	
N of Valid	4131	5263	4329	2966	16689	
N of Miss	149	121	102	101	473	

Table 80: How old were you when you first: belonged to a gang?










Response	6	8	10	12	Total	
Never	98.3	97.6	97.8	97.5	97.8	
10 or younger	0.8	0.4	0.5	0.5	0.5	
11	0.6	0.5	0.1	0.3	0.4	
12	0.2	0.5	0.2	0.2	0.3	
13	0.1	0.9	0.4	0.3	0.4	
14	0.0	0.1	0.3	0.3	0.2	
15	0.0	0.0	0.5	0.3	0.2	
16	0.0	0.0	0.1	0.3	0.1	
17 or older	0.0	0.0	0.0	0.4	0.1	
N of Valid	4136	5263	4334	2962	16695	
N of Miss	144	121	97	105	467	

Table 81: How old were you when you first: used prescription drugs not prescribed to you?










Response	6	8	10	12	Total	
Never	98.6	95.9	90.6	85.6	93.3	
10 or younger	1.0	1.0	0.8	0.6	0.9	
11	0.3	0.6	0.3	0.5	0.4	
12	0.1	0.9	0.7	0.5	0.6	
13	0.0	1.4	1.1	1.5	1.0	
14	0.0	0.3	2.9	1.9	1.2	
15	0.0	0.0	3.0	3.1	1.3	
16	0.0	0.0	0.6	3.8	0.9	
17 or older	0.0	0.0	0.0	2.7	0.5	
N of Valid	4135	5272	4340	2963	16710	
N of Miss	145	112	91	104	452	

Table 82: How wrong do you think it is for someone your age to: take a handgun to school?





Response	6	8	10	12	Total	
Very wrong	92.8	87.0	88.2	90.5	89.4	
Wrong	5.6	10.1	8.4	6.7	8.0	
A little bit wrong	1.1	2.2	2.5	1.9	1.9	
Not at all wrong	0.5	0.6	0.9	0.9	0.7	
N of Valid	4196	5308	4364	2971	16839	
N of Miss	84	76	67	96	323	

Table 83: How wrong do you think it is for someone your age to: steal anything?





Response	6	8	10	12	Total	
Very wrong	75.2	62.4	60.6	69.2	66.3	
Wrong	21.2	30.4	31.9	24.7	27.5	
A little bit wrong	3.0	6.5	6.8	5.5	5.5	
Not at all wrong	0.6	0.7	0.7	0.7	0.7	
N of Valid	4175	5296	4358	2965	16794	
N of Miss	105	88	73	102	368	

Table 84: How wrong do you think it is for someone your age to: pick a fight with someone?





Response	6	8	10	12	Total	
Very wrong	65.3	44.7	41.2	48.1	49.5	
Wrong	25.9	35.4	35.3	31.9	32.4	
A little bit wrong	7.4	16.7	19.6	17.2	15.2	
Not at all wrong	1.4	3.1	3.9	2.8	2.9	
N of Valid	4151	5281	4337	2961	16730	
N of Miss	129	103	94	106	432	

Table 85: How wrong do you think it is for someone your age to: attack someone with the idea of seriously hurting them?





Response	6	8	10	12	Total	
Very wrong	92.0	81.8	76.3	76.8	82.0	
Wrong	5.8	13.9	17.0	17.1	13.3	
A little bit wrong	1.4	3.1	4.9	4.5	3.4	
Not at all wrong	0.7	1.1	1.8	1.6	1.3	
N of Valid	4169	5300	4348	2967	16784	
N of Miss	111	84	83	100	378	

Table 86: How wrong do you think it is for someone your age to: stay away from school all day when their parents think they are at school?





Response	6	8	10	12	Total	
Very wrong	86.2	68.7	50.7	45.2	64.2	
Wrong	11.6	23.1	32.2	31.0	24.0	
A little bit wrong	1.6	6.8	14.2	19.8	9.7	
Not at all wrong	0.6	1.5	2.8	4.0	2.0	
N of Valid	4164	5302	4345	2958	16769	
N of Miss	116	82	86	109	393	

Table 87: How wrong do you think it is for someone your age to: drink beer, wine or hard liquor (for example, vodka, whiskey, or gin) regularly?





Response	6	8	10	12	Total	
Very wrong	92.9	75.2	51.1	43.2	67.7	
Wrong	5.0	16.4	24.4	24.7	17.1	
A little bit wrong	1.4	6.5	17.5	22.1	10.8	
Not at all wrong	0.7	1.8	7.0	10.1	4.3	
N of Valid	4174	5292	4348	2965	16779	
N of Miss	106	92	83	102	383	

Table 88: How wrong do you think it is for someone your age to: smoke cigarettes?





Response	6	8	10	12	Total	
Very wrong	94.5	81.9	67.3	56.9	76.8	
Wrong	4.2	13.0	19.7	21.8	14.1	
A little bit wrong	0.7	3.7	8.4	12.6	5.7	
Not at all wrong	0.5	1.4	4.6	8.7	3.3	
N of Valid	4167	5303	4345	2966	16781	
N of Miss	113	81	86	101	381	

Table 89: How wrong do you think it is for someone your age to: smoke marijuana?





Response	6	8	10	12	Total	
Very wrong	95.9	80.8	58.0	48.3	72.9	
Wrong	2.6	10.2	16.8	17.3	11.3	
A little bit wrong	0.7	5.2	13.0	15.6	8.0	
Not at all wrong	0.7	3.7	12.2	18.8	7.9	
N of Valid	4158	5288	4350	2966	16762	
N of Miss	122	96	81	101	400	

Table 90: How wrong do you think it is for someone your age to: use prescription drugs or non-prescription drugs for the purpose of getting high?





Response	6	8	10	12	Total	
Very wrong	96.3	89.4	77.4	73.9	85.3	
Wrong	2.9	8.1	15.4	16.5	10.2	
A little bit wrong	0.4	1.6	4.8	6.5	3.0	
Not at all wrong	0.4	0.9	2.4	3.0	1.6	
N of Valid	4168	5298	4356	2969	16791	
N of Miss	112	86	75	98	371	

Table 91: How wrong do you think it is for someone your age to: use synthetic marijuana (K2, spice) or bath salts?


Response	6	8	10	12	Total	
Very wrong	96.2	91.0	82.1	81.8	88.4	
Wrong	2.8	6.8	12.9	12.5	8.4	
A little bit wrong	0.4	1.4	3.2	3.4	2.0	
Not at all wrong	0.5	0.8	1.8	2.2	1.2	
N of Valid	4141	5295	4348	2964	16748	
N of Miss	139	89	83	103	414	

Table 92: How wrong do you think it is for someone your age to: use LSD, cocaine, amphetamines or another illegal drug?


Response	6	8	10	12	Total	
Very wrong	97.7	92.7	85.5	82.3	90.2	
Wrong	1.7	5.5	10.0	10.8	6.7	
A little bit wrong	0.2	1.1	2.6	4.6	1.9	
Not at all wrong	0.4	0.7	1.9	2.3	1.2	
N of Valid	4153	5293	4351	2967	16764	
N of Miss	127	91	80	100	398	

Table 93: How wrong do you think it is for someone your age to: use e-cigarettes, e-cigars or e-hookahs?


Response	6	8	10	12	Total	
Very wrong	93.3	77.6	58.7	49.7	71.7	
Wrong	4.7	12.7	17.3	15.9	12.5	
A little bit wrong	1.3	6.5	13.6	16.1	8.7	
Not at all wrong	0.7	3.2	10.5	18.3	7.1	
N of Valid	4149	5292	4344	2962	16747	
N of Miss	131	92	87	105	415	

Table 94: At school during the past 12 months, did you receive help from the resource teacher, speech therapist or other special education teacher?



Response	6	8	10	12	Total	
No	76.4	82.6	88.9	90.8	84.2	
Yes	23.6	17.4	11.1	9.2	15.8	
N of Valid	3667	4745	3916	2695	15023	
N of Miss	613	639	515	372	2139	

Table 95: How many times in the past year (12 months) have you: been suspended from school?









Response	6	8	10	12	Total	
Never	94.9	91.3	93.4	93.7	93.2	
1 to 2 times	4.0	7.1	5.3	5.2	5.5	
3 to 5 times	0.7	1.0	0.9	0.7	0.9	
6 to 9 times	0.2	0.2	0.1	0.1	0.2	
10 to 19 times	0.1	0.3	0.1	0.0	0.2	
20 to 29 times	0.0	0.0	0.0	0.0	0.0	
30 to 39 times	0.0	0.0	0.0	0.0	0.0	
40+ times	0.1	0.1	0.1	0.2	0.1	
N of Valid	4150	5269	4340	2961	16720	
N of Miss	130	115	91	106	442	

Table 96: How many times in the past year (12 months) have you: carried a handgun?









Response	6	8	10	12	Total	
Never	96.8	96.4	96.8	96.4	96.6	
1 to 2 times	2.0	1.9	1.4	1.2	1.7	
3 to 5 times	0.5	0.8	0.6	0.8	0.6	
6 to 9 times	0.3	0.2	0.3	0.4	0.3	
10 to 19 times	0.1	0.1	0.2	0.4	0.2	
20 to 29 times	0.1	0.2	0.2	0.0	0.1	
30 to 39 times	0.0	0.1	0.0	0.0	0.1	
40+ times	0.2	0.3	0.5	0.7	0.4	
N of Valid	4132	5265	4332	2952	16681	
N of Miss	148	119	99	115	481	

Table 97: How many times in the past year (12 months) have you: sold illegal drugs?

Response	6	8	10	12	Total	
Never	99.9	98.7	95.6	93.3	97.2	
1 to 2 times	0.0	0.6	2.0	2.2	1.1	
3 to 5 times	0.0	0.2	0.7	1.3	0.5	
6 to 9 times	0.0	0.2	0.6	1.0	0.4	
10 to 19 times	0.0	0.1	0.2	0.8	0.2	
20 to 29 times	0.0	0.1	0.1	0.4	0.1	
30 to 39 times	0.0	0.0	0.0	0.1	0.0	
40+ times	0.0	0.2	0.7	0.9	0.4	
N of Valid	4098	5241	4310	2949	16598	
N of Miss	182	143	121	118	564	

Table 98: How many times in the past year (12 months) have you: stolen or tried to steal a motor vehicle such as a car or motorcycle?

Response	6	8	10	12	Total	
Never	99.5	98.8	98.7	99.4	99.1	
1 to 2 times	0.3	0.9	0.9	0.3	0.6	
3 to 5 times	0.1	0.1	0.2	0.1	0.1	
6 to 9 times	0.0	0.1	0.1	0.0	0.1	
10 to 19 times	0.0	0.0	0.1	0.0	0.0	
20 to 29 times	0.0	0.0	0.0	0.0	0.0	
30 to 39 times	0.0	0.0	0.0	0.0	0.0	
40+ times	0.1	0.1	0.0	0.1	0.1	
N of Valid	4132	5261	4328	2947	16668	
N of Miss	148	123	103	120	494	

Table 99: How many times in the past year (12 months) have you: participated in clubs, organizations or activities at school?









Response	6	8	10	12	Total	
Never	30.9	27.2	31.0	30.0	29.6	
1 to 2 times	26.4	20.0	14.5	12.3	18.8	
3 to 5 times	16.5	15.4	12.5	10.6	14.1	
6 to 9 times	7.7	9.1	8.3	7.8	8.3	
10 to 19 times	5.5	7.1	7.6	8.8	7.2	
20 to 29 times	3.1	3.8	4.7	5.6	4.2	
30 to 39 times	1.6	2.0	2.4	2.9	2.2	
40+ times	8.3	15.2	19.0	22.0	15.7	
N of Valid	4088	5241	4312	2952	16593	
N of Miss	192	143	119	115	569	

Table 100: How many times in the past year (12 months) have you: been arrested?









Response	6	8	10	12	Total	
Never	99.3	98.3	97.2	96.8	98.0	
1 to 2 times	0.6	1.2	2.2	2.4	1.5	
3 to 5 times	0.1	0.4	0.2	0.4	0.3	
6 to 9 times	0.1	0.1	0.1	0.0	0.1	
10 to 19 times	0.0	0.0	0.1	0.1	0.0	
20 to 29 times	0.0	0.0	0.0	0.1	0.0	
30 to 39 times	0.0	0.0	0.0	0.0	0.0	
40+ times	0.0	0.0	0.1	0.2	0.1	
N of Valid	4126	5259	4319	2943	16647	
N of Miss	154	125	112	124	515	

Table 101: How many times in the past year (12 months) have you: attacked someone with the idea of seriously hurting them?


Response	6	8	10	12	Total	
Never	95.5	92.8	93.1	94.8	93.9	
1 to 2 times	3.4	5.3	5.1	3.5	4.4	
3 to 5 times	0.7	0.9	0.9	0.9	0.8	
6 to 9 times	0.2	0.4	0.4	0.3	0.3	
10 to 19 times	0.1	0.2	0.2	0.1	0.2	
20 to 29 times	0.0	0.1	0.0	0.1	0.1	
30 to 39 times	0.0	0.0	0.0	0.1	0.0	
40+ times	0.2	0.2	0.2	0.3	0.2	
N of Valid	4132	5262	4329	2953	16676	
N of Miss	148	122	102	114	486	

Table 102: How many times in the past year (12 months) have you: been drunk or high at school?


Response	6	8	10	12	Total	
Never	99.5	96.2	89.3	86.0	93.4	
1 to 2 times	0.4	2.2	4.9	5.4	3.0	
3 to 5 times	0.0	0.8	2.0	2.6	1.3	
6 to 9 times	0.0	0.3	1.1	1.3	0.6	
10 to 19 times	0.0	0.2	0.6	1.3	0.5	
20 to 29 times	0.0	0.1	0.6	0.6	0.3	
30 to 39 times	0.0	0.1	0.3	0.3	0.1	
40+ times	0.0	0.1	1.2	2.4	0.8	
N of Valid	4130	5262	4334	2953	16679	
N of Miss	150	122	97	114	483	

Table 103: How many times in the past year (12 months) have you: taken a handgun to school?


Response	6	8	10	12	Total	
Never	99.9	99.9	99.6	99.3	99.7	
1 to 2 times	0.1	0.1	0.1	0.3	0.1	
3 to 5 times	0.0	0.0	0.1	0.2	0.1	
6 to 9 times	0.0	0.0	0.0	0.1	0.0	
10 to 19 times	0.0	0.0	0.0	0.0	0.0	
20 to 29 times	0.0	0.0	0.0	0.0	0.0	
30 to 39 times	0.0	0.0	0.0	0.0	0.0	
40+ times	0.0	0.0	0.1	0.1	0.1	
N of Valid	4131	5265	4321	2952	16669	
N of Miss	149	119	110	115	493	

Table 104: Are you currently on probation, or assigned a probation officer with Juvenile Court?


Response	6	8	10	12	Total	
No	99.2	98.5	98.2	98.8	98.7	
Yes	0.8	1.5	1.8	1.2	1.3	
N of Valid	3479	4676	3937	2757	14849	
N of Miss	801	708	494	310	2313	

Table 105: Have you ever belonged to a gang?


Response	6	8	10	12	Total	
No	96.3	95.4	95.6	94.8	95.6	
No, but would like to	1.2	1.5	1.4	2.0	1.5	
Yes, in the past	1.8	2.0	1.9	2.1	1.9	
Yes, belong now	0.6	1.0	1.0	1.0	0.9	
Yes, but would like to get out	0.2	0.2	0.1	0.1	0.1	
N of Valid	4163	5293	4344	2957	16757	
N of Miss	117	91	87	110	405	

Table 106: If you have ever belonged to a gang, did that gang have a name?




Response	6	8	10	12	Total	
No	6.2	6.1	9.4	11.9	8.0	
Yes	2.1	2.8	2.9	3.2	2.7	
I have never belonged to a gang	91.7	91.1	87.8	84.8	89.3	
N of Valid	4120	5246	4291	2924	16581	
N of Miss	160	138	140	143	581	

Table 107: You are at a party at someone's house, and one of your friends offers you a drink containing alcohol. What would you say or do?





Response	6	8	10	12	Total	
Drink it	2.5	12.1	29.3	37.3	18.6	
Tell your friend, 'No thanks, I don't drink' and suggest that you and your friend go and do something else	46.1	45.4	33.5	27.0	39.2	
Just say, 'No thanks' and walk away	30.6	28.6	27.5	28.8	28.8	
Make up a good excuse, tell your friend you had something else to do, and leave	20.8	14.0	9.7	6.9	13.3	
N of Valid	4098	5260	4308	2934	16600	
N of Miss	182	124	123	133	562	

Table 108: How often do you attend religious services or activities?





Response	6	8	10	12	Total	
Never	19.0	14.7	18.8	22.7	18.3	
Rarely	20.8	21.9	22.7	24.2	22.3	
1-2 Times a Month	13.4	14.8	14.6	15.2	14.5	
About Once a Week or More	46.8	48.5	44.0	37.9	45.0	
N of Valid	4040	5242	4323	2942	16547	
N of Miss	240	142	108	125	615	

Table 109: I think sometimes it's okay to cheat at school.


Response	6	8	10	12	Total	
NO!	73.8	45.3	25.9	24.1	43.6	
no	21.5	40.0	42.3	39.2	35.9	
yes	4.3	13.4	27.8	31.6	18.1	
YES!	0.4	1.4	4.0	5.1	2.5	
N of Valid	4136	5279	4331	2954	16700	
N of Miss	144	105	100	113	462	

Table 110: It is important to think before you act.


Response	6	8	10	12	Total	
NO!	1.9	1.7	1.5	1.7	1.7	
no	2.2	3.1	2.7	2.6	2.7	
yes	22.5	35.9	41.7	38.9	34.6	
YES!	73.5	59.4	54.1	56.8	61.1	
N of Valid	4123	5274	4318	2949	16664	
N of Miss	157	110	113	118	498	

Table 111: Sometimes I think that life is not worth it.

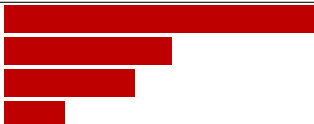
Response	6	8	10	12	Total	
NO!	59.1	48.9	41.5	43.3	48.4	
no	21.2	24.4	27.1	29.1	25.2	
yes	14.9	18.5	22.4	20.3	18.9	
YES!	4.9	8.2	9.0	7.3	7.4	
N of Valid	4031	5221	4300	2934	16486	
N of Miss	249	163	131	133	676	

Table 112: At times I think I am no good at all.

Response	6	8	10	12	Total	
NO!	38.2	33.9	28.8	30.7	33.1	
no	23.8	26.2	27.8	28.6	26.5	
yes	28.9	28.5	31.4	31.3	29.8	
YES!	9.1	11.4	12.1	9.3	10.6	
N of Valid	4068	5232	4304	2940	16544	
N of Miss	212	152	127	127	618	

Table 113: All in all, I am inclined to think that I am a failure.

Response	6	8	10	12	Total	
NO!	55.2	46.7	40.2	42.3	46.3	
no	25.6	30.4	33.7	35.5	31.0	
yes	13.8	15.9	18.1	15.9	15.9	
YES!	5.4	7.1	8.0	6.3	6.8	
N of Valid	4043	5236	4300	2939	16518	
N of Miss	237	148	131	128	644	

Table 114: In the past year, have you felt depressed or sad MOST days, even if you felt okay sometimes?

Response	6	8	10	12	Total	
NO!	36.8	35.8	31.7	32.8	34.5	
no	24.5	24.3	26.7	28.4	25.7	
yes	26.8	25.1	26.2	25.6	25.9	
YES!	11.9	14.8	15.4	13.3	14.0	
N of Valid	4080	5253	4311	2946	16590	
N of Miss	200	131	120	121	572	

Table 115: It is all right to beat up people if they start the fight.





Response	6	8	10	12	Total	
NO!	62.8	38.5	29.3	31.2	40.8	
no	19.5	25.2	25.7	26.1	24.1	
yes	11.8	21.8	27.3	26.2	21.5	
YES!	5.9	14.5	17.7	16.6	13.6	
N of Valid	4095	5244	4307	2940	16586	
N of Miss	185	140	124	127	576	

Table 116: I think it is okay to take something without asking if you can get away with it.





Response	6	8	10	12	Total	
NO!	82.4	65.2	56.7	58.9	66.1	
no	15.5	30.0	37.2	35.3	29.3	
yes	1.5	4.0	4.7	4.5	3.7	
YES!	0.6	0.8	1.3	1.3	0.9	
N of Valid	4087	5247	4304	2930	16568	
N of Miss	193	137	127	137	594	

Table 117: Where do you get the most information about living a drug and alcohol free life? Parents/guardians





Response	6	8	10	12	Total	
All the time	51.2	51.0	48.3	45.9	49.4	
Most	20.1	22.5	24.5	23.0	22.5	
Some	13.5	15.6	16.0	17.1	15.5	
Very little	15.2	10.8	11.2	14.0	12.5	
N of Valid	3938	5179	4282	2926	16325	
N of Miss	342	205	149	141	837	

Table 118: Where do you get the most information about living a drug and alcohol free life? Friends





Response	6	8	10	12	Total	
All the time	17.8	15.8	12.8	13.0	15.0	
Most	16.4	18.6	17.6	17.2	17.6	
Some	23.5	28.7	31.4	29.8	28.4	
Very little	42.3	36.9	38.2	40.0	39.1	
N of Valid	3835	5138	4253	2903	16129	
N of Miss	445	246	178	164	1033	

Table 119: Where do you get the most information about living a drug and alcohol free life? Family members





Response	6	8	10	12	Total	
All the time	43.5	40.4	35.6	32.6	38.5	
Most	20.8	23.3	24.6	21.2	22.7	
Some	16.8	19.7	21.7	24.1	20.3	
Very little	18.8	16.7	18.1	22.1	18.5	
N of Valid	3865	5138	4269	2912	16184	
N of Miss	415	246	162	155	978	

Table 120: Where do you get the most information about living a drug and alcohol free life? School





Response	6	8	10	12	Total	
All the time	59.8	56.0	41.5	34.3	49.2	
Most	19.1	23.0	24.2	23.9	22.5	
Some	9.3	12.4	21.7	25.2	16.4	
Very little	11.8	8.5	12.6	16.6	11.8	
N of Valid	3925	5148	4259	2912	16244	
N of Miss	355	236	172	155	918	

Table 121: Where do you get the most information about living a drug and alcohol free life? Internet





Response	6	8	10	12	Total	
All the time	15.5	14.3	13.1	12.6	14.0	
Most	14.0	15.1	13.9	13.2	14.2	
Some	23.0	28.7	29.7	28.7	27.6	
Very little	47.5	41.9	43.3	45.5	44.2	
N of Valid	3807	5125	4245	2904	16081	
N of Miss	473	259	186	163	1081	

Table 122: Where do you get the most information about living a drug and alcohol free life? TV





Response	6	8	10	12	Total	
All the time	19.9	18.0	14.3	13.0	16.6	
Most	16.6	17.7	15.6	15.3	16.4	
Some	25.5	30.6	32.6	31.0	30.0	
Very little	38.0	33.6	37.5	40.7	37.0	
N of Valid	3828	5115	4253	2907	16103	
N of Miss	452	269	178	160	1059	

Table 123: Where do you get the most information about living a drug and alcohol free life? Social media





Response	6	8	10	12	Total	
All the time	15.5	14.4	12.4	11.7	13.6	
Most	11.4	13.9	12.4	11.3	12.4	
Some	20.5	26.2	27.7	28.0	25.6	
Very little	52.6	45.6	47.6	49.0	48.4	
N of Valid	3735	5063	4238	2901	15937	
N of Miss	545	321	193	166	1225	

Table 124: How much do you think people risk harming themselves (physically or in other ways) if they: smoked one or more packs of cigarettes per day?


Response	6	8	10	12	Total	
No risk	12.3	6.4	6.2	6.0	7.7	
Slight risk	5.2	6.5	6.0	7.1	6.2	
Moderate risk	14.1	16.9	17.1	16.0	16.1	
Great risk	68.3	70.2	70.7	70.9	70.0	
N of Valid	3996	5204	4261	2896	16357	
N of Miss	284	180	170	171	805	

Table 125: How much do you think people risk harming themselves (physically or in other ways) if they: try marijuana once or twice?


Response	6	8	10	12	Total	
No risk	14.5	16.3	31.0	42.5	24.3	
Slight risk	15.2	24.0	29.4	26.1	23.6	
Moderate risk	25.0	25.0	17.7	13.8	21.1	
Great risk	45.3	34.8	21.9	17.6	30.9	
N of Valid	3966	5167	4252	2887	16272	
N of Miss	314	217	179	180	890	

Table 126: How much do you think people risk harming themselves (physically or in other ways) if they: smoke marijuana once or twice a week?


Response	6	8	10	12	Total	
No risk	13.5	12.6	21.6	29.3	18.2	
Slight risk	6.9	12.0	19.3	22.2	14.5	
Moderate risk	17.4	22.3	23.7	21.4	21.3	
Great risk	62.2	53.1	35.3	27.1	46.1	
N of Valid	3941	5119	4213	2878	16151	
N of Miss	339	265	218	189	1011	

Table 127: How much do you think people risk harming themselves (physically or in other ways) if they: take one or two drinks of an alcoholic beverage (beer, wine, liquor) nearly every day?


Response	6	8	10	12	Total	
No risk	13.9	8.7	10.6	11.2	10.9	
Slight risk	12.7	15.8	19.2	19.3	16.6	
Moderate risk	22.6	27.3	28.0	31.7	27.1	
Great risk	50.8	48.2	42.2	37.7	45.4	
N of Valid	3981	5171	4261	2893	16306	
N of Miss	299	213	170	174	856	

Table 128: How much do you think people risk harming themselves (physically or in other ways) if they: have five or more drinks of an alcoholic beverage once or twice a weekend?


Response	6	8	10	12	Total	
No risk	13.1	7.7	7.9	9.2	9.3	
Slight risk	7.2	8.8	13.1	14.5	10.5	
Moderate risk	20.3	24.6	27.5	30.5	25.3	
Great risk	59.4	59.0	51.5	45.8	54.8	
N of Valid	3981	5181	4260	2891	16313	
N of Miss	299	203	171	176	849	

Table 129: How much do you think people risk harming themselves (physically or in other ways) if they: use prescription drugs that are not prescribed to them?


Response	6	8	10	12	Total	
No risk	12.8	6.4	6.1	5.3	7.7	
Slight risk	4.0	5.9	7.4	7.9	6.2	
Moderate risk	13.4	18.6	19.5	22.7	18.3	
Great risk	69.8	69.1	67.0	64.1	67.9	
N of Valid	3977	5170	4257	2888	16292	
N of Miss	303	214	174	179	870	

Table 130: How much do you think people risk harming themselves (physically or in other ways) if they: use non-prescription drugs to get high?

Response	6	8	10	12	Total	
No risk	12.7	6.3	6.0	5.7	7.7	
Slight risk	3.2	4.6	6.5	6.8	5.2	
Moderate risk	11.2	16.1	19.1	20.8	16.5	
Great risk	72.8	72.9	68.4	66.7	70.6	
N of Valid	3972	5164	4251	2892	16279	
N of Miss	308	220	180	175	883	

Table 131: How much do you think people risk harming themselves (physically or in other ways) if they: use e-cigarettes, e-cigars, or e-hookahs?

Response	6	8	10	12	Total	
No risk	14.5	13.1	20.2	25.0	17.4	
Slight risk	10.7	19.6	27.0	31.5	21.5	
Moderate risk	19.2	23.5	21.9	18.7	21.2	
Great risk	55.6	43.8	31.0	24.9	39.9	
N of Valid	3952	5165	4251	2890	16258	
N of Miss	328	219	180	177	904	

Table 132: Have you ever used smokeless tobacco (chew, snuff, plug, dipping tobacco, or chewing tobacco)?

Response	6	8	10	12	Total	
Never	97.5	93.9	87.9	84.1	91.5	
Once or Twice	1.9	4.4	6.5	8.3	5.0	
Once in a while but not regularly	0.2	1.0	2.5	3.1	1.6	
Regularly in the past	0.2	0.3	1.3	1.8	0.8	
Regularly now	0.1	0.3	1.8	2.9	1.1	
N of Valid	4039	5222	4274	2908	16443	
N of Miss	241	162	157	159	719	

Table 133: How often have you used smokeless tobacco during the past 30 days?







Response	6	8	10	12	Total	
Not at all	99.2	98.1	94.9	93.7	96.7	
Once or twice	0.6	1.0	2.3	2.2	1.4	
Once or twice per week	0.1	0.4	0.5	0.7	0.4	
Three to five times per week	0.0	0.2	0.4	0.6	0.3	
About once a day	0.0	0.1	0.4	0.4	0.2	
More than once a day	0.0	0.3	1.5	2.4	0.9	
N of Valid	4024	5218	4272	2914	16428	
N of Miss	256	166	159	153	734	

Table 134: Have you ever smoked cigarettes?






Response	6	8	10	12	Total	
Never	96.0	88.8	79.3	70.7	84.9	
Once or Twice	3.4	7.9	11.6	14.4	8.9	
Once in a while but not regularly	0.3	2.0	5.2	7.8	3.4	
Regularly in the past	0.2	0.7	2.3	3.4	1.5	
Regularly now	0.0	0.6	1.5	3.6	1.2	
N of Valid	4033	5218	4270	2909	16430	
N of Miss	247	166	161	158	732	

Table 135: How frequently have you smoked cigarettes during the past 30 days?








Response	6	8	10	12	Total	
Not at all	99.6	97.4	93.6	89.7	95.6	
Less than one cigarette per day	0.3	1.6	4.1	5.5	2.7	
One to five cigarettes per day	0.1	0.5	1.7	3.2	1.2	
About one-half pack per day	0.0	0.2	0.3	0.9	0.3	
About one pack per day	0.0	0.1	0.2	0.4	0.2	
About one and one-half packs per day	0.0	0.1	0.0	0.1	0.0	
Two packs or more per day	0.0	0.1	0.1	0.1	0.1	
N of Valid	4021	5215	4269	2907	16412	
N of Miss	259	169	162	160	750	

Table 136: Which statement best describes rules about smoking inside your home or your family cars?






Response	6	8	10	12	Total	
Smoking is not allowed anywhere inside your home or cars	73.3	72.7	76.8	77.1	74.7	
Smoking is allowed in some places and at some times or in some cars	8.2	8.3	7.5	8.3	8.1	
Smoking is allowed anywhere inside the home or cars	2.0	2.6	1.9	2.3	2.2	
There are no rules about smoking inside the home or cars	1.9	2.8	3.6	4.7	3.1	
I don't know	14.6	13.6	10.2	7.6	11.9	
N of Valid	3967	5189	4254	2903	16313	
N of Miss	313	195	177	164	849	

Table 137: Have you ever used e-cigarettes, e-cigars, or e-hookahs?






Response	6	8	10	12	Total	
Never	97.4	88.3	74.7	64.0	82.6	
Once or Twice	2.0	7.1	12.0	15.2	8.6	
Once in a while but not regularly	0.3	2.9	7.4	11.8	5.0	
Regularly in the past	0.2	1.1	3.5	4.9	2.2	
Regularly now	0.2	0.6	2.4	4.1	1.6	
N of Valid	3974	5184	4244	2888	16290	
N of Miss	306	200	187	179	872	

Table 138: How frequently have you used e-cigarettes, e-cigars, or e-hookahs?








Response	6	8	10	12	Total	
Not at all	99.1	95.0	86.8	81.1	91.4	
Less than 10 puffs per day	0.7	3.3	8.7	11.4	5.5	
10 to 50 puffs per day	0.2	1.1	2.6	4.0	1.8	
About one-half cartomiser per day	0.0	0.3	0.7	1.5	0.5	
About one cartomiser per day	0.1	0.1	0.5	0.8	0.3	
About one and one-half cartomisers per day	0.0	0.0	0.2	0.3	0.1	
Two cartomisers or more per day	0.0	0.1	0.5	0.8	0.3	
N of Valid	3924	5151	4221	2871	16167	
N of Miss	356	233	210	196	995	

Table 139: During this school year, were you taught in any of your classes about the dangers of tobacco use?






Response	6	8	10	12	Total	
Never	18.1	20.2	38.1	49.6	29.6	
Rarely	11.7	16.5	21.8	20.1	17.4	
Sometimes	23.4	25.9	21.6	17.5	22.7	
Often	25.4	22.3	11.7	8.7	17.9	
Almost always	21.4	15.1	6.8	4.1	12.5	
N of Valid	3898	5120	4207	2851	16076	
N of Miss	382	264	224	216	1086	

Table 140: During the past 12 months, have you participated in any community activities to discourage people your age from using cigarettes, chewing tobacco, snuff, dip or cigars, e-cigarettes, e-cigars, or e-hookahs?






Response	6	8	10	12	Total	
Never	61.3	62.5	73.3	79.1	68.0	
Rarely	14.0	15.6	13.7	10.6	13.8	
Sometimes	11.9	11.9	8.3	6.2	9.9	
Often	7.1	6.2	2.9	2.6	4.9	
Almost always	5.7	3.8	1.8	1.6	3.3	
N of Valid	3809	5104	4202	2860	15975	
N of Miss	471	280	229	207	1187	

Table 141: Think back over the last two weeks. How many times have you had five or more alcoholic drinks in a row?







Response	6	8	10	12	Total	
None	98.9	95.3	87.2	81.9	91.7	
Once	0.7	2.3	5.4	7.0	3.6	
Twice	0.2	1.1	3.2	5.1	2.1	
3-5 times	0.1	0.9	2.2	3.7	1.5	
6-9 times	0.0	0.2	0.7	0.8	0.4	
10 or more times	0.1	0.3	1.1	1.5	0.7	
N of Valid	3914	5130	4221	2873	16138	
N of Miss	366	254	210	194	1024	

Table 142: During the past 30 days, how many times did you ride in a car or other vehicle driven by someone who had been drinking alcohol or using drugs to get high?






Response	6	8	10	12	Total	
0 times	92.0	89.1	85.7	83.9	88.0	
1 time	4.6	5.0	6.5	6.3	5.5	
2 or 3 times	1.7	3.6	4.4	5.8	3.8	
4 or 5 times	0.7	0.7	1.3	1.7	1.0	
6 or more times	1.0	1.5	2.1	2.3	1.7	
N of Valid	3868	5110	4215	2876	16069	
N of Miss	412	274	216	191	1093	

Table 143: During the past 30 days, how many times did you drive a car or other vehicle when you had been drinking alcohol or using drugs to get high?







Response	6	8	10	12	Total	
I did not drive a car in the past 30 days	57.8	64.5	48.9	24.8	51.6	
0 times	41.4	34.0	47.7	65.5	45.1	
1 time	0.4	0.5	1.8	4.4	1.6	
2 or 3 times	0.2	0.5	0.7	2.5	0.9	
4 or 5 times	0.1	0.2	0.3	0.7	0.3	
6 or more times	0.1	0.3	0.6	2.0	0.7	
N of Valid	3713	4948	4142	2847	15650	
N of Miss	567	436	289	220	1512	

Table 144: If you drank alcohol (not just a sip or taste) in the past year, how did you usually get it?













Response	6	8	10	12	Total	
I did not drink alcohol in the past year	95.8	87.6	69.2	53.8	78.8	
I bought it myself with a fake ID	0.1	0.1	0.2	0.5	0.2	
I bought it myself without a fake ID	0.1	0.1	0.3	0.6	0.2	
I got it from someone I know age 21 or older	0.7	1.8	7.9	18.9	6.2	
I got it from someone I know under age 21	0.2	1.4	6.0	7.5	3.4	
I got it from my brother or sister	0.2	0.6	1.0	1.1	0.7	
I got it from home with my parents' permission	0.9	2.5	4.6	5.7	3.2	
I got it from home without my parents' permission	0.3	2.0	3.6	1.9	2.0	
I got it from another relative	0.3	1.1	1.5	1.7	1.1	
A stranger bought it for me	0.1	0.2	0.4	0.7	0.3	
I took it from a store or shop	0.0	0.0	0.1	0.2	0.1	
Other	1.5	2.5	5.1	7.5	3.8	
N of Valid	3799	5044	4100	2805	15748	
N of Miss	481	340	331	262	1414	

Table 145: If you drank alcohol (not just a sip or taste) in the past year, where did you usually drink it?











Response	6	8	10	12	Total	
I did not drink alcohol in the past year	96.6	87.6	69.9	55.6	79.5	
At my home	1.6	5.5	10.4	13.9	7.3	
At someone else's home	0.9	4.6	16.0	26.8	10.6	
At an open area like a park, beach, field, back road, woods, or a street corner	0.4	1.0	1.7	1.6	1.1	
At a sporting event or concert	0.1	0.2	0.4	0.2	0.2	
At a restaurant, bar, or a nightclub	0.2	0.4	0.3	0.6	0.4	
At an empty building or a construction site	0.0	0.1	0.2	0.1	0.1	
At a hotel/motel	0.0	0.2	0.3	0.4	0.2	
An a car	0.1	0.1	0.3	0.5	0.2	
At school	0.1	0.2	0.4	0.4	0.2	
N of Valid	3787	5028	4071	2779	15665	
N of Miss	493	356	360	288	1497	

Table 146: How do you feel about someone your age having one or two drinks of an alcoholic beverage nearly every day?


Response	6	8	10	12	Total	
Neither approve nor disapprove	20.0	21.6	29.6	31.8	25.2	
Somewhat disapprove	5.2	13.3	19.9	22.7	14.8	
Strongly disapprove	61.1	54.0	41.2	37.7	49.4	
Don't know or can't say	13.7	11.1	9.4	7.8	10.6	
N of Valid	3723	5039	4155	2834	15751	
N of Miss	557	345	276	233	1411	

Table 147: On how many occasions have you had alcoholic beverages (beer, wine or hard liquor) to drink in your lifetime - more than just a few sips?


Response	6	8	10	12	Total	
0	93.5	80.9	60.7	44.7	72.2	
1-2	4.6	10.0	13.1	12.7	10.0	
3-5	1.2	4.0	8.5	10.4	5.6	
6-9	0.4	1.8	5.3	7.8	3.4	
10-19	0.2	1.6	5.1	8.9	3.5	
20-39	0.0	0.9	2.8	6.2	2.1	
40	0.1	0.8	4.5	9.3	3.1	
N of Valid	3880	5135	4204	2858	16077	
N of Miss	400	249	227	209	1085	

Table 148: On how many occasions have you drunk one of more drinks of an alcoholic beverage during the past 30 days?


Response	6	8	10	12	Total	
0	99.3	94.7	83.3	73.6	89.1	
1-2	0.5	3.8	9.4	13.6	6.2	
3-5	0.1	0.8	3.7	6.5	2.4	
6-9	0.0	0.4	1.8	3.1	1.2	
10-19	0.1	0.2	1.1	1.7	0.7	
20-39	0.0	0.1	0.3	0.8	0.3	
40	0.0	0.0	0.5	0.6	0.3	
N of Valid	3871	5110	4190	2859	16030	
N of Miss	409	274	241	208	1132	

Table 149: On how many occasions have you used marijuana (grass, pot) or hashish (hash, hash oil) in your lifetime?








Response	6	8	10	12	Total	
0	99.0	92.7	80.1	67.4	86.4	
1-2	0.6	2.4	5.1	6.6	3.4	
3-5	0.1	1.6	3.1	5.0	2.2	
6-9	0.1	0.8	1.7	2.9	1.2	
10-19	0.1	0.6	2.3	4.4	1.6	
20-39	0.1	0.5	2.4	3.5	1.4	
40	0.1	1.2	5.3	10.3	3.6	
N of Valid	3860	5092	4190	2847	15989	
N of Miss	420	292	241	220	1173	

Table 150: On how many occasions have you used marijuana (grass, pot) or hashish (hash, hash oil) during the past 30 days?








Response	6	8	10	12	Total	
0	99.7	96.8	89.2	83.6	93.2	
1-2	0.2	1.4	4.0	5.9	2.6	
3-5	0.1	0.6	2.0	3.1	1.3	
6-9	0.0	0.4	1.2	1.6	0.7	
10-19	0.0	0.4	1.4	2.2	0.9	
20-39	0.1	0.2	0.8	1.4	0.5	
40	0.0	0.2	1.2	2.3	0.8	
N of Valid	3858	5112	4185	2846	16001	
N of Miss	422	272	246	221	1161	

Table 151: On how many occasions have you used LSD or other psychedelics in your lifetime?








Response	6	8	10	12	Total	
0	99.9	99.2	97.1	93.6	97.8	
1-2	0.1	0.5	1.7	3.5	1.3	
3-5	0.0	0.1	0.4	1.5	0.4	
6-9	0.0	0.0	0.3	0.6	0.2	
10-19	0.0	0.0	0.2	0.4	0.1	
20-39	0.0	0.0	0.1	0.3	0.1	
40	0.0	0.0	0.1	0.1	0.1	
N of Valid	3810	5109	4186	2852	15957	
N of Miss	470	275	245	215	1205	

Table 152: On how many occasions have you used LSD or other psychedelics during the past 30 days?

Response	6	8	10	12	Total	
0	100.0	99.8	99.2	98.4	99.4	
1-2	0.0	0.1	0.5	1.2	0.4	
3-5	0.0	0.0	0.1	0.2	0.1	
6-9	0.0	0.0	0.0	0.1	0.0	
10-19	0.0	0.0	0.0	0.1	0.0	
20-39	0.0	0.0	0.0	0.0	0.0	
40	0.0	0.0	0.0	0.0	0.0	
N of Valid	3805	5100	4187	2852	15944	
N of Miss	475	284	244	215	1218	

Table 153: On how many occasions have you used cocaine or crack in your lifetime?

Response	6	8	10	12	Total	
0	99.8	99.2	98.5	96.9	98.8	
1-2	0.2	0.6	1.1	1.8	0.8	
3-5	0.0	0.1	0.2	0.4	0.2	
6-9	0.0	0.0	0.1	0.3	0.1	
10-19	0.0	0.0	0.0	0.2	0.1	
20-39	0.0	0.0	0.0	0.0	0.0	
40	0.0	0.0	0.1	0.3	0.1	
N of Valid	3851	5108	4176	2851	15986	
N of Miss	429	276	255	216	1176	

Table 154: On how many occasions have you used cocaine or crack during the past 30 days?

Response	6	8	10	12	Total	
0	99.9	99.7	99.4	99.2	99.6	
1-2	0.1	0.2	0.3	0.4	0.2	
3-5	0.0	0.0	0.1	0.1	0.1	
6-9	0.0	0.0	0.0	0.1	0.0	
10-19	0.0	0.0	0.0	0.0	0.0	
20-39	0.0	0.0	0.0	0.1	0.0	
40	0.0	0.0	0.0	0.0	0.0	
N of Valid	3838	5103	4179	2850	15970	
N of Miss	442	281	252	217	1192	

Table 155: On how many occasions have you sniffed glue, breathed the contents of an aerosol spray can, or inhaled other gases or sprays, in order to get high in your lifetime?








Response	6	8	10	12	Total	
0	97.5	94.9	95.2	95.1	95.6	
1-2	1.5	3.2	3.0	3.2	2.8	
3-5	0.5	0.7	0.8	1.0	0.7	
6-9	0.2	0.5	0.5	0.2	0.4	
10-19	0.2	0.2	0.4	0.2	0.2	
20-39	0.1	0.3	0.1	0.2	0.2	
40	0.2	0.2	0.1	0.0	0.1	
N of Valid	3847	5106	4176	2852	15981	
N of Miss	433	278	255	215	1181	

Table 156: On how many occasions have you sniffed glue, breathed the contents of an aerosol spray can, or inhaled other gases or sprays, in order to get high during the past 30 days?







Response	6	8	10	12	Total	
0	98.9	98.2	99.1	99.2	98.8	
1-2	0.8	1.3	0.5	0.6	0.8	
3-5	0.2	0.3	0.3	0.1	0.2	
6-9	0.1	0.2	0.0	0.1	0.1	
10-19	0.1	0.1	0.1	0.0	0.1	
20-39	0.0	0.0	0.0	0.0	0.0	
40	0.0	0.0	0.0	0.0	0.0	
N of Valid	3830	5107	4178	2847	15962	
N of Miss	450	277	253	220	1200	

Table 157: On how many occasions have you used Daztrex in your lifetime?


Response	6	8	10	12	Total	
0	100.0	100.0	100.0	100.0	100.0	
1-2	0.0	0.0	0.0	0.0	0.0	
3-5	0.0	0.0	0.0	0.0	0.0	
6-9	0.0	0.0	0.0	0.0	0.0	
10-19	0.0	0.0	0.0	0.0	0.0	
20-39	0.0	0.0	0.0	0.0	0.0	
40	0.0	0.0	0.0	0.0	0.0	
N of Valid	3786	5099	4171	2844	15900	
N of Miss	494	285	260	223	1262	

Table 158: On how many occasions have you used Daztrex during the past 30 days?


Response	6	8	10	12	Total	
0	100.0	100.0	100.0	100.0	100.0	
1-2	0.0	0.0	0.0	0.0	0.0	
3-5	0.0	0.0	0.0	0.0	0.0	
6-9	0.0	0.0	0.0	0.0	0.0	
10-19	0.0	0.0	0.0	0.0	0.0	
20-39	0.0	0.0	0.0	0.0	0.0	
40	0.0	0.0	0.0	0.0	0.0	
N of Valid	3779	5087	4164	2844	15874	
N of Miss	501	297	267	223	1288	

Table 159: On how many occasions have you used synthetic marijuana (K2, spice) in your lifetime?








Response	6	8	10	12	Total	
0	99.7	98.7	97.2	95.0	97.9	
1-2	0.1	0.8	1.6	2.7	1.2	
3-5	0.1	0.2	0.5	0.9	0.4	
6-9	0.0	0.1	0.2	0.7	0.2	
10-19	0.0	0.1	0.2	0.1	0.1	
20-39	0.0	0.0	0.2	0.4	0.1	
40	0.1	0.1	0.2	0.3	0.1	
N of Valid	3822	5090	4166	2844	15922	
N of Miss	458	294	265	223	1240	

Table 160: On how many occasions have you used synthetic marijuana (K2, spice) during the past 30 days?


Response	6	8	10	12	Total	
0	99.8	99.4	99.1	99.1	99.4	
1-2	0.1	0.4	0.5	0.6	0.4	
3-5	0.0	0.1	0.2	0.1	0.1	
6-9	0.0	0.1	0.1	0.1	0.1	
10-19	0.1	0.0	0.1	0.1	0.1	
20-39	0.0	0.0	0.0	0.0	0.0	
40	0.0	0.0	0.0	0.1	0.0	
N of Valid	3818	5084	4166	2844	15912	
N of Miss	462	300	265	223	1250	

Table 161: On how many occasions have you used methamphetamines (meth, speed, crank, crystal meth) in your lifetime?


Response	6	8	10	12	Total	
0	99.9	99.5	98.9	98.3	99.2	
1-2	0.1	0.3	0.7	0.8	0.4	
3-5	0.0	0.1	0.1	0.3	0.1	
6-9	0.0	0.0	0.1	0.2	0.1	
10-19	0.0	0.0	0.0	0.2	0.1	
20-39	0.0	0.0	0.0	0.0	0.0	
40	0.0	0.0	0.1	0.2	0.1	
N of Valid	3813	5073	4164	2838	15888	
N of Miss	467	311	267	229	1274	

Table 162: On how many occasions have you used methamphetamines (meth, speed, crank, crystal meth) in the past 30 days?


Response	6	8	10	12	Total	
0	100.0	99.8	99.6	99.4	99.7	
1-2	0.0	0.1	0.2	0.2	0.1	
3-5	0.0	0.0	0.0	0.2	0.0	
6-9	0.0	0.0	0.0	0.1	0.0	
10-19	0.0	0.0	0.0	0.0	0.0	
20-39	0.0	0.0	0.0	0.0	0.0	
40	0.0	0.0	0.0	0.1	0.0	
N of Valid	3808	5081	4159	2844	15892	
N of Miss	472	303	272	223	1270	

Table 163: On how many occasions have you used other chemical products (bath salts, plant food, etc.) in your lifetime?


Response	6	8	10	12	Total	
0	97.8	98.7	99.0	99.3	98.7	
1-2	1.4	0.7	0.6	0.3	0.8	
3-5	0.3	0.3	0.2	0.1	0.2	
6-9	0.2	0.1	0.0	0.0	0.1	
10-19	0.1	0.1	0.0	0.1	0.1	
20-39	0.0	0.0	0.0	0.0	0.0	
40	0.2	0.1	0.1	0.2	0.1	
N of Valid	3791	5075	4162	2837	15865	
N of Miss	489	309	269	230	1297	

Table 164: On how many occasions have you used other chemical products (bath salts, plant food, etc.) during the past 30 days?


Response	6	8	10	12	Total	
0	99.1	99.5	99.6	99.6	99.4	
1-2	0.6	0.4	0.3	0.2	0.4	
3-5	0.1	0.0	0.1	0.1	0.1	
6-9	0.0	0.0	0.0	0.0	0.0	
10-19	0.1	0.0	0.0	0.0	0.0	
20-39	0.0	0.0	0.0	0.0	0.0	
40	0.1	0.0	0.0	0.0	0.0	
N of Valid	3787	5071	4164	2838	15860	
N of Miss	493	313	267	229	1302	

Table 165: On how many occasions have you used heroin or other opiates in your lifetime?


Response	6	8	10	12	Total	
0	99.9	99.8	99.1	98.3	99.4	
1-2	0.0	0.1	0.5	0.7	0.3	
3-5	0.0	0.0	0.1	0.4	0.1	
6-9	0.0	0.0	0.1	0.2	0.1	
10-19	0.0	0.0	0.0	0.1	0.0	
20-39	0.0	0.0	0.0	0.1	0.0	
40	0.0	0.0	0.1	0.1	0.1	
N of Valid	3791	5088	4165	2841	15885	
N of Miss	489	296	266	226	1277	

Table 166: On how many occasions have you used heroin or other opiates during the past 30 days?


Response	6	8	10	12	Total	
0	99.9	99.9	99.7	99.5	99.8	
1-2	0.0	0.0	0.1	0.3	0.1	
3-5	0.0	0.0	0.1	0.1	0.0	
6-9	0.0	0.0	0.0	0.1	0.0	
10-19	0.0	0.0	0.0	0.0	0.0	
20-39	0.0	0.0	0.0	0.0	0.0	
40	0.0	0.0	0.0	0.0	0.0	
N of Valid	3784	5073	4155	2840	15852	
N of Miss	496	311	276	227	1310	

Table 167: On how many occasions have you used MDMA ('X', 'E', or ecstasy) in your lifetime?


Response	6	8	10	12	Total	
0	99.9	99.6	98.1	96.3	98.7	
1-2	0.1	0.3	1.3	2.2	0.8	
3-5	0.0	0.1	0.3	0.7	0.2	
6-9	0.0	0.0	0.2	0.4	0.1	
10-19	0.0	0.0	0.1	0.2	0.1	
20-39	0.0	0.0	0.0	0.1	0.0	
40	0.0	0.0	0.0	0.1	0.0	
N of Valid	3748	5070	4159	2833	15810	
N of Miss	532	314	272	234	1352	

Table 168: On how many occasions have you used MDMA ('X', 'E', or ecstasy) during the past 30 days?


Response	6	8	10	12	Total	
0	100.0	99.8	99.5	98.9	99.6	
1-2	0.0	0.1	0.4	0.7	0.3	
3-5	0.0	0.0	0.1	0.2	0.1	
6-9	0.0	0.0	0.0	0.2	0.0	
10-19	0.0	0.0	0.0	0.0	0.0	
20-39	0.0	0.0	0.0	0.0	0.0	
40	0.0	0.0	0.0	0.0	0.0	
N of Valid	3738	5062	4151	2835	15786	
N of Miss	542	322	280	232	1376	

Table 169: On how many occasions have you taken prescription drugs (such as Valium, Xanax, Ritalin, Adderall, OxyContin, Darvocet, or sleeping pills) not prescribed to you in your lifetime?








Response	6	8	10	12	Total	
0	98.0	95.7	90.7	85.5	93.1	
1-2	1.1	2.0	3.4	4.3	2.6	
3-5	0.2	1.0	2.0	3.4	1.5	
6-9	0.2	0.6	1.1	1.8	0.8	
10-19	0.1	0.4	1.0	2.2	0.8	
20-39	0.1	0.1	0.7	1.2	0.5	
40	0.3	0.2	1.0	1.6	0.7	
N of Valid	3794	5061	4154	2834	15843	
N of Miss	486	323	277	233	1319	

Table 170: On how many occasions have you taken prescription drugs (such as Valium, Xanax, Ritalin, Adderall, OxyContin, Darvocet, or sleeping pills) not prescribed to you during the past 30 days?








Response	6	8	10	12	Total	
0	98.9	98.2	95.3	93.7	96.8	
1-2	0.6	1.2	2.6	3.3	1.8	
3-5	0.1	0.3	1.0	1.8	0.7	
6-9	0.1	0.2	0.4	0.7	0.3	
10-19	0.1	0.1	0.4	0.2	0.2	
20-39	0.1	0.0	0.2	0.2	0.1	
40	0.1	0.0	0.1	0.1	0.1	
N of Valid	3791	5051	4155	2840	15837	
N of Miss	489	333	276	227	1325	

Table 171: On how many occasions have you taken non-prescription medicines such as diet pills (for example, Dietac, Dexatrim or Prolamine), stay-awake pills (for example No-Doz, Vivarin, or Wake), or cough or cold medicines (robos, DXM, etc.) to get high in your lifetime?








Response	6	8	10	12	Total	
0	99.0	97.9	96.6	95.2	97.4	
1-2	0.5	1.1	1.3	1.5	1.1	
3-5	0.3	0.3	0.8	1.1	0.6	
6-9	0.1	0.3	0.6	0.6	0.4	
10-19	0.1	0.1	0.3	0.7	0.2	
20-39	0.0	0.1	0.1	0.4	0.1	
40	0.1	0.3	0.3	0.5	0.3	
N of Valid	3795	5059	4152	2842	15848	
N of Miss	485	325	279	225	1314	

Table 172: On how many occasions have you taken non-prescription medicines such as diet pills (for example, Dietac, Dexatrim or Prolamine), stay-awake pills (for example No-Doz, Vivarin, or Wake), or cough or cold medicines (robos, DXM, etc.) to get high during the past 30 days?








Response	6	8	10	12	Total	
0	99.6	99.0	98.6	98.3	98.9	
1-2	0.3	0.5	0.8	0.9	0.6	
3-5	0.1	0.2	0.5	0.4	0.3	
6-9	0.0	0.1	0.0	0.3	0.1	
10-19	0.0	0.1	0.1	0.0	0.0	
20-39	0.0	0.0	0.0	0.0	0.0	
40	0.0	0.0	0.0	0.1	0.0	
N of Valid	3785	5050	4151	2833	15819	
N of Miss	495	334	280	234	1343	

Table 173: On how many occasions have you been drunk or very high from drinking alcoholic beverages during the past 30 days?








Response	6	8	10	12	Total	
0	99.7	96.9	89.9	83.1	93.3	
1-2	0.3	2.0	5.3	8.9	3.7	
3-5	0.1	0.6	2.1	3.9	1.5	
6-9	0.0	0.2	1.2	2.0	0.7	
10-19	0.0	0.2	0.9	1.0	0.5	
20-39	0.0	0.0	0.3	0.4	0.2	
40	0.0	0.1	0.3	0.7	0.2	
N of Valid	3787	5039	4140	2821	15787	
N of Miss	493	345	291	246	1375	

Table 174: On how many occasions have you drunk flavored alcoholic beverages, sometimes called 'alcopops' (like Mike's Hard Lemonade, Smirnoff Ice, Bacardi Breezers, etc.) in your lifetime?








Response	6	8	10	12	Total	
0	97.3	89.7	76.9	63.4	83.4	
1-2	2.1	5.4	8.4	9.6	6.2	
3-5	0.3	2.3	5.6	8.1	3.7	
6-9	0.2	1.2	3.2	6.3	2.4	
10-19	0.0	0.8	2.8	4.9	1.9	
20-39	0.0	0.3	1.3	3.4	1.0	
40	0.1	0.3	1.8	4.5	1.4	
N of Valid	3794	5048	4152	2830	15824	
N of Miss	486	336	279	237	1338	

Table 175: On how many occasions have you drunk flavored alcoholic beverages, sometimes called 'alcopops' (like Mike's Hard Lemonade, Smirnoff Ice, Bacardi Breezers, etc.) during the past 30 days?








Response	6	8	10	12	Total	
0	99.4	96.3	90.2	84.1	93.3	
1-2	0.5	2.4	5.7	9.3	4.1	
3-5	0.1	0.9	2.1	3.3	1.4	
6-9	0.0	0.1	0.8	1.9	0.6	
10-19	0.0	0.2	0.7	0.6	0.3	
20-39	0.0	0.0	0.2	0.4	0.1	
40	0.0	0.1	0.3	0.5	0.2	
N of Valid	3791	5051	4144	2836	15822	
N of Miss	489	333	287	231	1340	

Table 176: If you used prescription drugs or over the counter drugs without a doctor telling you to use it or for the purpose of getting high, where did you get these drugs? - Did not use



Response	6	8	10	12	Total	
No	15.1	10.4	14.5	17.9	14.0	
Yes	84.9	89.6	85.5	82.1	86.0	
N of Valid	4280	5384	4431	3067	17162	
N of Miss	0	0	0	0	0	

Table 177: If you used prescription drugs or over the counter drugs without a doctor telling you to use it or for the purpose of getting high, where did you get these drugs? - Bought or took from store or shop



Response	6	8	10	12	Total	
No	99.8	99.6	99.5	99.1	99.5	
Yes	0.2	0.4	0.5	0.9	0.5	
N of Valid	4280	5384	4431	3067	17162	
N of Miss	0	0	0	0	0	

Table 178: If you used prescription drugs or over the counter drugs without a doctor telling you to use it or for the purpose of getting high, where did you get these drugs? -
Got from parents with permission



Response	6	8	10	12	Total	
No	99.4	99.1	98.8	99.1	99.1	
Yes	0.6	0.9	1.2	0.9	0.9	
N of Valid	4280	5384	4431	3067	17162	
N of Miss	0	0	0	0	0	

Table 179: If you used prescription drugs or over the counter drugs without a doctor telling you to use it or for the purpose of getting high, where did you get these drugs? -
Got from home without permission



Response	6	8	10	12	Total	
No	99.9	99.3	98.3	98.1	99.0	
Yes	0.1	0.7	1.7	1.9	1.0	
N of Valid	4280	5384	4431	3067	17162	
N of Miss	0	0	0	0	0	

Table 180: If you used prescription drugs or over the counter drugs without a doctor telling you to use it or for the purpose of getting high, where did you get these drugs? -
Got from relative with permission



Response	6	8	10	12	Total	
No	99.9	99.7	99.5	99.5	99.6	
Yes	0.1	0.3	0.5	0.5	0.4	
N of Valid	4280	5384	4431	3067	17162	
N of Miss	0	0	0	0	0	

Table 181: If you used prescription drugs or over the counter drugs without a doctor telling you to use it or for the purpose of getting high, where did you get these drugs? -
Got from relative without permission



Response	6	8	10	12	Total	
No	100.0	99.9	99.5	99.4	99.7	
Yes	0.0	0.1	0.5	0.6	0.3	
N of Valid	4280	5384	4431	3067	17162	
N of Miss	0	0	0	0	0	

Table 182: If you used prescription drugs or over the counter drugs without a doctor telling you to use it or for the purpose of getting high, where did you get these drugs? -
Got from friend's home with permission



Response	6	8	10	12	Total	
No	99.9	99.6	99.3	98.7	99.4	
Yes	0.1	0.4	0.7	1.3	0.6	
N of Valid	4280	5384	4431	3067	17162	
N of Miss	0	0	0	0	0	

Table 183: If you used prescription drugs or over the counter drugs without a doctor telling you to use it or for the purpose of getting high, where did you get these drugs? -
Got from friend's home without permission



Response	6	8	10	12	Total	
No	100.0	99.8	99.6	99.7	99.8	
Yes	0.0	0.2	0.4	0.3	0.2	
N of Valid	4280	5384	4431	3067	17162	
N of Miss	0	0	0	0	0	

Table 184: If you used prescription drugs or over the counter drugs without a doctor telling you to use it or for the purpose of getting high, where did you get these drugs? -
Got from friend at school



Response	6	8	10	12	Total	
No	99.9	99.7	98.3	97.9	99.1	
Yes	0.1	0.3	1.7	2.1	0.9	
N of Valid	4280	5384	4431	3067	17162	
N of Miss	0	0	0	0	0	

Table 185: If you used prescription drugs or over the counter drugs without a doctor telling you to use it or for the purpose of getting high, where did you get these drugs? -
Got from friend at party



Response	6	8	10	12	Total	
No	99.9	99.7	98.9	98.5	99.3	
Yes	0.1	0.3	1.1	1.5	0.7	
N of Valid	4280	5384	4431	3067	17162	
N of Miss	0	0	0	0	0	

Table 186: If you used prescription drugs or over the counter drugs without a doctor telling you to use it or for the purpose of getting high, where did you get these drugs? -
Got from friend, elsewhere



Response	6	8	10	12	Total	
No	99.9	99.4	98.1	96.5	98.7	
Yes	0.1	0.6	1.9	3.5	1.3	
N of Valid	4280	5384	4431	3067	17162	
N of Miss	0	0	0	0	0	

Table 187: If you used prescription drugs or over the counter drugs without a doctor telling you to use it or for the purpose of getting high, where did you get these drugs? -
Got from internet sale



Response	6	8	10	12	Total	
No	100.0	99.9	99.7	99.8	99.8	
Yes	0.0	0.1	0.3	0.2	0.2	
N of Valid	4280	5384	4431	3067	17162	
N of Miss	0	0	0	0	0	

Table 188: During the last month, about how many marijuana cigarettes, or the equivalent, did you smoke a day, on the average?








Response	6	8	10	12	Total	
None	99.4	96.2	90.1	85.9	93.5	
Less than 1 a day	0.4	1.7	4.4	6.8	3.0	
1 a day	0.1	0.5	1.9	2.2	1.1	
2-3 a day	0.1	1.0	1.9	2.6	1.3	
4-6 a day	0.0	0.3	0.8	1.5	0.6	
7-10 a day	0.0	0.0	0.3	0.4	0.2	
11 or more a day	0.0	0.3	0.7	0.6	0.4	
N of Valid	3717	4981	4096	2808	15602	
N of Miss	563	403	335	259	1560	

Table 189: How wrong do your friends feel it would be for YOU to: have one or two drinks of an alcoholic beverage nearly every day?





Response	6	8	10	12	Total	
Very wrong	86.2	70.1	51.8	42.6	64.2	
Wrong	9.6	17.8	22.9	25.1	18.5	
A little bit wrong	3.0	8.3	14.8	19.0	10.7	
Not at all wrong	1.2	3.9	10.5	13.2	6.7	
N of Valid	3710	4973	4088	2809	15580	
N of Miss	570	411	343	258	1582	

Table 190: How wrong do your friends feel it would be for YOU to: smoke tobacco?





Response	6	8	10	12	Total	
Very wrong	91.2	78.1	62.4	51.7	72.3	
Wrong	6.5	13.9	20.3	21.2	15.2	
A little bit wrong	1.3	5.2	9.7	13.8	7.0	
Not at all wrong	0.9	2.8	7.5	13.2	5.5	
N of Valid	3702	4955	4084	2809	15550	
N of Miss	578	429	347	258	1612	

Table 191: How wrong do your friends feel it would be for YOU to: smoke marijuana?





Response	6	8	10	12	Total	
Very wrong	93.4	75.7	51.7	40.7	67.3	
Wrong	3.8	10.6	17.1	15.6	11.6	
A little bit wrong	1.3	7.3	14.0	17.0	9.4	
Not at all wrong	1.5	6.4	17.2	26.7	11.7	
N of Valid	3696	4953	4078	2809	15536	
N of Miss	584	431	353	258	1626	

Table 192: How wrong do your friends feel it would be for YOU to: use prescription drugs not prescribed to you?





Response	6	8	10	12	Total	
Very wrong	91.4	81.2	69.4	64.0	77.4	
Wrong	6.1	12.3	17.1	19.5	13.4	
A little bit wrong	1.3	4.1	7.6	9.6	5.3	
Not at all wrong	1.2	2.4	5.9	6.9	3.8	
N of Valid	3691	4957	4081	2807	15536	
N of Miss	589	427	350	260	1626	

Table 193: How wrong would most adults (over 21) in your neighborhood think it is for kids your age: to use marijuana?





Response	6	8	10	12	Total	
Very wrong	91.9	80.9	70.1	61.8	77.2	
Wrong	5.6	12.0	17.8	22.0	13.8	
A little bit wrong	1.5	4.7	7.8	9.7	5.7	
Not at all wrong	1.1	2.3	4.3	6.5	3.3	
N of Valid	3663	4933	4058	2798	15452	
N of Miss	617	451	373	269	1710	

Table 194: How wrong would most adults (over 21) in your neighborhood think it is for kids your age: to drink alcohol?





Response	6	8	10	12	Total	
Very wrong	87.4	75.8	63.3	52.8	71.1	
Wrong	7.9	15.1	20.7	23.6	16.4	
A little bit wrong	3.2	6.4	11.1	15.7	8.6	
Not at all wrong	1.6	2.8	4.9	7.9	4.0	
N of Valid	3654	4926	4055	2794	15429	
N of Miss	626	458	376	273	1733	

Table 195: How wrong would most adults (over 21) in your neighborhood think it is for kids your age: to smoke cigarettes?





Response	6	8	10	12	Total	
Very wrong	89.5	79.6	70.6	58.5	75.8	
Wrong	6.6	13.1	17.7	22.7	14.5	
A little bit wrong	2.4	4.9	7.6	11.3	6.2	
Not at all wrong	1.6	2.4	4.1	7.5	3.6	
N of Valid	3643	4909	4050	2793	15395	
N of Miss	637	475	381	274	1767	

Table 196: How much do each of the following statements describe your neighborhood? crime and/or drug selling





Response	6	8	10	12	Total	
NO!	82.7	75.7	70.9	69.5	75.0	
no	11.7	16.6	20.2	20.8	17.2	
yes	4.0	5.8	7.3	8.0	6.2	
YES!	1.6	1.8	1.7	1.6	1.7	
N of Valid	3602	4868	4040	2805	15315	
N of Miss	678	516	391	262	1847	

Table 197: How much do each of the following statements describe your neighborhood? fights





Response	6	8	10	12	Total	
NO!	73.4	70.9	69.5	70.3	71.0	
no	15.2	18.7	22.7	22.2	19.6	
yes	8.7	8.2	6.5	6.4	7.5	
YES!	2.7	2.2	1.2	1.1	1.9	
N of Valid	3587	4872	4032	2799	15290	
N of Miss	693	512	399	268	1872	

Table 198: How much do each of the following statements describe your neighborhood? lots of empty or abandoned buildings

Response	6	8	10	12	Total	
NO!	78.7	74.3	71.5	72.1	74.2	
no	15.9	20.1	23.5	23.2	20.6	
yes	4.0	4.3	4.4	3.9	4.2	
YES!	1.4	1.3	0.6	0.8	1.0	
N of Valid	3574	4861	4031	2796	15262	
N of Miss	706	523	400	271	1900	

Table 199: How much do each of the following statements describe your neighborhood? lots of graffiti

Response	6	8	10	12	Total	
NO!	83.3	79.3	76.0	75.7	78.7	
no	12.0	16.6	20.4	21.4	17.4	
yes	3.3	2.9	2.8	2.1	2.8	
YES!	1.4	1.2	0.8	0.7	1.1	
N of Valid	3531	4830	4016	2779	15156	
N of Miss	749	554	415	288	2006	

Table 200: I feel safe in my neighborhood.

Response	6	8	10	12	Total	
NO!	7.5	6.2	6.2	5.3	6.3	
no	7.3	7.6	6.7	6.6	7.1	
yes	27.5	32.0	36.4	34.0	32.4	
YES!	57.7	54.3	50.7	54.2	54.1	
N of Valid	3607	4878	4035	2777	15297	
N of Miss	673	506	396	290	1865	

Table 201: If a kid smoked marijuana in your neighborhood would he or she be caught by the police?

Response	6	8	10	12	Total	
NO!	9.8	12.1	17.6	21.5	14.8	
no	15.0	29.5	41.7	46.5	32.4	
yes	29.6	30.4	27.0	21.3	27.6	
YES!	45.6	28.1	13.6	10.8	25.2	
N of Valid	3529	4813	3986	2762	15090	
N of Miss	751	571	445	305	2072	

Table 202: If a kid drank some beer, wine or hard liquor (for example, vodka, whiskey, or gin) in your neighborhood would he or she be caught by the police?

Response	6	8	10	12	Total	
NO!	10.8	14.3	21.2	26.5	17.6	
no	20.9	36.5	47.2	49.4	38.1	
yes	30.6	28.8	21.6	15.6	24.9	
YES!	37.7	20.4	9.9	8.5	19.5	
N of Valid	3504	4802	3979	2762	15047	
N of Miss	776	582	452	305	2115	

Table 203: If a kid carried a handgun in your neighborhood would he or she be caught by the police?

Response	6	8	10	12	Total	
NO!	9.3	11.3	14.9	17.2	12.9	
no	11.8	20.8	28.0	30.6	22.4	
yes	25.9	30.9	32.2	30.9	30.1	
YES!	53.1	37.1	24.9	21.3	34.7	
N of Valid	3503	4797	3973	2762	15035	
N of Miss	777	587	458	305	2127	

Table 204: If you wanted to get some cigarettes, how easy would it be for you to get some?

Response	6	8	10	12	Total	
Very hard	81.0	61.7	38.7	23.5	53.0	
Sort of hard	8.5	15.9	19.1	12.2	14.4	
Sort of easy	6.0	12.8	21.4	19.3	14.7	
Very easy	4.5	9.6	20.7	44.9	17.9	
N of Valid	3435	4740	3977	2756	14908	
N of Miss	845	644	454	311	2254	

Table 205: If you wanted to get some beer, wine or hard liquor (for example, vodka, whiskey, or gin), how easy would it be for you to get some?

Response	6	8	10	12	Total	
Very hard	76.9	53.2	29.5	22.0	46.6	
Sort of hard	10.4	16.1	16.5	13.8	14.5	
Sort of easy	7.6	16.6	25.3	27.2	18.8	
Very easy	5.1	14.1	28.7	37.0	20.1	
N of Valid	3429	4738	3968	2749	14884	
N of Miss	851	646	463	318	2278	

Table 206: If you wanted to get a drug like cocaine, LSD, or amphetamines, how easy would it be for you to get some?

Response	6	8	10	12	Total	
Very hard	94.4	86.2	66.9	55.7	77.3	
Sort of hard	3.4	7.9	17.3	21.6	11.9	
Sort of easy	1.3	3.4	9.0	12.4	6.1	
Very easy	0.8	2.5	6.8	10.4	4.7	
N of Valid	3416	4723	3970	2742	14851	
N of Miss	864	661	461	325	2311	

Table 207: If you wanted to get a handgun, how easy would it be for you to get one?


Response	6	8	10	12	Total	
Very hard	81.4	71.8	62.8	55.8	68.6	
Sort of hard	9.3	12.3	16.1	17.8	13.6	
Sort of easy	5.0	7.9	9.6	11.5	8.4	
Very easy	4.3	8.0	11.5	14.9	9.3	
N of Valid	3413	4723	3962	2746	14844	
N of Miss	867	661	469	321	2318	

Table 208: If you wanted to get some marijuana, how easy would it be for you to get some?


Response	6	8	10	12	Total	
Very hard	92.3	73.6	42.8	29.9	61.6	
Sort of hard	3.9	8.4	11.9	10.5	8.7	
Sort of easy	1.9	8.1	15.9	17.9	10.6	
Very easy	1.8	10.0	29.3	41.6	19.1	
N of Valid	3391	4703	3944	2732	14770	
N of Miss	889	681	487	335	2392	

Table 209: If you wanted to get prescription drugs for the purpose of getting high, how easy would it be for you to get some?


Response	6	8	10	12	Total	
Very hard	85.9	69.3	49.3	41.3	62.6	
Sort of hard	6.6	11.2	17.1	18.4	13.1	
Sort of easy	3.9	10.5	15.8	18.4	11.8	
Very easy	3.6	9.0	17.9	21.9	12.5	
N of Valid	3394	4719	3953	2734	14800	
N of Miss	886	665	478	333	2362	

Table 210: If you wanted to get synthetic marijuana such as K2 or chemical products such as bath salts to get high, how easy would it be for you to get some?


Response	6	8	10	12	Total	
Very hard	93.5	85.3	66.4	57.6	77.0	
Sort of hard	3.7	7.9	15.5	20.4	11.3	
Sort of easy	1.6	3.2	9.5	10.7	5.9	
Very easy	1.2	3.6	8.6	11.2	5.8	
N of Valid	3395	4720	3954	2734	14803	
N of Miss	885	664	477	333	2359	

Table 211: If you wanted to get steroids to use or to enhance athletic performance, how easy would it be for you to get some?


Response	6	8	10	12	Total	
Very hard	92.6	86.3	70.2	62.8	79.1	
Sort of hard	4.6	8.0	16.8	19.2	11.6	
Sort of easy	1.5	3.4	6.9	8.4	4.8	
Very easy	1.3	2.3	6.1	9.6	4.4	
N of Valid	3384	4716	3955	2733	14788	
N of Miss	896	668	476	334	2374	

Table 212: If you wanted to get e-cigarettes, e-cigars, or e-hookahs, how easy would it be for you to get some?


Response	6	8	10	12	Total	
Very hard	88.8	73.9	47.0	33.8	62.8	
Sort of hard	5.5	9.6	13.7	10.2	9.8	
Sort of easy	2.8	8.4	16.5	15.8	10.6	
Very easy	2.9	8.1	22.8	40.2	16.8	
N of Valid	3393	4718	3947	2734	14792	
N of Miss	887	666	484	333	2370	

Table 213: During the past 12 months, have you participated in any alcohol prevention programs or seen any alcohol prevention messages in your school or community? Yes, a school-based program focused on preventing underage drinking and/or drinking and driving.



Response	6	8	10	12	Total	
No	71.5	74.6	87.3	89.5	79.8	
Yes	28.5	25.4	12.7	10.5	20.2	
N of Valid	4280	5384	4431	3067	17162	
N of Miss	0	0	0	0	0	

Table 214: During the past 12 months, have you participated in any alcohol prevention programs or seen any alcohol prevention messages in your school or community? Yes, a community-based program focused on preventing underage drinking and/or drinking and driving (for example, through your church or temple or through youth groups like Boys and Girls Club or 4-H).



Response	6	8	10	12	Total	
No	90.5	91.6	94.8	96.6	93.0	
Yes	9.5	8.4	5.2	3.4	7.0	
N of Valid	4280	5384	4431	3067	17162	
N of Miss	0	0	0	0	0	

Table 215: During the past 12 months, have you participated in any alcohol prevention programs or seen any alcohol prevention messages in your school or community? Yes, a media campaign addressing underage drinking and/or drinking and driving (for example, newspaper ads, posters, pamphlets, radio, TV).



Response	6	8	10	12	Total	
No	89.4	87.4	90.3	90.8	89.3	
Yes	10.6	12.6	9.7	9.2	10.7	
N of Valid	4280	5384	4431	3067	17162	
N of Miss	0	0	0	0	0	

Table 216: During the past 12 months, have you participated in any alcohol prevention programs or seen any alcohol prevention messages in your school or community? No



Response	6	8	10	12	Total	
No	57.0	49.0	33.3	30.3	43.6	
Yes	43.0	51.0	66.7	69.7	56.4	
N of Valid	4280	5384	4431	3067	17162	
N of Miss	0	0	0	0	0	

Table 217: How wrong do your parents feel it would be for YOU to: have one or two drinks of an alcoholic beverage nearly every day?





Response	6	8	10	12	Total	
Very wrong	93.6	88.6	82.0	76.1	85.7	
Wrong	4.8	7.6	11.7	14.9	9.4	
A little bit wrong	0.9	3.1	4.5	6.3	3.6	
Not at all wrong	0.6	0.7	1.8	2.7	1.4	
N of Valid	3490	4824	4006	2765	15085	
N of Miss	790	560	425	302	2077	

Table 218: How wrong do your parents feel it would be for YOU to: smoke tobacco?





Response	6	8	10	12	Total	
Very wrong	97.4	93.6	87.7	80.4	90.5	
Wrong	1.9	4.8	8.8	11.7	6.5	
A little bit wrong	0.3	1.1	2.2	5.1	2.0	
Not at all wrong	0.3	0.5	1.3	2.7	1.1	
N of Valid	3482	4827	4013	2767	15089	
N of Miss	798	557	418	300	2073	

Table 219: How wrong do your parents feel it would be for YOU to: smoke marijuana?





Response	6	8	10	12	Total	
Very wrong	97.9	92.2	84.4	78.2	88.9	
Wrong	1.3	4.5	8.6	10.6	6.0	
A little bit wrong	0.4	2.1	4.4	7.0	3.2	
Not at all wrong	0.4	1.1	2.6	4.3	1.9	
N of Valid	3456	4797	3999	2763	15015	
N of Miss	824	587	432	304	2147	

Table 220: How wrong do your parents feel it would be for YOU to: use prescription drugs not prescribed to you?


Response	6	8	10	12	Total	
Very wrong	96.9	93.8	90.8	88.3	92.7	
Wrong	1.7	4.2	5.9	7.6	4.7	
A little bit wrong	0.9	1.2	2.2	2.5	1.6	
Not at all wrong	0.5	0.8	1.1	1.6	1.0	
N of Valid	3461	4793	4003	2761	15018	
N of Miss	819	591	428	306	2144	

Table 221: How wrong do your parents feel it would be for YOU to: steal something worth more than \$5?


Response	6	8	10	12	Total	
Very wrong	88.6	83.9	83.1	85.8	85.1	
Wrong	9.1	12.3	12.9	10.2	11.4	
A little bit wrong	1.8	3.0	3.0	2.8	2.7	
Not at all wrong	0.5	0.8	1.0	1.2	0.9	
N of Valid	3460	4818	4004	2761	15043	
N of Miss	820	566	427	306	2119	

Table 222: How wrong do your parents feel it would be for YOU to: draw graffiti, write things, or draw pictures on buildings or other property (without the owner's permission)?


Response	6	8	10	12	Total	
Very wrong	93.9	88.3	85.2	84.8	88.1	
Wrong	4.5	8.4	10.9	10.7	8.6	
A little bit wrong	1.0	2.4	2.4	3.1	2.2	
Not at all wrong	0.6	0.9	1.4	1.4	1.1	
N of Valid	3465	4820	4006	2762	15053	
N of Miss	815	564	425	305	2109	

Table 223: How wrong do your parents feel it would be for YOU to: pick a fight with someone?





Response	6	8	10	12	Total	
Very wrong	79.5	68.5	63.6	66.2	69.3	
Wrong	14.5	20.3	22.6	20.8	19.7	
A little bit wrong	4.4	9.1	11.1	10.5	8.8	
Not at all wrong	1.6	2.1	2.7	2.5	2.2	
N of Valid	3455	4818	4006	2761	15040	
N of Miss	825	566	425	306	2122	

Table 224: During the past 12 months, have you talked with at least one of your parents about the dangers of underage drinking and/or drinking and driving? By parents, we mean either your biological parents, adoptive parents, stepparents, or adult guardians - whether or not they live with you.



Response	6	8	10	12	Total	
No	39.1	46.3	48.8	51.2	46.2	
Yes	60.9	53.7	51.2	48.8	53.8	
N of Valid	3334	4712	3960	2723	14729	
N of Miss	946	672	471	344	2433	

Table 225: The rules in my family are clear.





Response	6	8	10	12	Total	
NO!	2.2	2.4	2.7	2.9	2.5	
no	3.2	4.9	5.9	6.3	5.0	
yes	24.9	30.8	36.9	38.9	32.6	
YES!	69.7	62.0	54.5	51.9	59.9	
N of Valid	3391	4785	4001	2751	14928	
N of Miss	889	599	430	316	2234	

Table 226: People in my family have serious arguments about the same things, and often insult or yell at each other.

Response	6	8	10	12	Total	
NO!	43.0	34.0	28.6	30.0	33.9	
no	32.8	38.9	41.1	39.7	38.2	
yes	16.5	18.5	20.9	20.1	19.0	
YES!	7.6	8.6	9.4	10.3	8.9	
N of Valid	3353	4732	3982	2741	14808	
N of Miss	927	652	449	326	2354	

Table 227: When I am not at home, one of my parents knows where I am and who I am with.

Response	6	8	10	12	Total	
NO!	3.0	3.1	3.0	4.0	3.2	
no	3.4	4.8	5.8	8.3	5.4	
yes	21.8	30.0	38.6	42.7	32.8	
YES!	71.8	62.1	52.6	45.0	58.6	
N of Valid	3376	4764	3984	2745	14869	
N of Miss	904	620	447	322	2293	

Table 228: My family has clear rules about alcohol and drug use.

Response	6	8	10	12	Total	
NO!	3.2	3.2	3.3	3.3	3.3	
no	3.2	6.5	8.3	10.0	6.9	
yes	14.8	21.9	30.2	34.9	24.9	
YES!	78.7	68.4	58.1	51.8	64.9	
N of Valid	3359	4747	3978	2745	14829	
N of Miss	921	637	453	322	2333	

Table 229: If you skipped school would you be caught by your parents?

Response	6	8	10	12	Total	
NO!	3.4	4.0	5.2	7.6	4.8	
no	3.7	7.7	12.8	21.4	10.7	
yes	17.6	24.1	32.7	33.2	26.6	
YES!	75.3	64.2	49.3	37.7	57.8	
N of Valid	3338	4725	3969	2732	14764	
N of Miss	942	659	462	335	2398	

Table 230: My parents ask if I've gotten my homework done.

Response	6	8	10	12	Total	
NO!	2.6	5.0	6.6	10.2	5.9	
no	5.0	11.0	16.5	22.4	13.2	
yes	21.1	29.1	36.4	36.6	30.6	
YES!	71.3	54.9	40.5	30.9	50.3	
N of Valid	3356	4740	3975	2742	14813	
N of Miss	924	644	456	325	2349	

Table 231: Would your parents know if you did not come home on time?

Response	6	8	10	12	Total	
NO!	3.3	3.4	4.0	5.7	4.0	
no	5.6	8.7	11.2	14.1	9.7	
yes	21.3	29.4	35.1	36.6	30.4	
YES!	69.8	58.4	49.7	43.7	55.9	
N of Valid	3337	4719	3970	2735	14761	
N of Miss	943	665	461	332	2401	

Table 232: Do you know how to properly dispose of leftover prescription drugs?



Response	6	8	10	12	Total	
No	75.2	71.0	66.6	61.3	68.9	
Yes	24.8	29.0	33.4	38.7	31.1	
N of Valid	3090	4530	3852	2670	14142	
N of Miss	1190	854	579	397	3020	

Table 233: Have any of your brothers or sisters ever: drunk beer, wine or hard liquor (for example, vodka, whiskey or gin)?




Response	6	8	10	12	Total	
No	80.4	66.5	52.2	45.0	61.7	
Yes	16.1	29.9	43.0	50.2	34.1	
I don't have any brothers or sisters	3.6	3.6	4.9	4.8	4.2	
N of Valid	3285	4712	3969	2735	14701	
N of Miss	995	672	462	332	2461	

Table 234: Have any of your brothers or sisters ever: smoked marijuana?




Response	6	8	10	12	Total	
No	92.5	82.7	69.9	63.4	77.8	
Yes	4.0	13.7	25.2	32.2	18.1	
I don't have any brothers or sisters	3.5	3.6	4.8	4.4	4.1	
N of Valid	3277	4702	3962	2728	14669	
N of Miss	1003	682	469	339	2493	

Table 235: Have any of your brothers or sisters ever: smoked cigarettes?




Response	6	8	10	12	Total	
No	87.2	79.1	70.7	64.7	75.9	
Yes	9.3	17.3	24.3	30.8	19.9	
I don't have any brothers or sisters	3.5	3.6	5.0	4.5	4.1	
N of Valid	3264	4693	3959	2726	14642	
N of Miss	1016	691	472	341	2520	

Table 236: Have any of your brothers or sisters ever: taken a handgun to school?




Response	6	8	10	12	Total	
No	95.9	95.5	94.1	94.2	95.0	
Yes	0.6	1.0	1.1	1.3	1.0	
I don't have any brothers or sisters	3.5	3.5	4.8	4.4	4.0	
N of Valid	3257	4689	3952	2725	14623	
N of Miss	1023	695	479	342	2539	

Table 237: Have any of your brothers or sisters ever: been suspended or expelled from school?




Response	6	8	10	12	Total	
No	84.6	80.1	75.8	75.5	79.1	
Yes	11.9	16.4	19.2	20.0	16.8	
I don't have any brothers or sisters	3.5	3.6	5.0	4.4	4.1	
N of Valid	3259	4700	3957	2720	14636	
N of Miss	1021	684	474	347	2526	

Table 238: Have any of your brothers or sisters ever: used e-cigarettes, e-cigars or e-hookahs?




Response	6	8	10	12	Total	
No	91.9	83.7	74.3	69.2	80.3	
Yes	4.7	12.7	20.9	26.2	15.7	
I don't have any brothers or sisters	3.4	3.6	4.9	4.6	4.1	
N of Valid	3254	4692	3950	2720	14616	
N of Miss	1026	692	481	347	2546	

Table 239: Have any of your brothers or sisters ever: used prescription drugs not prescribed to him/her?




Response	6	8	10	12	Total	
No	94.0	90.4	84.6	82.5	88.1	
Yes	2.6	6.0	10.6	12.8	7.7	
I don't have any brothers or sisters	3.4	3.6	4.9	4.7	4.1	
N of Valid	3254	4685	3940	2713	14592	
N of Miss	1026	699	491	354	2570	

Table 240: Have you changed homes in the past year (the last 12 months)?



Response	6	8	10	12	Total	
No	72.0	74.2	77.4	80.3	75.7	
Yes	28.0	25.8	22.6	19.7	24.3	
N of Valid	3274	4718	3986	2749	14727	
N of Miss	1006	666	445	318	2435	

Table 241: How many times have you changed homes since kindergarten?






Response	6	8	10	12	Total	
Never	36.5	31.2	27.8	26.0	30.5	
1 or 2 times	33.7	32.2	31.0	31.3	32.0	
3 or 4 times	17.4	20.1	20.7	20.9	19.8	
5 or 6 times	6.2	8.9	11.2	11.3	9.4	
7 or more times	6.2	7.7	9.2	10.5	8.3	
N of Valid	3248	4671	3968	2743	14630	
N of Miss	1032	713	463	324	2532	

Table 242: Have you changed schools (including changing from elementary to middle and middle to high school) in the past year?



Response	6	8	10	12	Total	
No	34.0	53.9	57.6	79.4	55.3	
Yes	66.0	46.1	42.4	20.6	44.7	
N of Valid	3200	4645	3957	2730	14532	
N of Miss	1080	739	474	337	2630	

Table 243: How many times have you changed schools since kindergarten (including changing from elementary to middle and middle to high school)?






Response	6	8	10	12	Total	
Never	22.8	17.7	16.4	18.8	18.7	
1 or 2 times	45.8	35.2	18.1	16.5	29.4	
3 or 4 times	20.0	29.8	35.5	35.6	30.3	
5 or 6 times	7.1	10.5	19.7	18.4	13.7	
7 or more times	4.3	6.9	10.4	10.7	8.0	
N of Valid	3220	4668	3956	2740	14584	
N of Miss	1060	716	475	327	2578	

Table 244: Has anyone in your family ever had severe alcohol or drug problems?



Response	6	8	10	12	Total	
No	79.6	70.3	63.8	61.2	68.9	
Yes	20.4	29.7	36.2	38.8	31.1	
N of Valid	3200	4654	3949	2724	14527	
N of Miss	1080	730	482	343	2635	

Table 245: About how many adults (over 21) have you known personally who in the past year have: used marijuana, crack, cocaine, or other drugs?






Response	6	8	10	12	Total	
0	83.5	76.2	65.5	55.7	71.0	
1	9.4	11.8	13.5	14.9	12.3	
2	3.7	5.3	8.7	10.0	6.8	
3-4	1.7	3.3	5.7	8.2	4.5	
5	1.7	3.4	6.6	11.1	5.4	
N of Valid	3191	4653	3944	2723	14511	
N of Miss	1089	731	487	344	2651	

Table 246: About how many adults (over 21) have you known personally who in the past year have: sold or dealt drugs?






Response	6	8	10	12	Total	
0	92.6	87.0	79.8	73.6	83.8	
1	4.7	6.8	9.0	10.1	7.6	
2	1.5	2.8	5.0	6.4	3.8	
3-4	0.4	1.9	3.0	4.2	2.3	
5	0.8	1.6	3.2	5.7	2.6	
N of Valid	3179	4635	3935	2721	14470	
N of Miss	1101	749	496	346	2692	

Table 247: About how many adults (over 21) have you known personally who in the past year have: done other things that could get them in trouble with the police, like stealing, selling stolen goods, mugging or assaulting others, etc.?






Response	6	8	10	12	Total	
0	87.3	81.1	76.6	74.3	80.0	
1	8.2	10.3	10.3	9.8	9.7	
2	2.4	3.7	5.7	6.1	4.4	
3-4	0.7	2.5	3.1	3.9	2.5	
5	1.4	2.4	4.3	6.0	3.4	
N of Valid	3178	4644	3943	2715	14480	
N of Miss	1102	740	488	352	2682	

Table 248: About how many adults (over 21) have you known personally who in the past year have: gotten drunk or high?






Response	6	8	10	12	Total	
0	67.1	52.8	42.4	35.5	49.9	
1	17.7	19.6	16.9	14.5	17.5	
2	6.1	9.3	11.3	11.5	9.5	
3-4	3.6	7.6	10.4	11.0	8.1	
5	5.5	10.7	19.0	27.5	15.0	
N of Valid	3175	4645	3940	2716	14476	
N of Miss	1105	739	491	351	2686	

Table 249: Have you seen or heard information about underage drinking in the past 12 months from the following sources? Radio



Response	6	8	10	12	Total	
No	62.0	56.5	57.2	55.9	57.7	
Yes	38.0	43.5	42.8	44.1	42.3	
N of Valid	3173	4682	4005	2757	14617	
N of Miss	1107	702	426	310	2545	

Table 250: Have you seen or heard information about underage drinking in the past 12 months from the following sources? TV.



Response	6	8	10	12	Total	
No	38.3	31.2	34.4	36.7	34.6	
Yes	61.7	68.8	65.6	63.3	65.4	
N of Valid	3169	4683	3995	2755	14602	
N of Miss	1111	701	436	312	2560	

Table 251: Have you seen or heard information about underage drinking in the past 12 months from the following sources? Print. This includes information on underage drinking you may have seen in the newspaper, on a billboard, in pamphlets, on stickers, etc.



Response	6	8	10	12	Total	
No	57.5	50.2	51.5	52.7	52.6	
Yes	42.5	49.8	48.5	47.3	47.4	
N of Valid	3161	4663	3987	2747	14558	
N of Miss	1119	721	444	320	2604	

Table 252: Have you seen or heard information about underage drinking in the past 12 months from the following sources? Website or social media? (Facebook, Myspace, website, etc.)



Response	6	8	10	12	Total	
No	55.3	41.2	39.8	39.8	43.6	
Yes	44.7	58.8	60.2	60.2	56.4	
N of Valid	3164	4690	4004	2749	14607	
N of Miss	1116	694	427	318	2555	

Table 253: The next questions ask about your opinions of the information you saw or heard. If you have seen or heard more than one ad, please think about your favorite ad when answering these questions. The information about underage drinking that I saw or heard was convincing.

Response	6	8	10	12	Total	
NO!	26.9	16.3	15.9	14.9	18.2	
no	7.2	12.6	20.0	21.7	15.2	
yes	18.0	30.1	33.6	35.5	29.5	
YES!	22.5	22.1	14.0	13.2	18.2	
I have not seen or heard any ads about underage drinking in the past 12 months.	25.4	18.9	16.4	14.8	18.8	
N of Valid	3086	4632	3982	2752	14452	
N of Miss	1194	752	449	315	2710	

Table 254: The next questions ask about your opinions of the information you saw or heard. If you have seen or heard more than one ad, please think about your favorite ad when answering these questions. The information about underage drinking that I saw or heard grabbed my attention.

Response	6	8	10	12	Total	
NO!	26.4	15.0	15.1	15.2	17.5	
no	9.5	17.5	24.3	25.7	19.2	
yes	17.3	27.7	30.2	31.0	26.8	
YES!	22.4	21.4	14.2	13.3	18.1	
I have not seen or heard any ads about underage drinking in the past 12 months.	24.4	18.5	16.3	14.8	18.4	
N of Valid	3083	4628	3971	2745	14427	
N of Miss	1197	756	460	322	2735	

Table 255: The next questions ask about your opinions of the information you saw or heard. If you have seen or heard more than one ad, please think about your favorite ad when answering these questions. The information about underage drinking that I saw or heard said something important to me.

Response	6	8	10	12	Total	
NO!	24.1	15.0	15.7	16.0	17.3	
no	9.9	18.0	26.3	28.0	20.5	
yes	16.1	25.0	28.4	27.9	24.6	
YES!	24.7	22.7	13.2	12.8	18.6	
I have not seen or heard any ads about underage drinking in the past 12 months.	25.2	19.3	16.4	15.2	19.0	
N of Valid	3057	4624	3963	2742	14386	
N of Miss	1223	760	468	325	2776	

Table 256: The next questions ask about your opinions of the information you saw or heard. If you have seen or heard more than one ad, please think about your favorite ad when answering these questions. Seeing or hearing this information about underage drinking made me want to stop or decrease my drinking.










Response	6	8	10	12	Total	
NO!	24.6	17.2	17.6	19.0	19.2	
no	4.4	10.1	21.3	26.1	15.2	
yes	6.8	15.0	21.1	22.3	16.5	
YES!	21.9	25.4	16.5	13.7	19.9	
I have not seen or heard any ads about underage drinking in the past 12 months.	42.3	32.3	23.5	18.9	29.2	
N of Valid	2809	4398	3833	2709	13749	
N of Miss	1471	986	598	358	3413	

Table 257: How honest were you in filling out this survey?

Response	6	8	10	12	Total	
I was very honest	86.7	80.5	76.3	76.2	79.9	
I was honest pretty much of the time	11.7	15.9	18.3	18.0	16.0	
I was honest some of the time	1.3	2.6	4.1	4.5	3.1	
I was honest once in a while	0.4	1.0	1.4	1.3	1.0	
I was not honest at all	0.0	0.0	0.0	0.0	0.0	
N of Valid	3184	4722	4015	2778	14699	
N of Miss	1096	662	416	289	2463	