

2010 APNA



Arkansas Prevention Needs Assessment Student Survey

Region 2 Tables

Arkansas Department of Human Services
Division of Behavioral Sciences
Office of Alcohol and Drug Abuse Prevention

Conducted by International Survey Associates dba Pride Surveys

Contents

1	INTRODUCTION	11
2	PERCENTAGE TABLES	16

List of Tables

1	Sex	17
2	Age	17
3	Are you Hispanic or Latino?	17
4	What is your race? Black or African American	18
5	What is your race? Asian	18
6	What is your race? American Indian	18
7	What is your race? Alaska Native	18
8	What is your race? White	19
9	What is your race? Native Hawaiian or Other Pacific Islander	19
10	What is your race? Other	19
11	What is the highest level of schooling completed by your mother or father?	20
12	Think of where you live most of the time. Which of the following people live there with you? Mother	20
13	Think of where you live most of the time. Which of the following people live there with you? Stepmother	20
14	Think of where you live most of the time. Which of the following people live there with you? Foster Mother	21
15	Think of where you live most of the time. Which of the following people live there with you? Grandmother	21
16	Think of where you live most of the time. Which of the following people live there with you? Aunt	21
17	Think of where you live most of the time. Which of the following people live there with you? Father	21
18	Think of where you live most of the time. Which of the following people live there with you? Stepfather	22
19	Think of where you live most of the time. Which of the following people live there with you? Foster Father	22
20	Think of where you live most of the time. Which of the following people live there with you? Grandfather	22
21	Think of where you live most of the time. Which of the following people live there with you? Uncle	22
22	Think of where you live most of the time. Which of the following people live there with you? Other Adults	23
23	Think of where you live most of the time. Which of the following people live there with you? Brother(s)	23
24	Think of where you live most of the time. Which of the following people live there with you? Stepbrother(s)	23
25	Think of where you live most of the time. Which of the following people live there with you? Sister(s)	23
26	Think of where you live most of the time. Which of the following people live there with you? Stepsister(s)	24

27	Think of where you live most of the time. Which of the following people live there with you? Other Children	24
28	In my school, students have lots of chances to help decide things like class activities and rules.	24
29	Teachers ask me to work on special classroom projects.	24
30	My teacher(s) notices when I am doing a good job and lets me know about it.	25
31	There are lots of chances for students in my school to get involved in sports, clubs, and other school activities outside of class.	25
32	There are lots of chances for students in my school to talk with a teacher one-on-one.	25
33	I feel safe at my school.	26
34	The school lets my parents know when I have done something well.	26
35	My teachers praise me when I work hard in school.	26
36	Are your school grades better than the grades of most students in your class?	27
37	I have lots of chances to be part of class discussions or activities.	27
38	Now thinking back over the past year in school, how often did you: enjoy being in school?	27
39	Now thinking back over the past year in school, how often did you: hate being in school?	28
40	Now thinking back over the past year in school, how often did you: try to do your best work in school?	28
41	How often do you feel that the school work you are assigned is meaningful and important?	28
42	Putting them all together, what were your grades like last year?	29
43	How important do you think the things you are learning in school are going to be for your later life?	29
44	How interesting are most of your courses to you?	29
45	During the LAST FOUR WEEKS how many whole days of school have you missed because you skipped or 'cut'?	30
46	What are the chances you would be seen as cool if you: smoked cigarettes?	30
47	What are the chances you would be seen as cool if you: worked hard at school?	30
48	What are the chances you would be seen as cool if you: began drinking alcoholic beverages regularly, that is, at least once or twice a month?	31
49	What are the chances you would be seen as cool if you: defended someone who was being verbally abused at school?	31
50	What are the chances you would be seen as cool if you: smoked marijuana?	31
51	What are the chances you would be seen as cool if you: carried a handgun?	32

52	What are the chances you would be seen as cool if you: regularly volunteered to do community service?	32
53	Think of your four best friends (the friends you feel closest to). In the past year (12 months), how many of your best friends have: participated in clubs, organizations or activities at school?	32
54	Think of your four best friends (the friends you feel closest to). In the past year (12 months), how many of your best friends have: smoked cigarettes?	33
55	Think of your four best friends (the friends you feel closest to). In the past year (12 months), how many of your best friends have: tried beer, wine or hard liquor (for example, vodka, whiskey, or gin) when their parents didn't know about it?	33
56	Think of your four best friends (the friends you feel closest to). In the past year (12 months), how many of your best friends have: made a commitment to stay drug-free?	33
57	Think of your four best friends (the friends you feel closest to). In the past year (12 months), how many of your best friends have: used marijuana?	34
58	Think of your four best friends (the friends you feel closest to). In the past year (12 months), how many of your best friends have: tried to do well in school?	34
59	Think of your four best friends (the friends you feel closest to). In the past year (12 months), how many of your best friends have: used LSD, cocaine, amphetamines, or other illegal drugs?	34
60	Think of your four best friends (the friends you feel closest to). In the past year (12 months), how many of your best friends have: been suspended from school?	35
61	Think of your four best friends (the friends you feel closest to). In the past year (12 months), how many of your best friends have: liked school?	35
62	Think of your four best friends (the friends you feel closest to). In the past year (12 months), how many of your best friends have: carried a handgun?	35
63	Think of your four best friends (the friends you feel closest to). In the past year (12 months), how many of your best friends have: sold illegal drugs?	36
64	Think of your four best friends (the friends you feel closest to). In the past year (12 months), how many of your best friends have: regularly attended religious services?	36
65	Think of your four best friends (the friends you feel closest to). In the past year (12 months), how many of your best friends have: stolen or tried to steal a motor vehicle such as a car or motorcycle?	36
66	Think of your four best friends (the friends you feel closest to). In the past year (12 months), how many of your best friends have: been arrested?	37

67	Think of your four best friends (the friends you feel closest to). In the past year (12 months), how many of your best friends have: dropped out of school?	37
68	Think of your four best friends (the friends you feel closest to). In the past year (12 months), how many of your best friends have: been members of a gang?	37
69	How old were you when you first: smoked marijuana?	38
70	How old were you when you first: smoked a cigarette, even just a puff?	38
71	How old were you when you first: had more than a sip or two of beer, wine or hard liquor (for example, vodka, whiskey, or gin)?	39
72	How old were you when you first: began drinking alcoholic beverages regularly, that is, at least once or twice a month?	39
73	How old were you when you first: used phenoxydine (pox, px, breeze)?	40
74	How old were you when you first: got suspended from school?	40
75	How old were you when you first: got arrested?	41
76	How old were you when you first: carried a handgun?	41
77	How old were you when you first: attacked someone with the idea of seriously hurting them?	42
78	How old were you when you first: belonged to a gang?	42
79	How wrong do you think it is for someone your age to: take a handgun to school?	43
80	How wrong do you think it is for someone your age to: steal anything worth more than \$5?	43
81	How wrong do you think it is for someone your age to: pick a fight with someone?	43
82	How wrong do you think it is for someone your age to: attack someone with the idea of seriously hurting them?	44
83	How wrong do you think it is for someone your age to: stay away from school all day when their parents think they are at school?	44
84	How wrong do you think it is for someone your age to: drink beer, wine or hard liquor (for example, vodka, whiskey, or gin) regularly?	44
85	How wrong do you think it is for someone your age to: smoke cigarettes?	45
86	How wrong do you think it is for someone your age to: smoke marijuana?	45
87	How wrong do you think it is for someone your age to: use LSD, cocaine, amphetamines or another illegal drug?	45
88	At school during the past 12 months, did you receive help from the resource teacher, speech therapist or other special education teacher?	46
89	How many times in the past year (12 months) have you: been suspended from school?	46
90	How many times in the past year (12 months) have you: carried a handgun?	46

91	How many times in the past year (12 months) have you: sold illegal drugs?	47
92	How many times in the past year (12 months) have you: stolen or tried to steal a motor vehicle such as a car or motorcycle?	47
93	How many times in the past year (12 months) have you: participated in clubs, organizations or activities at school?	48
94	How many times in the past year (12 months) have you: been arrested?	48
95	How many times in the past year (12 months) have you: done extra work on your own for school?	49
96	How many times in the past year (12 months) have you: attacked someone with the idea of seriously hurting them?	49
97	How many times in the past year (12 months) have you: been drunk or high at school?	50
98	How many times in the past year (12 months) have you: volunteered to do community service?	50
99	How many times in the past year (12 months) have you: taken a handgun to school?	51
100	Are you currently on probation, or assigned a probation officer with Juvenile Court?	51
101	Have you ever belonged to a gang?	51
102	If you have ever belonged to a gang, did that gang have a name?	52
103	How many times have you done the following things? done what feels good no matter what.	52
104	How many times have you done the following things? done something dangerous because someone dared you to do it.	52
105	How many times have you done the following things? done crazy things even if they are a little dangerous.	53
106	You're looking at CD's in a music store with a friend. You look up and see her slip a CD under her coat. She smiles and says 'Which one do you want? Go ahead, take it while nobody's around.' There is nobody in sight, no employees and no other customers. What would you do now?	53
107	You are visiting another part of town, and you don't know any of the people your age there. You are walking down the street, and some teenager you don't know is walking toward you. He is about your size, and as he is about to pass you, he deliberately bumps into you and you almost lose your balance. What would you say or do?	53
108	You are at a party at someone's house, and one of your friends offers you a drink containing alcohol. What would you say or do?	54
109	It's 8:00 on a weeknight and you are about to go over to a friend's home when your mother asks you where you are going. You say 'Oh, just going to go hang out with some friends.' She says, 'No, you'll just get into trouble if you go out. Stay home tonight.' What would you do now?	54
110	How often do you attend religious services or activities?	54

111	I do the opposite of what people tell me, just to get them mad. . . .	55
112	I like to see how much I can get away with.	55
113	I ignore rules that get in my way.	55
114	I think sometimes it's okay to cheat at school.	56
115	It is important to think before you act.	56
116	Sometimes I think that life is not worth it.	56
117	At times I think I am no good at all.	57
118	All in all, I am inclined to think that I am a failure.	57
119	In the past year, have you felt depressed or sad MOST days, even if you felt okay sometimes?	57
120	It is all right to beat up people if they start the fight.	58
121	I think it is okay to take something without asking if you can get away with it.	58
122	Sometimes we don't know what we will do as adults, but we may have an idea. Please answer how true these statements may be for you. WHEN I AM AN ADULT I WILL: smoke cigarettes.	58
123	Sometimes we don't know what we will do as adults, but we may have an idea. Please answer how true these statements may be for you. WHEN I AM AN ADULT I WILL: drink beer, wine, or liquor.	59
124	Sometimes we don't know what we will do as adults, but we may have an idea. Please answer how true these statements may be for you. WHEN I AM AN ADULT I WILL: smoke marijuana.	59
125	Sometimes we don't know what we will do as adults, but we may have an idea. Please answer how true these statements may be for you. WHEN I AM AN ADULT I WILL: use LSD, cocaine, amphetamines or another illegal drug.	59
126	How much do you think people risk harming themselves (physically or in other ways) if they: smoked one or more packs of cigarettes per day?	60
127	How much do you think people risk harming themselves (physically or in other ways) if they: try marijuana once or twice?	60
128	How much do you think people risk harming themselves (physically or in other ways) if they: smoke marijuana regularly?	60
129	How much do you think people risk harming themselves (physically or in other ways) if they: take one or two drinks of an alcoholic beverage (beer, wine, liquor) nearly every day?	61
130	How much do you think people risk harming themselves (physically or in other ways) if they: have five or more drinks once or twice each weekend?	61
131	Have you ever used smokeless tobacco (chew, snuff, plug, dipping tobacco, or chewing tobacco)?	61
132	How often have you taken smokeless tobacco during the past 30 days?	62
133	Have you ever smoked cigarettes?	62
134	How frequently have you smoked cigarettes during the past 30 days?	62

135	Which statement best describes rules about smoking inside your home?	63
136	Which statement best describes rules about smoking in your family cars?	63
137	During this school year, were you taught in any of your classes about the dangers of tobacco use?	64
138	During the past 12 months, have you participated in any community activities to discourage people your age from using cigarettes, chewing tobacco, snuff, dip or cigars?	64
139	On how many occasions have you had alcoholic beverages (beer, wine or hard liquor) to drink in your lifetime - more than just a few sips?	64
140	On how many occasions have you had beer, wine or hard liquor to drink during the past 30 days?	65
141	On how many occasions have you used marijuana (grass, pot) or hashish (hash, hash oil) in your lifetime?	65
142	On how many occasions have you used marijuana (grass, pot) or hashish (hash, hash oil) during the past 30 days?	65
143	On how many occasions have you used LSD or other psychedelics in your lifetime?	66
144	On how many occasions have you used LSD or other psychedelics during the past 30 days?	66
145	On how many occasions have you used cocaine or crack in your lifetime?	66
146	On how many occasions have you used cocaine or crack during the past 30 days?	67
147	On how many occasions have you sniffed glue, breathed the contents of an aerosol spray can, or inhaled other gases or sprays, in order to get high in your lifetime?	67
148	On how many occasions have you sniffed glue, breathed the contents of an aerosol spray can, or inhaled other gases or sprays, in order to get high during the past 30 days?	68
149	On how many occasions have you used phenoxydine (pox, px, breeze) in your lifetime?	68
150	On how many occasions have you used phenoxydine (pox, px, breeze) during the past 30 days?	69
151	On how many occasions have you used sedatives (tranquilizers, such as Valium or Xanax, barbiturates, or sleeping pills) without a doctor telling you to take them, in your lifetime?	69
152	On how many occasions have you used sedatives (tranquilizers, such as Valium or Xanax, barbiturates, or sleeping pills) without a doctor telling you to take them, during the past 30 days?	70
153	On how many occasions have you used methamphetamines (meth, speed, crank, crystal meth) in your lifetime?	70

154	On how many occasions have you used methamphetamines (meth, speed, crank, crystal meth) in the past 30 days?	71
155	On how many occasions have you used stimulants, other than Methamphetamines (such as amphetamines, Ritalin or Dexedrine) without a doctor telling you to take them, in your lifetime?	71
156	On how many occasions have you used stimulants, other than Methamphetamines (such as amphetamines, Ritalin or Dexedrine) without a doctor telling you to take them, during the past 30 days?	72
157	On how many occasions have you used heroin or other opiates in your lifetime?	72
158	On how many occasions have you used heroin or other opiates during the past 30 days?	73
159	On how many occasions have you used MDMA ('X', 'E', or ecstasy) in your lifetime?	73
160	On how many occasions have you used MDMA ('X', 'E', or ecstasy) during the past 30 days?	73
161	On how many occasions have you taken prescription drugs (such as Valium, Xanax, Ritalin, Adderall, OxyContin, Darvocet, or sleeping pills) on your own-that is, without a doctor telling you to take them in your lifetime?	74
162	On how many occasions have you taken prescription drugs (such as Valium, Xanax, Ritalin, Adderall, OxyContin, Darvocet, or sleeping pills) on your own-that is, without a doctor telling you to take them during the past 30 days?	74
163	On how many occasions have you taken non-prescription medicines such as diet pills (for example, Dietac, Dexatrim or Prolamine), stay-awake pills (for example No-Doz, Vivarin, or Wake), or cough or cold medicines (robos, DXM, etc.) to get high in your lifetime?	75
164	On how many occasions have you taken non-prescription medicines such as diet pills (for example, Dietac, Dexatrim or Prolamine), stay-awake pills (for example No-Doz, Vivarin, or Wake), or cough or cold medicines (robos, DXM, etc.) to get high during the past 30 days?	75
165	On how many occasions have you been drunk or very high from drinking alcoholic beverages during the past 30 days?	76
166	On how many occasions have you drunk flavored alcoholic beverages, sometimes called 'alcopops' (like Mike's Hard Lemonade, Smirnoff Ice, Bacardi Breezers, etc.) in your lifetime?	76
167	On how many occasions have you drunk flavored alcoholic beverages, sometimes called 'alcopops' (like Mike's Hard Lemonade, Smirnoff Ice, Bacardi Breezers, etc.) during the past 30 days?	77
168	Think back over the last two weeks. How many times have you had five or more alcoholic drinks in a row?	77
169	During the past 30 days, how many times did you ride in a car or other vehicle driven by someone who had been drinking alcohol?	77

170	During the past 30 days, how many times did you drive a car or other vehicle when you had been drinking alcohol?	78
171	If you drank alcohol (not just a sip or taste) in the past year, how did you usually get it?	78
172	If you drank alcohol (not just a sip or taste) in the past year, where did you usually drink it?	79
173	During the last month, about how many marijuana cigarettes, or the equivalent, did you smoke a day, on the average?	79
174	How wrong would most adults (over 21) in your neighborhood think it is for kids your age: to use marijuana?	80
175	How wrong would most adults (over 21) in your neighborhood think it is for kids your age: to drink alcohol?	80
176	How wrong would most adults (over 21) in your neighborhood think it is for kids your age: to smoke cigarettes?	80
177	How much do each of the following statements describe your neighborhood? crime and/or drug selling	81
178	How much do each of the following statements describe your neighborhood? fights	81
179	How much do each of the following statements describe your neighborhood? lots of empty or abandoned buildings	81
180	How much do each of the following statements describe your neighborhood? lots of graffiti	82
181	If I had to move, I would miss the neighborhood I now live in.	82
182	My neighbors notice when I am doing a good job and let me know about it.	82
183	I like my neighborhood.	83
184	There are lots of adults in my neighborhood I could talk to about something important.	83
185	I'd like to get out of my neighborhood.	83
186	There are people in my neighborhood who are proud of me when I do something well.	84
187	There are people in my neighborhood who encourage me to do my best.	84
188	I feel safe in my neighborhood.	84
189	Which of the following activities for people your age are available in your community? sports teams?	85
190	Which of the following activities for people your age are available in your community? scouting?	85
191	Which of the following activities for people your age are available in your community? boys and girls clubs?	85
192	Which of the following activities for people your age are available in your community? 4-H clubs?	85
193	Which of the following activities for people your age are available in your community? service clubs?	86

194	If a kid smoked marijuana in your neighborhood would he or she be caught by the police?	86
195	If a kid drank some beer, wine or hard liquor (for example, vodka, whiskey, or gin) in your neighborhood would he or she be caught by the police?	86
196	If a kid carried a handgun in your neighborhood would he or she be caught by the police?	87
197	If you wanted to get some cigarettes, how easy would it be for you to get some?	87
198	If you wanted to get some beer, wine or hard liquor (for example, vodka, whiskey, or gin), how easy would it be for you to get some?	87
199	If you wanted to get a drug like cocaine, LSD, or amphetamines, how easy would it be for you to get some?	88
200	If you wanted to get a handgun, how easy would it be for you to get one?	88
201	If you wanted to get some marijuana, how easy would it be for you to get some?	88
202	During the past 12 months, have you participated in any alcohol prevention programs or seen any alcohol prevention messages in your school or community? Yes, a school-based program focused on preventing underage drinking and/or drinking and driving.	89
203	During the past 12 months, have you participated in any alcohol prevention programs or seen any alcohol prevention messages in your school or community? Yes, a community-based program focused on preventing underage drinking and/or drinking and driving (for example, through your church or temple or through youth groups like Boys and Girls Club or 4-H).	89
204	During the past 12 months, have you participated in any alcohol prevention programs or seen any alcohol prevention messages in your school or community? Yes, a media campaign addressing underage drinking and/or drinking and driving (for example, newspaper ads, posters, pamphlets, radio, TV).	89
205	During the past 12 months, have you participated in any alcohol prevention programs or seen any alcohol prevention messages in your school or community? No	89
206	How wrong do your parents feel it would be for YOU to: drink beer, wine or hard liquor (for example, vodka, whiskey or gin) regularly?	90
207	How wrong do your parents feel it would be for YOU to: smoke cigarettes?	90
208	How wrong do your parents feel it would be for YOU to: smoke marijuana?	90
209	How wrong do your parents feel it would be for YOU to: steal something worth more than \$5?	91

210	How wrong do your parents feel it would be for YOU to: draw graffiti, write things, or draw pictures on buildings or other property (without the owner's permission)?	91
211	How wrong do your parents feel it would be for YOU to: pick a fight with someone?	91
212	During the past 12 months, have you talked with at least one of your parents about the dangers of underage drinking and/or drinking and driving? By parents, we mean either your biological parents, adoptive parents, stepparents, or adult guardians - whether or not they live with you.	92
213	Have any of your brothers or sisters ever: drunk beer, wine or hard liquor (for example, vodka, whiskey or gin)?	92
214	Have any of your brothers or sisters ever: smoked marijuana?	92
215	Have any of your brothers or sisters ever: smoked cigarettes?	92
216	Have any of your brothers or sisters ever: taken a handgun to school?	93
217	Have any of your brothers or sisters ever: been suspended or expelled from school?	93
218	The rules in my family are clear.	93
219	People in my family often insult or yell at each other.	94
220	When I am not at home, one of my parents knows where I am and who I am with.	94
221	We argue about the same things in my family over and over.	94
222	If you drank some beer or wine or liquor (for example, vodka, whiskey, or gin) without your parents' permission, would you be caught by your parents?	95
223	My family has clear rules about alcohol and drug use.	95
224	If you carried a handgun without your parents' permission, would you be caught by your parents?	95
225	If you skipped school would you be caught by your parents?	96
226	Do you feel very close to your mother?	96
227	Do you share your thoughts and feelings with your mother?	96
228	My parents ask me what I think before most family decisions affecting me are made.	97
229	Do you share your thoughts and feelings with your father?	97
230	Do you enjoy spending time with your mother?	97
231	Do you enjoy spending time with your father?	98
232	If I had a personal problem, I could ask my mom or dad for help.	98
233	Do you feel very close to your father?	98
234	My parents give me lots of chances to do fun things with them.	99
235	My parents ask if I've gotten my homework done.	99
236	People in my family have serious arguments.	99
237	Would your parents know if you did not come home on time?	100
238	It is important to be honest with your parents, even if they become upset or you get punished.	100

239	My parents notice when I am doing a good job and let me know about it.	100
240	How often do your parents tell you they're proud of you for something you've done?	101
241	How many brothers and sisters, including stepbrothers and sisters, do you have that are younger than you?	101
242	How many brothers and sisters, including stepbrothers and sisters, do you have that are older than you?	101
243	Have you changed homes in the past year (the last 12 months)?	102
244	How many times have you changed homes since kindergarten?	102
245	Have you changed schools (including changing from elementary to middle and middle to high school) in the past year?	102
246	How many times have you changed schools since kindergarten (including changing from elementary to middle and middle to high school)?	103
247	Has anyone in your family ever had severe alcohol or drug problems?	103
248	About how many adults (over 21) have you known personally who in the past year have: used marijuana, crack, cocaine, or other drugs?	103
249	About how many adults (over 21) have you known personally who in the past year have: sold or dealt drugs?	104
250	About how many adults (over 21) have you known personally who in the past year have: done other things that could get them in trouble with the police, like stealing, selling stolen goods, mugging or assaulting others, etc.?	104
251	About how many adults (over 21) have you known personally who in the past year have: gotten drunk or high?	104
252	Have you seen or heard information about underage drinking in the past 12 months from the following sources? Radio	105
253	Have you seen or heard information about underage drinking in the past 12 months from the following sources? TV.	105
254	Have you seen or heard information about underage drinking in the past 12 months from the following sources? Print. This includes information on underage drinking you may have seen in the newspaper, on a billboard, in pamphlets, on stickers, etc.	105
255	Have you seen or heard information about underage drinking in the past 12 months from the following sources? Website or social media? (Facebook, Myspace, website, etc.)	105
256	The next questions ask about your opinions of the information you saw or heard. If you have seen or heard more than one ad, please think about your favorite ad when answering these questions. The information about underage drinking that I saw or heard was convincing.	106

257	The next questions ask about your opinions of the information you saw or heard. If you have seen or heard more than one ad, please think about your favorite ad when answering these questions. The information about underage drinking that I saw or heard grabbed my attention.	106
258	The next questions ask about your opinions of the information you saw or heard. If you have seen or heard more than one ad, please think about your favorite ad when answering these questions. The information about underage drinking that I saw or heard said something important to me.	106
259	The next questions ask about your opinions of the information you saw or heard. If you have seen or heard more than one ad, please think about your favorite ad when answering these questions. Seeing or hearing this information about underage drinking made me want to stop or decrease my drinking.	107
260	How honest were you in filling out this survey?	107

List of Figures

1	Grade Chart	12
2	Gender Chart	13
3	Age Chart	14
4	Ethnic Origin Chart	15

1 INTRODUCTION

This report was generated from data collected on the *2010 Arkansas Prevention Needs Assessment Student Survey*. This report contains basic frequency tables of all data collected and graphs on the selected demographic variables of grade, gender, age and ethnic origin. The graph on ethnic origin is represented as a bar chart rather than as a pie chart. This is because students were allowed to mark more than one response for ethnic origin as opposed to being allowed to mark only one response. The bars represent the percent of students who marked each of the ethnic categories.

Questions regarding the information found in this report can be directed to:

Pride Surveys

160 Vanderbilt Court
Bowling Green, KY 42103
1-800-279-6361
www.pridesurveys.com

Grade Chart

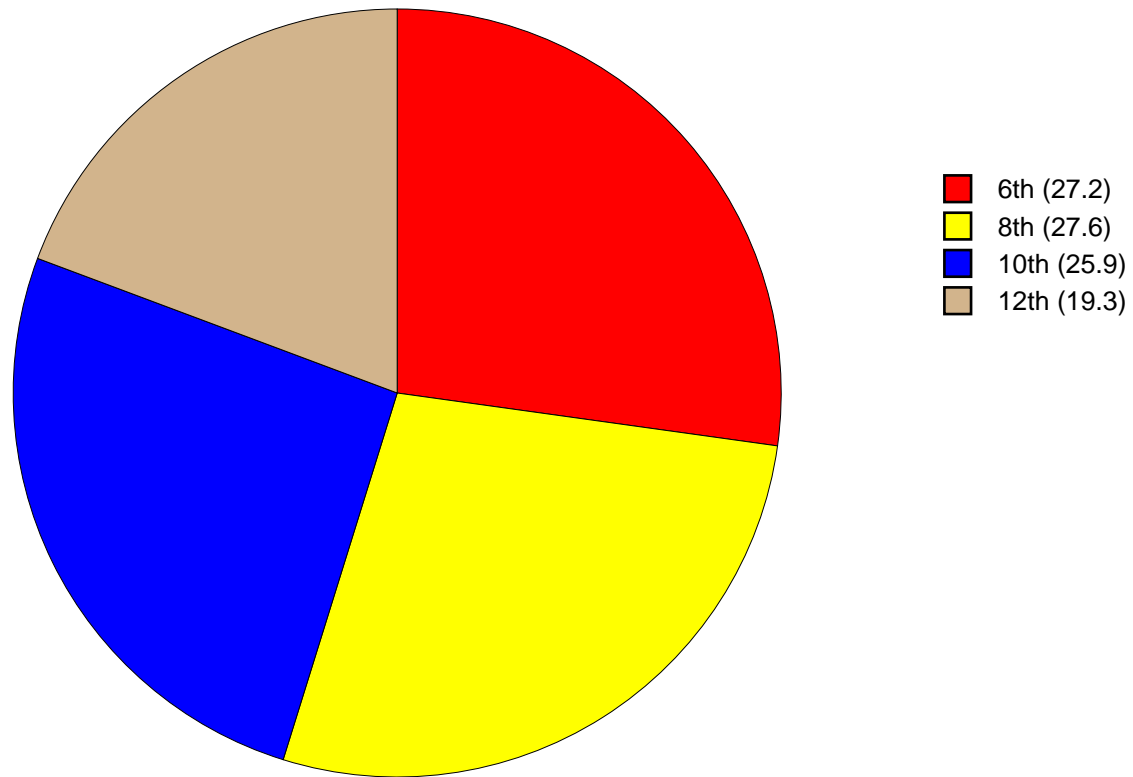


Figure 1: Grade Chart

Gender Chart

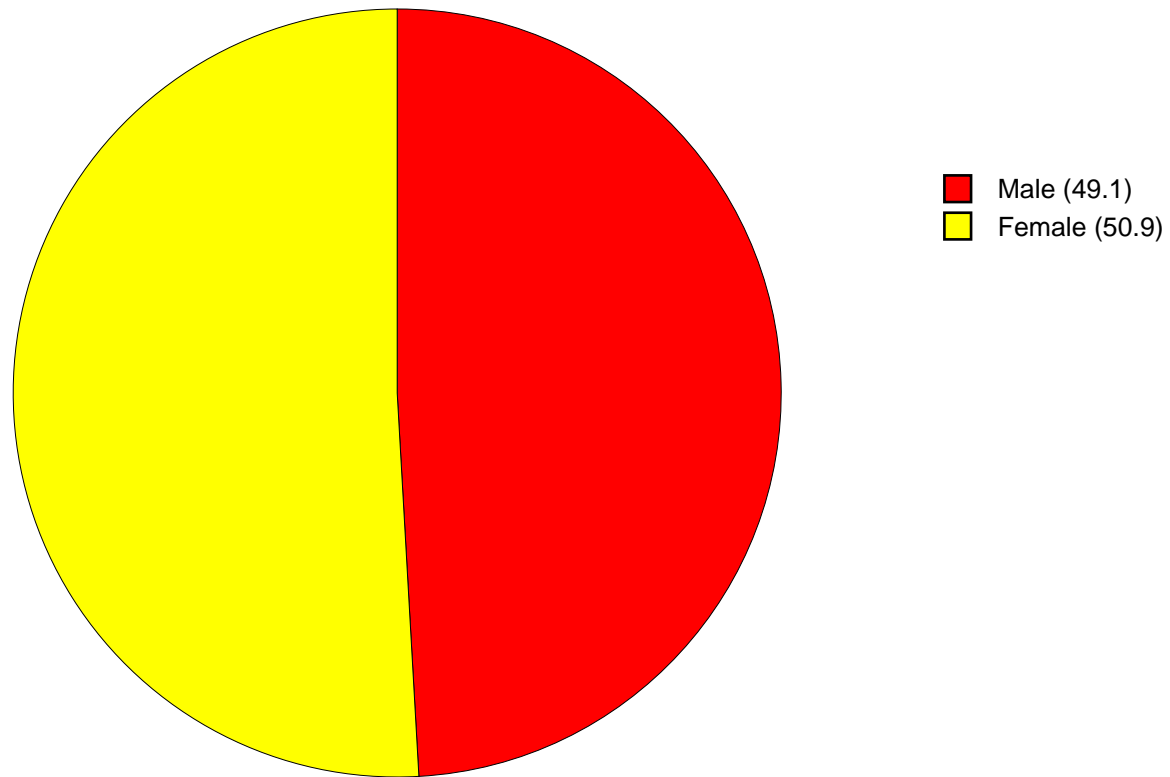


Figure 2: Gender Chart

Age Chart

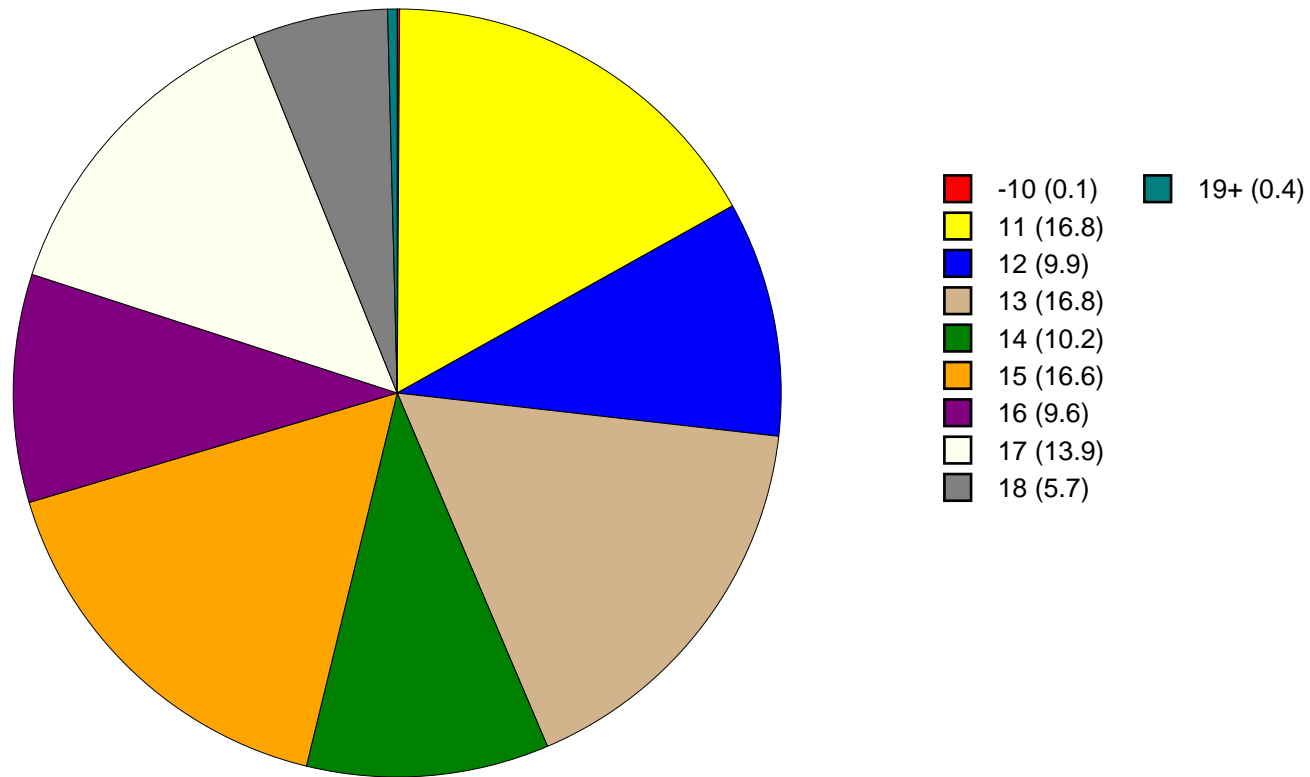


Figure 3: Age Chart

Ethnic Origin Chart

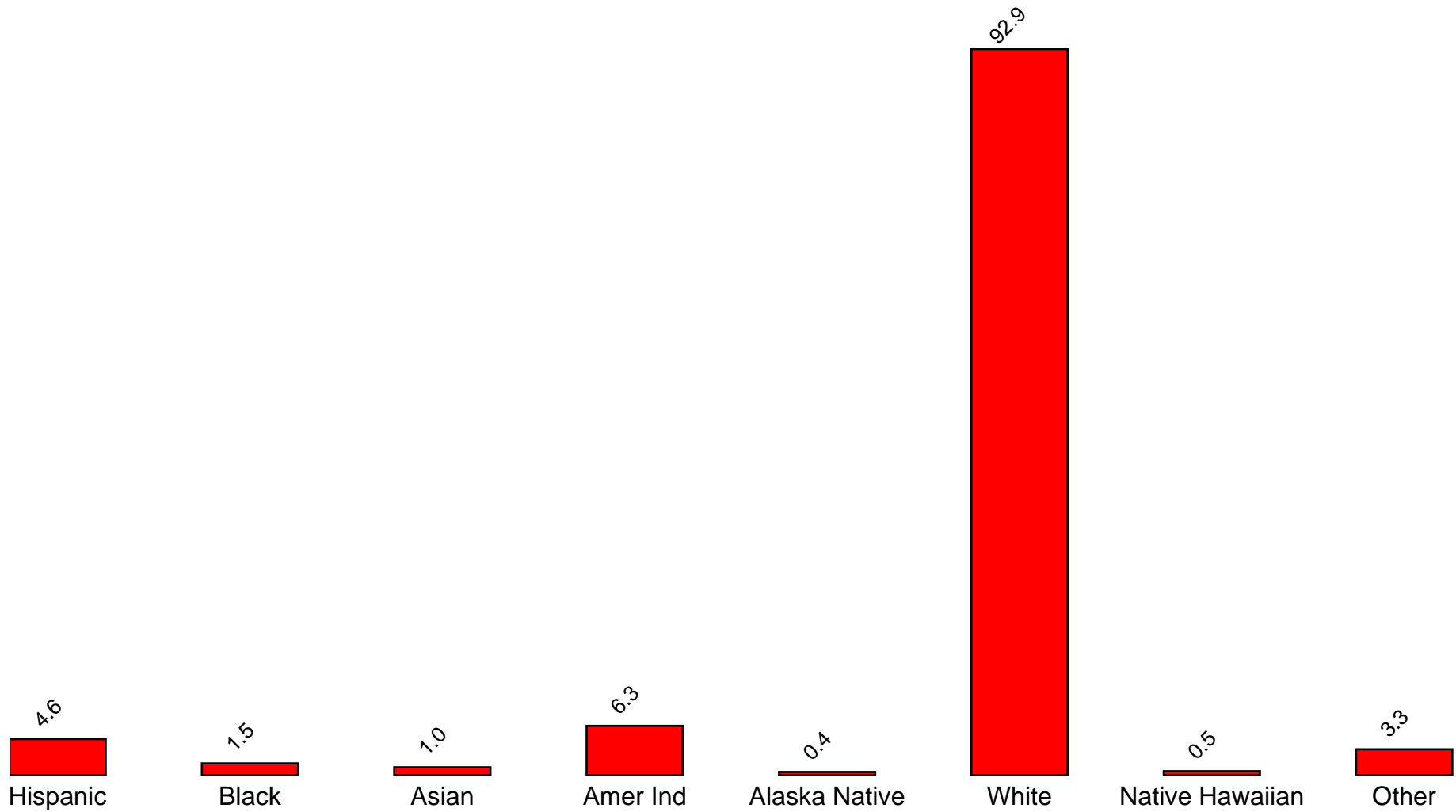


Figure 4: Ethnic Origin Chart

2 PERCENTAGE TABLES

The following tables contain frequency distribution detailing how your students responded to each question on the survey. The tables appear in the same order as the questions on the survey. The tables include breakdowns by grade level as well as overall percentages. The *N of Valid* row is a frequency count of the number of valid responses to each question for each grade and overall. The *N of Miss* row is a frequency count of the number of invalid (marked more than one response) or missing (i.e. did not respond) responses to each question for each grade and overall.

For the questions that allowed more than one response (i.e. race, live with, etc.) each response becomes a separate table. If a student did not mark the response, that was counted as a NO response, and if they did mark the response, that was counted as a YES response. Since a non response is a valid response for these questions, the *N of Miss* will always be zero for these questions.

Table 1: Sex

Response	6	8	10	12	Total	
Male	49.0	49.8	48.1	49.7	49.1	
Female	51.0	50.2	51.9	50.3	50.9	
N of Valid	815	832	782	582	3011	
N of Miss	12	5	3	4	24	

Table 2: Age

Response	6	8	10	12	Total	
10 or younger	0.2	0.0	0.0	0.0	0.1	
11	61.8	0.0	0.0	0.0	16.8	
12	36.2	0.2	0.0	0.0	9.9	
13	1.7	59.3	0.0	0.0	16.8	
14	0.0	36.1	0.9	0.0	10.2	
15	0.0	4.2	59.6	0.0	16.6	
16	0.0	0.1	35.6	1.7	9.6	
17	0.0	0.0	3.7	67.1	13.9	
18	0.0	0.0	0.3	29.4	5.7	
19 or older	0.0	0.0	0.0	1.9	0.4	
N of Valid	825	836	784	586	3031	
N of Miss	2	1	1	0	4	

Table 3: Are you Hispanic or Latino?

Response	6	8	10	12	Total	
No	96.4	95.8	94.8	94.4	95.4	
Yes	3.6	4.2	5.2	5.6	4.6	
N of Valid	773	811	770	571	2925	
N of Miss	54	26	15	15	110	

Table 4: What is your race? Black or African American

Response	6	8	10	12	Total	
No	99.5	98.4	97.8	98.0	98.5	
Yes	0.5	1.6	2.2	2.0	1.5	
N of Valid	827	837	785	586	3035	
N of Miss	0	0	0	0	0	

Table 5: What is your race? Asian

Response	6	8	10	12	Total	
No	99.4	99.3	98.9	98.3	99.0	
Yes	0.6	0.7	1.1	1.7	1.0	
N of Valid	827	837	785	586	3035	
N of Miss	0	0	0	0	0	

Table 6: What is your race? American Indian

Response	6	8	10	12	Total	
No	90.2	92.7	96.6	96.2	93.7	
Yes	9.8	7.3	3.4	3.8	6.3	
N of Valid	827	837	785	586	3035	
N of Miss	0	0	0	0	0	

Table 7: What is your race? Alaska Native

Response	6	8	10	12	Total	
No	99.8	99.5	99.6	99.5	99.6	
Yes	0.2	0.5	0.4	0.5	0.4	
N of Valid	827	837	785	586	3035	
N of Miss	0	0	0	0	0	

Table 8: What is your race? White



Response	6	8	10	12	Total	
No	9.2	7.8	4.7	6.3	7.1	
Yes	90.8	92.2	95.3	93.7	92.9	
N of Valid	827	837	785	586	3035	
N of Miss	0	0	0	0	0	

Table 9: What is your race? Native Hawaiian or Other Pacific Islander



Response	6	8	10	12	Total	
No	99.6	99.3	99.5	99.5	99.5	
Yes	0.4	0.7	0.5	0.5	0.5	
N of Valid	827	837	785	586	3035	
N of Miss	0	0	0	0	0	

Table 10: What is your race? Other



Response	6	8	10	12	Total	
No	95.8	97.4	97.7	95.9	96.7	
Yes	4.2	2.6	2.3	4.1	3.3	
N of Valid	827	837	785	586	3035	
N of Miss	0	0	0	0	0	

Table 11: What is the highest level of schooling completed by your mother or father?









Response	6	8	10	12	Total	
Completed grade school or less	2.2	2.2	1.8	1.0	1.9	
Some high school	5.2	5.2	10.2	11.6	7.8	
Completed high school	16.2	18.8	19.4	23.8	19.2	
Some college	13.9	18.1	21.9	23.8	19.1	
Completed college	21.2	24.6	25.2	25.5	24.0	
Graduate or professional school after college	6.9	8.8	10.2	8.9	8.7	
Don't know	32.2	21.5	10.2	3.8	17.9	
Does not apply	2.3	0.8	1.2	1.6	1.5	
N of Valid	786	825	775	576	2962	
N of Miss	32	4	3	3	42	

Table 12: Think of where you live most of the time. Which of the following people live there with you? Mother



Response	6	8	10	12	Total	
No	13.3	15.5	18.0	20.1	16.4	
Yes	86.7	84.5	82.0	79.9	83.6	
N of Valid	827	837	785	586	3035	
N of Miss	0	0	0	0	0	

Table 13: Think of where you live most of the time. Which of the following people live there with you? Stepmother



Response	6	8	10	12	Total	
No	95.0	95.1	93.2	94.0	94.4	
Yes	5.0	4.9	6.8	6.0	5.6	
N of Valid	827	837	785	586	3035	
N of Miss	0	0	0	0	0	

Table 14: Think of where you live most of the time. Which of the following people live there with you? Foster Mother



Response	6	8	10	12	Total	
No	99.4	99.5	99.4	99.0	99.3	
Yes	0.6	0.5	0.6	1.0	0.7	
N of Valid	827	837	785	586	3035	
N of Miss	0	0	0	0	0	

Table 15: Think of where you live most of the time. Which of the following people live there with you? Grandmother



Response	6	8	10	12	Total	
No	89.4	89.5	90.2	91.6	90.0	
Yes	10.6	10.5	9.8	8.4	10.0	
N of Valid	827	837	785	586	3035	
N of Miss	0	0	0	0	0	

Table 16: Think of where you live most of the time. Which of the following people live there with you? Aunt



Response	6	8	10	12	Total	
No	97.0	97.1	96.1	97.4	96.9	
Yes	3.0	2.9	3.9	2.6	3.1	
N of Valid	827	837	785	586	3035	
N of Miss	0	0	0	0	0	

Table 17: Think of where you live most of the time. Which of the following people live there with you? Father



Response	6	8	10	12	Total	
No	38.6	37.9	40.6	42.3	39.6	
Yes	61.4	62.1	59.4	57.7	60.4	
N of Valid	827	837	785	586	3035	
N of Miss	0	0	0	0	0	

Table 18: Think of where you live most of the time. Which of the following people live there with you? Stepfather



Response	6	8	10	12	Total	
No	83.4	85.4	85.7	86.0	85.1	
Yes	16.6	14.6	14.3	14.0	14.9	
N of Valid	827	837	785	586	3035	
N of Miss	0	0	0	0	0	

Table 19: Think of where you live most of the time. Which of the following people live there with you? Foster Father



Response	6	8	10	12	Total	
No	99.5	99.5	99.5	99.0	99.4	
Yes	0.5	0.5	0.5	1.0	0.6	
N of Valid	827	837	785	586	3035	
N of Miss	0	0	0	0	0	

Table 20: Think of where you live most of the time. Which of the following people live there with you? Grandfather



Response	6	8	10	12	Total	
No	93.0	92.5	93.8	94.4	93.3	
Yes	7.0	7.5	6.2	5.6	6.7	
N of Valid	827	837	785	586	3035	
N of Miss	0	0	0	0	0	

Table 21: Think of where you live most of the time. Which of the following people live there with you? Uncle



Response	6	8	10	12	Total	
No	96.5	97.1	95.8	97.4	96.7	
Yes	3.5	2.9	4.2	2.6	3.3	
N of Valid	827	837	785	586	3035	
N of Miss	0	0	0	0	0	

Table 22: Think of where you live most of the time. Which of the following people live there with you? Other Adults



Response	6	8	10	12	Total	
No	97.7	96.9	97.3	96.4	97.1	
Yes	2.3	3.1	2.7	3.6	2.9	
N of Valid	827	837	785	586	3035	
N of Miss	0	0	0	0	0	

Table 23: Think of where you live most of the time. Which of the following people live there with you? Brother(s)



Response	6	8	10	12	Total	
No	54.1	58.5	54.3	65.0	57.5	
Yes	45.9	41.5	45.7	35.0	42.5	
N of Valid	827	837	785	586	3035	
N of Miss	0	0	0	0	0	

Table 24: Think of where you live most of the time. Which of the following people live there with you? Stepbrother(s)



Response	6	8	10	12	Total	
No	94.6	96.1	94.4	96.4	95.3	
Yes	5.4	3.9	5.6	3.6	4.7	
N of Valid	827	837	785	586	3035	
N of Miss	0	0	0	0	0	

Table 25: Think of where you live most of the time. Which of the following people live there with you? Sister(s)



Response	6	8	10	12	Total	
No	54.7	60.2	63.4	71.7	61.7	
Yes	45.3	39.8	36.6	28.3	38.3	
N of Valid	827	837	785	586	3035	
N of Miss	0	0	0	0	0	

Table 26: Think of where you live most of the time. Which of the following people live there with you? Stepsister(s)

Response	6	8	10	12	Total	
No	94.7	95.1	94.5	96.2	95.1	
Yes	5.3	4.9	5.5	3.8	4.9	
N of Valid	827	837	785	586	3035	
N of Miss	0	0	0	0	0	

Table 27: Think of where you live most of the time. Which of the following people live there with you? Other Children

Response	6	8	10	12	Total	
No	96.3	95.9	93.6	93.5	95.0	
Yes	3.7	4.1	6.4	6.5	5.0	
N of Valid	827	837	785	586	3035	
N of Miss	0	0	0	0	0	

Table 28: In my school, students have lots of chances to help decide things like class activities and rules.

Response	6	8	10	12	Total	
NO!	14.4	12.4	13.2	14.5	13.5	
no	40.4	39.2	35.1	36.0	37.8	
yes	38.7	42.9	44.1	39.9	41.5	
YES!	6.6	5.5	7.6	9.6	7.2	
N of Valid	815	830	780	581	3006	
N of Miss	12	7	4	5	28	

Table 29: Teachers ask me to work on special classroom projects.

Response	6	8	10	12	Total	
NO!	9.1	9.8	9.3	7.1	8.9	
no	31.4	50.1	45.7	39.1	41.7	
yes	45.3	36.2	41.6	45.3	41.8	
YES!	14.3	4.0	3.5	8.4	7.5	
N of Valid	813	829	777	580	2999	
N of Miss	14	8	8	6	36	

Table 30: My teacher(s) notices when I am doing a good job and lets me know about it.

Response	6	8	10	12	Total
NO!	3.3	4.1	5.1	4.8	4.3
no	11.6	19.4	25.5	19.0	18.8
yes	50.6	57.2	54.7	59.7	55.3
YES!	34.4	19.3	14.6	16.4	21.6
N of Valid	816	830	780	578	3004
N of Miss	11	6	5	8	30

Table 31: There are lots of chances for students in my school to get involved in sports, clubs, and other school activities outside of class.

Response	6	8	10	12	Total
NO!	4.4	1.6	1.7	1.0	2.3
no	14.4	4.7	4.3	4.6	7.2
yes	40.6	33.1	36.8	38.4	37.1
YES!	40.6	60.6	57.2	55.9	53.4
N of Valid	815	833	782	581	3011
N of Miss	12	4	3	5	24

Table 32: There are lots of chances for students in my school to talk with a teacher one-on-one.

Response	6	8	10	12	Total
NO!	1.9	4.1	4.2	3.3	3.4
no	17.2	21.7	18.3	14.5	18.2
yes	47.6	52.3	57.3	54.0	52.7
YES!	33.4	21.9	20.2	28.3	25.8
N of Valid	809	831	778	580	2998
N of Miss	18	5	3	6	32

Table 33: I feel safe at my school.

Response	6	8	10	12	Total
NO!	4.1	4.6	4.6	3.6	4.3
no	7.3	12.6	11.4	4.8	9.4
yes	33.6	50.8	54.4	54.1	47.7
YES!	55.1	32.1	29.6	37.5	38.7
N of Valid	810	833	780	582	3005
N of Miss	16	4	5	4	29

Table 34: The school lets my parents know when I have done something well.

Response	6	8	10	12	Total
NO!	9.9	13.0	18.0	19.7	14.7
no	28.4	44.0	50.0	49.0	42.3
yes	41.8	33.0	27.4	26.0	32.6
YES!	20.0	10.0	4.6	5.3	10.4
N of Valid	811	828	778	580	2997
N of Miss	16	9	7	6	38

Table 35: My teachers praise me when I work hard in school.

Response	6	8	10	12	Total
NO!	11.6	12.1	13.1	8.8	11.6
no	28.5	39.0	41.4	37.2	36.5
yes	44.1	40.8	39.8	48.3	42.9
YES!	15.8	8.1	5.7	5.7	9.1
N of Valid	792	824	776	578	2970
N of Miss	33	12	8	8	61

Table 36: Are your school grades better than the grades of most students in your class?





Response	6	8	10	12	Total	
NO!	9.8	8.6	9.4	5.9	8.6	
no	30.2	30.9	33.3	30.7	31.3	
yes	43.5	45.9	45.4	48.4	45.6	
YES!	16.6	14.6	12.0	15.0	14.5	
N of Valid	796	822	778	579	2975	
N of Miss	31	14	4	7	56	

Table 37: I have lots of chances to be part of class discussions or activities.





Response	6	8	10	12	Total	
NO!	3.6	3.7	2.6	1.5	3.0	
no	16.7	16.3	16.3	11.2	15.4	
yes	47.1	58.0	61.5	63.4	57.0	
YES!	32.7	22.0	19.7	23.9	24.7	
N of Valid	814	833	781	582	3010	
N of Miss	13	4	4	4	25	

Table 38: Now thinking back over the past year in school, how often did you: enjoy being in school?






Response	6	8	10	12	Total	
Never	6.8	9.4	7.7	7.4	7.9	
Seldom	6.9	11.0	16.8	14.0	12.0	
Sometimes	34.7	41.2	40.8	41.1	39.3	
Often	27.2	24.3	24.6	29.9	26.2	
Almost always	24.4	14.1	10.1	7.6	14.6	
N of Valid	812	828	780	579	2999	
N of Miss	11	8	5	7	31	

Table 39: Now thinking back over the past year in school, how often did you: hate being in school?

Response	6	8	10	12	Total
Never	18.1	6.8	4.6	4.3	8.8
Seldom	30.0	28.5	24.3	27.0	27.5
Sometimes	31.2	35.5	36.4	36.2	34.7
Often	12.1	17.6	22.5	21.8	18.2
Almost always	8.6	11.7	12.2	10.6	10.8
N of Valid	802	826	778	577	2983
N of Miss	23	11	6	9	49

Table 40: Now thinking back over the past year in school, how often did you: try to do your best work in school?

Response	6	8	10	12	Total
Never	0.5	0.2	0.5	0.5	0.4
Seldom	0.7	2.1	3.1	4.8	2.5
Sometimes	6.7	12.4	19.6	19.9	14.2
Often	18.1	31.1	37.4	39.8	30.9
Almost always	74.0	54.2	39.4	34.9	52.0
N of Valid	811	824	776	578	2989
N of Miss	16	13	8	8	45

Table 41: How often do you feel that the school work you are assigned is meaningful and important?

Response	6	8	10	12	Total
Never	4.4	6.6	7.4	9.5	6.8
Seldom	8.5	14.6	25.2	22.2	17.1
Sometimes	23.9	33.0	36.1	38.3	32.3
Often	32.6	29.7	24.0	24.8	28.1
Almost always	30.6	16.2	7.4	5.2	15.7
N of Valid	816	822	775	577	2990
N of Miss	11	15	10	9	45

Table 42: Putting them all together, what were your grades like last year?






Response	6	8	10	12	Total	
Mostly F's	0.8	1.2	1.7	0.4	1.1	
Mostly D's	2.2	3.3	6.5	3.5	3.9	
Mostly C's	13.9	19.5	24.2	24.9	20.3	
Mostly B's	40.5	38.5	38.8	42.6	39.9	
Mostly A's	42.6	37.5	28.9	28.6	34.9	
N of Valid	782	811	766	570	2929	
N of Miss	11	8	6	7	32	

Table 43: How important do you think the things you are learning in school are going to be for your later life?






Response	6	8	10	12	Total	
Very important	48.6	37.2	15.4	12.1	29.8	
Quite important	27.9	25.8	28.1	24.0	26.6	
Fairly important	17.3	26.4	32.0	36.8	27.4	
Slightly important	4.6	9.1	19.8	23.1	13.4	
Not at all important	1.6	1.6	4.6	4.0	2.8	
N of Valid	821	826	777	579	3003	
N of Miss	6	11	8	7	32	

Table 44: How interesting are most of your courses to you?






Response	6	8	10	12	Total	
Very interesting and stimulating	15.2	8.8	5.3	5.7	9.0	
Quite interesting	34.0	24.2	18.6	21.4	24.8	
Fairly interesting	35.3	42.4	42.3	39.6	39.9	
Slightly dull	10.7	18.3	22.8	25.4	18.8	
Very dull	4.9	6.3	11.0	7.9	7.4	
N of Valid	804	827	775	579	2985	
N of Miss	22	9	10	7	48	

Table 45: During the LAST FOUR WEEKS how many whole days of school have you missed because you skipped or 'cut'?








Response	6	8	10	12	Total	
None	73.9	78.6	75.8	64.5	73.9	
1	12.9	9.4	10.8	15.4	11.9	
2	6.1	5.4	5.7	7.8	6.1	
3	3.7	3.1	3.6	6.4	4.0	
4-5	2.4	2.5	2.4	4.9	2.9	
6-10	0.6	0.8	0.8	0.7	0.7	
11 or more	0.4	0.0	0.9	0.3	0.4	
N of Valid	820	827	776	577	3000	
N of Miss	7	10	8	8	33	

Table 46: What are the chances you would be seen as cool if you: smoked cigarettes?






Response	6	8	10	12	Total	
No or very little chance	87.7	65.8	50.9	52.2	65.3	
Little chance	7.3	14.3	22.4	23.4	16.2	
Some chance	3.2	12.5	16.1	14.1	11.2	
Pretty good chance	1.2	5.1	6.8	7.2	4.9	
Very good chance	0.6	2.3	3.7	3.1	2.4	
N of Valid	811	824	774	573	2982	
N of Miss	9	10	11	13	43	

Table 47: What are the chances you would be seen as cool if you: worked hard at school?






Response	6	8	10	12	Total	
No or very little chance	4.9	12.2	14.0	15.0	11.2	
Little chance	8.4	17.7	23.4	22.1	17.5	
Some chance	15.9	22.1	30.0	33.9	24.7	
Pretty good chance	28.8	26.6	23.9	19.1	25.1	
Very good chance	42.0	21.5	8.7	9.9	21.5	
N of Valid	812	820	773	575	2980	
N of Miss	14	17	12	11	54	

Table 48: What are the chances you would be seen as cool if you: began drinking alcoholic beverages regularly, that is, at least once or twice a month?






Response	6	8	10	12	Total	
No or very little chance	84.2	59.1	35.4	35.0	55.2	
Little chance	9.3	16.4	18.9	16.8	15.2	
Some chance	3.6	12.3	20.7	20.5	13.6	
Pretty good chance	2.2	7.9	16.5	18.4	10.6	
Very good chance	0.7	4.3	8.5	9.4	5.4	
N of Valid	816	822	774	572	2984	
N of Miss	8	13	11	14	46	

Table 49: What are the chances you would be seen as cool if you: defended someone who was being verbally abused at school?






Response	6	8	10	12	Total	
No or very little chance	11.8	13.6	13.0	10.6	12.4	
Little chance	6.4	14.0	17.9	15.5	13.2	
Some chance	15.2	23.3	28.4	28.6	23.4	
Pretty good chance	25.4	25.0	27.2	27.1	26.1	
Very good chance	41.2	24.1	13.6	18.2	24.9	
N of Valid	811	821	772	573	2977	
N of Miss	16	15	13	13	57	

Table 50: What are the chances you would be seen as cool if you: smoked marijuana?






Response	6	8	10	12	Total	
No or very little chance	93.2	70.0	47.1	49.6	66.5	
Little chance	4.5	9.9	15.1	12.8	10.3	
Some chance	1.2	7.5	14.2	14.4	8.8	
Pretty good chance	0.1	6.3	12.5	12.8	7.5	
Very good chance	0.9	6.3	11.2	10.4	6.9	
N of Valid	814	822	769	570	2975	
N of Miss	12	15	15	16	58	

Table 51: What are the chances you would be seen as cool if you: carried a handgun?






Response	6	8	10	12	Total	
No or very little chance	83.6	76.9	72.5	75.7	77.3	
Little chance	8.5	10.7	14.3	12.3	11.3	
Some chance	4.0	6.4	7.1	5.3	5.7	
Pretty good chance	1.6	3.4	3.2	2.1	2.6	
Very good chance	2.2	2.6	2.9	4.7	3.0	
N of Valid	801	822	771	571	2965	
N of Miss	25	14	14	15	68	

Table 52: What are the chances you would be seen as cool if you: regularly volunteered to do community service?






Response	6	8	10	12	Total	
No or very little chance	18.0	29.4	29.5	25.5	25.6	
Little chance	12.4	22.2	28.7	28.1	22.3	
Some chance	22.1	21.8	23.8	24.1	22.8	
Pretty good chance	23.1	16.2	12.4	15.2	16.9	
Very good chance	24.4	10.5	5.6	7.0	12.3	
N of Valid	815	821	773	572	2981	
N of Miss	12	16	12	14	54	

Table 53: Think of your four best friends (the friends you feel closest to). In the past year (12 months), how many of your best friends have: participated in clubs, organizations or activities at school?






Response	6	8	10	12	Total	
0	15.7	11.0	9.3	4.5	10.6	
1	13.8	12.9	10.2	8.9	11.6	
2	18.1	18.1	17.3	17.2	17.7	
3	17.2	16.2	16.7	14.8	16.3	
4	35.3	41.9	46.5	54.5	43.8	
N of Valid	797	817	765	574	2953	
N of Miss	30	19	20	12	81	

Table 54: Think of your four best friends (the friends you feel closest to). In the past year (12 months), how many of your best friends have: smoked cigarettes?






Response	6	8	10	12	Total	
0	88.0	67.2	44.9	35.2	60.8	
1	8.2	14.5	18.8	24.4	15.8	
2	2.0	8.0	14.9	14.6	9.4	
3	1.0	4.5	8.7	10.6	5.9	
4	0.7	5.8	12.8	15.2	8.0	
N of Valid	802	814	767	574	2957	
N of Miss	25	23	16	11	75	

Table 55: Think of your four best friends (the friends you feel closest to). In the past year (12 months), how many of your best friends have: tried beer, wine or hard liquor (for example, vodka, whiskey, or gin) when their parents didn't know about it?






Response	6	8	10	12	Total	
0	83.3	58.2	30.2	22.3	50.8	
1	11.0	15.9	16.3	13.8	14.3	
2	3.1	10.3	15.1	17.1	10.9	
3	1.7	6.2	14.2	16.4	9.0	
4	0.9	9.5	24.1	30.4	15.0	
N of Valid	807	813	767	573	2960	
N of Miss	19	22	18	12	71	

Table 56: Think of your four best friends (the friends you feel closest to). In the past year (12 months), how many of your best friends have: made a commitment to stay drug-free?






Response	6	8	10	12	Total	
0	10.2	22.3	34.2	34.4	24.5	
1	4.9	11.1	18.2	17.4	12.5	
2	6.0	12.0	12.5	13.7	10.8	
3	9.9	11.2	9.0	9.0	9.9	
4	69.0	43.4	26.0	25.4	42.3	
N of Valid	801	811	765	575	2952	
N of Miss	25	25	19	11	80	

Table 57: Think of your four best friends (the friends you feel closest to). In the past year (12 months), how many of your best friends have: used marijuana?






Response	6	8	10	12	Total	
0	96.5	80.0	53.2	46.8	71.1	
1	2.5	7.8	15.8	16.4	10.1	
2	0.2	4.3	11.2	12.6	6.6	
3	0.4	2.3	8.0	10.5	4.9	
4	0.4	5.6	11.7	13.8	7.3	
N of Valid	805	809	758	573	2945	
N of Miss	22	26	27	13	88	

Table 58: Think of your four best friends (the friends you feel closest to). In the past year (12 months), how many of your best friends have: tried to do well in school?






Response	6	8	10	12	Total	
0	2.7	3.3	4.6	3.9	3.6	
1	3.6	7.7	8.1	7.9	6.7	
2	5.9	10.9	16.0	16.2	11.9	
3	16.2	19.9	21.5	19.7	19.3	
4	71.6	58.1	49.8	52.3	58.5	
N of Valid	803	813	767	568	2951	
N of Miss	22	23	18	17	80	

Table 59: Think of your four best friends (the friends you feel closest to). In the past year (12 months), how many of your best friends have: used LSD, cocaine, amphetamines, or other illegal drugs?






Response	6	8	10	12	Total	
0	97.1	89.9	81.5	82.5	88.3	
1	2.2	6.0	11.0	8.2	6.7	
2	0.2	2.0	3.4	5.3	2.5	
3	0.1	0.6	1.3	1.4	0.8	
4	0.2	1.5	2.9	2.6	1.7	
N of Valid	805	814	767	571	2957	
N of Miss	22	23	18	15	78	

Table 60: Think of your four best friends (the friends you feel closest to). In the past year (12 months), how many of your best friends have: been suspended from school?






Response	6	8	10	12	Total	
0	73.4	60.9	64.8	71.9	67.5	
1	16.6	17.3	17.3	13.1	16.3	
2	6.4	11.7	9.1	8.9	9.0	
3	1.2	4.5	5.2	1.9	3.3	
4	2.4	5.5	3.5	4.2	3.9	
N of Valid	802	814	768	572	2956	
N of Miss	24	22	16	14	76	

Table 61: Think of your four best friends (the friends you feel closest to). In the past year (12 months), how many of your best friends have: liked school?






Response	6	8	10	12	Total	
0	16.3	28.0	33.4	28.0	26.2	
1	10.2	14.4	16.4	16.1	14.1	
2	20.2	22.4	23.1	24.5	22.4	
3	23.9	15.1	13.3	14.5	16.9	
4	29.4	20.0	13.7	17.0	20.4	
N of Valid	806	813	766	572	2957	
N of Miss	19	23	18	14	74	

Table 62: Think of your four best friends (the friends you feel closest to). In the past year (12 months), how many of your best friends have: carried a handgun?






Response	6	8	10	12	Total	
0	94.6	94.1	93.2	92.2	93.6	
1	3.0	2.8	3.1	4.2	3.2	
2	0.9	1.2	2.2	1.4	1.4	
3	0.6	0.5	0.5	0.3	0.5	
4	1.0	1.4	0.9	1.9	1.2	
N of Valid	809	814	767	574	2964	
N of Miss	18	23	18	12	71	

Table 63: Think of your four best friends (the friends you feel closest to). In the past year (12 months), how many of your best friends have: sold illegal drugs?






Response	6	8	10	12	Total	
0	98.8	92.7	83.5	80.9	89.7	
1	0.7	4.1	8.7	8.9	5.3	
2	0.4	1.4	3.1	5.3	2.3	
3	0.0	0.4	2.0	2.5	1.1	
4	0.1	1.5	2.8	2.5	1.6	
N of Valid	804	806	763	571	2944	
N of Miss	21	29	22	15	87	

Table 64: Think of your four best friends (the friends you feel closest to). In the past year (12 months), how many of your best friends have: regularly attended religious services?






Response	6	8	10	12	Total	
0	20.8	15.7	16.4	21.5	18.4	
1	9.7	14.5	19.2	20.0	15.5	
2	16.0	20.5	22.1	21.0	19.8	
3	17.6	17.6	19.2	15.4	17.6	
4	35.9	31.7	23.0	22.1	28.7	
N of Valid	780	808	764	571	2923	
N of Miss	45	27	21	15	108	

Table 65: Think of your four best friends (the friends you feel closest to). In the past year (12 months), how many of your best friends have: stolen or tried to steal a motor vehicle such as a car or motorcycle?






Response	6	8	10	12	Total	
0	98.0	94.5	93.4	92.5	94.8	
1	1.7	3.8	4.3	4.0	3.4	
2	0.1	0.5	1.6	2.3	1.0	
3	0.0	0.5	0.3	0.4	0.3	
4	0.1	0.7	0.5	0.9	0.5	
N of Valid	810	813	767	570	2960	
N of Miss	16	24	18	16	74	

Table 66: Think of your four best friends (the friends you feel closest to). In the past year (12 months), how many of your best friends have: been arrested?






Response	6	8	10	12	Total	
0	94.0	86.1	81.0	80.5	85.9	
1	4.7	8.6	11.2	13.0	9.1	
2	0.6	3.4	4.2	3.5	2.9	
3	0.2	0.7	1.8	2.3	1.2	
4	0.4	1.1	1.7	0.7	1.0	
N of Valid	806	814	765	570	2955	
N of Miss	21	23	20	16	80	

Table 67: Think of your four best friends (the friends you feel closest to). In the past year (12 months), how many of your best friends have: dropped out of school?






Response	6	8	10	12	Total	
0	95.2	93.9	88.4	84.4	91.0	
1	3.6	3.9	8.0	10.7	6.2	
2	0.9	0.9	1.3	3.5	1.5	
3	0.1	0.5	1.0	0.9	0.6	
4	0.2	0.9	1.3	0.5	0.7	
N of Valid	808	815	767	571	2961	
N of Miss	19	22	18	15	74	

Table 68: Think of your four best friends (the friends you feel closest to). In the past year (12 months), how many of your best friends have: been members of a gang?






Response	6	8	10	12	Total	
0	92.6	89.7	91.1	92.6	91.4	
1	4.5	6.0	4.0	3.5	4.6	
2	1.1	1.7	1.7	1.6	1.5	
3	0.9	1.3	0.9	0.5	0.9	
4	0.9	1.2	2.2	1.8	1.5	
N of Valid	802	815	768	570	2955	
N of Miss	25	22	17	16	80	

Table 69: How old were you when you first: smoked marijuana?


Response	6	8	10	12	Total	
Never	99.0	90.6	71.0	61.8	82.3	
10 or younger	0.6	2.1	1.7	1.4	1.5	
11	0.2	1.5	1.4	1.2	1.1	
12	0.0	1.7	4.2	3.3	2.2	
13	0.0	3.3	4.8	4.4	3.0	
14	0.0	0.9	7.3	6.2	3.3	
15	0.0	0.0	8.1	7.9	3.6	
16	0.0	0.0	1.4	6.9	1.7	
17 or older	0.1	0.0	0.0	6.9	1.3	
N of Valid	815	816	765	568	2964	
N of Miss	12	20	16	15	63	

Table 70: How old were you when you first: smoked a cigarette, even just a puff?

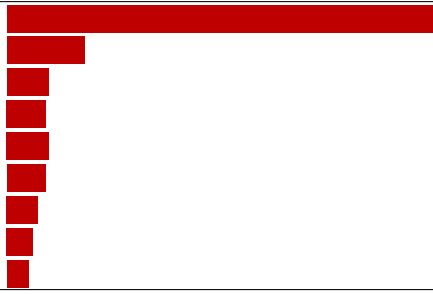
Response	6	8	10	12	Total	
Never	89.6	75.6	54.0	46.1	68.2	
10 or younger	7.7	10.3	12.3	11.3	10.3	
11	2.6	4.4	5.7	4.2	4.2	
12	0.1	4.4	6.0	5.6	3.9	
13	0.0	4.4	6.6	7.9	4.4	
14	0.0	0.7	8.6	6.9	3.7	
15	0.0	0.1	5.5	5.6	2.5	
16	0.0	0.0	1.2	7.2	1.7	
17 or older	0.0	0.0	0.1	5.1	1.0	
N of Valid	818	816	767	568	2969	
N of Miss	9	21	17	18	65	

Table 71: How old were you when you first: had more than a sip or two of beer, wine or hard liquor (for example, vodka, whiskey, or gin)?










Response	6	8	10	12	Total	
Never	79.9	60.3	37.0	27.0	53.2	
10 or younger	13.3	11.9	10.4	8.9	11.3	
11	5.7	6.5	5.3	2.5	5.2	
12	1.1	8.6	6.3	6.3	5.5	
13	0.0	9.8	10.4	7.7	6.9	
14	0.0	2.8	13.7	11.6	6.5	
15	0.0	0.2	13.8	12.4	6.0	
16	0.0	0.0	2.7	14.4	3.5	
17 or older	0.0	0.0	0.3	9.3	1.9	
N of Valid	806	818	767	571	2962	
N of Miss	18	18	17	15	68	

Table 72: How old were you when you first: began drinking alcoholic beverages regularly, that is, at least once or twice a month?










Response	6	8	10	12	Total	
Never	98.8	90.7	74.8	65.0	83.9	
10 or younger	0.7	1.2	2.0	0.4	1.1	
11	0.1	1.6	0.9	0.9	0.9	
12	0.2	1.8	2.2	0.5	1.2	
13	0.0	2.9	3.0	1.9	2.0	
14	0.0	1.6	6.0	4.4	2.8	
15	0.0	0.0	8.2	9.5	3.9	
16	0.0	0.1	2.6	8.8	2.4	
17 or older	0.1	0.0	0.3	8.8	1.8	
N of Valid	816	820	767	571	2974	
N of Miss	11	17	17	15	60	

Table 73: How old were you when you first: used phenoxydine (pox, px, breeze)?


Response	6	8	10	12	Total	
Never	100.0	100.0	100.0	100.0	100.0	
10 or younger	0.0	0.0	0.0	0.0	0.0	
11	0.0	0.0	0.0	0.0	0.0	
12	0.0	0.0	0.0	0.0	0.0	
13	0.0	0.0	0.0	0.0	0.0	
14	0.0	0.0	0.0	0.0	0.0	
15	0.0	0.0	0.0	0.0	0.0	
16	0.0	0.0	0.0	0.0	0.0	
17 or older	0.0	0.0	0.0	0.0	0.0	
N of Valid	798	815	768	571	2952	
N of Miss	29	22	16	15	82	

Table 74: How old were you when you first: got suspended from school?










Response	6	8	10	12	Total	
Never	90.4	82.2	75.7	75.7	81.5	
10 or younger	6.5	6.6	4.6	5.3	5.8	
11	2.2	3.3	2.1	2.6	2.6	
12	0.9	3.6	2.9	3.0	2.5	
13	0.0	3.2	6.0	3.5	3.1	
14	0.0	0.9	5.1	3.2	2.2	
15	0.0	0.1	2.5	3.0	1.2	
16	0.0	0.1	1.3	3.2	1.0	
17 or older	0.0	0.0	0.0	0.7	0.1	
N of Valid	813	814	768	571	2966	
N of Miss	12	23	16	14	65	

Table 75: How old were you when you first: got arrested?










Response	6	8	10	12	Total	
Never	98.0	96.6	93.4	93.3	95.5	
10 or younger	1.1	0.2	0.7	0.2	0.6	
11	0.7	0.5	0.3	0.4	0.5	
12	0.0	1.1	1.6	0.4	0.8	
13	0.0	1.2	1.2	0.7	0.8	
14	0.0	0.4	1.3	0.9	0.6	
15	0.0	0.0	1.2	1.1	0.5	
16	0.0	0.0	0.5	2.1	0.5	
17 or older	0.1	0.0	0.0	1.1	0.2	
N of Valid	812	813	768	570	2963	
N of Miss	15	24	17	15	71	

Table 76: How old were you when you first: carried a handgun?










Response	6	8	10	12	Total	
Never	95.0	95.2	93.8	95.3	94.8	
10 or younger	2.7	1.4	1.8	0.9	1.8	
11	1.7	1.7	0.8	0.2	1.2	
12	0.4	0.7	0.9	0.4	0.6	
13	0.0	0.5	0.8	0.7	0.5	
14	0.0	0.4	0.8	0.7	0.4	
15	0.0	0.1	0.8	0.7	0.4	
16	0.0	0.0	0.3	0.7	0.2	
17 or older	0.1	0.0	0.0	0.5	0.1	
N of Valid	808	812	764	571	2955	
N of Miss	17	24	20	15	76	

Table 77: How old were you when you first: attacked someone with the idea of seriously hurting them?










Response	6	8	10	12	Total	
Never	88.1	82.6	82.9	79.1	83.5	
10 or younger	6.7	4.7	3.9	4.0	4.9	
11	4.1	3.3	1.7	0.4	2.5	
12	1.0	2.8	1.8	2.3	2.0	
13	0.1	4.3	3.4	3.0	2.7	
14	0.0	2.2	2.2	2.8	1.7	
15	0.0	0.0	2.9	3.3	1.4	
16	0.0	0.0	0.9	4.0	1.0	
17 or older	0.1	0.0	0.3	1.1	0.3	
N of Valid	812	810	765	569	2956	
N of Miss	14	25	18	15	72	

Table 78: How old were you when you first: belonged to a gang?









Response	6	8	10	12	Total	
Never	97.0	95.2	95.7	96.9	96.2	
10 or younger	1.5	1.1	0.9	1.0	1.1	
11	1.0	0.7	0.1	0.0	0.5	
12	0.5	1.0	0.3	0.3	0.5	
13	0.0	1.6	0.5	0.3	0.6	
14	0.0	0.2	1.2	0.3	0.4	
15	0.0	0.1	1.0	0.0	0.3	
16	0.0	0.0	0.3	0.9	0.2	
17 or older	0.0	0.0	0.0	0.2	0.0	
N of Valid	808	817	769	572	2966	
N of Miss	19	20	15	14	68	

Table 79: How wrong do you think it is for someone your age to: take a handgun to school?





Response	6	8	10	12	Total	
Very wrong	91.2	83.3	86.1	88.1	87.1	
Wrong	6.7	12.8	10.5	8.7	9.8	
A little bit wrong	1.5	3.7	2.6	2.4	2.5	
Not wrong at all	0.6	0.2	0.8	0.7	0.6	
N of Valid	820	818	772	573	2983	
N of Miss	6	18	13	13	50	

Table 80: How wrong do you think it is for someone your age to: steal anything worth more than \$5?





Response	6	8	10	12	Total	
Very wrong	64.8	55.1	51.9	57.3	57.4	
Wrong	26.9	31.3	32.6	31.1	30.4	
A little bit wrong	7.2	11.8	13.0	9.4	10.4	
Not wrong at all	1.1	1.8	2.6	2.1	1.9	
N of Valid	819	817	771	572	2979	
N of Miss	7	20	14	14	55	

Table 81: How wrong do you think it is for someone your age to: pick a fight with someone?





Response	6	8	10	12	Total	
Very wrong	51.7	31.1	22.3	29.5	34.1	
Wrong	29.8	32.2	39.1	37.4	34.3	
A little bit wrong	15.0	26.8	28.4	27.2	24.0	
Not wrong at all	3.6	10.0	10.3	6.0	7.6	
N of Valid	809	818	768	570	2965	
N of Miss	17	19	17	16	69	

Table 82: How wrong do you think it is for someone your age to: attack someone with the idea of seriously hurting them?





Response	6	8	10	12	Total	
Very wrong	80.7	62.9	55.4	57.3	64.8	
Wrong	13.8	22.7	27.5	28.4	22.6	
A little bit wrong	4.3	9.9	13.0	10.3	9.2	
Not wrong at all	1.2	4.4	4.1	4.0	3.4	
N of Valid	819	815	772	571	2977	
N of Miss	7	22	13	15	57	

Table 83: How wrong do you think it is for someone your age to: stay away from school all day when their parents think they are at school?





Response	6	8	10	12	Total	
Very wrong	79.3	58.4	37.6	33.7	54.0	
Wrong	15.7	27.2	35.8	34.8	27.7	
A little bit wrong	3.9	9.9	20.0	25.2	13.8	
Not wrong at all	1.1	4.5	6.6	6.3	4.5	
N of Valid	816	817	771	572	2976	
N of Miss	11	20	13	14	58	

Table 84: How wrong do you think it is for someone your age to: drink beer, wine or hard liquor (for example, vodka, whiskey, or gin) regularly?





Response	6	8	10	12	Total	
Very wrong	89.0	61.2	40.1	33.4	58.0	
Wrong	7.0	20.0	20.5	22.6	17.0	
A little bit wrong	2.9	12.4	25.2	29.0	16.3	
Not wrong at all	1.1	6.5	14.2	15.0	8.6	
N of Valid	819	817	769	572	2977	
N of Miss	8	20	15	14	57	

Table 85: How wrong do you think it is for someone your age to: smoke cigarettes?





Response	6	8	10	12	Total	
Very wrong	88.3	66.3	41.4	36.6	60.1	
Wrong	9.0	18.3	26.2	22.9	18.7	
A little bit wrong	1.6	8.6	18.0	22.1	11.7	
Not wrong at all	1.1	6.8	14.4	18.4	9.5	
N of Valid	813	818	771	571	2973	
N of Miss	14	19	14	15	62	

Table 86: How wrong do you think it is for someone your age to: smoke marijuana?





Response	6	8	10	12	Total	
Very wrong	95.5	77.3	56.6	49.8	71.7	
Wrong	3.2	12.3	17.8	19.8	12.7	
A little bit wrong	0.9	4.2	11.8	12.8	6.9	
Not wrong at all	0.5	6.2	13.8	17.7	8.8	
N of Valid	819	819	769	572	2979	
N of Miss	8	18	16	14	56	

Table 87: How wrong do you think it is for someone your age to: use LSD, cocaine, amphetamines or another illegal drug?





Response	6	8	10	12	Total	
Very wrong	97.2	91.7	87.8	85.5	91.0	
Wrong	2.0	5.9	6.9	7.9	5.4	
A little bit wrong	0.4	1.5	3.5	4.9	2.3	
Not wrong at all	0.5	1.0	1.8	1.7	1.2	
N of Valid	818	819	772	573	2982	
N of Miss	8	18	13	13	52	

Table 88: At school during the past 12 months, did you receive help from the resource teacher, speech therapist or other special education teacher?



Response	6	8	10	12	Total	
No	81.7	88.4	90.9	90.9	87.7	
Yes	18.3	11.6	9.1	9.1	12.3	
N of Valid	781	790	751	560	2882	
N of Miss	44	47	34	26	151	

Table 89: How many times in the past year (12 months) have you: been suspended from school?








Response	6	8	10	12	Total	
Never	93.9	89.5	87.2	91.1	90.4	
1 to 2 times	5.4	8.3	9.4	8.2	7.8	
3 to 5 times	0.4	1.2	1.8	0.3	1.0	
6 to 9 times	0.0	0.5	1.0	0.3	0.5	
10 to 19 times	0.2	0.1	0.0	0.0	0.1	
20 to 29 times	0.0	0.1	0.1	0.0	0.1	
30 to 39 times	0.0	0.0	0.0	0.0	0.0	
40+ times	0.1	0.2	0.4	0.0	0.2	
N of Valid	818	818	773	574	2983	
N of Miss	9	19	12	12	52	

Table 90: How many times in the past year (12 months) have you: carried a handgun?









Response	6	8	10	12	Total	
Never	95.6	95.8	94.8	96.1	95.6	
1 to 2 times	2.3	2.1	2.2	1.4	2.0	
3 to 5 times	1.2	0.6	1.4	0.7	1.0	
6 to 9 times	0.2	0.4	0.6	0.5	0.4	
10 to 19 times	0.0	0.1	0.1	0.2	0.1	
20 to 29 times	0.0	0.1	0.1	0.2	0.1	
30 to 39 times	0.0	0.0	0.1	0.2	0.1	
40+ times	0.6	0.9	0.5	0.7	0.7	
N of Valid	818	816	772	571	2977	
N of Miss	9	21	13	14	57	

Table 91: How many times in the past year (12 months) have you: sold illegal drugs?








Response	6	8	10	12	Total	
Never	99.6	97.5	92.7	91.9	95.8	
1 to 2 times	0.2	1.4	2.9	2.8	1.7	
3 to 5 times	0.0	0.2	1.6	1.6	0.8	
6 to 9 times	0.0	0.1	1.2	0.5	0.4	
10 to 19 times	0.1	0.1	0.4	1.2	0.4	
20 to 29 times	0.0	0.1	0.4	0.5	0.2	
30 to 39 times	0.0	0.0	0.1	0.0	0.0	
40+ times	0.0	0.5	0.8	1.4	0.6	
N of Valid	814	814	765	569	2962	
N of Miss	13	23	20	17	73	

Table 92: How many times in the past year (12 months) have you: stolen or tried to steal a motor vehicle such as a car or motorcycle?






Response	6	8	10	12	Total	
Never	99.4	98.3	97.8	97.9	98.4	
1 to 2 times	0.5	1.2	1.6	1.4	1.1	
3 to 5 times	0.1	0.1	0.4	0.3	0.2	
6 to 9 times	0.0	0.0	0.1	0.2	0.1	
10 to 19 times	0.0	0.1	0.0	0.0	0.0	
20 to 29 times	0.0	0.0	0.0	0.0	0.0	
30 to 39 times	0.0	0.0	0.0	0.0	0.0	
40+ times	0.0	0.2	0.1	0.2	0.1	
N of Valid	814	817	771	573	2975	
N of Miss	13	20	13	13	59	

Table 93: How many times in the past year (12 months) have you: participated in clubs, organizations or activities at school?









Response	6	8	10	12	Total	
Never	23.0	19.6	17.9	10.8	18.4	
1 to 2 times	29.7	21.5	15.9	14.7	21.0	
3 to 5 times	18.6	17.3	18.1	15.5	17.5	
6 to 9 times	9.1	10.1	9.8	9.1	9.6	
10 to 19 times	5.5	9.9	10.6	11.3	9.2	
20 to 29 times	3.3	3.6	4.7	9.2	4.9	
30 to 39 times	1.8	1.8	3.1	3.1	2.4	
40+ times	8.9	16.3	19.8	26.2	17.1	
N of Valid	812	811	772	573	2968	
N of Miss	13	22	13	13	61	

Table 94: How many times in the past year (12 months) have you: been arrested?






Response	6	8	10	12	Total	
Never	98.3	97.4	95.9	96.1	97.0	
1 to 2 times	1.3	1.7	3.5	2.5	2.2	
3 to 5 times	0.4	0.7	0.3	0.5	0.5	
6 to 9 times	0.0	0.0	0.3	0.4	0.1	
10 to 19 times	0.0	0.0	0.0	0.0	0.0	
20 to 29 times	0.0	0.0	0.0	0.2	0.0	
30 to 39 times	0.0	0.0	0.0	0.0	0.0	
40+ times	0.0	0.1	0.1	0.4	0.1	
N of Valid	817	814	773	571	2975	
N of Miss	10	21	12	13	56	

Table 95: How many times in the past year (12 months) have you: done extra work on your own for school?









Response	6	8	10	12	Total	
Never	28.5	32.9	30.7	25.0	29.6	
1 to 2 times	29.8	26.1	21.8	18.1	24.4	
3 to 5 times	16.0	16.5	18.3	19.3	17.4	
6 to 9 times	9.5	7.3	11.2	10.8	9.6	
10 to 19 times	6.8	8.1	7.5	10.1	8.0	
20 to 29 times	2.8	3.0	4.4	8.1	4.3	
30 to 39 times	2.0	1.2	0.9	2.7	1.6	
40+ times	4.6	4.9	5.2	6.0	5.1	
N of Valid	810	812	771	565	2958	
N of Miss	14	24	14	19	71	

Table 96: How many times in the past year (12 months) have you: attacked someone with the idea of seriously hurting them?









Response	6	8	10	12	Total	
Never	89.3	85.2	86.7	86.7	87.0	
1 to 2 times	7.1	8.2	9.6	8.7	8.4	
3 to 5 times	1.8	3.6	2.0	1.9	2.4	
6 to 9 times	0.4	1.0	1.2	0.9	0.8	
10 to 19 times	0.7	0.7	0.0	0.7	0.5	
20 to 29 times	0.0	0.5	0.3	0.0	0.2	
30 to 39 times	0.1	0.0	0.0	0.2	0.1	
40+ times	0.5	0.7	0.3	0.9	0.6	
N of Valid	813	813	769	573	2968	
N of Miss	14	24	16	13	67	

Table 97: How many times in the past year (12 months) have you: been drunk or high at school?









Response	6	8	10	12	Total	
Never	98.7	93.1	84.3	83.8	90.6	
1 to 2 times	1.0	3.7	7.6	5.8	4.3	
3 to 5 times	0.2	1.2	2.4	3.0	1.6	
6 to 9 times	0.0	0.7	1.8	1.6	1.0	
10 to 19 times	0.0	0.1	1.2	2.8	0.9	
20 to 29 times	0.0	0.4	0.7	0.2	0.3	
30 to 39 times	0.0	0.2	0.1	0.5	0.2	
40+ times	0.1	0.5	2.0	2.4	1.1	
N of Valid	815	815	765	573	2968	
N of Miss	12	22	20	13	67	

Table 98: How many times in the past year (12 months) have you: volunteered to do community service?









Response	6	8	10	12	Total	
Never	51.9	54.1	52.6	42.5	50.9	
1 to 2 times	25.8	24.2	18.6	17.1	21.8	
3 to 5 times	9.6	9.6	12.1	14.8	11.3	
6 to 9 times	4.6	4.6	8.4	9.9	6.6	
10 to 19 times	3.6	3.4	3.8	6.8	4.2	
20 to 29 times	1.6	1.2	1.9	3.8	2.0	
30 to 39 times	1.1	0.6	0.6	1.7	1.0	
40+ times	1.8	2.2	1.9	3.3	2.3	
N of Valid	811	813	770	574	2968	
N of Miss	16	22	15	12	65	

Table 99: How many times in the past year (12 months) have you: taken a handgun to school?

Response	6	8	10	12	Total	
Never	99.8	99.3	99.6	99.3	99.5	
1 to 2 times	0.2	0.5	0.1	0.5	0.3	
3 to 5 times	0.0	0.0	0.1	0.0	0.0	
6 to 9 times	0.0	0.0	0.0	0.0	0.0	
10 to 19 times	0.0	0.0	0.0	0.0	0.0	
20 to 29 times	0.0	0.0	0.0	0.0	0.0	
30 to 39 times	0.0	0.0	0.0	0.2	0.0	
40+ times	0.0	0.2	0.1	0.0	0.1	
N of Valid	817	817	771	572	2977	
N of Miss	10	20	14	14	58	

Table 100: Are you currently on probation, or assigned a probation officer with Juvenile Court?

Response	6	8	10	12	Total	
No	99.0	97.8	96.2	97.5	97.7	
Yes	1.0	2.2	3.8	2.5	2.3	
N of Valid	710	734	717	529	2690	
N of Miss	117	103	68	57	345	

Table 101: Have you ever belonged to a gang?

Response	6	8	10	12	Total	
No	93.7	91.7	91.5	93.7	92.6	
No, but would like to	2.0	2.0	2.6	2.5	2.2	
Yes, in the past	3.0	3.9	3.8	2.5	3.3	
Yes, belong now	1.4	2.0	2.0	1.2	1.6	
Yes, but would like to get out	0.0	0.5	0.1	0.2	0.2	
N of Valid	813	819	769	571	2972	
N of Miss	14	17	16	15	62	

Table 102: If you have ever belonged to a gang, did that gang have a name?

Response	6	8	10	12	Total
No	8.1	9.0	8.6	11.9	9.2
Yes	3.4	4.8	4.9	4.3	4.3
I have never belonged to a gang	88.5	86.1	86.6	83.8	86.5
N of Valid	801	808	760	562	2931
N of Miss	25	28	23	18	94

Table 103: How many times have you done the following things? done what feels good no matter what.

Response	6	8	10	12	Total
Never	43.4	36.7	24.3	23.0	32.5
I've done it, but not in the past year	16.0	14.9	15.5	14.3	15.3
Less than once a month	7.0	11.3	13.8	14.2	11.4
About once a month	5.6	8.5	9.8	10.6	8.5
2 or 3 times a month	8.2	6.7	13.1	14.0	10.2
Once a week or more	19.8	21.9	23.5	23.9	22.1
N of Valid	769	804	766	565	2904
N of Miss	56	30	19	20	125

Table 104: How many times have you done the following things? done something dangerous because someone dared you to do it.

Response	6	8	10	12	Total
Never	71.6	52.8	39.9	42.0	52.5
I've done it, but not in the past year	15.8	21.9	24.2	23.9	21.2
Less than once a month	4.8	8.5	13.6	16.6	10.4
About once a month	3.1	5.4	8.8	7.8	6.1
2 or 3 times a month	2.2	6.2	8.4	5.1	5.5
Once a week or more	2.5	5.3	5.2	4.6	4.4
N of Valid	809	813	765	566	2953
N of Miss	18	24	18	20	80

Table 105: How many times have you done the following things? done crazy things even if they are a little dangerous.







Response	6	8	10	12	Total	
Never	54.5	36.5	26.0	24.2	36.3	
I've done it, but not in the past year	22.6	22.4	18.5	22.6	21.5	
Less than once a month	7.4	11.4	18.7	18.0	13.5	
About once a month	4.3	8.8	13.1	13.1	9.5	
2 or 3 times a month	4.0	8.5	10.9	10.2	8.2	
Once a week or more	7.2	12.4	12.7	12.0	11.0	
N of Valid	807	816	769	567	2959	
N of Miss	20	20	16	19	75	

Table 106: You're looking at CD's in a music store with a friend. You look up and see her slip a CD under her coat. She smiles and says 'Which one do you want? Go ahead, take it while nobody's around.' There is nobody in sight, no employees and no other customers. What would you do now?





Response	6	8	10	12	Total	
Ignore her	10.2	14.8	19.7	24.1	16.6	
Grab a CD and leave the store	2.2	7.3	12.7	8.5	7.5	
Tell her to put the CD back	63.8	42.8	35.4	32.9	44.7	
Act like it is a joke, and ask her to put the CD back	23.7	35.2	32.2	34.5	31.1	
N of Valid	810	813	766	568	2957	
N of Miss	13	24	15	18	70	

Table 107: You are visiting another part of town, and you don't know any of the people your age there. You are walking down the street, and some teenager you don't know is walking toward you. He is about your size, and as he is about to pass you, he deliberately bumps into you and you almost lose your balance. What would you say or do?





Response	6	8	10	12	Total	
Push the person back	11.5	15.9	16.1	13.6	14.3	
Say 'Excuse me' and keep on walking	54.7	42.3	43.6	52.1	47.9	
Say 'Watch where you are going' and keep on walking	29.2	29.0	26.0	20.4	26.6	
Swear at the person and walk away	4.6	12.7	14.4	13.9	11.1	
N of Valid	808	803	766	568	2945	
N of Miss	15	30	18	18	81	

Table 108: You are at a party at someone's house, and one of your friends offers you a drink containing alcohol. What would you say or do?

Response	6	8	10	12	Total	
Drink it	3.7	20.4	39.9	43.4	25.3	
Tell your friend, 'No thanks, I don't drink' and suggest that you and your friend go and do something else	52.9	38.7	25.8	20.1	35.7	
Just say, 'No thanks' and walk away	26.6	28.7	24.3	31.7	27.5	
Make up a good excuse, tell your friend you had something else to do, and leave	16.8	12.2	9.9	4.8	11.5	
N of Valid	809	809	766	567	2951	
N of Miss	18	27	15	19	79	

Table 109: It's 8:00 on a weeknight and you are about to go over to a friend's home when your mother asks you where you are going. You say 'Oh, just going to go hang out with some friends.' She says, 'No, you'll just get into trouble if you go out. Stay home tonight.' What would you do now?

Response	6	8	10	12	Total	
Leave the house anyway	3.2	5.0	7.3	6.9	5.5	
Explain what you are going to do with your friends, tell her when you will get home, and ask if you can go out	61.0	67.2	71.2	77.7	68.6	
Not say anything and start watching TV	30.0	18.7	10.5	7.4	17.5	
Get into an argument with her	5.8	9.2	10.9	8.0	8.5	
N of Valid	811	804	768	565	2948	
N of Miss	16	28	14	20	78	

Table 110: How often do you attend religious services or activities?

Response	6	8	10	12	Total	
Never	12.5	13.4	14.7	21.0	15.0	
Rarely	23.0	19.0	26.4	25.9	23.4	
1-2 Times a Month	10.6	9.1	10.3	10.9	10.2	
About Once a Week or More	53.9	58.5	48.6	42.2	51.5	
N of Valid	801	805	768	567	2941	
N of Miss	26	30	17	19	92	

Table 111: I do the opposite of what people tell me, just to get them mad.





Response	6	8	10	12	Total	
Very False	51.7	35.8	33.3	39.3	40.1	
Somewhat False	28.9	30.8	31.2	30.5	30.3	
Somewhat True	17.5	29.2	31.1	26.9	26.1	
Very True	1.9	4.2	4.4	3.3	3.5	
N of Valid	804	808	769	568	2949	
N of Miss	23	29	14	18	84	

Table 112: I like to see how much I can get away with.





Response	6	8	10	12	Total	
Very False	60.4	42.1	29.9	32.2	42.0	
Somewhat False	21.6	25.9	27.1	28.7	25.6	
Somewhat True	14.9	23.5	30.9	30.6	24.5	
Very True	3.1	8.4	12.1	8.5	8.0	
N of Valid	800	807	768	568	2943	
N of Miss	26	30	17	18	91	

Table 113: I ignore rules that get in my way.





Response	6	8	10	12	Total	
Very False	69.3	50.4	37.7	42.1	50.6	
Somewhat False	19.0	25.7	29.4	31.7	26.0	
Somewhat True	9.1	18.0	25.6	21.0	18.1	
Very True	2.6	6.0	7.3	5.3	5.3	
N of Valid	804	806	771	568	2949	
N of Miss	22	28	14	18	82	

Table 114: I think sometimes it's okay to cheat at school.


Response	6	8	10	12	Total	
NO!	70.9	36.9	18.9	17.3	37.8	
no	22.1	40.4	35.5	34.2	32.9	
yes	6.3	20.1	37.6	39.0	24.5	
YES!	0.7	2.6	7.9	9.5	4.8	
N of Valid	810	807	771	567	2955	
N of Miss	16	30	14	19	79	

Table 115: It is important to think before you act.


Response	6	8	10	12	Total	
NO!	2.0	1.2	2.1	0.7	1.6	
no	3.2	7.4	6.7	2.8	5.2	
yes	24.5	38.9	45.9	41.4	37.3	
YES!	70.3	52.5	45.3	55.0	56.0	
N of Valid	807	802	771	567	2947	
N of Miss	20	34	14	19	87	

Table 116: Sometimes I think that life is not worth it.

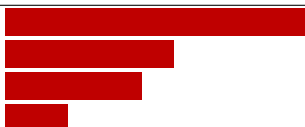
Response	6	8	10	12	Total	
NO!	56.8	46.6	38.0	46.5	47.1	
no	20.8	24.8	28.3	27.9	25.2	
yes	16.3	19.6	24.0	20.0	20.0	
YES!	6.1	8.9	9.7	5.7	7.7	
N of Valid	789	794	771	566	2920	
N of Miss	37	43	14	20	114	

Table 117: At times I think I am no good at all.

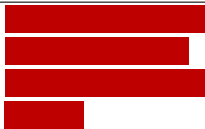
Response	6	8	10	12	Total	
NO!	32.6	29.8	25.3	35.0	30.4	
no	26.2	27.2	30.6	26.9	27.7	
yes	31.0	31.4	32.6	30.4	31.4	
YES!	10.2	11.6	11.5	7.8	10.5	
N of Valid	803	799	767	566	2935	
N of Miss	24	37	18	20	99	

Table 118: All in all, I am inclined to think that I am a failure.

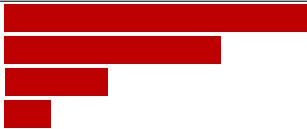
Response	6	8	10	12	Total	
NO!	55.8	45.3	41.4	47.2	47.5	
no	25.9	36.1	35.5	35.7	33.1	
yes	13.8	13.4	16.8	13.5	14.4	
YES!	4.4	5.3	6.3	3.6	5.0	
N of Valid	790	793	766	563	2912	
N of Miss	37	44	18	23	122	

Table 119: In the past year, have you felt depressed or sad MOST days, even if you felt okay sometimes?


Response	6	8	10	12	Total	
NO!	34.0	31.7	28.9	34.1	32.0	
no	24.7	27.8	29.8	31.1	28.1	
yes	26.8	25.3	29.0	24.6	26.6	
YES!	14.5	15.2	12.2	10.2	13.3	
N of Valid	798	798	768	566	2930	
N of Miss	29	39	17	20	105	

Table 120: It is all right to beat up people if they start the fight.





Response	6	8	10	12	Total	
NO!	51.6	32.5	17.4	21.6	31.7	
no	19.8	22.9	25.3	21.6	22.4	
yes	18.5	22.9	32.2	32.6	26.0	
YES!	10.1	21.8	25.1	24.1	19.9	
N of Valid	802	800	766	564	2932	
N of Miss	25	37	19	22	103	

Table 121: I think it is okay to take something without asking if you can get away with it.





Response	6	8	10	12	Total	
NO!	78.9	58.5	48.2	56.5	61.0	
no	19.4	33.3	39.9	35.9	31.7	
yes	1.3	7.1	8.8	6.4	5.8	
YES!	0.5	1.1	3.1	1.2	1.5	
N of Valid	800	800	764	563	2927	
N of Miss	26	37	21	23	107	

Table 122: Sometimes we don't know what we will do as adults, but we may have an idea. Please answer how true these statements may be for you. WHEN I AM AN ADULT I WILL: smoke cigarettes.





Response	6	8	10	12	Total	
NO!	81.8	68.0	61.2	64.2	69.3	
no	14.6	21.5	21.6	18.3	19.0	
yes	3.2	7.9	11.6	13.2	8.6	
YES!	0.4	2.5	5.7	4.3	3.1	
N of Valid	803	794	761	562	2920	
N of Miss	22	42	23	24	111	

Table 123: Sometimes we don't know what we will do as adults, but we may have an idea. Please answer how true these statements may be for you. WHEN I AM AN ADULT I WILL: drink beer, wine, or liquor.





Response	6	8	10	12	Total	
NO!	64.1	37.4	25.0	22.9	38.7	
no	19.1	25.1	19.7	15.6	20.2	
yes	15.2	30.3	40.8	44.2	31.6	
YES!	1.6	7.2	14.5	17.2	9.5	
N of Valid	803	796	760	563	2922	
N of Miss	24	40	25	23	112	

Table 124: Sometimes we don't know what we will do as adults, but we may have an idea. Please answer how true these statements may be for you. WHEN I AM AN ADULT I WILL: smoke marijuana.





Response	6	8	10	12	Total	
NO!	94.3	78.3	65.3	64.6	76.7	
no	5.0	14.9	20.3	17.4	14.1	
yes	0.7	4.5	9.4	10.7	5.9	
YES!	0.0	2.3	5.0	7.3	3.3	
N of Valid	803	792	757	562	2914	
N of Miss	24	44	27	24	119	

Table 125: Sometimes we don't know what we will do as adults, but we may have an idea. Please answer how true these statements may be for you. WHEN I AM AN ADULT I WILL: use LSD, cocaine, amphetamines or another illegal drug.





Response	6	8	10	12	Total	
NO!	95.6	88.3	87.4	87.7	90.0	
no	3.9	10.4	10.9	9.3	8.5	
yes	0.5	1.0	1.2	2.1	1.1	
YES!	0.0	0.3	0.5	0.9	0.4	
N of Valid	803	795	762	562	2922	
N of Miss	24	40	23	24	111	

Table 126: How much do you think people risk harming themselves (physically or in other ways) if they: smoked one or more packs of cigarettes per day?


Response	6	8	10	12	Total	
No risk	6.8	3.9	3.3	1.6	4.1	
Slight risk	5.3	7.7	9.4	8.2	7.6	
Moderate risk	15.7	19.5	23.3	24.7	20.4	
Great risk	72.2	69.0	64.0	65.5	67.9	
N of Valid	794	796	756	559	2905	
N of Miss	33	41	29	27	130	

Table 127: How much do you think people risk harming themselves (physically or in other ways) if they: try marijuana once or twice?


Response	6	8	10	12	Total	
No risk	7.6	15.4	28.6	35.6	20.6	
Slight risk	17.8	22.8	28.7	27.7	23.9	
Moderate risk	28.9	23.6	19.9	15.6	22.5	
Great risk	45.8	38.1	22.8	21.1	33.0	
N of Valid	793	797	753	559	2902	
N of Miss	34	40	32	27	133	

Table 128: How much do you think people risk harming themselves (physically or in other ways) if they: smoke marijuana regularly?


Response	6	8	10	12	Total	
No risk	7.0	8.6	14.2	12.1	10.3	
Slight risk	2.6	6.5	14.8	21.3	10.5	
Moderate risk	7.0	12.8	19.2	22.2	14.7	
Great risk	83.4	72.1	51.8	44.4	64.5	
N of Valid	773	789	741	554	2857	
N of Miss	47	47	43	32	169	

Table 129: How much do you think people risk harming themselves (physically or in other ways) if they: take one or two drinks of an alcoholic beverage (beer, wine, liquor) nearly every day?

Response	6	8	10	12	Total	
No risk	9.0	10.5	13.1	12.5	11.2	
Slight risk	19.8	27.5	31.5	27.1	26.3	
Moderate risk	27.9	29.0	27.9	31.5	28.9	
Great risk	43.3	33.1	27.5	28.9	33.6	
N of Valid	788	794	753	558	2893	
N of Miss	37	43	31	27	138	

Table 130: How much do you think people risk harming themselves (physically or in other ways) if they: have five or more drinks once or twice each weekend?

Response	6	8	10	12	Total	
No risk	7.2	7.4	8.8	6.4	7.5	
Slight risk	10.4	15.2	18.5	20.9	15.9	
Moderate risk	25.3	26.5	31.2	29.9	28.0	
Great risk	57.1	50.9	41.5	42.8	48.6	
N of Valid	787	796	751	559	2893	
N of Miss	39	41	33	27	140	

Table 131: Have you ever used smokeless tobacco (chew, snuff, plug, dipping tobacco, or chewing tobacco)?

Response	6	8	10	12	Total	
Never	93.2	83.6	72.7	68.2	80.4	
Once or Twice	5.0	9.9	12.5	15.0	10.2	
Once in a while but not regularly	1.4	3.4	5.1	5.9	3.8	
Regularly in the past	0.4	1.4	3.9	3.8	2.2	
Regularly now	0.0	1.8	5.9	7.2	3.4	
N of Valid	796	798	750	559	2903	
N of Miss	31	39	35	27	132	

Table 132: How often have you taken smokeless tobacco during the past 30 days?


Response	6	8	10	12	Total	
Not at all	98.4	94.5	87.7	87.8	92.5	
Once or twice	1.3	3.0	4.4	2.9	2.9	
Once or twice per week	0.3	0.6	1.5	1.4	0.9	
Three to five times per week	0.0	0.8	0.9	1.8	0.8	
About once a day	0.0	0.1	1.6	0.5	0.6	
More than once a day	0.1	1.0	3.9	5.5	2.4	
N of Valid	793	795	750	559	2897	
N of Miss	34	42	35	27	138	

Table 133: Have you ever smoked cigarettes?


Response	6	8	10	12	Total	
Never	90.9	76.1	57.8	47.8	70.0	
Once or Twice	7.2	11.8	17.6	18.1	13.2	
Once in a while but not regularly	1.1	5.3	8.6	13.3	6.5	
Regularly in the past	0.8	3.8	4.3	9.0	4.1	
Regularly now	0.0	3.0	11.8	11.8	6.2	
N of Valid	792	795	746	558	2891	
N of Miss	33	41	37	27	138	

Table 134: How frequently have you smoked cigarettes during the past 30 days?


Response	6	8	10	12	Total	
Not at all	98.5	91.8	80.3	75.6	87.6	
Less than one cigarette per day	1.0	4.3	7.4	10.2	5.3	
One to five cigarettes per day	0.3	2.4	6.1	7.2	3.7	
About one-half pack per day	0.0	0.9	3.2	5.2	2.1	
About one pack per day	0.3	0.5	1.6	1.6	0.9	
About one and one-half packs per day	0.0	0.1	0.8	0.2	0.3	
Two packs or more per day	0.0	0.0	0.5	0.0	0.1	
N of Valid	795	796	752	558	2901	
N of Miss	32	41	33	28	134	

Table 135: Which statement best describes rules about smoking inside your home?






Response	6	8	10	12	Total	
Smoking is not allowed anywhere inside your home	65.0	64.8	62.4	64.6	64.2	
Smoking is allowed in some places and at some times	7.9	7.4	8.4	10.2	8.3	
Smoking is allowed anywhere inside the home	5.1	4.4	6.0	6.6	5.4	
There are no rules about smoking inside the home	6.9	9.1	10.5	9.3	8.9	
I don't know	15.1	14.3	12.7	9.2	13.1	
N of Valid	786	789	750	557	2882	
N of Miss	40	48	35	29	152	

Table 136: Which statement best describes rules about smoking in your family cars?







Response	6	8	10	12	Total	
Smoking is never allowed in any car	55.3	52.8	48.6	52.4	52.3	
Smoking is allowed sometimes or in some cars	14.4	14.1	13.6	16.8	14.6	
Smoking is allowed in any car anytime	5.9	6.4	8.3	6.7	6.8	
There are no rules about smoking in the car	9.0	12.5	16.2	13.0	12.6	
We do not have a family car	0.4	0.5	1.3	2.7	1.1	
I don't know	15.0	13.7	12.0	8.5	12.6	
N of Valid	785	786	749	555	2875	
N of Miss	41	51	36	31	159	

Table 137: During this school year, were you taught in any of your classes about the dangers of tobacco use?






Response	6	8	10	12	Total	
Strongly agree	67.8	36.9	18.6	12.9	35.9	
Agree	23.5	34.1	37.3	34.7	32.2	
Disagree	1.4	7.6	10.6	18.0	8.7	
Strongly disagree	2.1	5.5	13.3	16.9	8.8	
I don't know	5.3	15.9	20.1	17.5	14.4	
N of Valid	776	776	742	550	2844	
N of Miss	51	61	42	35	189	

Table 138: During the past 12 months, have you participated in any community activities to discourage people your age from using cigarettes, chewing tobacco, snuff, dip or cigars?






Response	6	8	10	12	Total	
Strongly agree	23.7	21.0	10.9	9.0	16.7	
Agree	25.7	24.3	17.1	16.6	21.3	
Disagree	14.5	16.3	22.7	22.1	18.6	
Strongly disagree	12.9	17.2	27.6	30.4	21.3	
I don't know	23.3	21.1	21.8	21.9	22.0	
N of Valid	768	777	744	553	2842	
N of Miss	57	59	40	32	188	

Table 139: On how many occasions have you had alcoholic beverages (beer, wine or hard liquor) to drink in your lifetime - more than just a few sips?








Response	6	8	10	12	Total	
0	83.7	64.8	42.8	30.4	57.7	
1-2	12.1	17.9	15.1	12.1	14.5	
3-5	2.6	6.1	10.5	11.7	7.4	
6-9	0.8	4.1	8.4	8.3	5.1	
10-19	0.4	3.3	7.2	11.0	5.0	
20-39	0.1	1.8	5.4	9.2	3.7	
40+	0.3	2.0	10.6	17.4	6.7	
N of Valid	793	787	746	556	2882	
N of Miss	32	50	36	30	148	

Table 140: On how many occasions have you had beer, wine or hard liquor to drink during the past 30 days?








Response	6	8	10	12	Total	
0	98.2	89.3	71.2	65.8	82.6	
1-2	1.4	7.3	15.5	16.3	9.5	
3-5	0.3	2.2	5.1	7.6	3.4	
6-9	0.1	0.6	3.8	4.3	2.0	
10-19	0.0	0.4	2.7	3.6	1.5	
20-39	0.0	0.1	0.8	1.4	0.5	
40+	0.0	0.1	0.9	0.9	0.5	
N of Valid	796	786	746	552	2880	
N of Miss	31	51	37	32	151	

Table 141: On how many occasions have you used marijuana (grass, pot) or hashish (hash, hash oil) in your lifetime?








Response	6	8	10	12	Total	
0	99.0	90.2	73.9	64.9	83.5	
1-2	0.8	3.0	8.0	6.5	4.3	
3-5	0.1	1.2	3.4	6.2	2.4	
6-9	0.0	1.0	1.8	3.1	1.3	
10-19	0.0	1.3	2.6	2.9	1.6	
20-39	0.0	1.2	2.0	4.3	1.7	
40+	0.1	2.2	8.4	12.1	5.1	
N of Valid	790	779	739	552	2860	
N of Miss	36	58	45	34	173	

Table 142: On how many occasions have you used marijuana (grass, pot) or hashish (hash, hash oil) during the past 30 days?








Response	6	8	10	12	Total	
0	99.7	95.4	88.1	86.1	92.9	
1-2	0.1	1.0	4.3	3.8	2.2	
3-5	0.0	1.0	1.9	2.7	1.3	
6-9	0.0	0.6	1.1	0.7	0.6	
10-19	0.0	0.8	2.3	1.4	1.1	
20-39	0.0	0.5	0.4	1.6	0.6	
40+	0.1	0.6	2.0	3.6	1.4	
N of Valid	795	785	745	555	2880	
N of Miss	32	52	40	30	154	

Table 143: On how many occasions have you used LSD or other psychedelics in your lifetime?


Response	6	8	10	12	Total	
0	99.9	99.2	96.9	94.4	97.9	
1-2	0.1	0.4	1.7	2.9	1.1	
3-5	0.0	0.0	0.8	1.6	0.5	
6-9	0.0	0.3	0.4	0.4	0.2	
10-19	0.0	0.1	0.0	0.4	0.1	
20-39	0.0	0.0	0.0	0.2	0.0	
40+	0.0	0.0	0.1	0.2	0.1	
N of Valid	792	785	745	555	2877	
N of Miss	35	52	40	31	158	

Table 144: On how many occasions have you used LSD or other psychedelics during the past 30 days?


Response	6	8	10	12	Total	
0	100.0	99.7	99.2	98.6	99.4	
1-2	0.0	0.0	0.5	0.7	0.3	
3-5	0.0	0.3	0.1	0.4	0.2	
6-9	0.0	0.0	0.0	0.2	0.0	
10-19	0.0	0.0	0.0	0.0	0.0	
20-39	0.0	0.0	0.0	0.2	0.0	
40+	0.0	0.0	0.1	0.0	0.0	
N of Valid	792	786	748	556	2882	
N of Miss	35	51	37	30	153	

Table 145: On how many occasions have you used cocaine or crack in your lifetime?


Response	6	8	10	12	Total	
0	99.5	99.4	98.8	96.4	98.7	
1-2	0.5	0.4	0.8	2.3	0.9	
3-5	0.0	0.1	0.0	0.4	0.1	
6-9	0.0	0.0	0.1	0.5	0.1	
10-19	0.0	0.0	0.1	0.2	0.1	
20-39	0.0	0.1	0.0	0.2	0.1	
40+	0.0	0.0	0.1	0.0	0.0	
N of Valid	795	784	747	558	2884	
N of Miss	32	53	38	28	151	

Table 146: On how many occasions have you used cocaine or crack during the past 30 days?




Response	6	8	10	12	Total	
0	99.9	99.6	99.6	99.1	99.6	
1-2	0.1	0.1	0.1	0.5	0.2	
3-5	0.0	0.3	0.3	0.2	0.2	
6-9	0.0	0.0	0.0	0.2	0.0	
10-19	0.0	0.0	0.0	0.0	0.0	
20-39	0.0	0.0	0.0	0.0	0.0	
40+	0.0	0.0	0.0	0.0	0.0	
N of Valid	792	783	745	556	2876	
N of Miss	35	54	40	30	159	

Table 147: On how many occasions have you sniffed glue, breathed the contents of an aerosol spray can, or inhaled other gases or sprays, in order to get high in your lifetime?








Response	6	8	10	12	Total	
0	91.7	87.4	87.3	89.0	88.9	
1-2	5.8	9.0	6.3	4.5	6.6	
3-5	0.8	2.0	2.7	3.2	2.1	
6-9	0.8	0.8	1.3	1.3	1.0	
10-19	0.4	0.4	1.1	1.4	0.8	
20-39	0.1	0.3	0.7	0.2	0.3	
40+	0.5	0.1	0.7	0.4	0.4	
N of Valid	793	786	746	556	2881	
N of Miss	34	51	39	30	154	

Table 148: On how many occasions have you sniffed glue, breathed the contents of an aerosol spray can, or inhaled other gases or sprays, in order to get high during the past 30 days?






Response	6	8	10	12	Total	
0	96.7	97.4	96.0	97.5	96.9	
1-2	2.5	1.9	3.1	1.6	2.3	
3-5	0.3	0.3	0.8	0.5	0.5	
6-9	0.3	0.4	0.0	0.4	0.2	
10-19	0.3	0.0	0.1	0.0	0.1	
20-39	0.0	0.0	0.0	0.0	0.0	
40+	0.0	0.0	0.0	0.0	0.0	
N of Valid	793	783	747	558	2881	
N of Miss	34	53	38	28	153	

Table 149: On how many occasions have you used phenoxydine (pox, px, breeze) in your lifetime?


Response	6	8	10	12	Total	
0	100.0	100.0	100.0	100.0	100.0	
1-2	0.0	0.0	0.0	0.0	0.0	
3-5	0.0	0.0	0.0	0.0	0.0	
6-9	0.0	0.0	0.0	0.0	0.0	
10-19	0.0	0.0	0.0	0.0	0.0	
20-39	0.0	0.0	0.0	0.0	0.0	
40+	0.0	0.0	0.0	0.0	0.0	
N of Valid	791	785	747	557	2880	
N of Miss	36	52	38	28	154	

Table 150: On how many occasions have you used phenoxydine (pox, px, breeze) during the past 30 days?


Response	6	8	10	12	Total	
0	100.0	100.0	100.0	100.0	100.0	
1-2	0.0	0.0	0.0	0.0	0.0	
3-5	0.0	0.0	0.0	0.0	0.0	
6-9	0.0	0.0	0.0	0.0	0.0	
10-19	0.0	0.0	0.0	0.0	0.0	
20-39	0.0	0.0	0.0	0.0	0.0	
40+	0.0	0.0	0.0	0.0	0.0	
N of Valid	792	784	745	556	2877	
N of Miss	35	52	40	30	157	

Table 151: On how many occasions have you used sedatives (tranquilizers, such as Valium or Xanax, barbiturates, or sleeping pills) without a doctor telling you to take them, in your lifetime?








Response	6	8	10	12	Total	
0	95.1	90.9	82.0	83.1	88.2	
1-2	3.3	3.6	7.5	2.9	4.4	
3-5	0.6	2.2	4.7	3.9	2.7	
6-9	0.4	1.4	1.5	2.9	1.4	
10-19	0.3	1.0	1.3	2.5	1.2	
20-39	0.3	0.1	0.9	2.2	0.8	
40+	0.1	0.8	2.0	2.5	1.3	
N of Valid	792	783	744	557	2876	
N of Miss	35	53	41	29	158	

Table 152: On how many occasions have you used sedatives (tranquilizers, such as Valium or Xanax, barbiturates, or sleeping pills) without a doctor telling you to take them, during the past 30 days?








Response	6	8	10	12	Total	
0	98.6	95.9	92.0	91.9	94.9	
1-2	0.9	2.0	4.2	3.6	2.6	
3-5	0.3	1.1	2.4	1.6	1.3	
6-9	0.0	0.8	0.9	1.4	0.7	
10-19	0.1	0.0	0.1	1.1	0.3	
20-39	0.1	0.0	0.3	0.2	0.1	
40+	0.0	0.1	0.1	0.2	0.1	
N of Valid	791	786	746	556	2879	
N of Miss	36	51	39	30	156	

Table 153: On how many occasions have you used methamphetamines (meth, speed, crank, crystal meth) in your lifetime?







Response	6	8	10	12	Total	
0	99.6	98.9	97.7	98.0	98.6	
1-2	0.1	0.5	0.7	0.5	0.5	
3-5	0.0	0.3	1.1	0.0	0.3	
6-9	0.1	0.1	0.0	0.4	0.1	
10-19	0.0	0.3	0.3	0.5	0.2	
20-39	0.0	0.0	0.0	0.2	0.0	
40+	0.1	0.0	0.3	0.4	0.2	
N of Valid	792	786	746	557	2881	
N of Miss	35	50	39	29	153	

Table 154: On how many occasions have you used methamphetamines (meth, speed, crank, crystal meth) in the past 30 days?


Response	6	8	10	12	Total	
0	99.9	99.5	99.2	99.3	99.5	
1-2	0.1	0.4	0.4	0.4	0.3	
3-5	0.0	0.0	0.1	0.4	0.1	
6-9	0.0	0.1	0.3	0.0	0.1	
10-19	0.0	0.0	0.0	0.0	0.0	
20-39	0.0	0.0	0.0	0.0	0.0	
40+	0.0	0.0	0.0	0.0	0.0	
N of Valid	793	785	745	557	2880	
N of Miss	34	52	39	29	154	

Table 155: On how many occasions have you used stimulants, other than Methamphetamines (such as amphetamines, Ritalin or Dexedrine) without a doctor telling you to take them, in your lifetime?


Response	6	8	10	12	Total	
0	99.5	97.8	95.7	93.2	96.8	
1-2	0.1	1.4	2.0	2.5	1.4	
3-5	0.1	0.5	0.7	1.3	0.6	
6-9	0.3	0.0	0.5	0.5	0.3	
10-19	0.0	0.1	0.1	1.4	0.3	
20-39	0.0	0.0	0.5	0.4	0.2	
40+	0.0	0.1	0.4	0.7	0.3	
N of Valid	785	787	747	555	2874	
N of Miss	42	50	38	31	161	

Table 156: On how many occasions have you used stimulants, other than Methamphetamines (such as amphetamines, Ritalin or Dexedrine) without a doctor telling you to take them, during the past 30 days?


Response	6	8	10	12	Total	
0	99.9	99.5	98.5	98.9	99.2	
1-2	0.1	0.5	0.8	0.5	0.5	
3-5	0.0	0.0	0.4	0.5	0.2	
6-9	0.0	0.0	0.3	0.0	0.1	
10-19	0.0	0.0	0.0	0.0	0.0	
20-39	0.0	0.0	0.0	0.0	0.0	
40+	0.0	0.0	0.0	0.0	0.0	
N of Valid	790	785	745	557	2877	
N of Miss	37	52	39	29	157	

Table 157: On how many occasions have you used heroin or other opiates in your lifetime?


Response	6	8	10	12	Total	
0	99.9	98.9	98.5	97.8	98.9	
1-2	0.1	1.0	0.7	0.9	0.7	
3-5	0.0	0.1	0.3	0.5	0.2	
6-9	0.0	0.0	0.3	0.4	0.1	
10-19	0.0	0.0	0.0	0.2	0.0	
20-39	0.0	0.0	0.1	0.0	0.0	
40+	0.0	0.0	0.1	0.2	0.1	
N of Valid	789	784	745	557	2875	
N of Miss	38	53	40	29	160	

Table 158: On how many occasions have you used heroin or other opiates during the past 30 days?


Response	6	8	10	12	Total	
0	99.9	99.9	99.6	99.3	99.7	
1-2	0.0	0.1	0.1	0.5	0.2	
3-5	0.1	0.0	0.3	0.0	0.1	
6-9	0.0	0.0	0.0	0.2	0.0	
10-19	0.0	0.0	0.0	0.0	0.0	
20-39	0.0	0.0	0.0	0.0	0.0	
40+	0.0	0.0	0.0	0.0	0.0	
N of Valid	788	784	743	557	2872	
N of Miss	39	53	41	29	162	

Table 159: On how many occasions have you used MDMA ('X', 'E', or ecstasy) in your lifetime?


Response	6	8	10	12	Total	
0	99.7	98.3	97.4	95.2	97.9	
1-2	0.1	1.3	1.5	2.7	1.3	
3-5	0.0	0.1	0.4	1.1	0.3	
6-9	0.1	0.1	0.4	0.4	0.2	
10-19	0.0	0.1	0.1	0.5	0.2	
20-39	0.0	0.0	0.0	0.2	0.0	
40+	0.0	0.0	0.1	0.0	0.0	
N of Valid	779	782	743	558	2862	
N of Miss	48	54	42	28	172	

Table 160: On how many occasions have you used MDMA ('X', 'E', or ecstasy) during the past 30 days?


Response	6	8	10	12	Total	
0	99.6	99.5	98.8	100.0	99.4	
1-2	0.4	0.5	0.8	0.0	0.5	
3-5	0.0	0.0	0.1	0.0	0.0	
6-9	0.0	0.0	0.1	0.0	0.0	
10-19	0.0	0.0	0.1	0.0	0.0	
20-39	0.0	0.0	0.0	0.0	0.0	
40+	0.0	0.0	0.0	0.0	0.0	
N of Valid	778	780	743	555	2856	
N of Miss	49	56	42	31	178	

Table 161: On how many occasions have you taken prescription drugs (such as Valium, Xanax, Ritalin, Adderall, OxyContin, Darvocet, or sleeping pills) on your own-that is, without a doctor telling you to take them in your lifetime?








Response	6	8	10	12	Total	
0	96.2	89.5	80.9	81.1	87.5	
1-2	2.5	4.9	7.3	4.5	4.8	
3-5	0.3	2.2	4.9	3.6	2.6	
6-9	0.3	1.3	3.1	3.6	1.9	
10-19	0.5	1.0	0.8	1.6	0.9	
20-39	0.0	0.4	0.8	1.4	0.6	
40+	0.3	0.8	2.3	4.1	1.7	
N of Valid	785	783	742	556	2866	
N of Miss	42	54	42	30	168	

Table 162: On how many occasions have you taken prescription drugs (such as Valium, Xanax, Ritalin, Adderall, OxyContin, Darvocet, or sleeping pills) on your own-that is, without a doctor telling you to take them during the past 30 days?








Response	6	8	10	12	Total	
0	99.1	95.9	92.0	93.0	95.2	
1-2	0.9	1.9	4.9	3.6	2.7	
3-5	0.0	0.8	1.5	1.6	0.9	
6-9	0.0	0.6	1.1	0.7	0.6	
10-19	0.0	0.1	0.5	0.5	0.3	
20-39	0.0	0.4	0.0	0.4	0.2	
40+	0.0	0.3	0.0	0.2	0.1	
N of Valid	786	785	742	556	2869	
N of Miss	41	52	42	30	165	

Table 163: On how many occasions have you taken non-prescription medicines such as diet pills (for example, Dietac, Dexatrim or Prolamine), stay-awake pills (for example No-Doz, Vivarin, or Wake), or cough or cold medicines (robos, DXM, etc.) to get high in your lifetime?








Response	6	8	10	12	Total	
0	97.0	95.8	90.7	91.0	93.9	
1-2	1.6	1.7	3.6	3.1	2.4	
3-5	0.8	1.3	2.4	2.2	1.6	
6-9	0.1	0.5	1.5	1.3	0.8	
10-19	0.3	0.4	0.5	2.0	0.7	
20-39	0.1	0.1	0.4	0.0	0.2	
40+	0.1	0.3	0.8	0.5	0.4	
N of Valid	789	782	744	554	2869	
N of Miss	38	55	41	32	166	

Table 164: On how many occasions have you taken non-prescription medicines such as diet pills (for example, Dietac, Dexatrim or Prolamine), stay-awake pills (for example No-Doz, Vivarin, or Wake), or cough or cold medicines (robos, DXM, etc.) to get high during the past 30 days?







Response	6	8	10	12	Total	
0	99.4	98.7	96.1	98.0	98.1	
1-2	0.6	0.8	2.6	1.3	1.3	
3-5	0.0	0.3	0.7	0.4	0.3	
6-9	0.0	0.1	0.3	0.2	0.1	
10-19	0.0	0.1	0.3	0.0	0.1	
20-39	0.0	0.0	0.1	0.2	0.1	
40+	0.0	0.0	0.0	0.0	0.0	
N of Valid	787	780	745	555	2867	
N of Miss	40	56	40	31	167	

Table 165: On how many occasions have you been drunk or very high from drinking alcoholic beverages during the past 30 days?








Response	6	8	10	12	Total	
0	99.1	94.1	82.1	74.5	88.6	
1-2	0.5	3.7	9.1	12.9	6.0	
3-5	0.3	1.0	3.8	5.8	2.5	
6-9	0.1	0.1	3.2	3.3	1.5	
10-19	0.0	0.4	0.9	1.8	0.7	
20-39	0.0	0.5	0.4	1.1	0.5	
40+	0.0	0.1	0.4	0.5	0.2	
N of Valid	788	781	739	549	2857	
N of Miss	39	55	45	36	175	

Table 166: On how many occasions have you drunk flavored alcoholic beverages, sometimes called 'alcopops' (like Mike's Hard Lemonade, Smirnoff Ice, Bacardi Breezers, etc.) in your lifetime?








Response	6	8	10	12	Total	
0	93.1	76.4	54.9	44.1	69.2	
1-2	4.7	11.2	13.0	13.0	10.2	
3-5	1.4	4.9	10.1	13.0	6.9	
6-9	0.3	2.8	8.2	6.7	4.3	
10-19	0.1	2.4	4.2	10.3	3.8	
20-39	0.0	0.9	3.5	4.9	2.1	
40+	0.4	1.3	6.1	8.1	3.6	
N of Valid	787	777	741	555	2860	
N of Miss	40	59	44	31	174	

Table 167: On how many occasions have you drunk flavored alcoholic beverages, sometimes called 'alcopops' (like Mike's Hard Lemonade, Smirnoff Ice, Bacardi Breezers, etc.) during the past 30 days?


Response	6	8	10	12	Total	
0	98.9	92.7	81.3	80.0	89.0	
1-2	0.6	5.5	10.7	11.9	6.8	
3-5	0.3	1.0	3.8	4.7	2.2	
6-9	0.3	0.5	2.3	1.4	1.1	
10-19	0.0	0.1	1.3	1.6	0.7	
20-39	0.0	0.1	0.1	0.2	0.1	
40+	0.0	0.0	0.4	0.2	0.1	
N of Valid	787	780	745	555	2867	
N of Miss	40	57	39	30	166	

Table 168: Think back over the last two weeks. How many times have you had five or more alcoholic drinks in a row?


Response	6	8	10	12	Total	
None	99.2	94.7	82.5	78.5	89.6	
Once	0.4	2.7	6.9	8.7	4.3	
Twice	0.3	1.2	4.6	6.0	2.7	
3-5 times	0.0	0.8	3.2	4.3	1.9	
6-9 times	0.0	0.1	1.1	1.3	0.6	
10 or more times	0.1	0.5	1.8	1.3	0.9	
N of Valid	784	777	741	554	2856	
N of Miss	42	60	43	32	177	

Table 169: During the past 30 days, how many times did you ride in a car or other vehicle driven by someone who had been drinking alcohol?


Response	6	8	10	12	Total	
0 times	88.3	83.7	81.8	84.5	84.6	
1 time	6.9	7.4	9.6	5.4	7.4	
2 or 3 times	3.1	4.9	5.1	6.9	4.8	
4 or 5 times	0.1	1.4	2.2	1.8	1.3	
6 or more times	1.5	2.6	1.4	1.4	1.8	
N of Valid	779	773	740	554	2846	
N of Miss	48	64	44	32	188	

Table 170: During the past 30 days, how many times did you drive a car or other vehicle when you had been drinking alcohol?







Response	6	8	10	12	Total	
I did not drive a car in the past 30 days	51.7	53.3	32.0	17.0	40.1	
0 times	47.6	44.9	63.2	77.2	56.8	
1 time	0.4	0.8	2.9	2.9	1.7	
2 or 3 times	0.3	0.9	1.5	2.0	1.1	
4 or 5 times	0.0	0.1	0.4	0.0	0.1	
6 or more times	0.0	0.0	0.0	0.9	0.2	
N of Valid	748	751	728	553	2780	
N of Miss	52	66	46	32	196	

Table 171: If you drank alcohol (not just a sip or taste) in the past year, how did you usually get it?













Response	6	8	10	12	Total	
I did not drink alcohol in the past year	92.1	77.0	50.5	40.9	67.3	
I bought it myself with a fake ID	0.0	0.4	0.0	0.9	0.3	
I bought it myself without a fake ID	0.0	0.0	0.3	0.6	0.2	
I got it from someone I know age 21 or older	1.3	4.6	16.9	28.5	11.5	
I got it from someone I know under age 21	0.5	2.8	5.7	7.6	3.9	
I got it from my brother or sister	0.3	0.7	3.1	1.1	1.3	
I got it from home with my parents' permission	1.1	3.6	6.7	5.4	4.0	
I got it from home without my parents' permission	0.7	4.5	3.6	1.7	2.7	
I got it from another relative	0.7	1.5	3.3	1.7	1.8	
A stranger bought it for me	0.0	0.1	0.7	0.4	0.3	
I took it from a store or shop	0.0	0.1	0.1	0.4	0.1	
Other	3.4	4.8	9.1	10.9	6.7	
N of Valid	760	756	717	540	2773	
N of Miss	65	78	52	36	231	

Table 172: If you drank alcohol (not just a sip or taste) in the past year, where did you usually drink it?











Response	6	8	10	12	Total	
I did not drink alcohol in the past year	93.8	78.5	52.9	41.4	68.9	
at my home	3.0	8.7	15.7	12.5	9.7	
at someone else's home	1.7	9.3	24.5	38.1	16.7	
at an open area like a park, beach, field, back road, woods, or a street corner	1.1	1.3	5.1	5.4	3.0	
at a sporting event or concert	0.1	0.9	0.1	0.2	0.4	
at a restaurant, bar, or a nightclub	0.1	0.4	0.1	0.6	0.3	
at an empty building or a construction site	0.0	0.0	0.3	0.2	0.1	
at a hotel/motel	0.1	0.7	0.6	0.6	0.5	
in a car	0.0	0.1	0.6	0.7	0.3	
at school	0.0	0.0	0.1	0.4	0.1	
N of Valid	760	750	709	536	2755	
N of Miss	67	81	59	38	245	

Table 173: During the last month, about how many marijuana cigarettes, or the equivalent, did you smoke a day, on the average?








Response	6	8	10	12	Total	
None	99.0	94.2	86.6	84.5	91.7	
Less than 1 a day	0.5	1.2	6.1	5.1	3.0	
1 a day	0.3	1.0	1.4	1.6	1.0	
2-3 a day	0.1	1.2	2.6	4.2	1.8	
4-6 a day	0.0	1.4	1.4	2.9	1.3	
7-10 a day	0.0	0.1	1.1	0.9	0.5	
11 or more a day	0.1	0.8	0.8	0.7	0.6	
N of Valid	776	763	734	550	2823	
N of Miss	50	74	51	36	211	

Table 174: How wrong would most adults (over 21) in your neighborhood think it is for kids your age: to use marijuana?





Response	6	8	10	12	Total	
Very wrong	92.0	79.4	66.9	63.6	76.5	
Wrong	6.4	11.9	18.5	21.2	14.0	
A little bit wrong	1.0	6.0	9.6	9.0	6.2	
Not wrong at all	0.5	2.7	4.9	6.2	3.4	
N of Valid	764	754	728	546	2792	
N of Miss	63	81	56	39	239	

Table 175: How wrong would most adults (over 21) in your neighborhood think it is for kids your age: to drink alcohol?





Response	6	8	10	12	Total	
Very wrong	80.2	62.5	46.3	40.5	58.8	
Wrong	12.4	21.0	26.0	28.0	21.3	
A little bit wrong	5.5	10.6	19.4	23.6	14.1	
Not wrong at all	2.0	6.0	8.4	7.9	5.9	
N of Valid	761	754	728	546	2789	
N of Miss	64	83	57	40	244	

Table 176: How wrong would most adults (over 21) in your neighborhood think it is for kids your age: to smoke cigarettes?





Response	6	8	10	12	Total	
Very wrong	81.8	64.8	49.7	37.8	60.2	
Wrong	10.8	18.5	24.5	26.2	19.5	
A little bit wrong	5.4	11.0	16.3	22.0	13.0	
Not wrong at all	2.0	5.7	9.5	13.9	7.3	
N of Valid	760	755	728	545	2788	
N of Miss	64	82	56	41	243	

Table 177: How much do each of the following statements describe your neighborhood? crime and/or drug selling

Response	6	8	10	12	Total	
NO!	81.3	72.3	64.4	65.9	71.4	
no	12.8	18.7	23.0	21.4	18.7	
yes	4.6	6.8	10.0	9.2	7.5	
YES!	1.4	2.3	2.6	3.5	2.4	
N of Valid	768	750	727	546	2791	
N of Miss	59	87	57	40	243	

Table 178: How much do each of the following statements describe your neighborhood? fights

Response	6	8	10	12	Total	
NO!	68.1	59.8	60.0	60.7	62.3	
no	18.5	24.2	24.9	26.0	23.2	
yes	10.6	11.7	11.2	10.8	11.1	
YES!	2.7	4.3	3.9	2.6	3.4	
N of Valid	766	749	722	547	2784	
N of Miss	60	88	59	39	246	

Table 179: How much do each of the following statements describe your neighborhood? lots of empty or abandoned buildings

Response	6	8	10	12	Total	
NO!	70.9	63.9	64.0	66.5	66.4	
no	20.7	26.1	25.0	24.0	23.9	
yes	6.6	7.2	9.1	7.0	7.5	
YES!	1.7	2.8	1.8	2.6	2.2	
N of Valid	767	751	723	546	2787	
N of Miss	60	86	61	40	247	

Table 180: How much do each of the following statements describe your neighborhood? lots of graffiti





Response	6	8	10	12	Total	
NO!	81.9	75.2	73.7	78.9	77.4	
no	13.4	22.4	21.9	17.6	18.9	
yes	3.3	1.6	2.9	2.0	2.5	
YES!	1.3	0.8	1.5	1.5	1.3	
N of Valid	753	751	726	546	2776	
N of Miss	74	86	58	40	258	

Table 181: If I had to move, I would miss the neighborhood I now live in.





Response	6	8	10	12	Total	
NO!	10.9	14.2	14.5	11.9	12.9	
no	11.4	16.4	21.3	18.3	16.7	
yes	26.8	28.6	32.8	40.2	31.5	
YES!	50.9	40.8	31.4	29.5	38.9	
N of Valid	764	748	726	545	2783	
N of Miss	63	89	59	41	252	

Table 182: My neighbors notice when I am doing a good job and let me know about it.





Response	6	8	10	12	Total	
NO!	28.6	32.5	35.3	35.4	32.7	
no	32.8	36.1	39.7	41.5	37.2	
yes	23.9	21.8	19.4	16.9	20.8	
YES!	14.7	9.5	5.5	6.3	9.3	
N of Valid	753	747	725	540	2765	
N of Miss	73	90	60	46	269	

Table 183: I like my neighborhood.

Response	6	8	10	12	Total	
NO!	7.1	11.8	13.5	9.2	10.5	
no	8.1	13.1	14.6	11.8	11.9	
yes	30.8	41.0	45.9	51.9	41.6	
YES!	54.0	34.1	26.0	27.0	36.0	
N of Valid	757	739	724	541	2761	
N of Miss	70	97	61	44	272	

Table 184: There are lots of adults in my neighborhood I could talk to about something important.

Response	6	8	10	12	Total	
NO!	19.7	25.0	29.0	27.8	25.1	
no	27.6	30.1	33.1	34.4	31.1	
yes	25.8	26.0	26.1	26.9	26.2	
YES!	26.9	18.9	11.8	10.9	17.6	
N of Valid	751	745	721	543	2760	
N of Miss	76	91	64	43	274	

Table 185: I'd like to get out of my neighborhood.

Response	6	8	10	12	Total	
NO!	57.7	40.3	30.5	26.9	39.8	
no	26.0	33.8	38.0	43.9	34.8	
yes	9.3	15.3	19.9	19.7	15.8	
YES!	6.9	10.6	11.6	9.4	9.6	
N of Valid	749	745	724	542	2760	
N of Miss	77	91	60	44	272	

Table 186: There are people in my neighborhood who are proud of me when I do something well.

Response	6	8	10	12	Total	
NO!	18.3	23.6	24.4	23.5	22.4	
no	23.5	29.2	33.1	32.3	29.3	
yes	32.5	32.3	32.2	35.1	32.9	
YES!	25.7	14.9	10.3	9.1	15.5	
N of Valid	742	746	721	541	2750	
N of Miss	85	91	64	45	285	

Table 187: There are people in my neighborhood who encourage me to do my best.

Response	6	8	10	12	Total	
NO!	15.3	23.1	25.0	24.1	21.7	
no	22.4	26.1	29.5	32.6	27.3	
yes	30.9	31.5	33.4	32.2	32.0	
YES!	31.3	19.3	12.1	11.1	19.0	
N of Valid	744	746	721	540	2751	
N of Miss	83	91	62	46	282	

Table 188: I feel safe in my neighborhood.

Response	6	8	10	12	Total	
NO!	7.2	7.5	7.5	4.3	6.8	
no	11.5	11.3	11.4	7.6	10.7	
yes	31.6	41.6	46.2	46.3	41.0	
YES!	49.7	39.5	34.9	41.9	41.5	
N of Valid	747	742	719	540	2748	
N of Miss	79	95	63	46	283	

Table 189: Which of the following activities for people your age are available in your community? sports teams?



Response	6	8	10	12	Total	
No	9.1	8.9	10.4	8.9	9.3	
Yes	90.9	91.1	89.6	91.1	90.7	
N of Valid	749	750	722	541	2762	
N of Miss	78	87	63	45	273	

Table 190: Which of the following activities for people your age are available in your community? scouting?



Response	6	8	10	12	Total	
No	28.2	34.9	40.6	35.0	34.6	
Yes	71.8	65.1	59.4	65.0	65.4	
N of Valid	734	737	715	531	2717	
N of Miss	93	100	70	55	318	

Table 191: Which of the following activities for people your age are available in your community? boys and girls clubs?



Response	6	8	10	12	Total	
No	41.7	41.7	44.6	42.9	42.7	
Yes	58.3	58.3	55.4	57.1	57.3	
N of Valid	729	737	713	531	2710	
N of Miss	97	100	72	55	324	

Table 192: Which of the following activities for people your age are available in your community? 4-H clubs?



Response	6	8	10	12	Total	
No	37.8	27.9	29.9	26.6	30.7	
Yes	62.2	72.1	70.1	73.4	69.3	
N of Valid	690	743	712	533	2678	
N of Miss	137	93	73	53	356	

Table 193: Which of the following activities for people your age are available in your community? service clubs?



Response	6	8	10	12	Total	
No	44.1	36.6	34.1	27.9	36.2	
Yes	55.9	63.4	65.9	72.1	63.8	
N of Valid	706	734	712	530	2682	
N of Miss	121	103	73	56	353	

Table 194: If a kid smoked marijuana in your neighborhood would he or she be caught by the police?





Response	6	8	10	12	Total	
NO!	12.3	17.9	24.5	22.9	19.1	
no	23.0	37.7	50.6	50.4	39.6	
yes	32.5	23.4	17.7	18.6	23.4	
YES!	32.2	21.0	7.2	8.1	17.9	
N of Valid	742	743	722	542	2749	
N of Miss	83	94	63	44	284	

Table 195: If a kid drank some beer, wine or hard liquor (for example, vodka, whiskey, or gin) in your neighborhood would he or she be caught by the police?





Response	6	8	10	12	Total	
NO!	14.1	21.6	29.9	28.3	23.1	
no	29.3	44.7	52.4	54.3	44.5	
yes	30.3	18.6	12.4	11.1	18.7	
YES!	26.2	15.1	5.3	6.3	13.8	
N of Valid	743	741	723	541	2748	
N of Miss	83	96	62	45	286	

Table 196: If a kid carried a handgun in your neighborhood would he or she be caught by the police?





Response	6	8	10	12	Total	
NO!	12.5	16.6	20.8	19.8	17.2	
no	22.5	29.5	37.4	36.4	31.1	
yes	29.1	29.5	27.5	28.8	28.7	
YES!	35.9	24.4	14.3	15.0	23.0	
N of Valid	743	742	721	541	2747	
N of Miss	83	95	63	45	286	

Table 197: If you wanted to get some cigarettes, how easy would it be for you to get some?





Response	6	8	10	12	Total	
Very hard	71.4	46.3	21.6	10.8	39.5	
Sort of hard	12.2	13.5	12.3	5.7	11.3	
Sort of easy	8.6	18.8	26.5	19.8	18.3	
Very easy	7.8	21.4	39.6	63.7	30.9	
N of Valid	735	749	722	546	2752	
N of Miss	92	87	62	40	281	

Table 198: If you wanted to get some beer, wine or hard liquor (for example, vodka, whiskey, or gin), how easy would it be for you to get some?





Response	6	8	10	12	Total	
Very hard	69.7	41.4	21.2	12.9	38.0	
Sort of hard	12.6	18.9	14.9	10.7	14.5	
Sort of easy	10.3	18.9	28.9	33.5	22.1	
Very easy	7.4	20.9	35.0	43.0	25.4	
N of Valid	730	748	723	544	2745	
N of Miss	97	88	62	41	288	

Table 199: If you wanted to get a drug like cocaine, LSD, or amphetamines, how easy would it be for you to get some?





Response	6	8	10	12	Total	
Very hard	93.7	81.9	62.5	51.4	73.9	
Sort of hard	3.9	10.2	20.8	27.4	14.7	
Sort of easy	1.1	4.4	10.2	12.3	6.6	
Very easy	1.4	3.5	6.5	8.8	4.8	
N of Valid	727	747	722	543	2739	
N of Miss	98	89	63	43	293	

Table 200: If you wanted to get a handgun, how easy would it be for you to get one?





Response	6	8	10	12	Total	
Very hard	66.5	56.3	44.8	41.4	53.0	
Sort of hard	14.2	16.5	18.9	18.8	17.0	
Sort of easy	9.4	11.7	15.5	16.2	13.0	
Very easy	9.9	15.5	20.8	23.6	17.0	
N of Valid	725	746	721	543	2735	
N of Miss	101	90	63	43	297	

Table 201: If you wanted to get some marijuana, how easy would it be for you to get some?





Response	6	8	10	12	Total	
Very hard	90.3	67.9	35.6	21.5	56.1	
Sort of hard	4.7	10.4	10.8	13.1	9.5	
Sort of easy	3.0	8.8	21.1	21.1	13.0	
Very easy	2.1	12.9	32.5	44.3	21.4	
N of Valid	729	747	721	544	2741	
N of Miss	98	90	64	42	294	

Table 202: During the past 12 months, have you participated in any alcohol prevention programs or seen any alcohol prevention messages in your school or community? Yes, a school-based program focused on preventing underage drinking and/or drinking and driving.



Response	6	8	10	12	Total	
No	46.2	63.6	76.9	80.2	65.5	
Yes	53.8	36.4	23.1	19.8	34.5	
N of Valid	827	837	785	586	3035	
N of Miss	0	0	0	0	0	

Table 203: During the past 12 months, have you participated in any alcohol prevention programs or seen any alcohol prevention messages in your school or community? Yes, a community-based program focused on preventing underage drinking and/or drinking and driving (for example, through your church or temple or through youth groups like Boys and Girls Club or 4-H).



Response	6	8	10	12	Total	
No	85.1	84.9	93.5	95.6	89.3	
Yes	14.9	15.1	6.5	4.4	10.7	
N of Valid	827	837	785	586	3035	
N of Miss	0	0	0	0	0	

Table 204: During the past 12 months, have you participated in any alcohol prevention programs or seen any alcohol prevention messages in your school or community? Yes, a media campaign addressing underage drinking and/or drinking and driving (for example, newspaper ads, posters, pamphlets, radio, TV).



Response	6	8	10	12	Total	
No	86.3	87.6	89.0	87.9	87.7	
Yes	13.7	12.4	11.0	12.1	12.3	
N of Valid	827	837	785	586	3035	
N of Miss	0	0	0	0	0	

Table 205: During the past 12 months, have you participated in any alcohol prevention programs or seen any alcohol prevention messages in your school or community? No



Response	6	8	10	12	Total	
No	69.4	56.8	39.1	35.8	51.6	
Yes	30.6	43.2	60.9	64.2	48.4	
N of Valid	827	837	785	586	3035	
N of Miss	0	0	0	0	0	

Table 206: How wrong do your parents feel it would be for YOU to: drink beer, wine or hard liquor (for example, vodka, whiskey or gin) regularly?

Response	6	8	10	12	Total	
Very wrong	88.1	75.8	61.2	49.5	70.1	
Wrong	9.0	15.6	18.9	24.7	16.5	
A little bit wrong	2.3	6.8	14.2	21.2	10.4	
Not wrong at all	0.5	1.7	5.7	4.6	3.0	
N of Valid	733	745	716	543	2737	
N of Miss	94	90	69	43	296	

Table 207: How wrong do your parents feel it would be for YOU to: smoke cigarettes?

Response	6	8	10	12	Total	
Very wrong	91.7	83.4	69.7	60.6	77.5	
Wrong	5.7	11.1	18.6	22.5	13.9	
A little bit wrong	2.1	3.8	7.4	10.9	5.7	
Not wrong at all	0.5	1.7	4.3	6.1	3.0	
N of Valid	731	745	715	543	2734	
N of Miss	94	91	68	43	296	

Table 208: How wrong do your parents feel it would be for YOU to: smoke marijuana?

Response	6	8	10	12	Total	
Very wrong	97.3	90.6	81.4	74.2	86.7	
Wrong	2.3	5.1	8.8	11.3	6.6	
A little bit wrong	0.3	2.3	5.5	9.5	4.0	
Not wrong at all	0.1	2.0	4.3	5.0	2.7	
N of Valid	729	743	714	538	2724	
N of Miss	98	93	71	48	310	

Table 209: How wrong do your parents feel it would be for YOU to: steal something worth more than \$5?





Response	6	8	10	12	Total	
Very wrong	87.8	86.5	81.7	81.6	84.6	
Wrong	9.7	9.7	12.6	15.3	11.6	
A little bit wrong	2.2	3.1	4.1	1.8	2.9	
Not wrong at all	0.3	0.7	1.7	1.3	1.0	
N of Valid	731	742	715	544	2732	
N of Miss	96	93	68	42	299	

Table 210: How wrong do your parents feel it would be for YOU to: draw graffiti, write things, or draw pictures on buildings or other property (without the owner's permission)?





Response	6	8	10	12	Total	
Very wrong	91.7	83.6	79.2	75.5	83.0	
Wrong	4.9	11.9	13.1	19.0	11.7	
A little bit wrong	1.8	2.6	5.9	3.7	3.4	
Not wrong at all	1.6	1.9	1.8	1.8	1.8	
N of Valid	733	740	716	543	2732	
N of Miss	93	96	69	43	301	

Table 211: How wrong do your parents feel it would be for YOU to: pick a fight with someone?





Response	6	8	10	12	Total	
Very wrong	70.9	53.2	48.1	44.6	54.9	
Wrong	18.1	27.9	25.6	32.6	25.6	
A little bit wrong	8.1	14.7	19.3	18.9	15.0	
Not wrong at all	2.9	4.3	7.0	3.9	4.5	
N of Valid	729	743	715	540	2727	
N of Miss	98	93	70	46	307	

Table 212: During the past 12 months, have you talked with at least one of your parents about the dangers of underage drinking and/or drinking and driving? By parents, we mean either your biological parents, adoptive parents, stepparents, or adult guardians - whether or not they live with you.



Response	6	8	10	12	Total	
No	48.4	57.6	59.7	53.8	55.0	
Yes	51.6	42.4	40.3	46.2	45.0	
N of Valid	692	722	703	537	2654	
N of Miss	135	115	82	49	381	

Table 213: Have any of your brothers or sisters ever: drunk beer, wine or hard liquor (for example, vodka, whiskey or gin)?




Response	6	8	10	12	Total	
No	71.4	55.4	39.3	30.9	50.6	
Yes	24.0	38.4	55.8	64.3	44.3	
I don't have any brothers or sisters	4.6	6.3	4.9	4.8	5.2	
N of Valid	721	735	712	540	2708	
N of Miss	106	102	71	46	325	

Table 214: Have any of your brothers or sisters ever: smoked marijuana?




Response	6	8	10	12	Total	
No	90.4	78.6	63.4	56.9	73.5	
Yes	5.0	15.3	31.8	38.6	21.5	
I don't have any brothers or sisters	4.6	6.1	4.8	4.5	5.0	
N of Valid	722	737	711	536	2706	
N of Miss	105	100	74	50	329	

Table 215: Have any of your brothers or sisters ever: smoked cigarettes?




Response	6	8	10	12	Total	
No	75.6	61.8	51.3	45.2	59.4	
Yes	19.8	31.8	43.7	50.4	35.4	
I don't have any brothers or sisters	4.6	6.4	4.9	4.5	5.1	
N of Valid	718	736	709	538	2701	
N of Miss	108	101	76	48	333	

Table 216: Have any of your brothers or sisters ever: taken a handgun to school?




Response	6	8	10	12	Total	
No	95.1	91.8	93.4	94.4	93.6	
Yes	0.3	1.8	1.8	0.9	1.2	
I don't have any brothers or sisters	4.6	6.4	4.8	4.7	5.1	
N of Valid	719	734	711	537	2701	
N of Miss	107	103	74	49	333	

Table 217: Have any of your brothers or sisters ever: been suspended or expelled from school?




Response	6	8	10	12	Total	
No	76.4	69.4	66.7	68.2	70.3	
Yes	19.0	24.0	28.3	27.1	24.4	
I don't have any brothers or sisters	4.6	6.6	5.1	4.6	5.3	
N of Valid	721	732	711	538	2702	
N of Miss	106	104	74	48	332	

Table 218: The rules in my family are clear.





Response	6	8	10	12	Total	
NO!	2.6	3.0	2.7	2.8	2.8	
no	5.0	8.8	12.6	9.6	8.9	
yes	32.5	38.4	45.3	45.2	40.0	
YES!	59.9	49.8	39.4	42.4	48.3	
N of Valid	721	731	713	540	2705	
N of Miss	106	106	72	46	330	

Table 219: People in my family often insult or yell at each other.

Response	6	8	10	12	Total	
NO!	34.1	26.1	19.1	25.1	26.2	
no	33.6	41.4	39.7	42.4	39.1	
yes	23.3	22.5	28.9	23.4	24.6	
YES!	9.0	10.0	12.2	9.0	10.1	
N of Valid	709	723	712	542	2686	
N of Miss	116	112	73	43	344	

Table 220: When I am not at home, one of my parents knows where I am and who I am with.

Response	6	8	10	12	Total	
NO!	3.8	2.6	2.8	3.7	3.2	
no	3.2	7.4	8.9	10.6	7.3	
yes	25.9	37.5	47.8	50.6	39.8	
YES!	67.0	52.4	40.5	35.1	49.7	
N of Valid	713	725	709	539	2686	
N of Miss	113	112	75	47	347	

Table 221: We argue about the same things in my family over and over.

Response	6	8	10	12	Total	
NO!	35.4	23.8	15.8	15.7	23.1	
no	34.3	34.0	33.4	36.6	34.4	
yes	21.0	31.0	34.6	34.8	30.1	
YES!	9.3	11.2	16.1	12.9	12.4	
N of Valid	706	726	713	543	2688	
N of Miss	121	111	71	43	346	

Table 222: If you drank some beer or wine or liquor (for example, vodka, whiskey, or gin) without your parents' permission, would you be caught by your parents?

Response	6	8	10	12	Total	
NO!	5.6	9.0	14.4	15.0	10.8	
no	5.9	19.5	36.0	44.3	25.3	
yes	14.4	24.9	24.3	24.1	21.8	
YES!	74.0	46.5	25.3	16.5	42.2	
N of Valid	709	722	708	539	2678	
N of Miss	114	114	75	46	349	

Table 223: My family has clear rules about alcohol and drug use.

Response	6	8	10	12	Total	
NO!	4.4	3.7	4.7	5.2	4.4	
no	6.5	13.4	16.1	15.9	12.8	
yes	18.2	26.0	35.7	41.5	29.6	
YES!	70.9	56.8	43.6	37.5	53.1	
N of Valid	708	723	709	542	2682	
N of Miss	119	114	74	44	351	

Table 224: If you carried a handgun without your parents' permission, would you be caught by your parents?

Response	6	8	10	12	Total	
NO!	5.1	5.5	8.4	8.9	6.9	
no	4.0	9.0	18.0	17.1	11.7	
yes	14.3	24.0	28.9	32.2	24.4	
YES!	76.6	61.4	44.7	41.7	57.0	
N of Valid	705	721	705	537	2668	
N of Miss	120	116	79	49	364	

Table 225: If you skipped school would you be caught by your parents?





Response	6	8	10	12	Total	
NO!	3.0	5.7	8.4	7.8	6.1	
no	6.1	15.0	17.1	22.7	14.7	
yes	16.6	23.8	34.1	34.4	26.8	
YES!	74.4	55.5	40.4	35.1	52.4	
N of Valid	706	715	703	541	2665	
N of Miss	120	122	81	45	368	

Table 226: Do you feel very close to your mother?





Response	6	8	10	12	Total	
NO!	3.1	7.0	10.9	8.2	7.3	
no	5.1	13.2	15.3	14.8	12.0	
yes	17.0	30.0	36.3	29.9	28.2	
YES!	74.8	49.8	37.4	47.1	52.6	
N of Valid	701	717	705	539	2662	
N of Miss	125	119	80	47	371	

Table 227: Do you share your thoughts and feelings with your mother?





Response	6	8	10	12	Total	
NO!	8.9	12.4	13.9	11.9	11.8	
no	15.7	27.0	27.4	23.9	23.5	
yes	26.9	28.5	33.9	32.3	30.3	
YES!	48.6	32.1	24.7	31.9	34.4	
N of Valid	700	719	704	536	2659	
N of Miss	127	118	79	49	373	

Table 228: My parents ask me what I think before most family decisions affecting me are made.

Response	6	8	10	12	Total
NO!	11.0	12.0	15.4	11.6	12.6
no	17.4	24.8	26.6	26.9	23.8
yes	35.5	35.2	40.6	41.1	37.9
YES!	36.1	28.0	17.5	20.3	25.7
N of Valid	690	715	710	542	2657
N of Miss	136	121	75	44	376

Table 229: Do you share your thoughts and feelings with your father?

Response	6	8	10	12	Total
NO!	19.4	22.9	23.1	22.5	22.0
no	21.7	29.4	32.0	29.6	28.1
yes	27.8	25.7	27.4	29.4	27.5
YES!	31.1	21.9	17.5	18.6	22.5
N of Valid	691	707	701	538	2637
N of Miss	136	129	83	48	396

Table 230: Do you enjoy spending time with your mother?

Response	6	8	10	12	Total
NO!	2.7	6.2	7.9	7.2	5.9
no	4.0	10.1	12.3	9.7	9.0
yes	24.0	36.7	49.1	43.9	38.1
YES!	69.3	47.1	30.7	39.2	47.0
N of Valid	696	714	700	538	2648
N of Miss	131	122	83	46	382

Table 231: Do you enjoy spending time with your father?

Response	6	8	10	12	Total	
NO!	7.9	11.5	14.7	13.9	11.9	
no	4.5	9.9	13.5	12.6	10.0	
yes	24.4	34.5	42.0	40.6	35.1	
YES!	63.2	44.1	29.8	32.9	43.1	
N of Valid	693	707	702	532	2634	
N of Miss	134	130	83	54	401	

Table 232: If I had a personal problem, I could ask my mom or dad for help.

Response	6	8	10	12	Total	
NO!	5.4	8.1	9.5	8.0	7.8	
no	4.7	12.2	14.4	9.8	10.4	
yes	26.1	35.6	41.6	42.6	36.1	
YES!	63.8	44.0	34.4	39.6	45.8	
N of Valid	698	713	706	540	2657	
N of Miss	127	121	79	46	373	

Table 233: Do you feel very close to your father?

Response	6	8	10	12	Total	
NO!	9.1	13.8	17.5	16.9	14.2	
no	8.4	17.2	19.2	19.7	15.9	
yes	21.7	27.8	33.4	32.0	28.5	
YES!	60.8	41.3	30.0	31.5	41.4	
N of Valid	692	705	704	534	2635	
N of Miss	134	131	81	52	398	

Table 234: My parents give me lots of chances to do fun things with them.

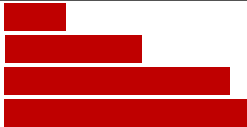
Response	6	8	10	12	Total	
NO!	4.0	6.6	9.6	10.6	7.5	
no	10.6	21.7	25.1	23.4	20.0	
yes	29.4	29.5	41.3	39.5	34.6	
YES!	56.0	42.2	24.0	26.5	37.8	
N of Valid	705	709	709	539	2662	
N of Miss	119	127	76	46	368	

Table 235: My parents ask if I've gotten my homework done.


Response	6	8	10	12	Total	
NO!	1.4	3.7	7.3	10.3	5.4	
no	3.1	6.8	13.5	17.9	9.8	
yes	23.6	35.6	46.3	44.3	37.0	
YES!	71.9	54.0	33.0	27.5	47.8	
N of Valid	712	711	713	542	2678	
N of Miss	115	126	72	44	357	

Table 236: People in my family have serious arguments.

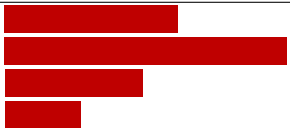
Response	6	8	10	12	Total	
NO!	36.2	26.2	19.3	21.6	26.0	
no	40.7	46.4	43.6	45.6	44.0	
yes	15.5	18.3	24.2	23.1	20.1	
YES!	7.6	9.1	12.9	9.8	9.9	
N of Valid	701	711	711	542	2665	
N of Miss	126	126	74	44	370	

Table 237: Would your parents know if you did not come home on time?

Response	6	8	10	12	Total
NO!	2.4	3.2	4.1	5.2	3.6
no	5.9	10.2	11.6	12.4	9.9
yes	27.4	36.5	48.4	47.6	39.6
YES!	64.3	50.1	35.9	34.9	46.9
N of Valid	700	709	708	542	2659
N of Miss	126	128	76	44	374

Table 238: It is important to be honest with your parents, even if they become upset or you get punished.

Response	6	8	10	12	Total
NO!	2.0	4.1	5.6	6.1	4.4
no	3.4	9.2	13.5	10.9	9.2
yes	23.9	36.3	43.7	45.1	36.8
YES!	70.7	50.4	37.1	37.8	49.7
N of Valid	702	708	711	539	2660
N of Miss	125	129	74	47	375

Table 239: My parents notice when I am doing a good job and let me know about it.

Response	6	8	10	12	Total
Never or Almost Never	4.3	7.4	11.1	8.3	7.8
Sometimes	18.4	25.4	34.9	31.7	27.4
Often	30.4	32.0	31.1	32.5	31.4
All the time	46.9	35.2	23.0	27.5	33.4
N of Valid	700	704	714	539	2657
N of Miss	125	132	71	47	375

Table 240: How often do your parents tell you they're proud of you for something you've done?





Response	6	8	10	12	Total	
Never or Almost Never	5.4	8.2	12.9	9.0	8.9	
Sometimes	16.5	23.1	31.5	31.4	25.3	
Often	32.3	31.5	32.2	32.3	32.1	
All the time	45.8	37.2	23.4	27.3	33.7	
N of Valid	699	705	714	535	2653	
N of Miss	127	132	71	51	381	

Table 241: How many brothers and sisters, including stepbrothers and stepsisters, do you have that are younger than you?








Response	6	8	10	12	Total	
0	37.7	37.8	36.0	36.4	37.0	
1	28.0	30.3	27.8	29.9	28.9	
2	16.2	15.9	16.7	15.1	16.0	
3	9.4	6.3	8.1	7.1	7.7	
4	4.5	3.8	4.2	4.1	4.2	
5	1.6	3.1	3.0	3.2	2.7	
6 or more	2.7	2.8	4.2	4.3	3.5	
N of Valid	693	704	706	538	2641	
N of Miss	131	133	77	47	388	

Table 242: How many brothers and sisters, including stepbrothers and stepsisters, do you have that are older than you?








Response	6	8	10	12	Total	
0	32.0	33.8	33.1	29.4	32.3	
1	26.3	26.2	25.4	32.2	27.2	
2	19.4	18.7	17.3	18.3	18.5	
3	8.8	9.4	7.8	9.4	8.8	
4	5.9	4.3	7.6	4.3	5.6	
5	2.7	3.5	3.2	2.0	2.9	
6 or more	4.9	4.1	5.5	4.3	4.7	
N of Valid	696	705	709	540	2650	
N of Miss	127	132	76	46	381	

Table 243: Have you changed homes in the past year (the last 12 months)?



Response	6	8	10	12	Total	
No	73.4	77.1	70.8	73.9	73.8	
Yes	26.6	22.9	29.2	26.1	26.2	
N of Valid	695	703	708	540	2646	
N of Miss	131	134	77	46	388	

Table 244: How many times have you changed homes since kindergarten?






Response	6	8	10	12	Total	
Never	32.0	29.1	26.2	24.9	28.2	
1 or 2 times	35.0	31.7	28.3	28.1	30.9	
3 or 4 times	18.1	17.5	20.5	19.0	18.8	
5 or 6 times	6.6	10.2	11.0	12.5	9.9	
7 or more times	8.3	11.5	13.9	15.6	12.1	
N of Valid	685	697	706	538	2626	
N of Miss	141	139	78	48	406	

Table 245: Have you changed schools (including changing from elementary to middle and middle to high school) in the past year?



Response	6	8	10	12	Total	
No	72.1	58.4	55.8	81.5	66.0	
Yes	27.9	41.6	44.2	18.5	34.0	
N of Valid	671	695	706	536	2608	
N of Miss	155	141	78	50	424	

Table 246: How many times have you changed schools since kindergarten (including changing from elementary to middle and middle to high school)?

Response	6	8	10	12	Total	
Never	34.8	24.6	23.8	28.3	27.8	
1 or 2 times	37.1	27.7	20.7	20.1	26.7	
3 or 4 times	17.4	27.1	28.1	21.8	23.8	
5 or 6 times	6.9	12.5	16.4	19.0	13.4	
7 or more times	3.8	8.2	11.0	10.8	8.3	
N of Valid	679	698	709	537	2623	
N of Miss	148	139	76	49	412	

Table 247: Has anyone in your family ever had severe alcohol or drug problems?

Response	6	8	10	12	Total	
No	74.0	66.8	58.8	54.3	63.9	
Yes	26.0	33.2	41.2	45.7	36.1	
N of Valid	669	696	707	538	2610	
N of Miss	157	141	78	48	424	

Table 248: About how many adults (over 21) have you known personally who in the past year have: used marijuana, crack, cocaine, or other drugs?

Response	6	8	10	12	Total	
0	76.7	68.7	48.9	42.2	60.0	
1	11.4	13.0	16.6	17.8	14.5	
2	4.6	5.5	10.5	13.5	8.3	
3-4	3.7	4.8	8.5	9.7	6.5	
5+	3.6	8.0	15.6	16.8	10.7	
N of Valid	675	690	706	535	2606	
N of Miss	152	146	79	51	428	

Table 249: About how many adults (over 21) have you known personally who in the past year have: sold or dealt drugs?






Response	6	8	10	12	Total	
0	92.1	81.1	67.2	65.2	76.9	
1	4.9	9.8	11.5	12.5	9.5	
2	1.8	3.1	8.9	9.3	5.6	
3-4	0.3	2.5	4.7	4.7	3.0	
5+	0.9	3.6	7.7	8.4	5.0	
N of Valid	674	687	704	537	2602	
N of Miss	153	150	80	49	432	

Table 250: About how many adults (over 21) have you known personally who in the past year have: done other things that could get them in trouble with the police, like stealing, selling stolen goods, mugging or assaulting others, etc.?






Response	6	8	10	12	Total	
0	83.6	74.0	62.5	62.6	71.1	
1	12.1	13.4	14.3	12.6	13.1	
2	2.2	4.5	8.5	6.5	5.4	
3-4	0.7	3.3	4.4	6.7	3.6	
5+	1.3	4.8	10.2	11.5	6.7	
N of Valid	678	689	704	538	2609	
N of Miss	149	148	81	48	426	

Table 251: About how many adults (over 21) have you known personally who in the past year have: gotten drunk or high?






Response	6	8	10	12	Total	
0	58.7	43.8	29.4	28.0	40.5	
1	20.6	21.8	16.6	14.4	18.6	
2	7.5	10.8	9.8	10.4	9.6	
3-4	5.5	8.2	10.7	9.9	8.5	
5+	7.6	15.4	33.4	37.3	22.8	
N of Valid	669	687	703	536	2595	
N of Miss	157	149	81	49	436	

Table 252: Have you seen or heard information about underage drinking in the past 12 months from the following sources? Radio



Response	6	8	10	12	Total	
No	55.9	50.1	52.1	48.7	51.8	
Yes	44.1	49.9	47.9	51.3	48.2	
N of Valid	667	685	699	534	2585	
N of Miss	159	152	86	52	449	

Table 253: Have you seen or heard information about underage drinking in the past 12 months from the following sources? TV.



Response	6	8	10	12	Total	
No	33.9	26.0	29.7	24.2	28.6	
Yes	66.1	74.0	70.3	75.8	71.4	
N of Valid	666	682	698	537	2583	
N of Miss	160	155	86	49	450	

Table 254: Have you seen or heard information about underage drinking in the past 12 months from the following sources? Print. This includes information on underage drinking you may have seen in the newspaper, on a billboard, in pamphlets, on stickers, etc.



Response	6	8	10	12	Total	
No	47.0	40.1	42.2	38.0	42.0	
Yes	53.0	59.9	57.8	62.0	58.0	
N of Valid	664	683	699	534	2580	
N of Miss	163	154	86	52	455	

Table 255: Have you seen or heard information about underage drinking in the past 12 months from the following sources? Website or social media? (Facebook, Myspace, website, etc.)



Response	6	8	10	12	Total	
No	54.8	46.1	45.4	38.9	46.6	
Yes	45.2	53.9	54.6	61.1	53.4	
N of Valid	661	684	699	535	2579	
N of Miss	166	153	85	51	455	

Table 256: The next questions ask about your opinions of the information you saw or heard. If you have seen or heard more than one ad, please think about your favorite ad when answering these questions. The information about underage drinking that I saw or heard was convincing.

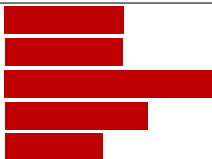
Response	6	8	10	12	Total	
NO!	23.3	15.1	15.9	13.4	17.1	
no	7.9	14.3	23.6	22.2	16.9	
yes	20.2	31.6	33.8	42.7	31.6	
YES!	28.3	25.5	15.2	13.9	21.0	
I have not seen or heard any ads about underage drinking in the past 12 months.	20.2	13.4	11.6	7.7	13.5	
N of Valid	657	670	699	531	2557	
N of Miss	169	165	86	55	475	

Table 257: The next questions ask about your opinions of the information you saw or heard. If you have seen or heard more than one ad, please think about your favorite ad when answering these questions. The information about underage drinking that I saw or heard grabbed my attention.

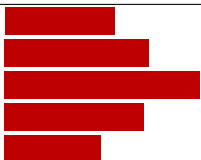
Response	6	8	10	12	Total	
NO!	20.1	14.1	14.3	13.4	15.5	
no	9.6	22.0	26.3	28.2	21.3	
yes	21.3	26.2	34.3	37.7	29.6	
YES!	30.3	23.7	13.6	13.1	20.4	
I have not seen or heard any ads about underage drinking in the past 12 months.	18.7	13.9	11.4	7.6	13.2	
N of Valid	653	667	699	528	2547	
N of Miss	171	170	86	58	485	

Table 258: The next questions ask about your opinions of the information you saw or heard. If you have seen or heard more than one ad, please think about your favorite ad when answering these questions. The information about underage drinking that I saw or heard said something important to me.

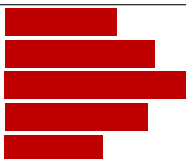
Response	6	8	10	12	Total	
NO!	18.0	14.4	15.6	15.5	15.9	
no	9.4	21.9	27.9	30.4	22.1	
yes	20.6	26.8	30.4	32.9	27.5	
YES!	32.4	22.5	14.9	13.0	21.0	
I have not seen or heard any ads about underage drinking in the past 12 months.	19.7	14.4	11.2	8.1	13.6	
N of Valid	651	667	698	529	2545	
N of Miss	175	170	87	57	489	

Table 259: The next questions ask about your opinions of the information you saw or heard. If you have seen or heard more than one ad, please think about your favorite ad when answering these questions. Seeing or hearing this information about underage drinking made me want to stop or decrease my drinking.










Response	6	8	10	12	Total	
NO!	17.3	16.0	19.8	20.4	18.4	
no	5.5	14.3	25.5	28.2	18.4	
yes	7.3	17.5	21.0	24.4	17.5	
YES!	31.5	26.6	16.5	16.6	22.7	
I have not seen or heard any ads about underage drinking in the past 12 months.	38.3	25.6	17.2	10.5	23.0	
N of Valid	577	636	686	525	2424	
N of Miss	249	198	99	61	607	

Table 260: How honest were you in filling out this survey?

Response	6	8	10	12	Total	
I was very honest	85.5	80.3	83.1	81.9	82.7	
I was honest pretty much of the time	13.0	16.2	11.5	15.0	13.9	
I was honest some of the time	1.5	2.7	4.1	2.4	2.7	
I was honest once in a while	0.0	0.9	1.3	0.7	0.7	
I was not honest at all	0.0	0.0	0.0	0.0	0.0	
N of Valid	669	679	704	540	2592	
N of Miss	158	156	81	46	441	