

# 2018 APNA

## Arkansas Prevention Needs Assessment Survey

### Region 3 Frequency Distribution Tables

Counties: Cleburne, Fulton, Independence, Izard, Jackson, Sharp, Stone,  
Van Buren, White, Woodruff

Arkansas Department of Human Services  
Division of Aging, Adult & Behavioral Health Services  
And  
University of Arkansas at Little Rock  
MidSOUTH Center for Prevention and Training

Conducted by International Survey Associates dba Pride Surveys



# Contents

1	INTRODUCTION	11
2	PERCENTAGE TABLES	15

# List of Frequency Distribution Tables

1	Gender	16
2	Age	16
3	Are you Hispanic or Latino?	16
4	What is your race? Black or African American	17
5	What is your race? Asian	17
6	What is your race? American Indian	17
7	What is your race? Alaska Native	17
8	What is your race? White	18
9	What is your race? Native Hawaiian or Other Pacific Islander	18
10	What is your race? Other	18
11	What is the highest level of schooling completed by your mother or father?	19
12	Think of where you live most of the time. Which of the following people live there with you? Mother	19
13	Think of where you live most of the time. Which of the following people live there with you? Stepmother	19
14	Think of where you live most of the time. Which of the following people live there with you? Foster Mother	20
15	Think of where you live most of the time. Which of the following people live there with you? Grandmother	20
16	Think of where you live most of the time. Which of the following people live there with you? Aunt	20
17	Think of where you live most of the time. Which of the following people live there with you? Father	20
18	Think of where you live most of the time. Which of the following people live there with you? Stepfather	21
19	Think of where you live most of the time. Which of the following people live there with you? Foster Father	21
20	Think of where you live most of the time. Which of the following people live there with you? Grandfather	21
21	Think of where you live most of the time. Which of the following people live there with you? Uncle	21
22	Think of where you live most of the time. Which of the following people live there with you? Other Adults	22
23	Think of where you live most of the time. Which of the following people live there with you? Brother(s)	22
24	Think of where you live most of the time. Which of the following people live there with you? Stepbrother(s)	22
25	Think of where you live most of the time. Which of the following people live there with you? Sister(s)	22
26	Think of where you live most of the time. Which of the following people live there with you? Stepsister(s)	23

27	Think of where you live most of the time. Which of the following people live there with you? Other Children . . . . .	23
28	In my school, students have lots of chances to help decide things like class activities and rules. . . . .	23
29	Teachers ask me to work on special classroom projects. . . . .	23
30	My teacher(s) notices when I am doing a good job and lets me know about it. . . . .	24
31	There are lots of chances for students in my school to get involved in sports, clubs, and other school activities outside of class. . . . .	24
32	There are lots of chances for students in my school to talk with a teacher one-on-one. . . . .	24
33	I feel safe at my school. . . . .	25
34	The school lets my parents know when I have done something well. . . . .	25
35	My teachers praise me when I work hard in school. . . . .	25
36	Are your school grades better than the grades of most students in your class? . . . . .	26
37	I have lots of chances to be part of class discussions or activities. . . . .	26
38	Now thinking back over the past year in school, how often did you: enjoy being in school? . . . . .	26
39	Now thinking back over the past year in school, how often did you: hate being in school? . . . . .	27
40	Now thinking back over the past year in school, how often did you: try to do your best work in school? . . . . .	27
41	How often do you feel that the school work you are assigned is meaningful and important? . . . . .	27
42	Putting them all together, what were your grades like last year? . . . . .	28
43	How important do you think the things you are learning in school are going to be for your later life? . . . . .	28
44	During the LAST FOUR WEEKS how many whole days of school have you missed because you skipped or "cut"? . . . . .	28
45	What are the chances you would be seen as cool if you: smoked cigarettes? . . . . .	29
46	What are the chances you would be seen as cool if you: worked hard at school? . . . . .	29
47	What are the chances you would be seen as cool if you: began drinking alcoholic beverages regularly, that is, at least once or twice a month? . . . . .	29
48	What are the chances you would be seen as cool if you: defended someone who was being bullied? . . . . .	30
49	What are the chances you would be seen as cool if you: smoked marijuana? . . . . .	30
50	What are the chances you would be seen as cool if you: carried a handgun? . . . . .	30
51	What are the chances you would be seen as cool if you: used e-cigarettes, e-cigars or e-hookahs (vaping)? . . . . .	31

52	What are the chances you would be seen as cool if you: bullied someone or cyber bullied someone? . . . . .	31
53	Think of your four best friends (the friends you feel closest to). In the past year (12 months), how many of your best friends have: participated in clubs, organizations or activities at school? . . . . .	31
54	Think of your four best friends (the friends you feel closest to). In the past year (12 months), how many of your best friends have: smoked cigarettes? . . . . .	32
55	Think of your four best friends (the friends you feel closest to). In the past year (12 months), how many of your best friends have: tried beer, wine or hard liquor (for example, vodka, whiskey, or gin) when their parents didn't know about it? . . . . .	32
56	Think of your four best friends (the friends you feel closest to). In the past year (12 months), how many of your best friends have: used e-cigarettes, e-cigars, or e-hookahs? . . . . .	32
57	Think of your four best friends (the friends you feel closest to). In the past year (12 months), how many of your best friends have: used marijuana? . . . . .	33
58	Think of your four best friends (the friends you feel closest to). In the past year (12 months), how many of your best friends have: used prescription drugs or non-prescription drugs for the purpose of getting high? . . . . .	33
59	Think of your four best friends (the friends you feel closest to). In the past year (12 months), how many of your best friends have: used synthetic marijuana (K2, spice) or bath salts? . . . . .	33
60	Think of your four best friends (the friends you feel closest to). In the past year (12 months), how many of your best friends have: used LSD, cocaine, amphetamines, or other illegal drugs? . . . . .	34
61	Think of your four best friends (the friends you feel closest to). In the past year (12 months), how many of your best friends have: been bullied? . . . . .	34
62	Think of your four best friends (the friends you feel closest to). In the past year (12 months), how many of your best friends have: been suspended from school? . . . . .	34
63	Think of your four best friends (the friends you feel closest to). In the past year (12 months), how many of your best friends have: carried a handgun? . . . . .	35
64	Think of your four best friends (the friends you feel closest to). In the past year (12 months), how many of your best friends have: sold illegal drugs? . . . . .	35
65	Think of your four best friends (the friends you feel closest to). In the past year (12 months), how many of your best friends have: regularly attended religious services? . . . . .	35

66	Think of your four best friends (the friends you feel closest to). In the past year (12 months), how many of your best friends have: stolen or tried to steal a motor vehicle such as a car or motorcycle?	36
67	Think of your four best friends (the friends you feel closest to). In the past year (12 months), how many of your best friends have: been arrested?	36
68	Think of your four best friends (the friends you feel closest to). In the past year (12 months), how many of your best friends have: dropped out of school?	36
69	Think of your four best friends (the friends you feel closest to). In the past year (12 months), how many of your best friends have: been members of a gang?	37
70	How old were you when you first: smoked marijuana?	37
71	How old were you when you first: smoked a cigarette, even just a puff?	38
72	How old were you when you first: had more than a sip or two of beer, wine or hard liquor (for example, vodka, whiskey, or gin)?	38
73	How old were you when you first: began drinking alcoholic beverages regularly, that is, at least once or twice a month?	39
74	How old were you when you first: used Pegaramide (peg, Peggy)?	39
75	How old were you when you first: got suspended from school?	40
76	How old were you when you first: got arrested?	40
77	How old were you when you first: carried a handgun?	41
78	How old were you when you first: used e-cigarettes, e-cigars, or e-hookahs (vaping)?	41
79	How old were you when you first: belonged to a gang?	42
80	How old were you when you first: used prescription drugs not prescribed to you?	42
81	How wrong do you think it is for someone your age to: take a handgun to school?	43
82	How wrong do you think it is for someone your age to: steal anything?	43
83	How wrong do you think it is for someone your age to: pick a fight with someone?	43
84	How wrong do you think it is for someone your age to: attack someone with the idea of seriously hurting them?	44
85	How wrong do you think it is for someone your age to: stay away from school all day when their parents think they are at school?	44
86	How wrong do you think it is for someone your age to: drink beer, wine or hard liquor (for example, vodka, whiskey, or gin) regularly?	44
87	How wrong do you think it is for someone your age to: smoke cigarettes?	45
88	How wrong do you think it is for someone your age to: smoke marijuana?	45

89	How wrong do you think it is for someone your age to: use prescription drugs or non-prescription drugs for the purpose of getting high?	45
90	How wrong do you think it is for someone your age to: use synthetic marijuana (K2, spice) or bath salts?	46
91	How wrong do you think it is for someone your age to: use LSD, cocaine, amphetamines or another illegal drug?	46
92	How wrong do you think it is for someone your age to: use e-cigarettes, e-cigars or e-hookahs (vaping)?	46
93	At school during the past 12 months, did you receive help from the resource teacher, speech therapist or other special education teacher?	47
94	How many times in the past year (12 months) have you: been suspended from school?	47
95	How many times in the past year (12 months) have you: carried a handgun?	47
96	How many times in the past year (12 months) have you: sold illegal drugs?	48
97	How many times in the past year (12 months) have you: stolen or tried to steal a motor vehicle such as a car or motorcycle?	48
98	How many times in the past year (12 months) have you: participated in clubs, organizations or activities at school?	48
99	How many times in the past year (12 months) have you: been arrested?	49
100	How many times in the past year (12 months) have you: attacked someone with the idea of seriously hurting them?	49
101	How many times in the past year (12 months) have you: been drunk or high at school?	49
102	How many times in the past year (12 months) have you: taken a handgun to school?	50
103	How many times in the past year (12 months) have you: used e-cigarettes, e-cigars, or e-hookahs (vaping)?	50
104	Are you currently on probation, or assigned a probation officer with Juvenile Court?	50
105	Have you ever belonged to a gang?	51
106	If you have ever belonged to a gang, did that gang have a name?	51
107	You are at a party at someone's house, and one of your friends offers you a drink containing alcohol. What would you say or do?	51
108	How often do you attend religious services or activities?	52
109	I think sometimes it's okay to cheat at school.	52
110	It is important to think before you act.	52
111	Sometimes I think that life is not worth it.	53
112	At times I think I am no good at all.	53
113	All in all, I am inclined to think that I am a failure.	53
114	In the past year, have you felt depressed or sad MOST days, even if you felt okay sometimes?	54
115	It is all right to beat up people if they start the fight.	54



116	I think it is okay to take something without asking if you can get away with it. . . . .	54
117	Where do you get the most information about living a drug and alcohol free life? Parents/guardians . . . . .	55
118	Where do you get the most information about living a drug and alcohol free life? Friends . . . . .	55
119	Where do you get the most information about living a drug and alcohol free life? Family members . . . . .	55
120	Where do you get the most information about living a drug and alcohol free life? School . . . . .	56
121	Where do you get the most information about living a drug and alcohol free life? Internet . . . . .	56
122	Where do you get the most information about living a drug and alcohol free life? TV . . . . .	56
123	Where do you get the most information about living a drug and alcohol free life? Social media . . . . .	57
124	How much do you think people risk harming themselves (physically or in other ways) if they: smoked one or more packs of cigarettes per day? . . . . .	57
125	How much do you think people risk harming themselves (physically or in other ways) if they: try marijuana once or twice? . . . . .	57
126	How much do you think people risk harming themselves (physically or in other ways) if they: smoke marijuana once or twice a week? . . . . .	58
127	How much do you think people risk harming themselves (physically or in other ways) if they: take one or two drinks of an alcoholic beverage (beer, wine, liquor) nearly every day? . . . . .	58
128	How much do you think people risk harming themselves (physically or in other ways) if they: have five or more drinks of an alcoholic beverage once or twice a weekend? . . . . .	58
129	How much do you think people risk harming themselves (physically or in other ways) if they: use prescription drugs that are not prescribed to them? . . . . .	59
130	How much do you think people risk harming themselves (physically or in other ways) if they: use non-prescription drugs to get high? . . . . .	59
131	How much do you think people risk harming themselves (physically or in other ways) if they: use e-cigarettes, e-cigars, or e-hookahs? . . . . .	59
132	Have you ever used smokeless tobacco (chew, snuff, plug, dipping tobacco, or chewing tobacco)? . . . . .	60
133	How often have you used smokeless tobacco during the past 30 days? . . . . .	60
134	Have you ever smoked cigarettes? . . . . .	60
135	How frequently have you smoked cigarettes during the past 30 days? . . . . .	61
136	Which statement best describes rules about smoking inside your home or your family cars? . . . . .	61
137	Have you ever used e-cigarettes, e-cigars, or e-hookahs (vaping)? . . . . .	61

138	How frequently have you used e-cigarettes, e-cigars, or e-hookahs (vaping)? . . . . .	62
139	During this school year, were you taught in any of your classes about the dangers of tobacco use? . . . . .	62
140	During the past 12 months, have you participated in any community activities to discourage people your age from using cigarettes, chewing tobacco, snuff, dip or cigars, e-cigarettes, e-cigars, or e-hookahs? . . . . .	62
141	Think back over the last two weeks. How many times have you had five or more alcoholic drinks in a row? . . . . .	63
142	During the past 30 days, how many times did you ride in a car or other vehicle driven by someone who had been drinking alcohol or using drugs to get high? . . . . .	63
143	During the past 30 days, how many times did you drive a car or other vehicle when you had been drinking alcohol or using drugs to get high? . . . . .	63
144	If you drank alcohol (not just a sip or taste) in the past year, where did you usually drink it? . . . . .	64
145	How do you feel about someone your age having one or two drinks of an alcoholic beverage nearly every day? . . . . .	64
146	On how many occasions have you had alcoholic beverages (beer, wine or hard liquor) to drink in your lifetime - more than just a few sips? . . . . .	64
147	On how many occasions have you drunk one or more drinks of an alcoholic beverage during the past 30 days? . . . . .	65
148	On how many occasions have you used marijuana (grass, pot) or hashish (hash, hash oil) in your lifetime? . . . . .	65
149	On how many occasions have you used marijuana (grass, pot) or hashish (hash, hash oil) during the past 30 days? . . . . .	65
150	On how many occasions have you used LSD or other psychedelics in your lifetime? . . . . .	66
151	On how many occasions have you used LSD or other psychedelics during the past 30 days? . . . . .	66
152	On how many occasions have you used cocaine or crack in your lifetime? . . . . .	66
153	On how many occasions have you used cocaine or crack during the past 30 days? . . . . .	67
154	On how many occasions have you sniffed glue, breathed the contents of an aerosol spray can, or inhaled other gases or sprays, in order to get high in your lifetime? . . . . .	67
155	On how many occasions have you sniffed glue, breathed the contents of an aerosol spray can, or inhaled other gases or sprays, in order to get high during the past 30 days? . . . . .	67
156	On how many occasions have you used Pegaramide (peg, Peggy, etc.) in your lifetime? . . . . .	68

157	On how many occasions have you used Pegaramide (peg, Peggy, etc.) during the past 30 days? . . . . .	68
158	On how many occasions have you used synthetic marijuana (K2, spice) in your lifetime? . . . . .	68
159	On how many occasions have you used synthetic marijuana (K2, spice) during the past 30 days? . . . . .	69
160	On how many occasions have you used methamphetamines (meth, speed, crank, crystal meth) in your lifetime? . . . . .	69
161	On how many occasions have you used methamphetamines (meth, speed, crank, crystal meth) in the past 30 days? . . . . .	69
162	On how many occasions have you used other chemical products (bath salts, plant food, etc.) in your lifetime? . . . . .	70
163	On how many occasions have you used other chemical products (bath salts, plant food, etc.) during the past 30 days? . . . . .	70
164	On how many occasions have you used heroin or other opiates in your lifetime? . . . . .	70
165	On how many occasions have you used heroin or other opiates during the past 30 days? . . . . .	71
166	On how many occasions have you used MDMA ('X', 'E', or ecstasy) in your lifetime? . . . . .	71
167	On how many occasions have you used MDMA ('X', 'E', or ecstasy) during the past 30 days? . . . . .	71
168	On how many occasions have you taken prescription drugs (such as Valium, Xanax, Ritalin, Adderall, OxyContin, Tramadol, or sleeping pills) not prescribed to you in your lifetime? . . . . .	72
169	On how many occasions have you taken prescription drugs (such as Valium, Xanax, Ritalin, Adderall, OxyContin, Tramadol, or sleeping pills) not prescribed to you during the past 30 days? . . . . .	72
170	On how many occasions have you taken non-prescription medicines such as diet pills (for example, Dietac, Dexatrim or Prolamine), stay-awake pills (for example No-Doz, Vivarin, or Wake), or cough or cold medicines (robos, DXM, etc.) to get high in your lifetime? . . . . .	72
171	On how many occasions have you taken non-prescription medicines such as diet pills (for example, Dietac, Dexatrim or Prolamine), stay-awake pills (for example No-Doz, Vivarin, or Wake), or cough or cold medicines (robos, DXM, etc.) to get high during the past 30 days? . . . . .	73
172	On how many occasions have you been drunk or very high from drinking alcoholic beverages during the past 30 days? . . . . .	73
173	On how many occasions have you drunk flavored alcoholic beverages, sometimes called 'alcopops' (like Mike's Hard Lemonade, Smirnoff Ice, Bacardi Breezers, etc.) in your lifetime? . . . . .	73
174	On how many occasions have you drunk flavored alcoholic beverages, sometimes called 'alcopops' (like Mike's Hard Lemonade, Smirnoff Ice, Bacardi Breezers, etc.) during the past 30 days? . . . . .	74

175	If you smoked cigarettes (not just a puff or drag) in the past year, how did you usually get them? . . . . .	74
176	If you used e-cigarettes, e-cigars, or e-hookahs (not just a puff or drag) in the past year, how did you usually get them? - I did not use e-cigarettes, e-cigars, or e-hookahs in the past year . . . . .	75
177	If you used e-cigarettes, e-cigars, or e-hookahs (not just a puff or drag) in the past year, how did you usually get them? - I bought them in a store such as a convenience store, supermarket, discount store, or gas station . . . . .	75
178	If you used e-cigarettes, e-cigars, or e-hookahs (not just a puff or drag) in the past year, how did you usually get them? - I got them on the Internet . . . . .	75
179	If you used e-cigarettes, e-cigars, or e-hookahs (not just a puff or drag) in the past year, how did you usually get them? - I got them at a store that sells electronic cigarettes, such as a "vape shop" . . . . .	75
180	If you used e-cigarettes, e-cigars, or e-hookahs (not just a puff or drag) in the past year, how did you usually get them? - I got them from a family member . . . . .	76
181	If you used e-cigarettes, e-cigars, or e-hookahs (not just a puff or drag) in the past year, how did you usually get them? - I got them from a friend . . . . .	76
182	If you used e-cigarettes, e-cigars, or e-hookahs (not just a puff or drag) in the past year, how did you usually get them? - A stranger got them for me . . . . .	76
183	If you used e-cigarettes, e-cigars, or e-hookahs (not just a puff or drag) in the past year, how did you usually get them? - I took them from a store or shop . . . . .	76
184	If you used e-cigarettes, e-cigars, or e-hookahs (not just a puff or drag) in the past year, how did you usually get them? - I got them some other way . . . . .	77
185	If you used marijuana (grass, pot) (not just a puff or drag) in the past year, how did you usually get it? - I did not use marijuana (grass, pot) in the past year . . . . .	77
186	If you used marijuana (grass, pot) (not just a puff or drag) in the past year, how did you usually get it? - I bought it myself . . . . .	77
187	If you used marijuana (grass, pot) (not just a puff or drag) in the past year, how did you usually get it? - I got it from someone at school . . . . .	77
188	If you used marijuana (grass, pot) (not just a puff or drag) in the past year, how did you usually get it? - I got it from someone with a medical marijuana card . . . . .	78
189	If you used marijuana (grass, pot) (not just a puff or drag) in the past year, how did you usually get it? - I got it from my brother or sister . . . . .	78

190	If you used marijuana (grass, pot) (not just a puff or drag) in the past year, how did you usually get it? - I got it from another relative	78
191	If you used marijuana (grass, pot) (not just a puff or drag) in the past year, how did you usually get it? - Other	78
192	If you drank alcohol (not just a sip or taste) in the past year, how did you usually get it?	79
193	If you used prescription drugs or over the counter drugs without a doctor telling you to use it or for the purpose of getting high, where did you get these drugs? - Did not use	79
194	If you used prescription drugs or over the counter drugs without a doctor telling you to use it or for the purpose of getting high, where did you get these drugs? - Bought or took from store or shop	80
195	If you used prescription drugs or over the counter drugs without a doctor telling you to use it or for the purpose of getting high, where did you get these drugs? - Got from parents with permission	80
196	If you used prescription drugs or over the counter drugs without a doctor telling you to use it or for the purpose of getting high, where did you get these drugs? - Got from home without permission	80
197	If you used prescription drugs or over the counter drugs without a doctor telling you to use it or for the purpose of getting high, where did you get these drugs? - Got from relative with permission	80
198	If you used prescription drugs or over the counter drugs without a doctor telling you to use it or for the purpose of getting high, where did you get these drugs? - Got from relative without permission	81
199	If you used prescription drugs or over the counter drugs without a doctor telling you to use it or for the purpose of getting high, where did you get these drugs? - Got from friend's home with permission	81
200	If you used prescription drugs or over the counter drugs without a doctor telling you to use it or for the purpose of getting high, where did you get these drugs? - Got from friend's home without permission	81
201	If you used prescription drugs or over the counter drugs without a doctor telling you to use it or for the purpose of getting high, where did you get these drugs? - Got from friend at school	81
202	If you used prescription drugs or over the counter drugs without a doctor telling you to use it or for the purpose of getting high, where did you get these drugs? - Got from friend at party	82
203	If you used prescription drugs or over the counter drugs without a doctor telling you to use it or for the purpose of getting high, where did you get these drugs? - Got from friend, elsewhere	82
204	If you used prescription drugs or over the counter drugs without a doctor telling you to use it or for the purpose of getting high, where did you get these drugs? - Got from internet sale	82
205	During the last month, about how many marijuana cigarettes, or the equivalent, did you smoke a day, on the average?	83

206	How wrong do your friends feel it would be for YOU to: have one or two drinks of an alcoholic beverage nearly every day?	83
207	How wrong do your friends feel it would be for YOU to: smoke tobacco?	83
208	How wrong do your friends feel it would be for YOU to: smoke marijuana?	84
209	How wrong do your friends feel it would be for YOU to: use prescription drugs not prescribed to you?	84
210	How wrong would most adults (over 21) in your neighborhood think it is for kids your age: to use marijuana?	84
211	How wrong would most adults (over 21) in your neighborhood think it is for kids your age: to drink alcohol?	85
212	How wrong would most adults (over 21) in your neighborhood think it is for kids your age: to smoke cigarettes?	85
213	How much do each of the following statements describe your neighborhood? crime and/or drug selling	85
214	How much do each of the following statements describe your neighborhood? fights	86
215	How much do each of the following statements describe your neighborhood? lots of empty or abandoned buildings	86
216	How much do each of the following statements describe your neighborhood? lots of graffiti	86
217	I feel safe in my neighborhood.	87
218	If a kid smoked marijuana in your neighborhood would he or she be caught by the police?	87
219	If a kid drank some beer, wine or hard liquor (for example, vodka, whiskey, or gin) in your neighborhood would he or she be caught by the police?	87
220	If a kid carried a handgun in your neighborhood would he or she be caught by the police?	88
221	If you wanted to get some cigarettes, how easy would it be for you to get some?	88
222	If you wanted to get some beer, wine or hard liquor (for example, vodka, whiskey, or gin), how easy would it be for you to get some?	88
223	If you wanted to get a drug like cocaine, LSD, or amphetamines, how easy would it be for you to get some?	89
224	If you wanted to get a handgun, how easy would it be for you to get one?	89
225	If you wanted to get some marijuana, how easy would it be for you to get some?	89
226	If you wanted to get prescription drugs for the purpose of getting high, how easy would it be for you to get some?	90
227	If you wanted to get synthetic marijuana such as K2 or chemical products such as bath salts to get high, how easy would it be for you to get some?	90



228	If you wanted to get steroids to use or to enhance athletic performance, how easy would it be for you to get some? . . . . .	90
229	If you wanted to get e-cigarettes, e-cigars, or e-hookahs, how easy would it be for you to get some? . . . . .	91
230	During the past 12 months, have you participated in any alcohol prevention programs or seen any alcohol prevention messages in your school or community? Yes, a school-based program focused on preventing underage drinking and/or drinking and driving. . . . .	91
231	During the past 12 months, have you participated in any alcohol prevention programs or seen any alcohol prevention messages in your school or community? Yes, a community-based program focused on preventing underage drinking and/or drinking and driving (for example, through your church or temple or through youth groups like Boys and Girls Club or 4-H). . . . .	91
232	During the past 12 months, have you participated in any alcohol prevention programs or seen any alcohol prevention messages in your school or community? Yes, a media campaign addressing underage drinking and/or drinking and driving (for example, newspaper ads, posters, pamphlets, radio, TV). . . . .	92
233	During the past 12 months, have you participated in any alcohol prevention programs or seen any alcohol prevention messages in your school or community? No . . . . .	92
234	How wrong do your parents feel it would be for YOU to: have one or two drinks of an alcoholic beverage nearly every day? . . . . .	92
235	How wrong do your parents feel it would be for YOU to: smoke tobacco? . . . . .	92
236	How wrong do your parents feel it would be for YOU to: smoke marijuana? . . . . .	93
237	How wrong do your parents feel it would be for YOU to: use prescription drugs not prescribed to you? . . . . .	93
238	How wrong do your parents feel it would be for YOU to: steal something? . . . . .	93
239	How wrong do your parents feel it would be for YOU to: draw graffiti, write things, or draw pictures on buildings or other property (without the owner's permission)? . . . . .	94
240	How wrong do your parents feel it would be for YOU to: pick a fight with someone? . . . . .	94
241	During the past 12 months, have you talked with at least one of your parents about the dangers of underage drinking and/or drinking and driving? By parents, we mean either your biological parents, adoptive parents, stepparents, or adult guardians - whether or not they live with you. . . . .	94
242	The rules in my family are clear. . . . .	95
243	People in my family have serious arguments about the same things, and often insult or yell at each other. . . . .	95

244	When I am not at home, one of my parents knows where I am and who I am with. . . . .	95
245	My family has clear rules about alcohol and drug use. . . . .	96
246	If you skipped school would you be caught by your parents? . . . . .	96
247	My parents ask if I've gotten my homework done. . . . .	96
248	Would your parents know if you did not come home on time? . . . . .	97
249	Do you know how to properly dispose of leftover prescription drugs? . . . . .	97
250	Have any of your brothers or sisters ever: drunk beer, wine or hard liquor (for example, vodka, whiskey or gin)? . . . . .	97
251	Have any of your brothers or sisters ever: smoked marijuana? . . . . .	97
252	Have any of your brothers or sisters ever: smoked cigarettes? . . . . .	98
253	Have any of your brothers or sisters ever: taken a handgun to school? . . . . .	98
254	Have any of your brothers or sisters ever: been suspended or expelled from school? . . . . .	98
255	Have any of your brothers or sisters ever: used e-cigarettes, e-cigars or e-hookahs (vaping)? . . . . .	98
256	Have any of your brothers or sisters ever: used prescription drugs not prescribed to him/her? . . . . .	99
257	Have you changed homes in the past year (the last 12 months)? . . . . .	99
258	How many times have you changed homes since kindergarten? . . . . .	99
259	Have you changed schools (including changing from elementary to middle and middle to high school) in the past year? . . . . .	99
260	How many times have you changed schools since kindergarten (including changing from elementary to middle and middle to high school)? . . . . .	100
261	Has anyone in your family ever had severe alcohol or drug problems? . . . . .	100
262	About how many adults (over 21) have you known personally who in the past year have: used marijuana, crack, cocaine, or other drugs? . . . . .	100
263	About how many adults (over 21) have you known personally who in the past year have: sold or dealt drugs? . . . . .	101
264	About how many adults (over 21) have you known personally who in the past year have: done other things that could get them in trouble with the police, like stealing, selling stolen goods, mugging or assaulting others, etc.? . . . .	101
265	About how many adults (over 21) have you known personally who in the past year have: gotten drunk or high? . . . . .	101
266	How honest were you in filling out this survey? . . . . .	102

List of Figures

1	Grade Chart . . . . .	12
2	Gender Chart . . . . .	13
3	Age Chart . . . . .	14

# 1 INTRODUCTION

This report was generated from data collected on the *2018 Arkansas Prevention Needs Assessment Student Survey*. This report contains basic frequency tables of all data collected and graphs on the selected demographic variables of grade, gender and age.

Questions regarding the information found in this report can be directed to:

**International Survey Associates dba Pride Surveys**

Mr. Jay Gleaton

2140 Newmarket Parkway

Suite 116

Marietta, GA 30067

Telephone: (800) 279-6361

Fax: (770) 726-9327

Website: <http://www.pridesurveys.com>

# Grade Chart

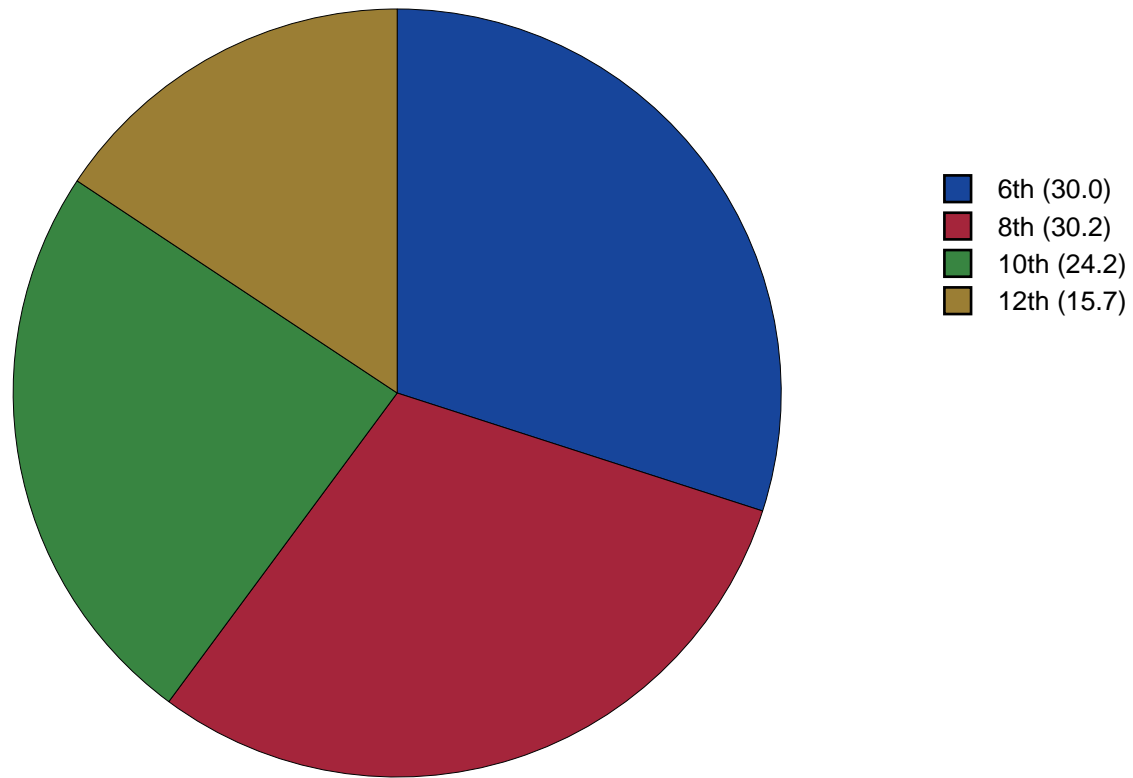


Figure 1: Grade Chart

## Gender Chart

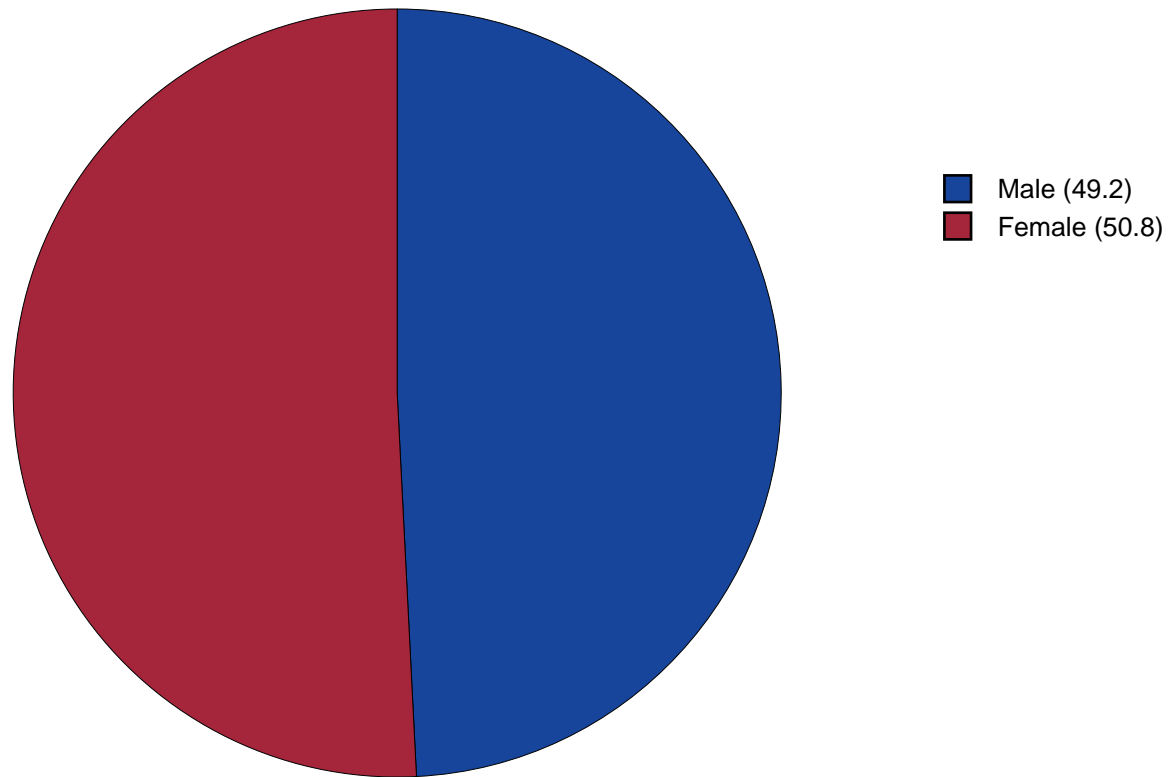


Figure 2: Gender Chart



# Age Chart

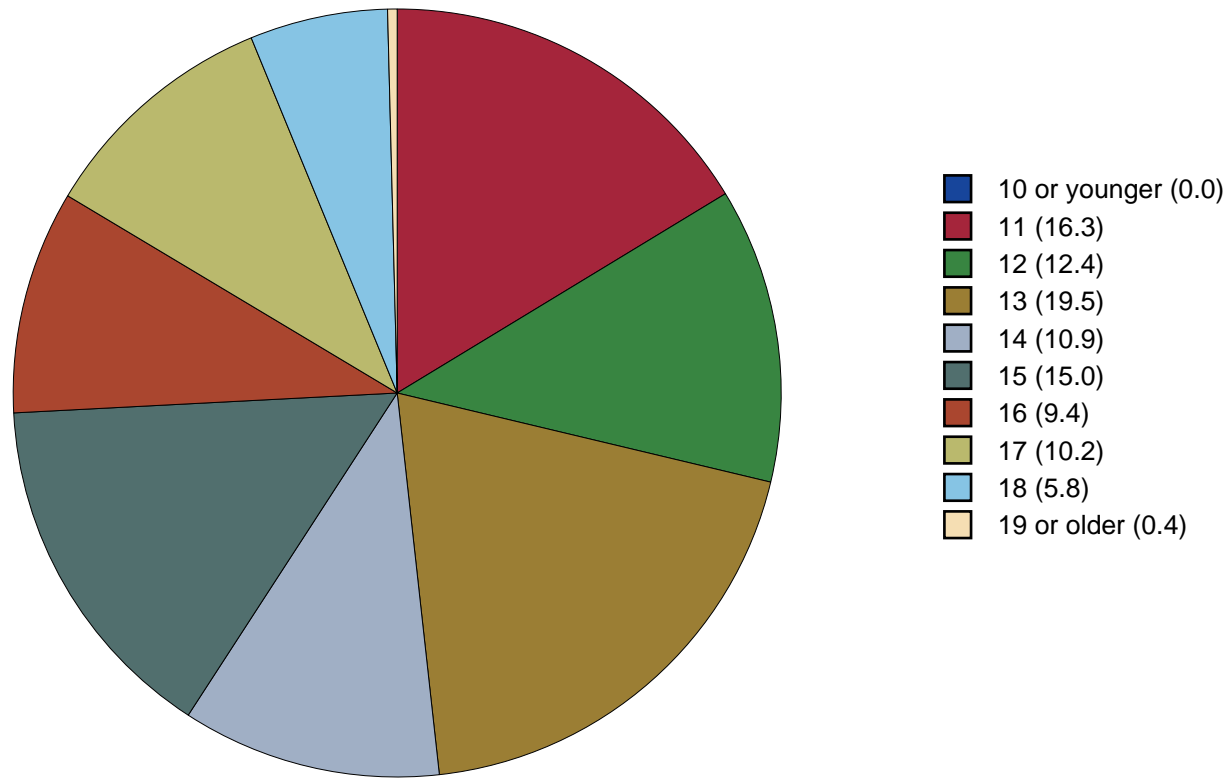


Figure 3: Age Chart

## 2 PERCENTAGE TABLES

The following tables contain frequency distribution detailing how your students responded to each question on the survey. The tables appear in the same order as the questions on the survey. The tables include breakdowns by grade level as well as overall percentages. The *N of Valid* row is a frequency count of the number of valid responses to each question for each grade and overall. The *N of Miss* row is a frequency count of the number of invalid (marked more than one response) or missing (i.e. did not respond) responses to each question for each grade and overall.

For the questions that allowed more than one response (i.e. race, live with, etc.) each response becomes a separate table. If a student did not mark the response, that was counted as a NO response, and if they did mark the response, that was counted as a YES response. Since a non response is a valid response for these questions, the *N of Miss* will always be zero for these questions.

Table 1: Gender



Response	6	8	10	12	Total	
Male	50.6	49.1	48.0	48.6	49.2	
Female	49.4	50.9	52.0	51.4	50.8	
N of Valid	1818	1802	1426	909	5955	
N of Miss	31	62	64	57	214	

Table 2: Age











Response	6	8	10	12	Total	
10 or younger	0.2	0.0	0.0	0.0	0.0	
11	54.5	0.0	0.0	0.0	16.3	
12	41.3	0.2	0.0	0.0	12.4	
13	3.9	60.8	0.1	0.0	19.5	
14	0.1	35.9	0.1	0.0	10.9	
15	0.0	3.0	58.2	0.0	15.0	
16	0.0	0.2	38.4	0.3	9.4	
17	0.0	0.0	3.2	60.3	10.2	
18	0.0	0.0	0.1	36.7	5.8	
19 or older	0.0	0.0	0.0	2.7	0.4	
N of Valid	1834	1849	1485	964	6132	
N of Miss	15	15	5	2	37	

Table 3: Are you Hispanic or Latino?



Response	6	8	10	12	Total	
No	88.8	89.6	89.7	91.7	89.7	
Yes	11.2	10.4	10.3	8.3	10.3	
N of Valid	1714	1812	1459	955	5940	
N of Miss	135	52	31	11	229	

Table 4: What is your race? Black or African American



Response	6	8	10	12	Total	
No	91.8	92.4	92.6	89.6	91.8	
Yes	8.2	7.6	7.4	10.4	8.2	
N of Valid	1790	1847	1467	959	6063	
N of Miss	0	0	0	0	0	

Table 5: What is your race? Asian



Response	6	8	10	12	Total	
No	99.1	98.3	98.6	98.6	98.6	
Yes	0.9	1.7	1.4	1.4	1.4	
N of Valid	1790	1847	1467	959	6063	
N of Miss	0	0	0	0	0	

Table 6: What is your race? American Indian



Response	6	8	10	12	Total	
No	90.9	92.0	94.8	96.4	93.0	
Yes	9.1	8.0	5.2	3.6	7.0	
N of Valid	1790	1847	1467	959	6063	
N of Miss	0	0	0	0	0	

Table 7: What is your race? Alaska Native



Response	6	8	10	12	Total	
No	99.8	99.8	99.9	99.7	99.8	
Yes	0.2	0.2	0.1	0.3	0.2	
N of Valid	1790	1847	1467	959	6063	
N of Miss	0	0	0	0	0	

Table 8: What is your race? White



Response	6	8	10	12	Total	
No	19.0	15.4	12.1	13.1	15.3	
Yes	81.0	84.6	87.9	86.9	84.7	
N of Valid	1790	1847	1467	959	6063	
N of Miss	0	0	0	0	0	

Table 9: What is your race? Native Hawaiian or Other Pacific Islander



Response	6	8	10	12	Total	
No	99.6	99.6	99.3	99.5	99.5	
Yes	0.4	0.4	0.7	0.5	0.5	
N of Valid	1790	1847	1467	959	6063	
N of Miss	0	0	0	0	0	

Table 10: What is your race? Other



Response	6	8	10	12	Total	
No	85.6	88.9	92.4	96.1	89.9	
Yes	14.4	11.1	7.6	3.9	10.1	
N of Valid	1790	1847	1467	959	6063	
N of Miss	0	0	0	0	0	



Table 11: What is the highest level of schooling completed by your mother or father?









Response	6	8	10	12	Total	
Completed grade school or less	2.5	2.5	1.9	1.7	2.2	
Some high school	3.7	6.1	13.0	16.4	8.7	
Completed high school	12.7	16.6	17.6	20.2	16.3	
Some college	11.0	14.3	17.5	19.3	14.9	
Completed college	22.5	27.0	26.9	24.6	25.3	
Graduate or professional school after college	9.0	10.3	10.5	9.1	9.8	
Don't know	36.5	21.9	11.1	6.8	21.1	
Does not apply	2.1	1.2	1.6	1.9	1.7	
N of Valid	1766	1846	1481	962	6055	
N of Miss	83	18	9	4	114	

Table 12: Think of where you live most of the time. Which of the following people live there with you? Mother



Response	6	8	10	12	Total	
No	16.2	16.1	20.8	22.7	18.3	
Yes	83.8	83.9	79.2	77.3	81.7	
N of Valid	1828	1858	1483	960	6129	
N of Miss	0	0	0	0	0	

Table 13: Think of where you live most of the time. Which of the following people live there with you? Stepmother



Response	6	8	10	12	Total	
No	92.8	92.1	92.0	92.2	92.3	
Yes	7.2	7.9	8.0	7.8	7.7	
N of Valid	1828	1858	1483	960	6129	
N of Miss	0	0	0	0	0	

Table 14: Think of where you live most of the time. Which of the following people live there with you? Foster Mother



Response	6	8	10	12	Total	
No	99.0	99.4	99.3	99.0	99.2	
Yes	1.0	0.6	0.7	1.0	0.8	
N of Valid	1828	1858	1483	960	6129	
N of Miss	0	0	0	0	0	

Table 15: Think of where you live most of the time. Which of the following people live there with you? Grandmother



Response	6	8	10	12	Total	
No	82.4	85.6	85.4	88.9	85.1	
Yes	17.6	14.4	14.6	11.1	14.9	
N of Valid	1828	1858	1483	960	6129	
N of Miss	0	0	0	0	0	

Table 16: Think of where you live most of the time. Which of the following people live there with you? Aunt



Response	6	8	10	12	Total	
No	94.1	95.7	96.2	97.8	95.7	
Yes	5.9	4.3	3.8	2.2	4.3	
N of Valid	1828	1858	1483	960	6129	
N of Miss	0	0	0	0	0	

Table 17: Think of where you live most of the time. Which of the following people live there with you? Father



Response	6	8	10	12	Total	
No	39.1	42.2	40.0	45.7	41.3	
Yes	60.9	57.8	60.0	54.3	58.7	
N of Valid	1828	1858	1483	960	6129	
N of Miss	0	0	0	0	0	

Table 18: Think of where you live most of the time. Which of the following people live there with you? Stepfather



Response	6	8	10	12	Total	
No	84.2	81.9	84.2	83.6	83.4	
Yes	15.8	18.1	15.8	16.4	16.6	
N of Valid	1828	1858	1483	960	6129	
N of Miss	0	0	0	0	0	

Table 19: Think of where you live most of the time. Which of the following people live there with you? Foster Father



Response	6	8	10	12	Total	
No	99.4	99.5	99.3	98.9	99.3	
Yes	0.6	0.5	0.7	1.1	0.7	
N of Valid	1828	1858	1483	960	6129	
N of Miss	0	0	0	0	0	

Table 20: Think of where you live most of the time. Which of the following people live there with you? Grandfather



Response	6	8	10	12	Total	
No	88.7	91.7	91.6	93.9	91.1	
Yes	11.3	8.3	8.4	6.1	8.9	
N of Valid	1828	1858	1483	960	6129	
N of Miss	0	0	0	0	0	

Table 21: Think of where you live most of the time. Which of the following people live there with you? Uncle



Response	6	8	10	12	Total	
No	94.0	96.3	95.9	97.2	95.6	
Yes	6.0	3.7	4.1	2.8	4.4	
N of Valid	1828	1858	1483	960	6129	
N of Miss	0	0	0	0	0	

Table 22: Think of where you live most of the time. Which of the following people live there with you? Other Adults



Response	6	8	10	12	Total	
No	96.9	97.6	97.2	96.9	97.2	
Yes	3.1	2.4	2.8	3.1	2.8	
N of Valid	1828	1858	1483	960	6129	
N of Miss	0	0	0	0	0	

Table 23: Think of where you live most of the time. Which of the following people live there with you? Brother(s)



Response	6	8	10	12	Total	
No	53.3	52.2	55.2	63.1	55.0	
Yes	46.7	47.8	44.8	36.9	45.0	
N of Valid	1828	1858	1483	960	6129	
N of Miss	0	0	0	0	0	

Table 24: Think of where you live most of the time. Which of the following people live there with you? Stepbrother(s)



Response	6	8	10	12	Total	
No	94.0	93.5	94.2	95.7	94.2	
Yes	6.0	6.5	5.8	4.3	5.8	
N of Valid	1828	1858	1483	960	6129	
N of Miss	0	0	0	0	0	

Table 25: Think of where you live most of the time. Which of the following people live there with you? Sister(s)



Response	6	8	10	12	Total	
No	53.8	51.8	57.2	66.0	56.0	
Yes	46.2	48.2	42.8	34.0	44.0	
N of Valid	1828	1858	1483	960	6129	
N of Miss	0	0	0	0	0	

Table 26: Think of where you live most of the time. Which of the following people live there with you? Stepsister(s)



Response	6	8	10	12	Total	
No	93.8	94.2	94.6	95.4	94.4	
Yes	6.2	5.8	5.4	4.6	5.6	
N of Valid	1828	1858	1483	960	6129	
N of Miss	0	0	0	0	0	

Table 27: Think of where you live most of the time. Which of the following people live there with you? Other Children



Response	6	8	10	12	Total	
No	93.8	94.7	94.0	95.3	94.3	
Yes	6.2	5.3	6.0	4.7	5.7	
N of Valid	1828	1858	1483	960	6129	
N of Miss	0	0	0	0	0	

Table 28: In my school, students have lots of chances to help decide things like class activities and rules.





Response	6	8	10	12	Total	
NO!	11.7	9.8	11.3	15.5	11.7	
no	38.7	35.2	33.4	31.5	35.2	
yes	42.4	47.2	46.0	44.4	45.1	
YES!	7.1	7.7	9.3	8.6	8.1	
N of Valid	1797	1840	1467	953	6057	
N of Miss	52	24	23	13	112	

Table 29: Teachers ask me to work on special classroom projects.





Response	6	8	10	12	Total	
NO!	12.2	9.0	10.7	9.5	10.4	
no	45.0	44.2	41.9	41.4	43.4	
yes	34.5	40.6	39.7	42.6	38.9	
YES!	8.4	6.2	7.8	6.6	7.3	
N of Valid	1756	1816	1444	940	5956	
N of Miss	93	48	46	26	213	



Table 30: My teacher(s) notices when I am doing a good job and lets me know about it.

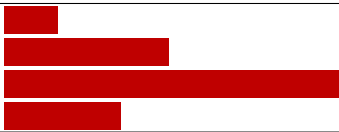
Response	6	8	10	12	Total	
NO!	4.7	6.4	7.4	7.4	6.3	
no	18.5	25.0	29.2	27.4	24.5	
yes	53.1	54.1	50.5	52.1	52.6	
YES!	23.7	14.5	13.0	13.1	16.6	
N of Valid	1748	1798	1441	933	5920	
N of Miss	101	66	49	33	249	

Table 31: There are lots of chances for students in my school to get involved in sports, clubs, and other school activities outside of class.


Response	6	8	10	12	Total	
NO!	3.3	1.6	1.7	2.9	2.3	
no	10.8	5.6	5.1	6.0	7.1	
yes	41.6	38.9	42.0	46.9	41.7	
YES!	44.2	54.0	51.3	44.2	48.9	
N of Valid	1794	1832	1454	947	6027	
N of Miss	55	32	36	19	142	

Table 32: There are lots of chances for students in my school to talk with a teacher one-on-one.

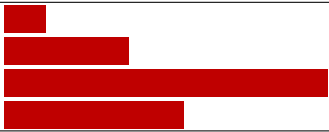
Response	6	8	10	12	Total	
NO!	4.3	3.6	4.6	4.9	4.3	
no	14.6	18.9	21.4	16.5	17.8	
yes	47.7	51.9	50.9	55.1	50.9	
YES!	33.4	25.7	23.0	23.5	27.0	
N of Valid	1794	1839	1463	950	6046	
N of Miss	55	25	27	16	123	

Table 33: I feel safe at my school.





Response	6	8	10	12	Total	
NO!	4.2	6.1	6.6	7.7	5.9	
no	11.2	14.3	17.2	14.7	14.1	
yes	44.3	52.3	57.3	55.6	51.6	
YES!	40.2	27.3	18.9	22.0	28.3	
N of Valid	1794	1821	1450	940	6005	
N of Miss	55	43	40	26	164	

Table 34: The school lets my parents know when I have done something well.





Response	6	8	10	12	Total	
NO!	10.3	16.4	24.1	24.5	17.7	
no	39.0	45.4	47.0	46.6	44.1	
yes	36.4	30.2	23.5	24.4	29.5	
YES!	14.3	8.0	5.4	4.4	8.7	
N of Valid	1782	1828	1460	950	6020	
N of Miss	67	36	30	16	149	

Table 35: My teachers praise me when I work hard in school.





Response	6	8	10	12	Total	
NO!	12.6	14.6	15.7	13.9	14.1	
no	36.0	43.1	42.8	41.1	40.6	
yes	39.0	34.4	34.3	39.3	36.5	
YES!	12.4	7.9	7.2	5.6	8.7	
N of Valid	1760	1828	1450	943	5981	
N of Miss	89	36	40	23	188	

Table 36: Are your school grades better than the grades of most students in your class?

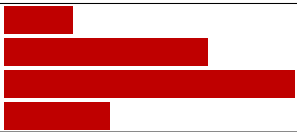
Response	6	8	10	12	Total	
NO!	10.3	8.5	8.8	6.0	8.7	
no	33.3	32.5	27.3	29.5	31.0	
yes	42.1	46.5	47.3	46.5	45.4	
YES!	14.2	12.6	16.6	18.0	14.9	
N of Valid	1770	1832	1449	949	6000	
N of Miss	79	32	41	17	169	

Table 37: I have lots of chances to be part of class discussions or activities.

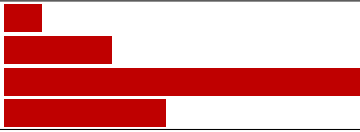
Response	6	8	10	12	Total	
NO!	4.1	3.5	3.3	3.4	3.6	
no	15.6	14.9	14.6	15.5	15.2	
yes	49.9	57.7	62.3	62.7	57.3	
YES!	30.4	23.9	19.8	18.4	24.0	
N of Valid	1783	1842	1456	944	6025	
N of Miss	66	22	34	22	144	

Table 38: Now thinking back over the past year in school, how often did you: enjoy being in school?

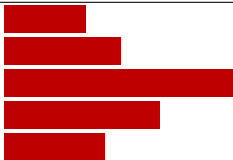
Response	6	8	10	12	Total	
Never	8.4	10.2	13.3	13.4	10.9	
Seldom	13.8	16.5	18.8	19.1	16.6	
Sometimes	32.6	35.5	37.2	37.7	35.4	
Often	23.7	23.5	22.9	21.1	23.0	
Almost always	21.5	14.4	7.9	8.7	14.1	
N of Valid	1811	1841	1470	953	6075	
N of Miss	38	23	20	13	94	

Table 39: Now thinking back over the past year in school, how often did you: hate being in school?

Response	6	8	10	12	Total	
Never	11.7	6.6	4.5	4.2	7.2	
Seldom	30.8	26.3	18.2	17.1	24.2	
Sometimes	28.8	30.9	34.4	37.9	32.2	
Often	13.3	19.2	25.1	22.7	19.4	
Almost always	15.4	17.1	17.9	18.1	16.9	
N of Valid	1782	1826	1456	944	6008	
N of Miss	67	38	34	22	161	

Table 40: Now thinking back over the past year in school, how often did you: try to do your best work in school?

Response	6	8	10	12	Total	
Never	0.3	0.6	1.0	1.3	0.7	
Seldom	1.4	1.7	2.3	3.3	2.0	
Sometimes	6.4	10.2	16.0	19.2	11.9	
Often	21.1	29.6	31.3	33.8	28.2	
Almost always	70.8	57.8	49.4	42.5	57.2	
N of Valid	1802	1829	1459	949	6039	
N of Miss	47	35	31	17	130	

Table 41: How often do you feel that the school work you are assigned is meaningful and important?

Response	6	8	10	12	Total	
Never	4.4	5.8	6.7	8.3	6.0	
Seldom	9.7	18.1	23.3	26.7	18.2	
Sometimes	27.5	35.1	42.8	39.2	35.4	
Often	28.7	26.9	19.9	20.6	24.7	
Almost always	29.6	14.1	7.4	5.2	15.7	
N of Valid	1806	1836	1465	953	6060	
N of Miss	43	28	25	13	109	

Table 42: Putting them all together, what were your grades like last year?






Response	6	8	10	12	Total	
Mostly F's	1.7	1.1	0.4	0.7	1.1	
Mostly D's	2.3	2.3	4.7	1.9	2.8	
Mostly C's	13.0	15.3	17.4	15.1	15.1	
Mostly B's	39.5	41.0	35.2	40.8	39.1	
Mostly A's	43.4	40.3	42.3	41.5	41.9	
N of Valid	1789	1833	1461	947	6030	
N of Miss	60	31	29	19	139	

Table 43: How important do you think the things you are learning in school are going to be for your later life?






Response	6	8	10	12	Total	
Very important	38.5	19.5	10.9	7.9	21.3	
Quite important	26.9	24.2	21.4	17.1	23.2	
Fairly important	20.7	33.8	34.7	34.8	30.3	
Slightly important	11.1	18.5	26.1	32.0	20.2	
Not at all important	2.8	4.0	7.0	8.2	5.0	
N of Valid	1813	1841	1465	950	6069	
N of Miss	36	23	25	16	100	

Table 44: During the LAST FOUR WEEKS how many whole days of school have you missed because you skipped or "cut"?








Response	6	8	10	12	Total	
None	60.0	66.9	66.4	58.1	63.4	
1	14.8	13.5	15.0	14.3	14.4	
2	10.1	7.9	7.8	10.6	9.0	
3	6.7	6.5	5.0	8.6	6.5	
4-5	6.1	3.4	3.9	5.5	4.7	
6-10	1.5	1.2	1.4	1.8	1.4	
11 or more	0.7	0.5	0.3	1.1	0.6	
N of Valid	1815	1842	1469	951	6077	
N of Miss	34	22	21	15	92	



Table 45: What are the chances you would be seen as cool if you: smoked cigarettes?


Response	6	8	10	12	Total	
No or very little chance	86.3	70.0	59.0	62.2	71.0	
Little chance	6.8	12.9	18.6	19.2	13.5	
Some chance	3.5	9.7	13.3	11.3	9.0	
Pretty good chance	2.5	5.2	6.3	4.7	4.6	
Very good chance	0.9	2.1	2.8	2.7	2.0	
N of Valid	1796	1832	1450	939	6017	
N of Miss	53	32	40	27	152	

Table 46: What are the chances you would be seen as cool if you: worked hard at school?

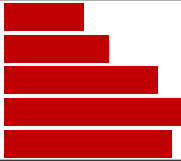
Response	6	8	10	12	Total	
No or very little chance	6.3	10.6	12.8	15.0	10.5	
Little chance	9.0	15.6	18.9	16.9	14.6	
Some chance	17.6	22.1	25.9	29.3	22.8	
Pretty good chance	29.7	27.5	25.8	23.6	27.2	
Very good chance	37.5	24.2	16.5	15.2	24.9	
N of Valid	1786	1804	1426	925	5941	
N of Miss	63	60	64	41	228	

Table 47: What are the chances you would be seen as cool if you: began drinking alcoholic beverages regularly, that is, at least once or twice a month?


Response	6	8	10	12	Total	
No or very little chance	84.3	66.0	45.2	42.9	62.9	
Little chance	7.9	13.2	16.7	17.2	13.1	
Some chance	4.0	9.8	17.6	17.4	11.1	
Pretty good chance	2.6	7.3	14.6	14.4	8.7	
Very good chance	1.1	3.7	6.0	8.0	4.1	
N of Valid	1789	1820	1441	936	5986	
N of Miss	60	44	49	30	183	

Table 48: What are the chances you would be seen as cool if you: defended someone who was being bullied?

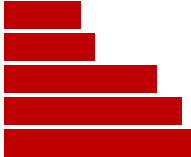
Response	6	8	10	12	Total	
No or very little chance	7.4	9.9	11.6	12.6	10.0	
Little chance	8.6	12.6	16.4	13.1	12.4	
Some chance	16.9	22.6	25.4	28.9	22.5	
Pretty good chance	26.0	28.8	24.9	26.8	26.7	
Very good chance	41.2	26.0	21.7	18.7	28.3	
N of Valid	1786	1830	1443	938	5997	
N of Miss	63	34	47	28	172	

Table 49: What are the chances you would be seen as cool if you: smoked marijuana?


Response	6	8	10	12	Total	
No or very little chance	87.7	66.6	47.1	45.3	64.8	
Little chance	4.9	10.7	12.7	13.8	9.9	
Some chance	3.1	8.0	14.7	15.1	9.3	
Pretty good chance	2.4	7.2	13.4	14.2	8.3	
Very good chance	2.0	7.6	12.0	11.6	7.6	
N of Valid	1791	1827	1445	939	6002	
N of Miss	58	37	45	27	167	

Table 50: What are the chances you would be seen as cool if you: carried a handgun?


Response	6	8	10	12	Total	
No or very little chance	80.3	72.6	69.5	71.0	73.9	
Little chance	7.9	12.1	14.3	13.9	11.7	
Some chance	5.2	7.8	7.4	8.1	7.0	
Pretty good chance	2.9	4.1	4.8	3.0	3.7	
Very good chance	3.7	3.4	4.0	4.0	3.7	
N of Valid	1779	1819	1440	935	5973	
N of Miss	70	45	50	31	196	

Table 51: What are the chances you would be seen as cool if you: used e-cigarettes, e-cigars or e-hookahs (vaping)?






Response	6	8	10	12	Total	
No or very little chance	81.1	57.1	41.2	39.6	57.7	
Little chance	8.3	11.0	11.0	12.2	10.4	
Some chance	4.2	10.3	13.4	14.3	9.9	
Pretty good chance	3.2	9.5	14.9	15.5	9.9	
Very good chance	3.2	12.0	19.5	18.4	12.2	
N of Valid	1781	1822	1443	931	5977	
N of Miss	68	42	47	35	192	

Table 52: What are the chances you would be seen as cool if you: bullied someone or cyber bullied someone?






Response	6	8	10	12	Total	
No or very little chance	81.1	57.1	41.2	39.6	57.7	
Little chance	8.3	11.0	11.0	12.2	10.4	
Some chance	4.2	10.3	13.4	14.3	9.9	
Pretty good chance	3.2	9.5	14.9	15.5	9.9	
Very good chance	3.2	12.0	19.5	18.4	12.2	
N of Valid	1781	1822	1443	931	5977	
N of Miss	68	42	47	35	192	

Table 53: Think of your four best friends (the friends you feel closest to). In the past year (12 months), how many of your best friends have: participated in clubs, organizations or activities at school?






Response	6	8	10	12	Total	
0	18.5	10.7	9.5	14.4	13.3	
1	13.8	10.5	10.5	12.0	11.7	
2	15.9	18.3	17.3	17.1	17.2	
3	16.1	16.0	16.5	13.5	15.8	
4	35.7	44.5	46.1	43.0	42.0	
N of Valid	1780	1818	1442	933	5973	
N of Miss	69	46	48	33	196	

Table 54: Think of your four best friends (the friends you feel closest to). In the past year (12 months), how many of your best friends have: smoked cigarettes?






Response	6	8	10	12	Total	
0	91.6	79.4	64.3	58.1	76.1	
1	5.3	10.7	16.8	17.9	11.7	
2	1.8	5.8	8.6	12.0	6.2	
3	0.7	1.9	4.7	5.1	2.7	
4	0.6	2.2	5.6	6.8	3.2	
N of Valid	1761	1795	1411	915	5882	
N of Miss	88	69	79	51	287	

Table 55: Think of your four best friends (the friends you feel closest to). In the past year (12 months), how many of your best friends have: tried beer, wine or hard liquor (for example, vodka, whiskey, or gin) when their parents didn't know about it?






Response	6	8	10	12	Total	
0	84.9	65.3	45.4	39.7	62.4	
1	8.7	15.6	16.5	15.3	13.7	
2	3.5	9.5	14.5	14.3	9.7	
3	1.2	4.4	9.1	10.6	5.5	
4	1.7	5.1	14.4	20.2	8.7	
N of Valid	1792	1823	1445	933	5993	
N of Miss	57	41	45	33	176	

Table 56: Think of your four best friends (the friends you feel closest to). In the past year (12 months), how many of your best friends have: used e-cigarettes, e-cigars, or e-hookahs?






Response	6	8	10	12	Total	
0	90.3	69.7	50.0	45.1	67.3	
1	5.4	13.1	15.2	13.6	11.4	
2	2.1	7.3	11.5	11.3	7.4	
3	0.9	4.5	8.2	9.2	5.1	
4	1.3	5.4	15.0	20.7	8.9	
N of Valid	1790	1823	1438	935	5986	
N of Miss	59	41	52	31	183	

Table 57: Think of your four best friends (the friends you feel closest to). In the past year (12 months), how many of your best friends have: used marijuana?






Response	6	8	10	12	Total	
0	95.7	80.8	61.0	53.3	76.2	
1	2.5	10.2	15.0	15.8	9.9	
2	0.8	4.4	9.7	11.3	5.7	
3	0.4	2.3	6.6	7.8	3.7	
4	0.6	2.3	7.7	11.7	4.5	
N of Valid	1786	1806	1438	930	5960	
N of Miss	63	58	52	36	209	

Table 58: Think of your four best friends (the friends you feel closest to). In the past year (12 months), how many of your best friends have: used prescription drugs or non-prescription drugs for the purpose of getting high?






Response	6	8	10	12	Total	
0	97.0	89.4	84.6	80.2	89.1	
1	1.8	6.6	7.5	9.5	5.8	
2	0.6	1.9	3.3	4.6	2.3	
3	0.3	1.0	2.5	1.7	1.3	
4	0.4	1.1	2.1	4.0	1.6	
N of Valid	1792	1828	1442	935	5997	
N of Miss	57	36	48	31	172	

Table 59: Think of your four best friends (the friends you feel closest to). In the past year (12 months), how many of your best friends have: used synthetic marijuana (K2, spice) or bath salts?






Response	6	8	10	12	Total	
0	98.2	95.3	92.6	90.9	94.8	
1	1.0	2.7	3.9	4.9	2.9	
2	0.4	1.0	1.5	2.0	1.1	
3	0.1	0.3	0.9	0.5	0.4	
4	0.3	0.7	1.0	1.6	0.8	
N of Valid	1790	1819	1444	935	5988	
N of Miss	59	45	46	31	181	

Table 60: Think of your four best friends (the friends you feel closest to). In the past year (12 months), how many of your best friends have: used LSD, cocaine, amphetamines, or other illegal drugs?


Response	6	8	10	12	Total	
0	97.9	94.1	91.3	88.0	93.6	
1	1.0	4.0	5.2	7.1	3.9	
2	0.3	1.0	2.1	2.6	1.3	
3	0.2	0.3	0.6	0.8	0.4	
4	0.6	0.5	0.8	1.6	0.8	
N of Valid	1790	1823	1446	933	5992	
N of Miss	59	41	44	33	177	

Table 61: Think of your four best friends (the friends you feel closest to). In the past year (12 months), how many of your best friends have: been bullied?

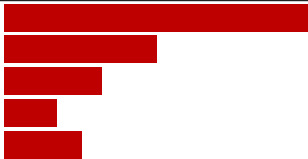
Response	6	8	10	12	Total	
0	37.7	44.6	53.3	64.4	47.7	
1	26.9	23.4	21.5	14.0	22.5	
2	14.3	14.8	12.3	11.4	13.5	
3	7.5	6.7	4.9	4.6	6.2	
4	13.6	10.5	8.0	5.6	10.1	
N of Valid	1775	1820	1443	933	5971	
N of Miss	74	44	47	33	198	

Table 62: Think of your four best friends (the friends you feel closest to). In the past year (12 months), how many of your best friends have: been suspended from school?


Response	6	8	10	12	Total	
0	73.5	67.9	70.0	78.8	71.8	
1	17.1	18.1	16.0	13.2	16.5	
2	5.4	7.2	8.5	4.5	6.6	
3	2.1	3.5	3.0	1.2	2.6	
4	1.9	3.3	2.5	2.4	2.5	
N of Valid	1781	1820	1440	934	5975	
N of Miss	68	44	50	32	194	

Table 63: Think of your four best friends (the friends you feel closest to). In the past year (12 months), how many of your best friends have: carried a handgun?






Response	6	8	10	12	Total	
0	94.4	94.5	92.9	92.3	93.7	
1	2.6	2.5	3.5	3.4	2.9	
2	1.1	1.6	1.5	2.1	1.5	
3	0.7	0.5	0.8	0.7	0.7	
4	1.2	0.8	1.2	1.4	1.1	
N of Valid	1788	1824	1445	936	5993	
N of Miss	61	40	45	30	176	

Table 64: Think of your four best friends (the friends you feel closest to). In the past year (12 months), how many of your best friends have: sold illegal drugs?






Response	6	8	10	12	Total	
0	98.5	94.7	90.5	87.1	93.6	
1	0.8	3.5	4.9	6.5	3.5	
2	0.1	0.8	2.6	3.3	1.4	
3	0.2	0.4	0.6	1.4	0.5	
4	0.4	0.7	1.5	1.7	1.0	
N of Valid	1786	1818	1440	930	5974	
N of Miss	63	46	50	36	195	

Table 65: Think of your four best friends (the friends you feel closest to). In the past year (12 months), how many of your best friends have: regularly attended religious services?






Response	6	8	10	12	Total	
0	35.1	24.3	21.0	29.2	27.4	
1	10.3	12.3	15.9	17.6	13.4	
2	12.4	16.2	22.3	20.9	17.3	
3	12.5	18.2	15.4	14.1	15.2	
4	29.7	29.0	25.4	18.2	26.6	
N of Valid	1736	1803	1441	931	5911	
N of Miss	113	61	49	35	258	

Table 66: Think of your four best friends (the friends you feel closest to). In the past year (12 months), how many of your best friends have: stolen or tried to steal a motor vehicle such as a car or motorcycle?






Response	6	8	10	12	Total	
0	97.8	96.5	95.1	96.1	96.5	
1	1.5	2.3	2.9	2.0	2.1	
2	0.1	0.5	1.3	1.4	0.7	
3	0.2	0.2	0.3	0.1	0.2	
4	0.4	0.6	0.6	0.3	0.5	
N of Valid	1790	1810	1436	932	5968	
N of Miss	59	54	54	34	201	

Table 67: Think of your four best friends (the friends you feel closest to). In the past year (12 months), how many of your best friends have: been arrested?






Response	6	8	10	12	Total	
0	96.0	91.3	88.2	87.4	91.4	
1	2.9	5.7	7.2	7.1	5.4	
2	0.3	1.7	3.4	3.6	2.0	
3	0.3	0.6	0.6	0.6	0.5	
4	0.5	0.7	0.6	1.3	0.7	
N of Valid	1787	1824	1446	933	5990	
N of Miss	62	40	44	33	179	

Table 68: Think of your four best friends (the friends you feel closest to). In the past year (12 months), how many of your best friends have: dropped out of school?






Response	6	8	10	12	Total	
0	95.4	95.8	92.8	88.8	93.9	
1	3.0	2.7	5.1	8.5	4.3	
2	0.8	0.8	1.3	1.6	1.1	
3	0.2	0.2	0.3	0.5	0.3	
4	0.5	0.5	0.6	0.5	0.5	
N of Valid	1778	1817	1445	936	5976	
N of Miss	71	47	45	30	193	



Table 69: Think of your four best friends (the friends you feel closest to). In the past year (12 months), how many of your best friends have: been members of a gang?






Response	6	8	10	12	Total	
0	93.5	92.3	93.1	94.0	93.1	
1	3.4	4.3	3.7	3.2	3.7	
2	0.8	0.9	1.2	1.3	1.0	
3	0.4	0.7	0.8	0.1	0.5	
4	1.8	1.8	1.1	1.4	1.6	
N of Valid	1778	1823	1443	935	5979	
N of Miss	71	41	47	31	190	

Table 70: How old were you when you first: smoked marijuana?










Response	6	8	10	12	Total	
Never	98.3	92.0	80.2	68.6	87.4	
10 or younger	0.7	1.1	1.0	1.0	1.0	
11	0.7	1.3	1.4	0.9	1.1	
12	0.2	1.9	2.4	2.2	1.6	
13	0.1	3.0	2.9	3.5	2.2	
14	0.0	0.7	5.6	4.1	2.2	
15	0.0	0.0	5.1	6.1	2.2	
16	0.0	0.0	1.4	7.9	1.6	
17 or older	0.0	0.1	0.0	5.8	0.9	
N of Valid	1793	1827	1443	935	5998	
N of Miss	56	37	47	31	171	

Table 71: How old were you when you first: smoked a cigarette, even just a puff?










Response	6	8	10	12	Total	
Never	92.7	83.1	71.9	61.8	80.0	
10 or younger	4.4	7.8	6.9	6.4	6.4	
11	2.1	2.6	2.9	2.4	2.5	
12	0.7	2.5	3.7	2.6	2.3	
13	0.1	3.1	3.9	4.3	2.6	
14	0.0	0.9	3.8	4.5	1.9	
15	0.0	0.1	5.5	3.9	1.9	
16	0.0	0.0	1.3	7.6	1.5	
17 or older	0.0	0.1	0.0	6.4	1.0	
N of Valid	1763	1798	1401	917	5879	
N of Miss	86	66	89	49	290	

Table 72: How old were you when you first: had more than a sip or two of beer, wine or hard liquor (for example, vodka, whiskey, or gin)?










Response	6	8	10	12	Total	
Never	83.1	70.2	54.2	45.5	66.4	
10 or younger	10.8	10.1	7.0	6.8	9.0	
11	4.9	4.9	3.1	1.9	4.0	
12	0.9	5.9	4.0	3.1	3.5	
13	0.2	7.6	7.2	4.7	4.8	
14	0.0	1.2	10.9	6.6	4.0	
15	0.0	0.2	10.7	10.1	4.2	
16	0.1	0.0	3.0	13.1	2.8	
17 or older	0.0	0.0	0.0	8.2	1.3	
N of Valid	1783	1825	1437	930	5975	
N of Miss	66	39	53	36	194	

Table 73: How old were you when you first: began drinking alcoholic beverages regularly, that is, at least once or twice a month?










Response	6	8	10	12	Total	
Never	98.5	93.9	84.0	74.5	89.9	
10 or younger	0.9	1.0	0.6	1.0	0.9	
11	0.3	0.5	0.8	0.3	0.5	
12	0.3	1.1	0.7	0.5	0.7	
13	0.0	2.7	1.6	1.4	1.4	
14	0.0	0.7	4.0	2.0	1.5	
15	0.0	0.0	6.4	4.2	2.2	
16	0.0	0.0	1.9	7.7	1.7	
17 or older	0.0	0.0	0.1	8.4	1.3	
N of Valid	1791	1824	1440	933	5988	
N of Miss	58	40	50	33	181	

Table 74: How old were you when you first: used Pegaramide (peg, Peggy)?


Response	6	8	10	12	Total	
Never	100.0	100.0	100.0	100.0	100.0	
10 or younger	0.0	0.0	0.0	0.0	0.0	
11	0.0	0.0	0.0	0.0	0.0	
12	0.0	0.0	0.0	0.0	0.0	
13	0.0	0.0	0.0	0.0	0.0	
14	0.0	0.0	0.0	0.0	0.0	
15	0.0	0.0	0.0	0.0	0.0	
16	0.0	0.0	0.0	0.0	0.0	
17 or older	0.0	0.0	0.0	0.0	0.0	
N of Valid	1758	1811	1440	932	5941	
N of Miss	91	53	50	34	228	

Table 75: How old were you when you first: got suspended from school?










Response	6	8	10	12	Total	
Never	88.4	83.9	80.5	80.5	83.9	
10 or younger	7.4	6.1	4.4	3.5	5.7	
11	3.3	2.5	1.9	2.0	2.5	
12	0.7	3.1	2.7	1.8	2.1	
13	0.1	3.1	3.6	2.7	2.2	
14	0.0	1.0	3.6	2.9	1.6	
15	0.1	0.3	2.6	2.3	1.1	
16	0.0	0.1	0.6	2.6	0.6	
17 or older	0.1	0.0	0.0	1.7	0.3	
N of Valid	1788	1827	1441	932	5988	
N of Miss	61	37	49	34	181	

Table 76: How old were you when you first: got arrested?










Response	6	8	10	12	Total	
Never	99.1	97.7	95.2	94.7	97.1	
10 or younger	0.4	0.5	0.3	0.8	0.5	
11	0.1	0.2	0.3	0.1	0.2	
12	0.2	0.4	0.9	0.4	0.5	
13	0.1	0.6	0.6	0.6	0.5	
14	0.0	0.4	1.2	0.4	0.5	
15	0.0	0.0	0.8	0.3	0.3	
16	0.0	0.0	0.5	1.6	0.4	
17 or older	0.1	0.1	0.1	1.0	0.2	
N of Valid	1790	1822	1442	933	5987	
N of Miss	59	42	48	33	182	

Table 77: How old were you when you first: carried a handgun?










Response	6	8	10	12	Total	
Never	94.2	93.3	94.4	93.3	93.8	
10 or younger	2.3	2.6	2.0	1.5	2.2	
11	2.2	1.3	0.3	0.2	1.1	
12	1.0	0.9	0.7	1.0	0.9	
13	0.1	1.3	0.6	0.4	0.6	
14	0.0	0.5	0.6	0.3	0.4	
15	0.0	0.2	1.1	0.4	0.4	
16	0.0	0.0	0.2	1.4	0.3	
17 or older	0.2	0.0	0.1	1.4	0.3	
N of Valid	1788	1826	1435	929	5978	
N of Miss	61	38	55	37	191	

Table 78: How old were you when you first: used e-cigarettes, e-cigars, or e-hookahs (vaping)?










Response	6	8	10	12	Total	
Never	94.1	79.2	63.4	57.7	76.5	
10 or younger	1.7	2.0	1.2	0.3	1.5	
11	3.0	1.8	1.6	0.4	1.9	
12	1.1	4.3	2.3	1.2	2.4	
13	0.1	9.9	4.4	1.7	4.4	
14	0.0	2.4	10.1	4.7	3.9	
15	0.0	0.3	13.5	5.9	4.2	
16	0.0	0.0	3.5	14.9	3.2	
17 or older	0.1	0.1	0.1	13.1	2.1	
N of Valid	1789	1825	1441	932	5987	
N of Miss	60	39	49	34	182	

Table 79: How old were you when you first: belonged to a gang?










Response	6	8	10	12	Total	
Never	97.2	97.1	97.2	97.4	97.2	
10 or younger	0.9	0.4	0.5	0.3	0.6	
11	1.0	0.3	0.2	0.2	0.5	
12	0.7	0.8	0.4	0.1	0.6	
13	0.1	0.9	0.1	0.5	0.4	
14	0.0	0.4	0.6	0.2	0.3	
15	0.0	0.0	0.5	0.3	0.2	
16	0.0	0.0	0.3	0.3	0.1	
17 or older	0.1	0.0	0.1	0.5	0.1	
N of Valid	1775	1824	1442	931	5972	
N of Miss	74	40	48	35	197	

Table 80: How old were you when you first: used prescription drugs not prescribed to you?










Response	6	8	10	12	Total	
Never	98.4	93.9	90.0	89.8	93.7	
10 or younger	0.9	2.2	1.0	0.9	1.3	
11	0.5	0.8	0.6	0.0	0.5	
12	0.2	1.0	0.7	0.7	0.7	
13	0.0	1.6	1.9	1.1	1.1	
14	0.0	0.5	3.0	1.3	1.1	
15	0.0	0.0	2.2	2.1	0.9	
16	0.1	0.0	0.5	2.7	0.6	
17 or older	0.0	0.0	0.1	1.4	0.3	
N of Valid	1784	1829	1446	935	5994	
N of Miss	65	35	44	31	175	

Table 81: How wrong do you think it is for someone your age to: take a handgun to school?

Response	6	8	10	12	Total	
Very wrong	91.1	89.3	88.2	88.3	89.4	
Wrong	6.6	8.1	8.2	8.6	7.7	
A little bit wrong	1.7	2.0	2.8	2.5	2.2	
Not at all wrong	0.6	0.6	0.8	0.6	0.6	
N of Valid	1802	1836	1453	934	6025	
N of Miss	47	28	37	32	144	

Table 82: How wrong do you think it is for someone your age to: steal anything?

Response	6	8	10	12	Total	
Very wrong	73.2	65.2	63.3	75.4	68.7	
Wrong	22.7	29.1	31.2	19.5	26.2	
A little bit wrong	3.5	5.4	5.1	4.5	4.6	
Not at all wrong	0.6	0.3	0.5	0.5	0.5	
N of Valid	1786	1809	1437	927	5959	
N of Miss	63	55	53	39	210	

Table 83: How wrong do you think it is for someone your age to: pick a fight with someone?

Response	6	8	10	12	Total	
Very wrong	51.5	36.2	38.4	48.2	43.1	
Wrong	33.1	36.4	34.4	30.0	33.9	
A little bit wrong	12.7	23.4	22.8	19.1	19.4	
Not at all wrong	2.7	4.0	4.4	2.7	3.5	
N of Valid	1787	1831	1441	931	5990	
N of Miss	62	33	49	35	179	

Table 84: How wrong do you think it is for someone your age to: attack someone with the idea of seriously hurting them?





Response	6	8	10	12	Total	
Very wrong	86.9	78.0	73.3	76.1	79.2	
Wrong	9.3	15.8	18.1	16.4	14.5	
A little bit wrong	2.7	4.9	7.1	5.6	4.9	
Not at all wrong	1.2	1.3	1.5	1.9	1.4	
N of Valid	1789	1828	1442	927	5986	
N of Miss	60	36	48	39	183	

Table 85: How wrong do you think it is for someone your age to: stay away from school all day when their parents think they are at school?





Response	6	8	10	12	Total	
Very wrong	76.3	58.8	52.3	52.6	61.5	
Wrong	19.0	30.0	31.4	28.0	26.7	
A little bit wrong	3.8	9.5	13.7	16.5	9.9	
Not at all wrong	0.9	1.6	2.6	2.9	1.9	
N of Valid	1794	1828	1446	932	6000	
N of Miss	55	36	44	34	169	

Table 86: How wrong do you think it is for someone your age to: drink beer, wine or hard liquor (for example, vodka, whiskey, or gin) regularly?





Response	6	8	10	12	Total	
Very wrong	88.5	68.5	50.8	48.1	67.0	
Wrong	8.0	20.0	23.9	19.8	17.3	
A little bit wrong	2.8	9.1	18.9	23.2	11.8	
Not at all wrong	0.7	2.5	6.3	8.9	3.9	
N of Valid	1792	1829	1449	930	6000	
N of Miss	57	35	41	36	169	



Table 87: How wrong do you think it is for someone your age to: smoke cigarettes?





Response	6	8	10	12	Total	
Very wrong	89.4	73.2	60.7	56.6	72.5	
Wrong	8.1	18.9	22.4	20.0	16.7	
A little bit wrong	2.0	5.9	12.4	14.3	7.6	
Not at all wrong	0.6	2.0	4.4	9.1	3.3	
N of Valid	1797	1835	1448	931	6011	
N of Miss	52	29	42	35	158	

Table 88: How wrong do you think it is for someone your age to: smoke marijuana?





Response	6	8	10	12	Total	
Very wrong	93.2	77.5	57.6	51.8	73.4	
Wrong	4.4	12.6	18.2	15.5	12.0	
A little bit wrong	1.4	6.2	13.5	17.6	8.3	
Not at all wrong	1.0	3.7	10.7	15.1	6.3	
N of Valid	1786	1830	1449	928	5993	
N of Miss	63	34	41	38	176	

Table 89: How wrong do you think it is for someone your age to: use prescription drugs or non-prescription drugs for the purpose of getting high?





Response	6	8	10	12	Total	
Very wrong	95.1	87.1	82.2	80.6	87.3	
Wrong	4.0	9.9	12.9	13.7	9.5	
A little bit wrong	0.4	2.4	3.5	4.2	2.3	
Not at all wrong	0.4	0.6	1.4	1.5	0.9	
N of Valid	1793	1827	1446	933	5999	
N of Miss	56	37	44	33	170	

Table 90: How wrong do you think it is for someone your age to: use synthetic marijuana (K2, spice) or bath salts?

Response	6	8	10	12	Total	
Very wrong	95.4	88.9	85.8	87.1	89.8	
Wrong	3.5	8.5	11.1	10.0	7.9	
A little bit wrong	0.7	1.9	2.0	1.9	1.6	
Not at all wrong	0.4	0.7	1.0	1.0	0.8	
N of Valid	1788	1825	1446	932	5991	
N of Miss	61	39	44	34	178	

Table 91: How wrong do you think it is for someone your age to: use LSD, cocaine, amphetamines or another illegal drug?

Response	6	8	10	12	Total	
Very wrong	97.3	91.0	87.2	86.9	91.3	
Wrong	2.2	7.4	9.6	10.0	6.8	
A little bit wrong	0.2	1.3	2.1	1.9	1.3	
Not at all wrong	0.3	0.4	1.0	1.2	0.6	
N of Valid	1789	1825	1443	933	5990	
N of Miss	60	39	47	33	179	

Table 92: How wrong do you think it is for someone your age to: use e-cigarettes, e-cigars or e-hookahs (vaping)?

Response	6	8	10	12	Total	
Very wrong	86.9	62.9	46.1	44.5	63.2	
Wrong	7.5	16.5	17.9	14.3	13.8	
A little bit wrong	4.0	13.6	21.8	19.8	13.6	
Not at all wrong	1.6	6.9	14.2	21.4	9.3	
N of Valid	1782	1813	1435	919	5949	
N of Miss	67	51	55	47	220	

Table 93: At school during the past 12 months, did you receive help from the resource teacher, speech therapist or other special education teacher?

Response	6	8	10	12	Total
No	0.0	0.0	0.0	0.0	0.0
Yes	0.0	0.0	0.0	0.0	0.0
N of Valid	0	0	0	0	0
N of Miss	0	0	0	0	0

Table 94: How many times in the past year (12 months) have you: been suspended from school?

Response	6	8	10	12	Total
Never	93.2	91.3	89.4	91.6	91.5
1 to 2 times	5.7	7.1	9.2	6.7	7.1
3 to 5 times	0.9	1.3	0.8	1.1	1.0
6 to 9 times	0.1	0.1	0.3	0.3	0.2
10+ times	0.1	0.2	0.3	0.2	0.2
N of Valid	1802	1835	1449	934	6020
N of Miss	47	29	41	32	149

Table 95: How many times in the past year (12 months) have you: carried a handgun?

Response	6	8	10	12	Total
Never	94.8	94.1	94.9	95.4	94.7
1 to 2 times	3.0	3.6	2.1	2.3	2.8
3 to 5 times	0.8	0.6	1.2	0.5	0.8
6 to 9 times	0.3	0.3	0.7	0.3	0.4
10+ times	1.1	1.4	1.2	1.5	1.3
N of Valid	1782	1826	1444	932	5984
N of Miss	67	38	46	34	185

Table 96: How many times in the past year (12 months) have you: sold illegal drugs?






Response	6	8	10	12	Total	
Never	99.7	98.7	96.8	96.3	98.2	
1 to 2 times	0.2	0.9	1.5	1.2	0.9	
3 to 5 times	0.1	0.2	0.6	0.5	0.3	
6 to 9 times	0.0	0.0	0.1	0.1	0.1	
10+ times	0.1	0.2	1.0	1.8	0.6	
N of Valid	1791	1830	1441	929	5991	
N of Miss	58	34	49	37	178	

Table 97: How many times in the past year (12 months) have you: stolen or tried to steal a motor vehicle such as a car or motorcycle?






Response	6	8	10	12	Total	
Never	99.3	99.1	99.0	98.6	99.1	
1 to 2 times	0.4	0.8	0.6	0.6	0.6	
3 to 5 times	0.1	0.0	0.2	0.4	0.2	
6 to 9 times	0.0	0.0	0.1	0.1	0.0	
10+ times	0.2	0.1	0.1	0.2	0.1	
N of Valid	1789	1825	1443	931	5988	
N of Miss	60	39	47	35	181	

Table 98: How many times in the past year (12 months) have you: participated in clubs, organizations or activities at school?






Response	6	8	10	12	Total	
Never	41.2	32.2	31.3	36.6	35.3	
1 to 2 times	24.5	19.5	14.2	13.0	18.7	
3 to 5 times	13.5	15.4	15.1	10.7	14.1	
6 to 9 times	4.7	7.6	7.7	8.7	6.9	
10+ times	16.1	25.4	31.5	31.0	25.0	
N of Valid	1773	1827	1446	932	5978	
N of Miss	76	37	44	34	191	

Table 99: How many times in the past year (12 months) have you: been arrested?






Response	6	8	10	12	Total	
Never	99.0	98.6	97.7	96.9	98.2	
1 to 2 times	0.5	1.3	1.9	2.7	1.4	
3 to 5 times	0.2	0.0	0.2	0.3	0.2	
6 to 9 times	0.0	0.1	0.1	0.0	0.0	
10+ times	0.3	0.1	0.1	0.1	0.2	
N of Valid	1780	1818	1442	932	5972	
N of Miss	69	46	48	34	197	

Table 100: How many times in the past year (12 months) have you: attacked someone with the idea of seriously hurting them?






Response	6	8	10	12	Total	
Never	94.5	92.6	92.8	94.4	93.5	
1 to 2 times	4.1	5.8	5.9	3.8	5.0	
3 to 5 times	0.9	1.1	1.0	0.9	1.0	
6 to 9 times	0.3	0.2	0.3	0.2	0.3	
10+ times	0.2	0.2	0.1	0.8	0.3	
N of Valid	1786	1830	1449	932	5997	
N of Miss	63	34	41	34	172	

Table 101: How many times in the past year (12 months) have you: been drunk or high at school?






Response	6	8	10	12	Total	
Never	99.0	95.4	90.4	90.2	94.4	
1 to 2 times	0.8	3.2	5.6	4.7	3.3	
3 to 5 times	0.1	0.7	1.5	2.0	0.9	
6 to 9 times	0.0	0.3	1.0	0.8	0.5	
10+ times	0.2	0.5	1.5	2.3	0.9	
N of Valid	1789	1829	1443	931	5992	
N of Miss	60	35	47	35	177	

Table 102: How many times in the past year (12 months) have you: taken a handgun to school?






Response	6	8	10	12	Total	
Never	99.9	99.9	99.8	99.7	99.8	
1 to 2 times	0.1	0.0	0.1	0.2	0.1	
3 to 5 times	0.0	0.0	0.1	0.0	0.0	
6 to 9 times	0.1	0.0	0.0	0.0	0.0	
10+ times	0.0	0.1	0.0	0.1	0.0	
N of Valid	1781	1828	1448	929	5986	
N of Miss	68	36	42	37	183	

Table 103: How many times in the past year (12 months) have you: used e-cigarettes, e-cigars, or e-hookahs (vaping)?






Response	6	8	10	12	Total	
Never	99.9	99.9	99.8	99.7	99.8	
1 to 2 times	0.1	0.0	0.1	0.2	0.1	
3 to 5 times	0.0	0.0	0.1	0.0	0.0	
6 to 9 times	0.1	0.0	0.0	0.0	0.0	
10+ times	0.0	0.1	0.0	0.1	0.0	
N of Valid	1781	1828	1448	929	5986	
N of Miss	68	36	42	37	183	

Table 104: Are you currently on probation, or assigned a probation officer with Juvenile Court?



Response	6	8	10	12	Total	
No	98.7	97.7	97.0	96.6	97.6	
Yes	1.3	2.3	3.0	3.4	2.4	
N of Valid	1681	1699	1349	873	5602	
N of Miss	168	165	141	93	567	

Table 105: Have you ever belonged to a gang?






Response	6	8	10	12	Total	
No	94.6	94.6	94.6	94.0	94.5	
No, but would like to	1.3	1.7	2.0	2.0	1.7	
Yes, in the past	2.2	1.7	1.5	2.3	1.9	
Yes, belong now	1.7	2.0	1.6	1.7	1.8	
Yes, but would like to get out	0.1	0.1	0.3	0.0	0.1	
N of Valid	1793	1818	1436	920	5967	
N of Miss	56	46	54	46	202	

Table 106: If you have ever belonged to a gang, did that gang have a name?




Response	6	8	10	12	Total	
No	14.5	12.6	17.0	19.2	15.3	
Yes	3.9	3.3	3.5	3.9	3.6	
I have never belonged to a gang	81.6	84.1	79.5	76.9	81.1	
N of Valid	1795	1820	1437	922	5974	
N of Miss	54	44	53	44	195	

Table 107: You are at a party at someone's house, and one of your friends offers you a drink containing alcohol. What would you say or do?





Response	6	8	10	12	Total	
Drink it	5.1	14.9	31.7	38.1	19.6	
Tell your friend, 'No thanks, I don't drink' and suggest that you and your friend go and do something else	47.4	43.6	34.7	26.5	40.0	
Just say, 'No thanks' and walk away	29.9	28.0	24.6	28.2	27.8	
Make up a good excuse, tell your friend you had something else to do, and leave	17.7	13.5	9.0	7.2	12.7	
N of Valid	1793	1832	1437	925	5987	
N of Miss	56	32	53	41	182	

Table 108: How often do you attend religious services or activities?





Response	6	8	10	12	Total	
Never	18.4	12.3	14.0	19.3	15.6	
Rarely	18.9	19.3	21.4	25.2	20.6	
1-2 Times a Month	10.9	13.4	14.7	14.7	13.2	
About Once a Week or More	51.8	54.9	49.9	40.8	50.6	
N of Valid	1758	1815	1445	928	5946	
N of Miss	91	49	45	38	223	

Table 109: I think sometimes it's okay to cheat at school.





Response	6	8	10	12	Total	
NO!	61.4	35.7	24.3	23.6	38.8	
no	31.2	42.4	39.7	34.7	37.2	
yes	6.5	19.4	30.6	34.3	20.5	
YES!	0.9	2.5	5.5	7.4	3.5	
N of Valid	1794	1827	1440	919	5980	
N of Miss	55	37	50	47	189	

Table 110: It is important to think before you act.





Response	6	8	10	12	Total	
NO!	2.6	2.5	2.2	3.3	2.6	
no	2.4	3.4	2.9	2.6	2.9	
yes	26.8	38.6	39.6	36.1	34.9	
YES!	68.3	55.5	55.3	57.9	59.7	
N of Valid	1787	1812	1436	913	5948	
N of Miss	62	52	54	53	221	



Table 111: Sometimes I think that life is not worth it.





Response	6	8	10	12	Total	
NO!	55.0	46.2	36.9	39.0	45.5	
no	20.1	22.3	25.7	28.6	23.4	
yes	18.5	20.4	25.7	22.8	21.5	
YES!	6.3	11.0	11.7	9.6	9.6	
N of Valid	1770	1810	1433	918	5931	
N of Miss	79	54	57	48	238	

Table 112: At times I think I am no good at all.





Response	6	8	10	12	Total	
NO!	33.6	30.6	26.8	27.3	30.1	
no	25.6	23.6	22.6	26.2	24.4	
yes	28.9	31.7	35.2	32.8	31.9	
YES!	11.9	14.1	15.4	13.8	13.7	
N of Valid	1778	1809	1433	916	5936	
N of Miss	71	55	57	50	233	

Table 113: All in all, I am inclined to think that I am a failure.





Response	6	8	10	12	Total	
NO!	51.9	42.8	36.8	37.8	43.3	
no	26.5	30.8	33.5	33.5	30.6	
yes	15.3	16.6	18.5	19.5	17.1	
YES!	6.2	9.8	11.2	9.2	9.0	
N of Valid	1760	1815	1434	916	5925	
N of Miss	89	49	56	50	244	

Table 114: In the past year, have you felt depressed or sad MOST days, even if you felt okay sometimes?





Response	6	8	10	12	Total	
NO!	37.4	35.7	26.9	27.7	32.8	
no	23.5	22.1	22.7	25.6	23.2	
yes	24.7	24.0	29.2	28.1	26.1	
YES!	14.5	18.2	21.2	18.6	17.9	
N of Valid	1771	1816	1433	918	5938	
N of Miss	78	48	57	48	231	

Table 115: It is all right to beat up people if they start the fight.





Response	6	8	10	12	Total	
NO!	45.4	29.0	23.3	23.7	31.7	
no	23.5	24.3	23.6	24.5	23.9	
yes	20.2	27.0	27.9	25.7	25.0	
YES!	11.0	19.7	25.3	26.0	19.4	
N of Valid	1778	1818	1439	918	5953	
N of Miss	71	46	51	48	216	

Table 116: I think it is okay to take something without asking if you can get away with it.





Response	6	8	10	12	Total	
NO!	77.9	65.2	59.7	63.8	67.4	
no	19.7	30.7	34.0	32.3	28.5	
yes	1.6	3.4	4.7	2.8	3.1	
YES!	0.8	0.8	1.6	1.1	1.0	
N of Valid	1775	1823	1433	916	5947	
N of Miss	74	41	57	50	222	

Table 117: Where do you get the most information about living a drug and alcohol free life? Parents/guardians





Response	6	8	10	12	Total	
All the time	56.3	55.2	50.9	49.0	53.5	
Most	18.7	20.8	21.9	22.5	20.7	
Some	11.9	14.6	16.8	18.1	14.9	
Very little	13.1	9.5	10.3	10.5	10.9	
N of Valid	1738	1807	1431	913	5889	
N of Miss	111	57	59	53	280	

Table 118: Where do you get the most information about living a drug and alcohol free life? Friends





Response	6	8	10	12	Total	
All the time	22.0	17.9	14.6	15.6	18.0	
Most	16.8	17.2	16.4	17.1	16.9	
Some	21.7	25.9	29.2	27.7	25.8	
Very little	39.5	38.9	39.7	39.6	39.4	
N of Valid	1683	1767	1409	906	5765	
N of Miss	166	97	81	60	404	

Table 119: Where do you get the most information about living a drug and alcohol free life? Family members





Response	6	8	10	12	Total	
All the time	51.1	46.2	38.5	37.6	44.4	
Most	19.6	22.8	23.5	23.9	22.2	
Some	14.2	18.0	22.0	22.2	18.5	
Very little	15.2	13.0	16.1	16.4	14.9	
N of Valid	1702	1788	1412	905	5807	
N of Miss	147	76	78	61	362	

Table 120: Where do you get the most information about living a drug and alcohol free life? School





Response	6	8	10	12	Total	
All the time	61.0	57.0	47.0	44.6	53.8	
Most	18.8	22.7	25.1	24.2	22.4	
Some	10.0	12.2	18.1	20.3	14.2	
Very little	10.1	8.1	9.8	11.0	9.6	
N of Valid	1732	1792	1424	913	5861	
N of Miss	117	72	66	53	308	

Table 121: Where do you get the most information about living a drug and alcohol free life? Internet





Response	6	8	10	12	Total	
All the time	20.7	16.8	17.8	18.9	18.5	
Most	14.4	16.8	13.0	13.5	14.6	
Some	25.9	28.5	31.3	30.0	28.7	
Very little	39.0	37.9	37.9	37.6	38.2	
N of Valid	1682	1772	1420	908	5782	
N of Miss	167	92	70	58	387	

Table 122: Where do you get the most information about living a drug and alcohol free life? TV





Response	6	8	10	12	Total	
All the time	24.8	19.8	17.8	19.9	20.8	
Most	16.7	17.2	14.4	13.4	15.8	
Some	26.4	30.6	32.8	31.7	30.1	
Very little	32.1	32.4	35.0	35.1	33.4	
N of Valid	1689	1775	1413	906	5783	
N of Miss	160	89	77	60	386	

Table 123: Where do you get the most information about living a drug and alcohol free life? Social media





Response	6	8	10	12	Total	
All the time	16.8	13.7	14.5	16.9	15.3	
Most	11.4	14.2	11.4	13.2	12.5	
Some	21.1	25.2	27.2	28.5	25.0	
Very little	50.7	46.9	46.9	41.4	47.2	
N of Valid	1671	1769	1415	909	5764	
N of Miss	178	95	75	57	405	

Table 124: How much do you think people risk harming themselves (physically or in other ways) if they: smoked one or more packs of cigarettes per day?





Response	6	8	10	12	Total	
No risk	10.6	6.4	7.1	9.1	8.2	
Slight risk	6.6	8.3	7.8	9.4	7.9	
Moderate risk	19.6	20.2	23.0	21.9	21.0	
Great risk	63.1	65.1	62.1	59.7	62.9	
N of Valid	1777	1812	1427	917	5933	
N of Miss	72	52	63	49	236	

Table 125: How much do you think people risk harming themselves (physically or in other ways) if they: try marijuana once or twice?





Response	6	8	10	12	Total	
No risk	14.1	19.5	35.5	44.6	25.6	
Slight risk	22.0	27.8	28.0	27.3	26.0	
Moderate risk	23.7	23.2	18.2	13.3	20.6	
Great risk	40.1	29.5	18.3	14.9	27.7	
N of Valid	1756	1795	1418	909	5878	
N of Miss	93	69	72	57	291	

Table 126: How much do you think people risk harming themselves (physically or in other ways) if they: smoke marijuana once or twice a week?


Response	6	8	10	12	Total	
No risk	12.5	14.0	25.3	32.7	19.2	
Slight risk	9.6	13.4	21.2	23.4	15.7	
Moderate risk	20.3	25.4	24.3	21.5	23.0	
Great risk	57.5	47.2	29.1	22.3	42.0	
N of Valid	1747	1792	1417	910	5866	
N of Miss	102	72	73	56	303	

Table 127: How much do you think people risk harming themselves (physically or in other ways) if they: take one or two drinks of an alcoholic beverage (beer, wine, liquor) nearly every day?

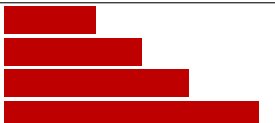
Response	6	8	10	12	Total	
No risk	12.4	10.9	12.9	15.7	12.5	
Slight risk	15.9	19.3	22.8	25.9	20.1	
Moderate risk	23.9	28.9	31.2	28.2	27.8	
Great risk	47.9	40.9	33.1	30.2	39.5	
N of Valid	1765	1809	1421	911	5906	
N of Miss	84	55	69	55	263	

Table 128: How much do you think people risk harming themselves (physically or in other ways) if they: have five or more drinks of an alcoholic beverage once or twice a weekend?


Response	6	8	10	12	Total	
No risk	11.5	9.1	10.0	11.7	10.4	
Slight risk	9.1	10.6	15.3	20.5	12.8	
Moderate risk	22.2	25.4	27.9	30.4	25.8	
Great risk	57.1	54.9	46.8	37.4	50.9	
N of Valid	1762	1809	1427	914	5912	
N of Miss	87	55	63	52	257	

Table 129: How much do you think people risk harming themselves (physically or in other ways) if they: use prescription drugs that are not prescribed to them?

Response	6	8	10	12	Total	
No risk	10.4	5.9	5.9	7.4	7.5	
Slight risk	3.9	5.9	5.7	7.4	5.5	
Moderate risk	12.3	17.8	20.8	18.9	17.1	
Great risk	73.4	70.3	67.6	66.4	70.0	
N of Valid	1760	1802	1422	910	5894	
N of Miss	89	62	68	56	275	

Table 130: How much do you think people risk harming themselves (physically or in other ways) if they: use non-prescription drugs to get high?

Response	6	8	10	12	Total	
No risk	10.2	6.2	6.0	6.9	7.4	
Slight risk	2.6	3.8	4.7	5.8	4.0	
Moderate risk	11.0	16.9	18.9	18.3	15.9	
Great risk	76.3	73.1	70.4	68.9	72.7	
N of Valid	1758	1801	1425	911	5895	
N of Miss	91	63	65	55	274	

Table 131: How much do you think people risk harming themselves (physically or in other ways) if they: use e-cigarettes, e-cigars, or e-hookahs?

Response	6	8	10	12	Total	
No risk	12.3	15.1	20.6	26.3	17.3	
Slight risk	14.0	25.4	32.9	32.1	24.8	
Moderate risk	21.9	24.1	21.5	20.9	22.3	
Great risk	51.8	35.5	25.0	20.7	35.5	
N of Valid	1756	1794	1417	904	5871	
N of Miss	93	70	73	62	298	

Table 132: Have you ever used smokeless tobacco (chew, snuff, plug, dipping tobacco, or chewing tobacco)?

Response	6	8	10	12	Total	
Never	94.4	88.0	81.6	75.2	86.4	
Once or Twice	4.2	7.4	8.7	11.2	7.3	
Once in a while but not regularly	0.9	2.3	3.8	3.5	2.4	
Regularly in the past	0.3	1.3	3.4	5.5	2.2	
Regularly now	0.2	1.1	2.6	4.5	1.7	
N of Valid	1770	1803	1410	904	5887	
N of Miss	79	61	80	62	282	

Table 133: How often have you used smokeless tobacco during the past 30 days?

Response	6	8	10	12	Total	
Not at all	98.8	95.9	92.8	89.7	95.1	
Once or twice	0.7	2.4	2.8	3.9	2.2	
Once or twice per week	0.2	0.6	0.9	1.0	0.6	
Three to five times per week	0.2	0.4	0.6	0.4	0.4	
About once a day	0.1	0.2	0.7	1.0	0.4	
More than once a day	0.1	0.5	2.2	4.0	1.3	
N of Valid	1767	1807	1407	905	5886	
N of Miss	82	57	83	61	283	

Table 134: Have you ever smoked cigarettes?

Response	6	8	10	12	Total	
Never	92.6	83.6	71.8	64.6	80.6	
Once or Twice	5.8	10.8	14.1	15.3	10.7	
Once in a while but not regularly	0.8	3.2	7.0	8.7	4.3	
Regularly in the past	0.7	1.7	4.3	5.9	2.7	
Regularly now	0.1	0.7	2.9	5.5	1.8	
N of Valid	1767	1804	1400	904	5875	
N of Miss	82	60	90	62	294	



Table 135: How frequently have you smoked cigarettes during the past 30 days?








Response	6	8	10	12	Total	
Not at all	98.8	96.0	90.5	85.9	94.0	
Less than one cigarette per day	0.8	2.6	5.6	6.1	3.3	
One to five cigarettes per day	0.2	0.9	2.7	5.1	1.8	
About one-half pack per day	0.1	0.2	0.5	1.9	0.5	
About one pack per day	0.0	0.1	0.3	0.6	0.2	
About one and one-half packs per day	0.1	0.1	0.3	0.0	0.1	
Two packs or more per day	0.1	0.1	0.1	0.4	0.1	
N of Valid	1764	1797	1402	902	5865	
N of Miss	85	67	88	64	304	

Table 136: Which statement best describes rules about smoking inside your home or your family cars?






Response	6	8	10	12	Total	
Smoking is not allowed anywhere inside your home or cars	61.0	60.6	64.4	66.5	62.5	
Smoking is allowed in some places and at some times or in some cars	12.8	12.1	11.8	10.2	12.0	
Smoking is allowed anywhere inside the home or cars	4.0	4.0	5.7	6.7	4.8	
There are no rules about smoking inside the home or cars	3.4	4.7	4.2	5.3	4.3	
I don't know	18.8	18.6	13.9	11.3	16.4	
N of Valid	1745	1803	1403	904	5855	
N of Miss	104	61	87	62	314	

Table 137: Have you ever used e-cigarettes, e-cigars, or e-hookahs (vaping)?






Response	6	8	10	12	Total	
Never	91.7	74.5	57.4	50.7	71.9	
Once or Twice	5.2	11.0	12.9	12.6	10.0	
Once in a while but not regularly	1.7	8.0	13.9	13.3	8.3	
Regularly in the past	0.7	2.8	5.6	6.6	3.4	
Regularly now	0.6	3.7	10.2	16.9	6.4	
N of Valid	1756	1790	1407	898	5851	
N of Miss	93	74	83	68	318	

Table 138: How frequently have you used e-cigarettes, e-cigars, or e-hookahs (vaping)?








Response	6	8	10	12	Total	
Not at all	96.8	86.7	71.5	62.9	82.4	
Less than 10 puffs per day	1.8	8.0	15.5	16.1	9.2	
10 to 50 puffs per day	0.6	3.5	7.6	11.5	4.9	
About one-half cartomiser per day	0.2	0.6	1.8	3.2	1.2	
About one cartomiser per day	0.2	0.6	1.3	3.6	1.1	
About one and one-half cartomisers per day	0.0	0.1	0.8	1.0	0.4	
Two cartomisers or more per day	0.3	0.5	1.6	1.7	0.9	
N of Valid	1754	1790	1403	901	5848	
N of Miss	95	74	87	65	321	

Table 139: During this school year, were you taught in any of your classes about the dangers of tobacco use?






Response	6	8	10	12	Total	
Never	18.9	20.1	28.3	37.3	24.3	
Rarely	13.2	18.1	20.0	20.9	17.5	
Sometimes	23.3	24.2	26.4	20.8	23.9	
Often	25.4	22.4	16.5	14.5	20.7	
Almost always	19.1	15.3	8.9	6.5	13.6	
N of Valid	1769	1800	1407	901	5877	
N of Miss	80	64	83	65	292	

Table 140: During the past 12 months, have you participated in any community activities to discourage people your age from using cigarettes, chewing tobacco, snuff, dip or cigars, e-cigarettes, e-cigars, or e-hookahs?






Response	6	8	10	12	Total	
Never	60.0	64.0	67.4	74.3	65.2	
Rarely	13.5	16.0	16.0	11.0	14.5	
Sometimes	14.0	12.0	9.4	9.2	11.5	
Often	7.0	4.8	4.6	4.0	5.3	
Almost always	5.5	3.2	2.7	1.4	3.5	
N of Valid	1734	1785	1397	898	5814	
N of Miss	115	79	93	68	355	

Table 141: Think back over the last two weeks. How many times have you had five or more alcoholic drinks in a row?


Response	6	8	10	12	Total	
None	98.2	95.1	86.9	80.4	91.8	
Once	1.4	2.5	5.1	8.5	3.7	
Twice	0.2	1.3	3.0	4.9	1.9	
3-5 times	0.1	0.6	2.0	3.7	1.3	
6-9 times	0.1	0.3	0.9	0.7	0.4	
10 or more times	0.1	0.2	2.0	1.7	0.8	
N of Valid	1748	1782	1382	889	5801	
N of Miss	101	82	108	77	368	

Table 142: During the past 30 days, how many times did you ride in a car or other vehicle driven by someone who had been drinking alcohol or using drugs to get high?


Response	6	8	10	12	Total	
0 times	92.9	91.2	87.9	84.8	89.9	
1 time	3.7	4.4	5.7	5.8	4.7	
2 or 3 times	1.9	2.0	3.4	5.5	2.9	
4 or 5 times	0.6	0.9	1.1	1.2	0.9	
6 or more times	0.9	1.5	1.9	2.6	1.6	
N of Valid	1743	1787	1399	891	5820	
N of Miss	106	77	91	75	349	

Table 143: During the past 30 days, how many times did you drive a car or other vehicle when you had been drinking alcohol or using drugs to get high?


Response	6	8	10	12	Total	
I did not drive a car in the past 30 days	47.5	51.0	39.8	23.9	43.1	
0 times	51.2	47.6	56.5	68.0	54.0	
1 time	0.8	0.7	1.8	3.1	1.3	
2 or 3 times	0.5	0.6	1.1	2.3	0.9	
4 or 5 times	0.1	0.2	0.2	0.9	0.3	
6 or more times	0.0	0.0	0.6	1.7	0.4	
N of Valid	1722	1776	1396	894	5788	
N of Miss	127	88	94	72	381	

Table 144: If you drank alcohol (not just a sip or taste) in the past year, where did you usually drink it?











Response	6	8	10	12	Total	
I did not drink alcohol in the past year	93.5	84.2	64.9	54.6	77.7	
At my home	3.3	7.0	13.8	13.9	8.6	
At someone else's home	1.9	6.5	17.3	26.0	10.8	
At an open area like a park, beach, field, back road, woods, or a street corner	0.6	1.0	2.3	3.7	1.6	
At a sporting event or concert	0.1	0.1	0.2	0.2	0.2	
At a restaurant, bar, or a nightclub	0.2	0.3	0.2	0.3	0.2	
At an empty building or a construction site	0.1	0.1	0.3	0.0	0.1	
At a hotel/motel	0.1	0.2	0.2	0.3	0.2	
An a car	0.1	0.3	0.5	0.8	0.4	
At school	0.1	0.3	0.3	0.1	0.2	
N of Valid	1719	1761	1385	895	5760	
N of Miss	130	103	105	71	409	

Table 145: How do you feel about someone your age having one or two drinks of an alcoholic beverage nearly every day?





Response	6	8	10	12	Total	
Neither approve nor disapprove	16.2	22.2	33.0	39.2	25.7	
Somewhat disapprove	6.1	14.6	19.1	18.6	13.8	
Strongly disapprove	65.0	51.0	37.0	32.6	49.0	
Don't know or can't say	12.7	12.1	10.8	9.6	11.6	
N of Valid	1731	1791	1405	897	5824	
N of Miss	118	73	85	69	345	

Table 146: On how many occasions have you had alcoholic beverages (beer, wine or hard liquor) to drink in your lifetime - more than just a few sips?






Response	6	8	10	12	Total	
0	89.1	77.4	61.5	49.7	72.9	
1-2	7.2	11.4	13.5	12.3	10.8	
3-5	2.2	4.7	8.5	11.6	5.9	
6-9	0.1	2.1	5.1	5.5	2.7	
10+	1.4	4.4	11.5	21.0	7.7	
N of Valid	1759	1792	1406	897	5854	
N of Miss	90	72	84	69	315	

Table 147: On how many occasions have you drunk one of more drinks of an alcoholic beverage during the past 30 days?


Response	6	8	10	12	Total	
0	98.8	93.3	84.3	72.3	89.6	
1-2	0.7	4.6	9.4	16.5	6.4	
3-5	0.2	1.2	3.3	6.6	2.2	
6-9	0.1	0.3	1.2	1.6	0.6	
10+	0.2	0.6	1.9	3.0	1.1	
N of Valid	1753	1787	1400	895	5835	
N of Miss	96	77	90	71	334	

Table 148: On how many occasions have you used marijuana (grass, pot) or hashish (hash, hash oil) in your lifetime?


Response	6	8	10	12	Total	
0	98.6	91.7	80.1	71.4	87.9	
1-2	0.9	4.0	6.4	6.2	4.0	
3-5	0.2	1.5	3.5	4.1	2.0	
6-9	0.1	0.9	1.4	3.0	1.1	
10+	0.3	1.8	8.7	15.2	5.1	
N of Valid	1753	1785	1397	893	5828	
N of Miss	96	79	93	73	341	

Table 149: On how many occasions have you used marijuana (grass, pot) or hashish (hash, hash oil) during the past 30 days?


Response	6	8	10	12	Total	
0	99.5	96.8	91.5	86.4	94.8	
1-2	0.2	1.7	3.1	5.5	2.1	
3-5	0.1	1.0	1.4	1.6	0.9	
6-9	0.1	0.2	0.7	1.0	0.4	
10+	0.2	0.4	3.3	5.6	1.8	
N of Valid	1753	1789	1396	895	5833	
N of Miss	96	75	94	71	336	

Table 150: On how many occasions have you used LSD or other psychedelics in your lifetime?


Response	6	8	10	12	Total	
0	99.7	99.6	97.8	96.7	98.7	
1-2	0.1	0.2	1.4	2.3	0.8	
3-5	0.0	0.2	0.3	0.6	0.2	
6-9	0.0	0.1	0.1	0.1	0.1	
10+	0.2	0.0	0.4	0.3	0.2	
N of Valid	1745	1789	1397	897	5828	
N of Miss	104	75	93	69	341	

Table 151: On how many occasions have you used LSD or other psychedelics during the past 30 days?


Response	6	8	10	12	Total	
0	99.9	99.8	99.4	98.8	99.6	
1-2	0.1	0.1	0.3	0.7	0.2	
3-5	0.0	0.1	0.1	0.3	0.1	
6-9	0.0	0.0	0.1	0.0	0.0	
10+	0.1	0.0	0.1	0.2	0.1	
N of Valid	1737	1789	1402	896	5824	
N of Miss	112	75	88	70	345	

Table 152: On how many occasions have you used cocaine or crack in your lifetime?


Response	6	8	10	12	Total	
0	99.8	99.2	98.5	97.5	99.0	
1-2	0.2	0.4	0.6	1.6	0.6	
3-5	0.0	0.1	0.6	0.4	0.3	
6-9	0.0	0.1	0.1	0.2	0.1	
10+	0.0	0.2	0.1	0.2	0.1	
N of Valid	1752	1788	1403	891	5834	
N of Miss	97	76	87	75	335	

Table 153: On how many occasions have you used cocaine or crack during the past 30 days?





Response	6	8	10	12	Total	
0	99.9	99.5	99.4	99.2	99.6	
1-2	0.1	0.3	0.4	0.3	0.3	
3-5	0.1	0.1	0.1	0.2	0.1	
6-9	0.0	0.0	0.0	0.0	0.0	
10+	0.0	0.2	0.0	0.2	0.1	
N of Valid	1743	1788	1396	896	5823	
N of Miss	106	76	94	70	346	

Table 154: On how many occasions have you sniffed glue, breathed the contents of an aerosol spray can, or inhaled other gases or sprays, in order to get high in your lifetime?






Response	6	8	10	12	Total	
0	96.5	93.7	94.1	96.7	95.1	
1-2	2.2	3.6	3.5	1.9	2.9	
3-5	0.3	1.0	1.4	0.6	0.8	
6-9	0.3	0.7	0.4	0.2	0.4	
10+	0.6	1.1	0.6	0.7	0.8	
N of Valid	1750	1787	1400	896	5833	
N of Miss	99	77	90	70	336	

Table 155: On how many occasions have you sniffed glue, breathed the contents of an aerosol spray can, or inhaled other gases or sprays, in order to get high during the past 30 days?






Response	6	8	10	12	Total	
0	97.8	97.8	98.2	99.4	98.2	
1-2	1.3	1.5	1.1	0.3	1.2	
3-5	0.5	0.3	0.6	0.0	0.4	
6-9	0.2	0.2	0.0	0.0	0.1	
10+	0.2	0.2	0.1	0.2	0.2	
N of Valid	1740	1784	1391	885	5800	
N of Miss	109	80	99	81	369	

Table 156: On how many occasions have you used Pegaramide (peg, Peggy, etc.) in your lifetime?

Response	6	8	10	12	Total	
0	100.0	100.0	100.0	100.0	100.0	
1-2	0.0	0.0	0.0	0.0	0.0	
3-5	0.0	0.0	0.0	0.0	0.0	
6-9	0.0	0.0	0.0	0.0	0.0	
10+	0.0	0.0	0.0	0.0	0.0	
N of Valid	1733	1781	1400	892	5806	
N of Miss	116	83	90	74	363	

Table 157: On how many occasions have you used Pegaramide (peg, Peggy, etc.) during the past 30 days?

Response	6	8	10	12	Total	
0	100.0	100.0	100.0	100.0	100.0	
1-2	0.0	0.0	0.0	0.0	0.0	
3-5	0.0	0.0	0.0	0.0	0.0	
6-9	0.0	0.0	0.0	0.0	0.0	
10+	0.0	0.0	0.0	0.0	0.0	
N of Valid	1728	1784	1392	893	5797	
N of Miss	121	80	98	73	372	

Table 158: On how many occasions have you used synthetic marijuana (K2, spice) in your lifetime?

Response	6	8	10	12	Total	
0	99.7	98.4	97.5	97.4	98.4	
1-2	0.2	0.8	1.8	1.7	1.0	
3-5	0.1	0.3	0.2	0.1	0.2	
6-9	0.0	0.2	0.1	0.0	0.1	
10+	0.1	0.2	0.4	0.8	0.3	
N of Valid	1747	1786	1401	895	5829	
N of Miss	102	78	89	71	340	



Table 159: On how many occasions have you used synthetic marijuana (K2, spice) during the past 30 days?






Response	6	8	10	12	Total	
0	99.9	99.4	99.2	99.6	99.5	
1-2	0.1	0.3	0.5	0.2	0.3	
3-5	0.0	0.2	0.1	0.0	0.1	
6-9	0.0	0.0	0.1	0.0	0.0	
10+	0.0	0.1	0.1	0.2	0.1	
N of Valid	1745	1785	1393	894	5817	
N of Miss	104	79	97	72	352	

Table 160: On how many occasions have you used methamphetamines (meth, speed, crank, crystal meth) in your lifetime?






Response	6	8	10	12	Total	
0	100.0	99.6	99.0	98.8	99.4	
1-2	0.0	0.3	0.5	0.7	0.3	
3-5	0.0	0.0	0.1	0.2	0.1	
6-9	0.0	0.1	0.1	0.1	0.1	
10+	0.0	0.1	0.4	0.2	0.1	
N of Valid	1744	1785	1397	892	5818	
N of Miss	105	79	93	74	351	

Table 161: On how many occasions have you used methamphetamines (meth, speed, crank, crystal meth) in the past 30 days?






Response	6	8	10	12	Total	
0	99.9	99.9	99.6	99.9	99.8	
1-2	0.1	0.0	0.2	0.1	0.1	
3-5	0.0	0.0	0.1	0.0	0.0	
6-9	0.0	0.1	0.0	0.0	0.0	
10+	0.1	0.1	0.1	0.0	0.1	
N of Valid	1738	1780	1399	894	5811	
N of Miss	111	84	91	72	358	

Table 162: On how many occasions have you used other chemical products (bath salts, plant food, etc.) in your lifetime?






Response	6	8	10	12	Total	
0	98.3	98.3	99.1	99.3	98.6	
1-2	1.0	0.9	0.4	0.3	0.7	
3-5	0.5	0.4	0.3	0.0	0.3	
6-9	0.1	0.2	0.0	0.1	0.1	
10+	0.2	0.2	0.3	0.2	0.2	
N of Valid	1739	1785	1397	893	5814	
N of Miss	110	79	93	73	355	

Table 163: On how many occasions have you used other chemical products (bath salts, plant food, etc.) during the past 30 days?






Response	6	8	10	12	Total	
0	99.4	99.3	99.5	99.8	99.4	
1-2	0.4	0.5	0.2	0.0	0.3	
3-5	0.2	0.1	0.0	0.0	0.1	
6-9	0.0	0.1	0.1	0.0	0.1	
10+	0.1	0.1	0.2	0.2	0.1	
N of Valid	1732	1783	1398	892	5805	
N of Miss	117	81	92	74	364	

Table 164: On how many occasions have you used heroin or other opiates in your lifetime?






Response	6	8	10	12	Total	
0	99.8	99.6	98.6	98.2	99.2	
1-2	0.1	0.3	0.6	0.5	0.3	
3-5	0.0	0.0	0.1	0.6	0.1	
6-9	0.0	0.1	0.2	0.1	0.1	
10+	0.1	0.1	0.4	0.7	0.3	
N of Valid	1733	1783	1396	888	5800	
N of Miss	116	81	94	78	369	

Table 165: On how many occasions have you used heroin or other opiates during the past 30 days?


Response	6	8	10	12	Total	
0	99.9	99.7	99.6	99.4	99.7	
1-2	0.0	0.2	0.1	0.6	0.2	
3-5	0.0	0.1	0.2	0.0	0.1	
6-9	0.0	0.0	0.0	0.0	0.0	
10+	0.1	0.0	0.1	0.0	0.0	
N of Valid	1713	1769	1376	872	5730	
N of Miss	136	95	114	94	439	

Table 166: On how many occasions have you used MDMA ('X', 'E', or ecstasy) in your lifetime?


Response	6	8	10	12	Total	
0	99.9	99.7	98.6	98.1	99.3	
1-2	0.1	0.2	0.8	1.2	0.5	
3-5	0.0	0.1	0.4	0.3	0.2	
6-9	0.0	0.0	0.1	0.1	0.0	
10+	0.0	0.1	0.1	0.2	0.1	
N of Valid	1721	1780	1398	892	5791	
N of Miss	128	84	92	74	378	

Table 167: On how many occasions have you used MDMA ('X', 'E', or ecstasy) during the past 30 days?


Response	6	8	10	12	Total	
0	99.9	99.9	99.6	99.9	99.8	
1-2	0.1	0.1	0.2	0.0	0.1	
3-5	0.0	0.0	0.0	0.0	0.0	
6-9	0.0	0.0	0.1	0.0	0.0	
10+	0.0	0.0	0.1	0.1	0.1	
N of Valid	1701	1776	1381	889	5747	
N of Miss	148	88	109	77	422	

Table 168: On how many occasions have you taken prescription drugs (such as Valium, Xanax, Ritalin, Adderall, OxyContin, Tramadol, or sleeping pills) not prescribed to you in your lifetime?

Response	6	8	10	12	Total	
0	96.5	94.0	91.5	90.2	93.6	
1-2	2.3	3.2	3.7	3.5	3.1	
3-5	0.3	1.1	1.5	1.9	1.1	
6-9	0.2	0.6	0.7	0.6	0.5	
10+	0.7	1.1	2.6	3.9	1.8	
N of Valid	1733	1786	1396	894	5809	
N of Miss	116	78	94	72	360	

Table 169: On how many occasions have you taken prescription drugs (such as Valium, Xanax, Ritalin, Adderall, OxyContin, Tramadol, or sleeping pills) not prescribed to you during the past 30 days?

Response	6	8	10	12	Total	
0	98.9	97.1	96.6	95.7	97.3	
1-2	0.7	2.0	2.0	1.7	1.6	
3-5	0.2	0.2	0.9	1.3	0.6	
6-9	0.1	0.3	0.2	0.3	0.2	
10+	0.2	0.3	0.3	0.9	0.4	
N of Valid	1732	1783	1396	889	5800	
N of Miss	117	81	94	77	369	

Table 170: On how many occasions have you taken non-prescription medicines such as diet pills (for example, Dietac, Dexatrim or Prolamine), stay-awake pills (for example No-Doz, Vivarin, or Wake), or cough or cold medicines (robos, DXM, etc.) to get high in your lifetime?

Response	6	8	10	12	Total	
0	99.2	97.7	95.6	95.0	97.2	
1-2	0.5	1.2	1.9	2.1	1.3	
3-5	0.2	0.4	1.0	0.8	0.6	
6-9	0.0	0.1	0.4	0.6	0.2	
10+	0.1	0.6	1.0	1.6	0.7	
N of Valid	1739	1783	1400	894	5816	
N of Miss	110	81	90	72	353	

Table 171: On how many occasions have you taken non-prescription medicines such as diet pills (for example, Dietac, Dexatrim or Prolamine), stay-awake pills (for example No-Doz, Vivarin, or Wake), or cough or cold medicines (robos, DXM, etc.) to get high during the past 30 days?


Response	6	8	10	12	Total	
0	99.5	98.9	98.1	98.4	98.8	
1-2	0.3	1.0	1.3	0.4	0.8	
3-5	0.1	0.0	0.2	0.6	0.2	
6-9	0.0	0.0	0.0	0.3	0.1	
10+	0.1	0.2	0.4	0.2	0.2	
N of Valid	1734	1782	1393	891	5800	
N of Miss	115	82	97	75	369	

Table 172: On how many occasions have you been drunk or very high from drinking alcoholic beverages during the past 30 days?


Response	6	8	10	12	Total	
0	99.4	96.6	90.5	85.0	94.2	
1-2	0.3	2.3	5.2	8.6	3.4	
3-5	0.1	0.6	1.9	3.0	1.2	
6-9	0.0	0.2	0.4	1.4	0.4	
10+	0.1	0.3	1.9	2.0	0.9	
N of Valid	1730	1777	1391	888	5786	
N of Miss	119	87	99	78	383	

Table 173: On how many occasions have you drunk flavored alcoholic beverages, sometimes called 'alcopops' (like Mike's Hard Lemonade, Smirnoff Ice, Bacardi Breezers, etc.) in your lifetime?


Response	6	8	10	12	Total	
0	95.7	87.7	75.7	67.2	84.0	
1-2	3.2	6.3	9.0	8.5	6.4	
3-5	0.5	3.2	5.8	7.1	3.6	
6-9	0.2	1.3	2.8	3.9	1.7	
10+	0.5	1.5	6.7	13.3	4.3	
N of Valid	1735	1781	1393	890	5799	
N of Miss	114	83	97	76	370	

Table 174: On how many occasions have you drunk flavored alcoholic beverages, sometimes called 'alcopops' (like Mike's Hard Lemonade, Smirnoff Ice, Bacardi Breezers, etc.) during the past 30 days?






Response	6	8	10	12	Total	
0	99.3	96.2	90.4	84.2	93.9	
1-2	0.5	2.7	5.4	9.3	3.7	
3-5	0.1	0.8	1.9	4.0	1.3	
6-9	0.1	0.1	0.6	1.2	0.4	
10+	0.1	0.2	1.6	1.2	0.7	
N of Valid	1732	1783	1397	893	5805	
N of Miss	117	81	93	73	364	

Table 175: If you smoked cigarettes (not just a puff or drag) in the past year, how did you usually get them?












Response	6	8	10	12	Total	
I did not smoke cigarettes in the past year	95.6	90.9	82.6	76.5	88.1	
I bought them myself with a fake ID	0.1	0.0	0.3	0.2	0.1	
I bought them myself without a fake ID	0.0	0.1	0.7	4.3	0.9	
I got them from someone I know age 18 or older	0.2	1.6	6.7	9.5	3.6	
I got them from someone I know under age 18	1.1	1.8	2.3	1.7	1.7	
I got them from my brother or sister	0.1	0.4	0.9	0.6	0.5	
I got them from home with my parents' permission	0.2	0.2	0.4	0.8	0.3	
I got them from home without my parents' permission	0.4	1.8	1.6	0.7	1.1	
I got them from another relative	0.4	0.7	0.8	0.5	0.6	
A stranger bought them for me	0.1	0.3	0.4	0.3	0.2	
I took them from a store or shop	0.0	0.0	0.0	0.0	0.0	
Other	1.9	2.2	3.4	5.0	2.8	
N of Valid	1697	1764	1372	886	5719	
N of Miss	152	100	118	80	450	

Table 176: If you used e-cigarettes, e-cigars, or e-hookahs (not just a puff or drag) in the past year, how did you usually get them? - I did not use e-cigarettes, e-cigars, or e-hookahs in the past year



Response	6	8	10	12	Total	
No	4.0	15.6	29.9	37.9	19.1	
Yes	96.0	84.4	70.1	62.1	80.9	
N of Valid	1680	1751	1367	883	5681	
N of Miss	0	0	0	0	0	

Table 177: If you used e-cigarettes, e-cigars, or e-hookahs (not just a puff or drag) in the past year, how did you usually get them? - I bought them in a store such as a convenience store, supermarket, discount store, or gas station



Response	6	8	10	12	Total	
No	99.6	99.5	98.7	90.9	98.0	
Yes	0.4	0.5	1.3	9.1	2.0	
N of Valid	1680	1751	1367	883	5681	
N of Miss	0	0	0	0	0	

Table 178: If you used e-cigarettes, e-cigars, or e-hookahs (not just a puff or drag) in the past year, how did you usually get them? - I got them on the Internet



Response	6	8	10	12	Total	
No	99.6	99.3	97.8	97.6	98.8	
Yes	0.4	0.7	2.2	2.4	1.2	
N of Valid	1680	1751	1367	883	5681	
N of Miss	0	0	0	0	0	

Table 179: If you used e-cigarettes, e-cigars, or e-hookahs (not just a puff or drag) in the past year, how did you usually get them? - I got them at a store that sells electronic cigarettes, such as a "vape shop"



Response	6	8	10	12	Total	
No	99.7	99.3	98.0	92.2	98.0	
Yes	0.3	0.7	2.0	7.8	2.0	
N of Valid	1680	1751	1367	883	5681	
N of Miss	0	0	0	0	0	

Table 180: If you used e-cigarettes, e-cigars, or e-hookahs (not just a puff or drag) in the past year, how did you usually get them? - I got them from a family member



Response	6	8	10	12	Total	
No	98.3	95.9	95.2	95.2	96.4	
Yes	1.7	4.1	4.8	4.8	3.6	
N of Valid	1680	1751	1367	883	5681	
N of Miss	0	0	0	0	0	

Table 181: If you used e-cigarettes, e-cigars, or e-hookahs (not just a puff or drag) in the past year, how did you usually get them? - I got them from a friend



Response	6	8	10	12	Total	
No	98.1	89.8	79.4	80.1	88.2	
Yes	1.9	10.2	20.6	19.9	11.8	
N of Valid	1680	1751	1367	883	5681	
N of Miss	0	0	0	0	0	

Table 182: If you used e-cigarettes, e-cigars, or e-hookahs (not just a puff or drag) in the past year, how did you usually get them? - A stranger got them for me



Response	6	8	10	12	Total	
No	99.7	99.7	99.0	99.7	99.5	
Yes	0.3	0.3	1.0	0.3	0.5	
N of Valid	1680	1751	1367	883	5681	
N of Miss	0	0	0	0	0	

Table 183: If you used e-cigarettes, e-cigars, or e-hookahs (not just a puff or drag) in the past year, how did you usually get them? - I took them from a store or shop



Response	6	8	10	12	Total	
No	99.8	100.0	99.8	99.9	99.9	
Yes	0.2	0.0	0.2	0.1	0.1	
N of Valid	1680	1751	1367	883	5681	
N of Miss	0	0	0	0	0	



Table 184: If you used e-cigarettes, e-cigars, or e-hookahs (not just a puff or drag) in the past year, how did you usually get them? - I got them some other way



Response	6	8	10	12	Total	
No	98.9	97.1	95.9	96.5	97.3	
Yes	1.1	2.9	4.1	3.5	2.7	
N of Valid	1680	1751	1367	883	5681	
N of Miss	0	0	0	0	0	

Table 185: If you used marijuana (grass, pot) (not just a puff or drag) in the past year, how did you usually get it? - I did not use marijuana (grass, pot) in the past year



Response	6	8	10	12	Total	
No	2.3	8.0	17.2	26.2	11.4	
Yes	97.7	92.0	82.8	73.8	88.6	
N of Valid	1667	1748	1367	881	5663	
N of Miss	0	0	0	0	0	

Table 186: If you used marijuana (grass, pot) (not just a puff or drag) in the past year, how did you usually get it? - I bought it myself



Response	6	8	10	12	Total	
No	99.6	98.8	93.6	87.5	96.0	
Yes	0.4	1.2	6.4	12.5	4.0	
N of Valid	1667	1748	1367	881	5663	
N of Miss	0	0	0	0	0	

Table 187: If you used marijuana (grass, pot) (not just a puff or drag) in the past year, how did you usually get it? - I got it from someone at school



Response	6	8	10	12	Total	
No	99.9	97.9	97.1	96.4	98.1	
Yes	0.1	2.1	2.9	3.6	1.9	
N of Valid	1667	1748	1367	881	5663	
N of Miss	0	0	0	0	0	

Table 188: If you used marijuana (grass, pot) (not just a puff or drag) in the past year, how did you usually get it? - I got it from someone with a medical marijuana card



Response	6	8	10	12	Total	
No	99.8	99.4	99.7	98.9	99.5	
Yes	0.2	0.6	0.3	1.1	0.5	
N of Valid	1667	1748	1367	881	5663	
N of Miss	0	0	0	0	0	

Table 189: If you used marijuana (grass, pot) (not just a puff or drag) in the past year, how did you usually get it? - I got it from my brother or sister



Response	6	8	10	12	Total	
No	99.9	99.2	98.1	98.6	99.1	
Yes	0.1	0.8	1.9	1.4	0.9	
N of Valid	1667	1748	1367	881	5663	
N of Miss	0	0	0	0	0	

Table 190: If you used marijuana (grass, pot) (not just a puff or drag) in the past year, how did you usually get it? - I got it from another relative



Response	6	8	10	12	Total	
No	99.5	98.7	97.2	98.2	98.5	
Yes	0.5	1.3	2.8	1.8	1.5	
N of Valid	1667	1748	1367	881	5663	
N of Miss	0	0	0	0	0	

Table 191: If you used marijuana (grass, pot) (not just a puff or drag) in the past year, how did you usually get it? - Other



Response	6	8	10	12	Total	
No	98.3	96.1	92.5	87.4	94.5	
Yes	1.7	3.9	7.5	12.6	5.5	
N of Valid	1667	1748	1367	881	5663	
N of Miss	0	0	0	0	0	

Table 192: If you drank alcohol (not just a sip or taste) in the past year, how did you usually get it?













Response	6	8	10	12	Total	
I did not drink alcohol in the past year	94.6	84.9	68.4	56.8	79.4	
I bought it myself with a fake ID	0.1	0.2	0.3	0.4	0.2	
I bought it myself without a fake ID	0.0	0.0	0.3	0.4	0.1	
I got it from someone I know age 21 or older	0.6	2.7	7.2	18.4	5.6	
I got it from someone I know under age 21	0.4	1.4	4.5	6.5	2.6	
I got it from my brother or sister	0.2	0.6	1.3	1.8	0.8	
I got it from home with my parents' permission	1.4	2.6	4.4	5.2	3.1	
I got it from home without my parents' permission	0.6	3.1	5.3	1.1	2.6	
I got it from another relative	0.7	1.9	2.1	1.9	1.6	
A stranger bought it for me	0.1	0.2	0.4	1.1	0.4	
I took it from a store or shop	0.0	0.2	0.1	0.0	0.1	
Other	1.3	2.4	5.8	6.2	3.5	
N of Valid	1681	1756	1366	889	5692	
N of Miss	168	108	124	77	477	

Table 193: If you used prescription drugs or over the counter drugs without a doctor telling you to use it or for the purpose of getting high, where did you get these drugs? - Did not use



Response	6	8	10	12	Total	
No	1.1	2.9	6.1	8.5	4.0	
Yes	98.9	97.1	93.9	91.5	96.0	
N of Valid	1671	1758	1361	883	5673	
N of Miss	0	0	0	0	0	

Table 194: If you used prescription drugs or over the counter drugs without a doctor telling you to use it or for the purpose of getting high, where did you get these drugs? -  
Bought or took from store or shop



Response	6	8	10	12	Total	
No	99.8	99.9	99.6	99.1	99.6	
Yes	0.2	0.1	0.4	0.9	0.4	
N of Valid	1671	1758	1361	883	5673	
N of Miss	0	0	0	0	0	

Table 195: If you used prescription drugs or over the counter drugs without a doctor telling you to use it or for the purpose of getting high, where did you get these drugs? -  
Got from parents with permission



Response	6	8	10	12	Total	
No	99.6	99.7	99.5	99.3	99.6	
Yes	0.4	0.3	0.5	0.7	0.4	
N of Valid	1671	1758	1361	883	5673	
N of Miss	0	0	0	0	0	

Table 196: If you used prescription drugs or over the counter drugs without a doctor telling you to use it or for the purpose of getting high, where did you get these drugs? -  
Got from home without permission



Response	6	8	10	12	Total	
No	99.8	98.8	98.2	98.1	98.9	
Yes	0.2	1.2	1.8	1.9	1.1	
N of Valid	1671	1758	1361	883	5673	
N of Miss	0	0	0	0	0	

Table 197: If you used prescription drugs or over the counter drugs without a doctor telling you to use it or for the purpose of getting high, where did you get these drugs? -  
Got from relative with permission



Response	6	8	10	12	Total	
No	99.8	99.8	99.6	99.5	99.7	
Yes	0.2	0.2	0.4	0.5	0.3	
N of Valid	1671	1758	1361	883	5673	
N of Miss	0	0	0	0	0	

Table 198: If you used prescription drugs or over the counter drugs without a doctor telling you to use it or for the purpose of getting high, where did you get these drugs? -  
Got from relative without permission



Response	6	8	10	12	Total	
No	99.8	99.5	99.1	99.3	99.5	
Yes	0.2	0.5	0.9	0.7	0.5	
N of Valid	1671	1758	1361	883	5673	
N of Miss	0	0	0	0	0	

Table 199: If you used prescription drugs or over the counter drugs without a doctor telling you to use it or for the purpose of getting high, where did you get these drugs? -  
Got from friend's home with permission



Response	6	8	10	12	Total	
No	99.8	99.4	99.2	99.0	99.4	
Yes	0.2	0.6	0.8	1.0	0.6	
N of Valid	1671	1758	1361	883	5673	
N of Miss	0	0	0	0	0	

Table 200: If you used prescription drugs or over the counter drugs without a doctor telling you to use it or for the purpose of getting high, where did you get these drugs? -  
Got from friend's home without permission



Response	6	8	10	12	Total	
No	99.9	99.8	99.7	99.7	99.8	
Yes	0.1	0.2	0.3	0.3	0.2	
N of Valid	1671	1758	1361	883	5673	
N of Miss	0	0	0	0	0	

Table 201: If you used prescription drugs or over the counter drugs without a doctor telling you to use it or for the purpose of getting high, where did you get these drugs? -  
Got from friend at school



Response	6	8	10	12	Total	
No	99.8	99.5	98.9	98.8	99.3	
Yes	0.2	0.5	1.1	1.2	0.7	
N of Valid	1671	1758	1361	883	5673	
N of Miss	0	0	0	0	0	

Table 202: If you used prescription drugs or over the counter drugs without a doctor telling you to use it or for the purpose of getting high, where did you get these drugs? -  
Got from friend at party



Response	6	8	10	12	Total	
No	99.9	99.7	99.1	97.7	99.3	
Yes	0.1	0.3	0.9	2.3	0.7	
N of Valid	1671	1758	1361	883	5673	
N of Miss	0	0	0	0	0	

Table 203: If you used prescription drugs or over the counter drugs without a doctor telling you to use it or for the purpose of getting high, where did you get these drugs? -  
Got from friend, elsewhere



Response	6	8	10	12	Total	
No	99.8	99.4	97.8	97.2	98.8	
Yes	0.2	0.6	2.2	2.8	1.2	
N of Valid	1671	1758	1361	883	5673	
N of Miss	0	0	0	0	0	

Table 204: If you used prescription drugs or over the counter drugs without a doctor telling you to use it or for the purpose of getting high, where did you get these drugs? -  
Got from internet sale



Response	6	8	10	12	Total	
No	99.6	99.8	99.6	99.3	99.6	
Yes	0.4	0.2	0.4	0.7	0.4	
N of Valid	1671	1758	1361	883	5673	
N of Miss	0	0	0	0	0	

Table 205: During the last month, about how many marijuana cigarettes, or the equivalent, did you smoke a day, on the average?


Response	6	8	10	12	Total	
None	98.6	95.8	91.0	87.5	94.2	
Less than 1 a day	0.6	2.1	3.3	5.7	2.5	
1 a day	0.4	0.7	1.8	1.6	1.0	
2-3 a day	0.2	0.9	1.5	2.0	1.0	
4-6 a day	0.0	0.2	1.2	1.8	0.6	
7-10 a day	0.1	0.0	0.6	0.3	0.2	
11 or more a day	0.2	0.2	0.7	1.0	0.4	
N of Valid	1678	1744	1362	880	5664	
N of Miss	171	120	128	86	505	

Table 206: How wrong do your friends feel it would be for YOU to: have one or two drinks of an alcoholic beverage nearly every day?


Response	6	8	10	12	Total	
Very wrong	77.4	58.9	44.3	40.4	58.0	
Wrong	16.2	22.3	24.3	23.1	21.1	
A little bit wrong	4.5	12.8	18.8	19.6	12.8	
Not at all wrong	1.9	6.1	12.6	17.0	8.1	
N of Valid	1696	1767	1377	889	5729	
N of Miss	153	97	113	77	440	

Table 207: How wrong do your friends feel it would be for YOU to: smoke tobacco?


Response	6	8	10	12	Total	
Very wrong	81.9	64.5	51.2	44.6	63.3	
Wrong	12.8	20.4	23.2	21.3	19.0	
A little bit wrong	3.6	9.4	13.8	16.0	9.8	
Not at all wrong	1.7	5.7	11.8	18.1	7.9	
N of Valid	1681	1764	1369	888	5702	
N of Miss	168	100	121	78	467	

Table 208: How wrong do your friends feel it would be for YOU to: smoke marijuana?





Response	6	8	10	12	Total	
Very wrong	87.5	67.6	48.0	42.2	64.8	
Wrong	7.8	15.5	18.9	16.2	14.2	
A little bit wrong	2.8	9.0	15.5	17.4	10.0	
Not at all wrong	1.8	7.9	17.6	24.2	11.0	
N of Valid	1686	1762	1369	887	5704	
N of Miss	163	102	121	79	465	

Table 209: How wrong do your friends feel it would be for YOU to: use prescription drugs not prescribed to you?





Response	6	8	10	12	Total	
Very wrong	86.8	74.2	69.5	70.1	76.2	
Wrong	10.2	16.2	18.2	16.8	15.0	
A little bit wrong	2.0	5.8	6.8	6.5	5.0	
Not at all wrong	1.0	3.7	5.6	6.5	3.8	
N of Valid	1679	1763	1369	886	5697	
N of Miss	170	101	121	80	472	

Table 210: How wrong would most adults (over 21) in your neighborhood think it is for kids your age: to use marijuana?





Response	6	8	10	12	Total	
Very wrong	91.0	80.6	64.2	61.7	76.8	
Wrong	5.8	12.3	19.5	18.3	13.0	
A little bit wrong	2.2	4.8	11.2	11.7	6.6	
Not at all wrong	0.9	2.2	5.1	8.4	3.5	
N of Valid	1691	1762	1368	882	5703	
N of Miss	158	102	122	84	466	



Table 211: How wrong would most adults (over 21) in your neighborhood think it is for kids your age: to drink alcohol?





Response	6	8	10	12	Total	
Very wrong	85.6	72.5	57.3	52.5	69.6	
Wrong	9.4	16.7	23.8	22.2	17.1	
A little bit wrong	3.6	7.6	13.5	16.8	9.2	
Not at all wrong	1.5	3.1	5.4	8.5	4.0	
N of Valid	1688	1756	1362	882	5688	
N of Miss	161	108	128	84	481	

Table 212: How wrong would most adults (over 21) in your neighborhood think it is for kids your age: to smoke cigarettes?





Response	6	8	10	12	Total	
Very wrong	85.5	76.2	61.6	56.0	72.3	
Wrong	9.2	15.2	21.8	21.9	16.0	
A little bit wrong	3.5	5.6	10.7	12.8	7.3	
Not at all wrong	1.8	3.0	5.9	9.3	4.3	
N of Valid	1681	1753	1360	881	5675	
N of Miss	168	111	130	85	494	

Table 213: How much do each of the following statements describe your neighborhood? crime and/or drug selling





Response	6	8	10	12	Total	
NO!	82.8	72.4	66.7	68.0	73.4	
no	11.4	17.0	20.7	18.1	16.4	
yes	4.4	8.3	9.6	10.5	7.8	
YES!	1.4	2.3	3.0	3.3	2.4	
N of Valid	1681	1756	1367	882	5686	
N of Miss	168	108	123	84	483	

Table 214: How much do each of the following statements describe your neighborhood? fights





Response	6	8	10	12	Total	
NO!	73.3	69.5	67.0	67.6	69.7	
no	17.4	18.9	23.3	22.8	20.1	
yes	7.1	8.5	7.9	7.3	7.8	
YES!	2.2	3.1	1.8	2.4	2.4	
N of Valid	1674	1751	1362	882	5669	
N of Miss	175	113	128	84	500	

Table 215: How much do each of the following statements describe your neighborhood? lots of empty or abandoned buildings





Response	6	8	10	12	Total	
NO!	74.4	66.5	65.5	68.1	68.8	
no	16.2	22.4	23.7	21.8	20.8	
yes	7.7	9.0	8.7	7.6	8.3	
YES!	1.7	2.2	2.0	2.5	2.0	
N of Valid	1671	1752	1366	882	5671	
N of Miss	178	112	124	84	498	

Table 216: How much do each of the following statements describe your neighborhood? lots of graffiti





Response	6	8	10	12	Total	
NO!	83.3	76.9	76.0	77.6	78.7	
no	13.8	19.9	22.2	19.6	18.6	
yes	2.1	2.5	1.4	1.9	2.0	
YES!	0.8	0.7	0.4	0.9	0.7	
N of Valid	1658	1743	1363	878	5642	
N of Miss	191	121	127	88	527	

Table 217: I feel safe in my neighborhood.


Response	6	8	10	12	Total	
NO!	3.6	4.1	2.8	3.8	3.6	
no	7.6	7.0	6.6	7.8	7.2	
yes	32.9	38.9	41.9	40.1	38.0	
YES!	55.9	50.1	48.7	48.4	51.2	
N of Valid	1675	1745	1358	876	5654	
N of Miss	174	119	132	90	515	

Table 218: If a kid smoked marijuana in your neighborhood would he or she be caught by the police?

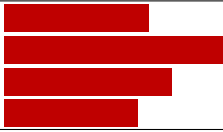
Response	6	8	10	12	Total	
NO!	13.8	19.6	26.9	29.6	21.2	
no	18.2	36.5	42.0	47.8	34.2	
yes	33.0	25.5	21.2	15.8	25.2	
YES!	35.0	18.4	9.8	6.7	19.4	
N of Valid	1677	1757	1366	878	5678	
N of Miss	172	107	124	88	491	

Table 219: If a kid drank some beer, wine or hard liquor (for example, vodka, whiskey, or gin) in your neighborhood would he or she be caught by the police?

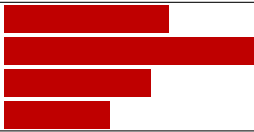
Response	6	8	10	12	Total	
NO!	15.1	22.6	32.7	33.5	24.5	
no	25.8	43.6	43.4	47.8	39.0	
yes	31.5	20.3	16.8	13.3	21.7	
YES!	27.5	13.6	7.1	5.5	14.9	
N of Valid	1665	1753	1360	875	5653	
N of Miss	184	111	130	91	516	

Table 220: If a kid carried a handgun in your neighborhood would he or she be caught by the police?





Response	6	8	10	12	Total	
NO!	13.8	19.0	25.4	25.4	20.0	
no	17.5	26.7	32.6	33.6	26.5	
yes	29.6	28.7	26.5	23.8	27.7	
YES!	39.1	25.6	15.4	17.1	25.8	
N of Valid	1664	1751	1357	877	5649	
N of Miss	185	113	133	89	520	

Table 221: If you wanted to get some cigarettes, how easy would it be for you to get some?





Response	6	8	10	12	Total	
Very hard	75.6	53.5	35.6	23.9	51.0	
Sort of hard	10.6	16.7	18.1	10.6	14.3	
Sort of easy	7.6	17.9	22.5	20.2	16.4	
Very easy	6.2	11.9	23.7	45.3	18.3	
N of Valid	1637	1745	1362	878	5622	
N of Miss	212	119	128	88	547	

Table 222: If you wanted to get some beer, wine or hard liquor (for example, vodka, whiskey, or gin), how easy would it be for you to get some?





Response	6	8	10	12	Total	
Very hard	72.2	51.2	31.1	23.5	48.1	
Sort of hard	13.6	16.3	17.2	15.5	15.6	
Sort of easy	7.1	17.2	25.1	25.7	17.5	
Very easy	7.0	15.2	26.6	35.2	18.7	
N of Valid	1625	1746	1360	875	5606	
N of Miss	224	118	130	91	563	

Table 223: If you wanted to get a drug like cocaine, LSD, or amphetamines, how easy would it be for you to get some?





Response	6	8	10	12	Total	
Very hard	93.0	84.3	70.7	62.8	80.2	
Sort of hard	3.8	9.4	16.8	19.6	11.2	
Sort of easy	2.0	3.1	7.4	8.6	4.7	
Very easy	1.2	3.2	5.2	9.0	4.0	
N of Valid	1619	1741	1357	876	5593	
N of Miss	230	123	133	90	576	

Table 224: If you wanted to get a handgun, how easy would it be for you to get one?





Response	6	8	10	12	Total	
Very hard	75.3	60.2	52.0	48.2	60.7	
Sort of hard	11.3	14.8	17.1	19.6	15.1	
Sort of easy	6.8	11.7	14.2	13.5	11.2	
Very easy	6.5	13.4	16.7	18.7	13.0	
N of Valid	1625	1742	1351	876	5594	
N of Miss	224	122	139	90	575	

Table 225: If you wanted to get some marijuana, how easy would it be for you to get some?





Response	6	8	10	12	Total	
Very hard	89.4	71.5	44.9	34.9	64.5	
Sort of hard	5.3	10.2	14.3	11.5	10.0	
Sort of easy	2.7	9.0	17.0	17.1	10.4	
Very easy	2.6	9.4	23.8	36.5	15.2	
N of Valid	1617	1742	1361	873	5593	
N of Miss	232	122	129	93	576	

Table 226: If you wanted to get prescription drugs for the purpose of getting high, how easy would it be for you to get some?





Response	6	8	10	12	Total	
Very hard	82.3	64.9	52.2	47.5	64.1	
Sort of hard	8.8	13.1	15.8	17.6	13.2	
Sort of easy	4.6	11.1	15.4	15.8	11.0	
Very easy	4.4	10.8	16.7	19.0	11.7	
N of Valid	1624	1742	1357	877	5600	
N of Miss	225	122	133	89	569	

Table 227: If you wanted to get synthetic marijuana such as K2 or chemical products such as bath salts to get high, how easy would it be for you to get some?





Response	6	8	10	12	Total	
Very hard	91.2	81.8	68.2	61.6	78.0	
Sort of hard	5.2	9.1	16.8	18.1	11.3	
Sort of easy	1.4	4.5	7.0	10.5	5.2	
Very easy	2.2	4.5	8.0	9.8	5.5	
N of Valid	1614	1744	1360	877	5595	
N of Miss	235	120	130	89	574	

Table 228: If you wanted to get steroids to use or to enhance athletic performance, how easy would it be for you to get some?





Response	6	8	10	12	Total	
Very hard	90.6	80.6	67.9	62.7	77.6	
Sort of hard	5.3	11.0	16.8	18.9	12.0	
Sort of easy	2.3	4.6	8.1	8.8	5.4	
Very easy	1.8	3.8	7.2	9.6	5.0	
N of Valid	1621	1738	1358	877	5594	
N of Miss	228	126	132	89	575	

Table 229: If you wanted to get e-cigarettes, e-cigars, or e-hookahs, how easy would it be for you to get some?





Response	6	8	10	12	Total	
Very hard	82.5	59.6	38.2	31.0	56.6	
Sort of hard	7.3	10.4	10.8	7.3	9.1	
Sort of easy	4.8	12.1	16.0	13.9	11.2	
Very easy	5.3	17.8	34.9	47.8	23.0	
N of Valid	1621	1743	1355	878	5597	
N of Miss	228	121	135	88	572	

Table 230: During the past 12 months, have you participated in any alcohol prevention programs or seen any alcohol prevention messages in your school or community? Yes, a school-based program focused on preventing underage drinking and/or drinking and driving.



Response	6	8	10	12	Total	
No	68.1	71.2	77.9	81.3	73.5	
Yes	31.9	28.8	22.1	18.7	26.5	
N of Valid	1605	1734	1351	875	5565	
N of Miss	0	0	0	0	0	

Table 231: During the past 12 months, have you participated in any alcohol prevention programs or seen any alcohol prevention messages in your school or community? Yes, a community-based program focused on preventing underage drinking and/or drinking and driving (for example, through your church or temple or through youth groups like Boys and Girls Club or 4-H).



Response	6	8	10	12	Total	
No	88.3	91.5	93.6	96.8	91.9	
Yes	11.7	8.5	6.4	3.2	8.1	
N of Valid	1605	1734	1351	875	5565	
N of Miss	0	0	0	0	0	

Table 232: During the past 12 months, have you participated in any alcohol prevention programs or seen any alcohol prevention messages in your school or community? Yes, a media campaign addressing underage drinking and/or drinking and driving (for example, newspaper ads, posters, pamphlets, radio, TV).



Response	6	8	10	12	Total	
No	86.8	89.5	89.1	90.7	88.8	
Yes	13.2	10.5	10.9	9.3	11.2	
N of Valid	1605	1734	1351	875	5565	
N of Miss	0	0	0	0	0	

Table 233: During the past 12 months, have you participated in any alcohol prevention programs or seen any alcohol prevention messages in your school or community? No



Response	6	8	10	12	Total	
No	39.4	36.4	30.3	25.7	34.1	
Yes	60.6	63.6	69.7	74.3	65.9	
N of Valid	1605	1734	1351	875	5565	
N of Miss	0	0	0	0	0	

Table 234: How wrong do your parents feel it would be for YOU to: have one or two drinks of an alcoholic beverage nearly every day?





Response	6	8	10	12	Total	
Very wrong	91.7	85.8	78.6	70.0	83.3	
Wrong	5.6	9.7	13.6	17.2	10.6	
A little bit wrong	1.6	3.5	5.7	8.7	4.3	
Not at all wrong	1.0	1.0	2.1	4.1	1.8	
N of Valid	1650	1736	1352	877	5615	
N of Miss	199	128	138	89	554	

Table 235: How wrong do your parents feel it would be for YOU to: smoke tobacco?





Response	6	8	10	12	Total	
Very wrong	94.0	89.9	83.1	72.4	86.7	
Wrong	3.4	7.4	11.0	14.6	8.2	
A little bit wrong	1.6	1.5	3.8	7.8	3.1	
Not at all wrong	1.0	1.2	2.1	5.3	2.0	
N of Valid	1640	1733	1351	876	5600	
N of Miss	209	131	139	90	569	



Table 236: How wrong do your parents feel it would be for YOU to: smoke marijuana?





Response	6	8	10	12	Total	
Very wrong	96.4	90.1	82.3	72.1	87.2	
Wrong	2.4	5.8	8.0	13.6	6.5	
A little bit wrong	0.7	2.9	5.1	7.8	3.6	
Not at all wrong	0.5	1.3	4.6	6.6	2.7	
N of Valid	1635	1731	1348	877	5591	
N of Miss	214	133	142	89	578	

Table 237: How wrong do your parents feel it would be for YOU to: use prescription drugs not prescribed to you?





Response	6	8	10	12	Total	
Very wrong	95.9	91.7	91.0	88.0	92.2	
Wrong	2.7	5.4	5.7	8.1	5.1	
A little bit wrong	1.0	2.1	2.3	2.2	1.8	
Not at all wrong	0.5	0.8	1.0	1.7	0.9	
N of Valid	1644	1738	1353	877	5612	
N of Miss	205	126	137	89	557	

Table 238: How wrong do your parents feel it would be for YOU to: steal something?





Response	6	8	10	12	Total	
Very wrong	90.9	88.2	86.9	89.2	88.8	
Wrong	7.4	10.1	10.4	9.0	9.2	
A little bit wrong	1.4	1.3	2.1	1.0	1.5	
Not at all wrong	0.3	0.5	0.6	0.8	0.5	
N of Valid	1627	1731	1345	878	5581	
N of Miss	222	133	145	88	588	

Table 239: How wrong do your parents feel it would be for YOU to: draw graffiti, write things, or draw pictures on buildings or other property (without the owner's permission)?





Response	6	8	10	12	Total	
Very wrong	91.6	86.3	83.4	83.7	86.7	
Wrong	5.7	9.6	11.5	11.4	9.2	
A little bit wrong	2.0	3.3	3.8	3.2	3.0	
Not at all wrong	0.7	0.8	1.3	1.7	1.1	
N of Valid	1642	1741	1352	879	5614	
N of Miss	207	123	138	87	555	

Table 240: How wrong do your parents feel it would be for YOU to: pick a fight with someone?





Response	6	8	10	12	Total	
Very wrong	71.0	59.7	62.5	62.5	64.1	
Wrong	18.4	25.3	21.8	22.7	22.0	
A little bit wrong	8.4	12.3	13.1	11.9	11.3	
Not at all wrong	2.1	2.7	2.6	3.0	2.6	
N of Valid	1638	1733	1349	874	5594	
N of Miss	211	131	141	92	575	

Table 241: During the past 12 months, have you talked with at least one of your parents about the dangers of underage drinking and/or drinking and driving? By parents, we mean either your biological parents, adoptive parents, stepparents, or adult guardians - whether or not they live with you.



Response	6	8	10	12	Total	
No	49.1	52.0	52.6	56.5	52.0	
Yes	50.9	48.0	47.4	43.5	48.0	
N of Valid	1582	1664	1301	827	5374	
N of Miss	267	200	189	139	795	

Table 242: The rules in my family are clear.

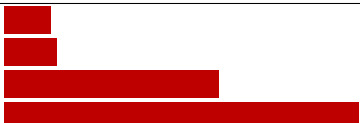
Response	6	8	10	12	Total	
NO!	4.9	4.4	5.1	6.3	5.0	
no	5.6	6.9	5.5	6.7	6.1	
yes	28.4	33.3	36.0	35.6	32.9	
YES!	61.1	55.4	53.4	51.4	56.0	
N of Valid	1628	1716	1347	871	5562	
N of Miss	221	148	143	95	607	

Table 243: People in my family have serious arguments about the same things, and often insult or yell at each other.

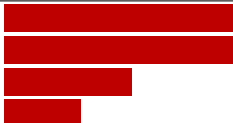
Response	6	8	10	12	Total	
NO!	42.4	33.1	32.5	32.3	35.5	
no	33.5	38.1	34.7	38.3	36.0	
yes	16.2	18.4	20.6	19.8	18.5	
YES!	7.8	10.4	12.1	9.6	10.0	
N of Valid	1619	1715	1342	877	5553	
N of Miss	230	149	148	89	616	

Table 244: When I am not at home, one of my parents knows where I am and who I am with.

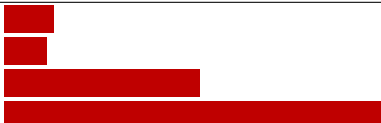
Response	6	8	10	12	Total	
NO!	6.6	4.5	4.4	7.8	5.6	
no	4.0	3.7	4.1	7.0	4.4	
yes	23.8	29.9	33.9	33.6	29.6	
YES!	65.7	61.9	57.7	51.6	60.4	
N of Valid	1628	1718	1347	874	5567	
N of Miss	221	146	143	92	602	

Table 245: My family has clear rules about alcohol and drug use.

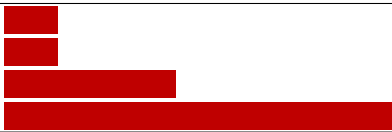
Response	6	8	10	12	Total	
NO!	6.4	5.2	5.6	8.8	6.2	
no	4.6	6.5	6.7	8.0	6.2	
yes	18.7	26.3	29.0	33.0	25.8	
YES!	70.3	62.0	58.7	50.2	61.8	
N of Valid	1619	1715	1343	876	5553	
N of Miss	230	149	147	90	616	

Table 246: If you skipped school would you be caught by your parents?


Response	6	8	10	12	Total	
NO!	6.5	6.5	6.1	10.7	7.1	
no	5.3	9.1	14.3	20.1	11.0	
yes	18.2	25.9	30.0	27.7	24.9	
YES!	70.0	58.6	49.6	41.4	57.0	
N of Valid	1622	1720	1344	876	5562	
N of Miss	227	144	146	90	607	

Table 247: My parents ask if I've gotten my homework done.

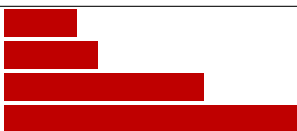
Response	6	8	10	12	Total	
NO!	6.0	7.6	11.1	16.5	9.4	
no	5.5	11.6	16.2	23.7	12.9	
yes	25.4	32.1	33.7	31.1	30.4	
YES!	63.1	48.6	39.1	28.6	47.4	
N of Valid	1625	1717	1346	877	5565	
N of Miss	224	147	144	89	604	

Table 248: Would your parents know if you did not come home on time?





Response	6	8	10	12	Total	
NO!	4.9	4.7	5.0	7.8	5.3	
no	5.7	6.8	7.0	12.5	7.4	
yes	22.0	28.7	31.2	32.0	27.9	
YES!	67.4	59.7	56.9	47.8	59.4	
N of Valid	1624	1712	1348	875	5559	
N of Miss	225	152	142	91	610	

Table 249: Do you know how to properly dispose of leftover prescription drugs?



Response	6	8	10	12	Total	
No	73.0	68.8	56.1	54.0	64.6	
Yes	27.0	31.2	43.9	46.0	35.4	
N of Valid	1544	1697	1313	857	5411	
N of Miss	305	167	177	109	758	

Table 250: Have any of your brothers or sisters ever: drunk beer, wine or hard liquor (for example, vodka, whiskey or gin)?




Response	6	8	10	12	Total	
No	76.7	61.7	49.3	40.4	59.8	
Yes	19.4	34.1	46.5	53.9	35.9	
I don't have any brothers or sisters	3.9	4.3	4.2	5.7	4.4	
N of Valid	1636	1738	1354	878	5606	
N of Miss	213	126	136	88	563	

Table 251: Have any of your brothers or sisters ever: smoked marijuana?




Response	6	8	10	12	Total	
No	90.5	79.3	68.3	56.8	76.4	
Yes	5.7	16.4	27.4	37.6	19.2	
I don't have any brothers or sisters	3.9	4.3	4.3	5.6	4.4	
N of Valid	1628	1727	1349	876	5580	
N of Miss	221	137	141	90	589	

Table 252: Have any of your brothers or sisters ever: smoked cigarettes?

Response	6	8	10	12	Total	
No	82.7	73.1	62.9	53.5	70.4	
Yes	13.4	22.6	32.9	40.8	25.3	
I don't have any brothers or sisters	3.9	4.3	4.2	5.6	4.4	
N of Valid	1631	1730	1348	874	5583	
N of Miss	218	134	142	92	586	

Table 253: Have any of your brothers or sisters ever: taken a handgun to school?

Response	6	8	10	12	Total	
No	95.0	95.0	94.0	93.3	94.5	
Yes	1.0	0.8	1.8	1.5	1.2	
I don't have any brothers or sisters	3.9	4.2	4.2	5.3	4.3	
N of Valid	1629	1723	1349	875	5576	
N of Miss	220	141	141	91	593	

Table 254: Have any of your brothers or sisters ever: been suspended or expelled from school?

Response	6	8	10	12	Total	
No	79.6	75.7	71.3	70.3	74.9	
Yes	16.5	20.0	24.6	24.2	20.8	
I don't have any brothers or sisters	3.9	4.2	4.1	5.5	4.3	
N of Valid	1625	1723	1350	872	5570	
N of Miss	224	141	140	94	599	

Table 255: Have any of your brothers or sisters ever: used e-cigarettes, e-cigars or e-hookahs (vaping)?

Response	6	8	10	12	Total	
No	84.0	69.3	60.7	55.5	69.3	
Yes	12.1	26.4	34.9	38.8	26.2	
I don't have any brothers or sisters	3.9	4.3	4.4	5.7	4.4	
N of Valid	1630	1730	1348	874	5582	
N of Miss	219	134	142	92	587	

Table 256: Have any of your brothers or sisters ever: used prescription drugs not prescribed to him/her?




Response	6	8	10	12	Total	
No	93.3	88.9	84.7	79.7	87.7	
Yes	2.7	6.8	11.0	14.4	7.8	
I don't have any brothers or sisters	4.0	4.2	4.2	5.9	4.4	
N of Valid	1621	1726	1349	875	5571	
N of Miss	228	138	141	91	598	

Table 257: Have you changed homes in the past year (the last 12 months)?



Response	6	8	10	12	Total	
No	71.5	75.4	77.4	79.1	75.3	
Yes	28.5	24.6	22.6	20.9	24.7	
N of Valid	1614	1712	1326	867	5519	
N of Miss	235	152	164	99	650	

Table 258: How many times have you changed homes since kindergarten?






Response	6	8	10	12	Total	
Never	35.4	31.5	28.3	30.7	31.7	
1 or 2 times	33.6	31.1	31.4	29.6	31.7	
3 or 4 times	16.6	18.8	20.0	18.1	18.3	
5 or 6 times	7.0	8.9	8.3	10.3	8.4	
7 or more times	7.5	9.7	12.0	11.3	9.9	
N of Valid	1635	1721	1343	874	5573	
N of Miss	214	143	147	92	596	

Table 259: Have you changed schools (including changing from elementary to middle and middle to high school) in the past year?



Response	6	8	10	12	Total	
No	56.6	65.7	70.6	80.2	66.5	
Yes	43.4	34.3	29.4	19.8	33.5	
N of Valid	1611	1698	1334	870	5513	
N of Miss	238	166	156	96	656	

Table 260: How many times have you changed schools since kindergarten (including changing from elementary to middle and middle to high school)?






Response	6	8	10	12	Total	
Never	34.5	25.6	29.1	31.3	30.0	
1 or 2 times	43.1	43.3	27.8	26.0	36.8	
3 or 4 times	13.5	19.7	26.6	26.3	20.6	
5 or 6 times	5.0	6.6	8.9	8.7	7.0	
7 or more times	3.8	4.8	7.7	7.7	5.7	
N of Valid	1627	1713	1340	872	5552	
N of Miss	222	151	150	94	617	

Table 261: Has anyone in your family ever had severe alcohol or drug problems?



Response	6	8	10	12	Total	
No	67.8	56.3	49.7	49.9	57.1	
Yes	32.2	43.7	50.3	50.1	42.9	
N of Valid	1613	1711	1340	871	5535	
N of Miss	236	153	150	95	634	

Table 262: About how many adults (over 21) have you known personally who in the past year have: used marijuana, crack, cocaine, or other drugs?






Response	6	8	10	12	Total	
0	78.3	68.2	58.7	54.4	66.7	
1	12.1	12.9	15.1	13.0	13.2	
2	4.1	9.5	10.1	10.7	8.3	
3-4	2.3	4.2	7.3	9.6	5.2	
5	3.1	5.2	8.7	12.2	6.5	
N of Valid	1639	1728	1350	875	5592	
N of Miss	210	136	140	91	577	



Table 263: About how many adults (over 21) have you known personally who in the past year have: sold or dealt drugs?






Response	6	8	10	12	Total	
0	88.9	79.6	73.0	72.0	79.5	
1	7.0	9.7	11.5	10.1	9.4	
2	1.6	5.1	7.2	7.3	4.9	
3-4	1.4	2.6	3.9	5.2	3.0	
5	1.1	3.0	4.4	5.4	3.2	
N of Valid	1626	1724	1343	872	5565	
N of Miss	223	140	147	94	604	

Table 264: About how many adults (over 21) have you known personally who in the past year have: done other things that could get them in trouble with the police, like stealing, selling stolen goods, mugging or assaulting others, etc.?






Response	6	8	10	12	Total	
0	83.4	76.4	69.6	74.2	76.5	
1	10.3	11.1	12.0	8.9	10.8	
2	3.1	4.8	7.5	5.8	5.1	
3-4	1.6	3.5	4.8	4.3	3.4	
5	1.7	4.2	6.0	6.7	4.3	
N of Valid	1633	1723	1346	876	5578	
N of Miss	216	141	144	90	591	

Table 265: About how many adults (over 21) have you known personally who in the past year have: gotten drunk or high?










Response	6	8	10	12	Total	
0	64.4	48.5	40.1	37.9	49.5	
1	17.5	19.3	16.6	14.3	17.3	
2	6.8	12.8	11.9	13.1	10.9	
3-4	4.9	7.4	11.5	12.0	8.4	
5	6.3	11.9	19.9	22.8	13.9	
N of Valid	1626	1716	1345	870	5557	
N of Miss	223	148	145	96	612	

Table 266: How honest were you in filling out this survey?

Response	6	8	10	12	Total	
I was very honest	86.3	80.9	78.8	78.3	81.6	
I was honest pretty much of the time	11.6	16.5	16.7	16.1	15.0	
I was honest some of the time	1.6	2.1	3.7	4.6	2.7	
I was honest once in a while	0.5	0.5	0.8	1.0	0.7	
I was not honest at all	0.0	0.0	0.0	0.0	0.0	
N of Valid	1659	1741	1356	876	5632	
N of Miss	190	123	134	90	537	