

2019 APNA

Arkansas Prevention Needs Assessment Survey

Region 3 Frequency Distribution Tables

Counties: Cleburne, Fulton, Independence, Izard, Jackson, Sharp, Stone,
Van Buren, White, Woodruff

Arkansas Department of Human Services,
Division of Aging, Adults, and Behavioral
Health Services
And
University of Arkansas at Little Rock
MidSOUTH Center for Prevention and Training

Contents

1	INTRODUCTION	11
2	PERCENTAGE TABLES	15

List of Frequency Distribution Tables

1	Gender	16
2	Age	16
3	Are you Hispanic or Latino?	16
4	What is your race? Black or African American	17
5	What is your race? Asian	17
6	What is your race? American Indian	17
7	What is your race? Alaska Native	17
8	What is your race? White	18
9	What is your race? Native Hawaiian or Other Pacific Islander	18
10	What is your race? Other	18
11	What is the highest level of schooling completed by your mother or father?	19
12	Think of where you live most of the time. Which of the following people live there with you? Mother	19
13	Think of where you live most of the time. Which of the following people live there with you? Stepmother	19
14	Think of where you live most of the time. Which of the following people live there with you? Foster Mother	20
15	Think of where you live most of the time. Which of the following people live there with you? Grandmother	20
16	Think of where you live most of the time. Which of the following people live there with you? Aunt	20
17	Think of where you live most of the time. Which of the following people live there with you? Father	20
18	Think of where you live most of the time. Which of the following people live there with you? Stepfather	21
19	Think of where you live most of the time. Which of the following people live there with you? Foster Father	21
20	Think of where you live most of the time. Which of the following people live there with you? Grandfather	21
21	Think of where you live most of the time. Which of the following people live there with you? Uncle	21
22	Think of where you live most of the time. Which of the following people live there with you? Other Adults	22
23	Think of where you live most of the time. Which of the following people live there with you? Brother(s)	22
24	Think of where you live most of the time. Which of the following people live there with you? Stepbrother(s)	22
25	Think of where you live most of the time. Which of the following people live there with you? Sister(s)	22
26	Think of where you live most of the time. Which of the following people live there with you? Stepsister(s)	23

27	Think of where you live most of the time. Which of the following people live there with you? Other Children	23
28	In my school, students have lots of chances to help decide things like class activities and rules.	23
29	Teachers ask me to work on special classroom projects.	23
30	My teacher(s) notices when I am doing a good job and lets me know about it.	24
31	There are lots of chances for students in my school to get involved in sports, clubs, and other school activities outside of class.	24
32	There are lots of chances for students in my school to talk with a teacher one-on-one.	24
33	I feel safe at my school.	25
34	The school lets my parents know when I have done something well.	25
35	My teachers praise me when I work hard in school.	25
36	Are your school grades better than the grades of most students in your class?	26
37	I have lots of chances to be part of class discussions or activities.	26
38	Now thinking back over the past year in school, how often did you: enjoy being in school?	26
39	Now thinking back over the past year in school, how often did you: hate being in school?	27
40	Now thinking back over the past year in school, how often did you: try to do your best work in school?	27
41	How often do you feel that the school work you are assigned is meaningful and important?	27
42	Putting them all together, what were your grades like last year?	28
43	How important do you think the things you are learning in school are going to be for your later life?	28
44	During the LAST FOUR WEEKS how many whole days of school have you missed because you skipped or "cut"?	28
45	What are the chances you would be seen as cool if you: smoked cigarettes?	29
46	What are the chances you would be seen as cool if you: worked hard at school?	29
47	What are the chances you would be seen as cool if you: began drinking alcoholic beverages regularly, that is, at least once or twice a month?	29
48	What are the chances you would be seen as cool if you: defended someone who was being bullied?	30
49	What are the chances you would be seen as cool if you: smoked marijuana?	30
50	What are the chances you would be seen as cool if you: carried a handgun?	30
51	What are the chances you would be seen as cool if you: used e-cigarettes, e-cigars or e-hookahs (vaping)?	31

52	What are the chances you would be seen as cool if you: bullied someone or cyber bullied someone?	31
53	Think of your four best friends (the friends you feel closest to). In the past year (12 months), how many of your best friends have: participated in clubs, organizations or activities at school?	31
54	Think of your four best friends (the friends you feel closest to). In the past year (12 months), how many of your best friends have: smoked cigarettes?	32
55	Think of your four best friends (the friends you feel closest to). In the past year (12 months), how many of your best friends have: tried beer, wine or hard liquor (for example, vodka, whiskey, or gin) when their parents didn't know about it?	32
56	Think of your four best friends (the friends you feel closest to). In the past year (12 months), how many of your best friends have: used e-cigarettes, e-cigars, or e-hookahs?	32
57	Think of your four best friends (the friends you feel closest to). In the past year (12 months), how many of your best friends have: used marijuana?	33
58	Think of your four best friends (the friends you feel closest to). In the past year (12 months), how many of your best friends have: used prescription drugs or non-prescription drugs for the purpose of getting high?	33
59	Think of your four best friends (the friends you feel closest to). In the past year (12 months), how many of your best friends have: used synthetic marijuana (K2, spice) or bath salts?	33
60	Think of your four best friends (the friends you feel closest to). In the past year (12 months), how many of your best friends have: used LSD, cocaine, amphetamines, or other illegal drugs?	34
61	Think of your four best friends (the friends you feel closest to). In the past year (12 months), how many of your best friends have: been bullied?	34
62	Think of your four best friends (the friends you feel closest to). In the past year (12 months), how many of your best friends have: been suspended from school?	34
63	Think of your four best friends (the friends you feel closest to). In the past year (12 months), how many of your best friends have: carried a handgun?	35
64	Think of your four best friends (the friends you feel closest to). In the past year (12 months), how many of your best friends have: sold illegal drugs?	35
65	Think of your four best friends (the friends you feel closest to). In the past year (12 months), how many of your best friends have: regularly attended religious services?	35

66	Think of your four best friends (the friends you feel closest to). In the past year (12 months), how many of your best friends have: stolen or tried to steal a motor vehicle such as a car or motorcycle?	36
67	Think of your four best friends (the friends you feel closest to). In the past year (12 months), how many of your best friends have: been arrested?	36
68	Think of your four best friends (the friends you feel closest to). In the past year (12 months), how many of your best friends have: dropped out of school?	36
69	Think of your four best friends (the friends you feel closest to). In the past year (12 months), how many of your best friends have: been members of a gang?	37
70	How old were you when you first: smoked marijuana?	37
71	How old were you when you first: smoked a cigarette, even just a puff?	38
72	How old were you when you first: had more than a sip or two of beer, wine or hard liquor (for example, vodka, whiskey, or gin)?	38
73	How old were you when you first: began drinking alcoholic beverages regularly, that is, at least once or twice a month?	39
74	How old were you when you first: used Pegaramide (peg, Peggy)?	39
75	How old were you when you first: got suspended from school?	40
76	How old were you when you first: got arrested?	40
77	How old were you when you first: carried a handgun?	41
78	How old were you when you first: used e-cigarettes, e-cigars, or e-hookahs (vaping)?	41
79	How old were you when you first: belonged to a gang?	42
80	How old were you when you first: used prescription drugs not prescribed to you?	42
81	How wrong do you think it is for someone your age to: take a handgun to school?	43
82	How wrong do you think it is for someone your age to: steal anything?	43
83	How wrong do you think it is for someone your age to: pick a fight with someone?	43
84	How wrong do you think it is for someone your age to: attack someone with the idea of seriously hurting them?	44
85	How wrong do you think it is for someone your age to: stay away from school all day when their parents think they are at school?	44
86	How wrong do you think it is for someone your age to: drink beer, wine or hard liquor (for example, vodka, whiskey, or gin) regularly?	44
87	How wrong do you think it is for someone your age to: smoke cigarettes?	45
88	How wrong do you think it is for someone your age to: smoke marijuana?	45

89	How wrong do you think it is for someone your age to: use prescription drugs or non-prescription drugs for the purpose of getting high?	45
90	How wrong do you think it is for someone your age to: use synthetic marijuana (K2, spice) or bath salts?	46
91	How wrong do you think it is for someone your age to: use LSD, cocaine, amphetamines or another illegal drug?	46
92	How wrong do you think it is for someone your age to: use e-cigarettes, e-cigars or e-hookahs (vaping)?	46
93	At school during the past 12 months, did you receive help from the resource teacher, speech therapist or other special education teacher?	47
94	How many times in the past year (12 months) have you: been suspended from school?	47
95	How many times in the past year (12 months) have you: carried a handgun?	47
96	How many times in the past year (12 months) have you: sold illegal drugs?	48
97	How many times in the past year (12 months) have you: stolen or tried to steal a motor vehicle such as a car or motorcycle?	48
98	How many times in the past year (12 months) have you: participated in clubs, organizations or activities at school?	48
99	How many times in the past year (12 months) have you: been arrested?	49
100	How many times in the past year (12 months) have you: attacked someone with the idea of seriously hurting them?	49
101	How many times in the past year (12 months) have you: been drunk or high at school?	49
102	How many times in the past year (12 months) have you: taken a handgun to school?	50
103	How many times in the past year (12 months) have you: used e-cigarettes, e-cigars, or e-hookahs (vaping)?	50
104	Are you currently on probation, or assigned a probation officer with Juvenile Court?	50
105	Have you ever belonged to a gang?	51
106	If you have ever belonged to a gang, did that gang have a name?	51
107	You are at a party at someone's house, and one of your friends offers you a drink containing alcohol. What would you say or do?	51
108	How often do you attend religious services or activities?	52
109	I think sometimes it's okay to cheat at school.	52
110	It is important to think before you act.	52
111	Sometimes I think that life is not worth it.	53
112	At times I think I am no good at all.	53
113	All in all, I am inclined to think that I am a failure.	53
114	In the past year, have you felt depressed or sad MOST days, even if you felt okay sometimes?	54
115	It is all right to beat up people if they start the fight.	54

116	I think it is okay to take something without asking if you can get away with it.	54
117	Where do you get the most information about living a drug and alcohol free life? Parents/guardians	55
118	Where do you get the most information about living a drug and alcohol free life? Friends	55
119	Where do you get the most information about living a drug and alcohol free life? Family members	55
120	Where do you get the most information about living a drug and alcohol free life? School	56
121	Where do you get the most information about living a drug and alcohol free life? Internet	56
122	Where do you get the most information about living a drug and alcohol free life? TV	56
123	Where do you get the most information about living a drug and alcohol free life? Social media	57
124	How much do you think people risk harming themselves (physically or in other ways) if they: smoked one or more packs of cigarettes per day?	57
125	How much do you think people risk harming themselves (physically or in other ways) if they: try marijuana once or twice?	57
126	How much do you think people risk harming themselves (physically or in other ways) if they: smoke marijuana once or twice a week?	58
127	How much do you think people risk harming themselves (physically or in other ways) if they: take one or two drinks of an alcoholic beverage (beer, wine, liquor) nearly every day?	58
128	How much do you think people risk harming themselves (physically or in other ways) if they: have five or more drinks of an alcoholic beverage once or twice a weekend?	58
129	How much do you think people risk harming themselves (physically or in other ways) if they: use prescription drugs that are not prescribed to them?	59
130	How much do you think people risk harming themselves (physically or in other ways) if they: use non-prescription drugs to get high?	59
131	How much do you think people risk harming themselves (physically or in other ways) if they: use e-cigarettes, e-cigars, or e-hookahs?	59
132	Have you ever used smokeless tobacco (chew, snuff, plug, dipping tobacco, or chewing tobacco)?	60
133	How often have you used smokeless tobacco during the past 30 days?	60
134	Have you ever smoked cigarettes?	60
135	How frequently have you smoked cigarettes during the past 30 days?	61
136	Which statement best describes rules about smoking inside your home or your family cars?	61
137	Have you ever used e-cigarettes, e-cigars, or e-hookahs (vaping)?	61

138	How frequently have you used e-cigarettes, e-cigars, or e-hookahs (vaping)?	62
139	During this school year, were you taught in any of your classes about the dangers of tobacco use?	62
140	During the past 12 months, have you participated in any community activities to discourage people your age from using cigarettes, chewing tobacco, snuff, dip or cigars, e-cigarettes, e-cigars, or e-hookahs?	62
141	Think back over the last two weeks. How many times have you had five or more alcoholic drinks in a row?	63
142	During the past 30 days, how many times did you ride in a car or other vehicle driven by someone who had been drinking alcohol or using drugs to get high?	63
143	During the past 30 days, how many times did you drive a car or other vehicle when you had been drinking alcohol or using drugs to get high?	63
144	If you drank alcohol (not just a sip or taste) in the past year, where did you usually drink it?	64
145	How do you feel about someone your age having one or two drinks of an alcoholic beverage nearly every day?	64
146	On how many occasions have you had alcoholic beverages (beer, wine or hard liquor) to drink in your lifetime - more than just a few sips?	64
147	On how many occasions have you drunk one of more drinks of an alcoholic beverage during the past 30 days?	65
148	On how many occasions have you used marijuana (grass, pot) or hashish (hash, hash oil) in your lifetime?	65
149	On how many occasions have you used marijuana (grass, pot) or hashish (hash, hash oil) during the past 30 days?	65
150	On how many occasions have you used LSD or other psychedelics in your lifetime?	66
151	On how many occasions have you used LSD or other psychedelics during the past 30 days?	66
152	On how many occasions have you used cocaine or crack in your lifetime?	66
153	On how many occasions have you used cocaine or crack during the past 30 days?	67
154	On how many occasions have you sniffed glue, breathed the contents of an aerosol spray can, or inhaled other gases or sprays, in order to get high in your lifetime?	67
155	On how many occasions have you sniffed glue, breathed the contents of an aerosol spray can, or inhaled other gases or sprays, in order to get high during the past 30 days?	67
156	On how many occasions have you used Pegaramide (peg, Peggy, etc.) in your lifetime?	68

157	On how many occasions have you used Pegaramide (peg, Peggy, etc.) during the past 30 days?	68
158	On how many occasions have you used synthetic marijuana (K2, spice) in your lifetime?	68
159	On how many occasions have you used synthetic marijuana (K2, spice) during the past 30 days?	69
160	On how many occasions have you used methamphetamines (meth, speed, crank, crystal meth) in your lifetime?	69
161	On how many occasions have you used methamphetamines (meth, speed, crank, crystal meth) in the past 30 days?	69
162	On how many occasions have you used other chemical products (bath salts, plant food, etc.) in your lifetime?	70
163	On how many occasions have you used other chemical products (bath salts, plant food, etc.) during the past 30 days?	70
164	On how many occasions have you used heroin or other opiates in your lifetime?	70
165	On how many occasions have you used heroin or other opiates during the past 30 days?	71
166	On how many occasions have you used MDMA ('X', 'E', or ecstasy) in your lifetime?	71
167	On how many occasions have you used MDMA ('X', 'E', or ecstasy) during the past 30 days?	71
168	On how many occasions have you taken prescription drugs (such as Valium, Xanax, Ritalin, Adderall, OxyContin, Tramadol, or sleeping pills) not prescribed to you in your lifetime?	72
169	On how many occasions have you taken prescription drugs (such as Valium, Xanax, Ritalin, Adderall, OxyContin, Tramadol, or sleeping pills) not prescribed to you during the past 30 days?	72
170	On how many occasions have you taken non-prescription medicines such as diet pills (for example, Dietac, Dexatrim or Prolamine), stay-awake pills (for example No-Doz, Vivarin, or Wake), or cough or cold medicines (robos, DXM, etc.) to get high in your lifetime?	72
171	On how many occasions have you taken non-prescription medicines such as diet pills (for example, Dietac, Dexatrim or Prolamine), stay-awake pills (for example No-Doz, Vivarin, or Wake), or cough or cold medicines (robos, DXM, etc.) to get high during the past 30 days?	73
172	On how many occasions have you been drunk or very high from drinking alcoholic beverages during the past 30 days?	73
173	On how many occasions have you drunk flavored alcoholic beverages, sometimes called 'alcopops' (like Mike's Hard Lemonade, Smirnoff Ice, Bacardi Breezers, etc.) in your lifetime?	73
174	On how many occasions have you drunk flavored alcoholic beverages, sometimes called 'alcopops' (like Mike's Hard Lemonade, Smirnoff Ice, Bacardi Breezers, etc.) during the past 30 days?	74

175	If you smoked cigarettes (not just a puff or drag) in the past year, how did you usually get them?	74
176	If you used e-cigarettes, e-cigars, or e-hookahs (not just a puff or drag) in the past year, how did you usually get them? - I did not use e-cigarettes, e-cigars, or e-hookahs in the past year	75
177	If you used e-cigarettes, e-cigars, or e-hookahs (not just a puff or drag) in the past year, how did you usually get them? - I bought them in a store such as a convenience store, supermarket, discount store, or gas station	75
178	If you used e-cigarettes, e-cigars, or e-hookahs (not just a puff or drag) in the past year, how did you usually get them? - I got them on the Internet	75
179	If you used e-cigarettes, e-cigars, or e-hookahs (not just a puff or drag) in the past year, how did you usually get them? - I got them at a store that sells electronic cigarettes, such as a "vape shop"	75
180	If you used e-cigarettes, e-cigars, or e-hookahs (not just a puff or drag) in the past year, how did you usually get them? - I got them from a family member	76
181	If you used e-cigarettes, e-cigars, or e-hookahs (not just a puff or drag) in the past year, how did you usually get them? - I got them from a friend	76
182	If you used e-cigarettes, e-cigars, or e-hookahs (not just a puff or drag) in the past year, how did you usually get them? - A stranger got them for me	76
183	If you used e-cigarettes, e-cigars, or e-hookahs (not just a puff or drag) in the past year, how did you usually get them? - I took them from a store or shop	76
184	If you used e-cigarettes, e-cigars, or e-hookahs (not just a puff or drag) in the past year, how did you usually get them? - I got them some other way	77
185	If you used marijuana (grass, pot) (not just a puff or drag) in the past year, how did you usually get it? - I did not use marijuana (grass, pot) in the past year	77
186	If you used marijuana (grass, pot) (not just a puff or drag) in the past year, how did you usually get it? - I bought it myself	77
187	If you used marijuana (grass, pot) (not just a puff or drag) in the past year, how did you usually get it? - I got it from someone at school	77
188	If you used marijuana (grass, pot) (not just a puff or drag) in the past year, how did you usually get it? - I got it from someone with a medical marijuana card	78
189	If you used marijuana (grass, pot) (not just a puff or drag) in the past year, how did you usually get it? - I got it from my brother or sister	78

190	If you used marijuana (grass, pot) (not just a puff or drag) in the past year, how did you usually get it? - I got it from another relative	78
191	If you used marijuana (grass, pot) (not just a puff or drag) in the past year, how did you usually get it? - Other	78
192	If you drank alcohol (not just a sip or taste) in the past year, how did you usually get it?	79
193	If you used prescription drugs or over the counter drugs without a doctor telling you to use it or for the purpose of getting high, where did you get these drugs? - Did not use	79
194	If you used prescription drugs or over the counter drugs without a doctor telling you to use it or for the purpose of getting high, where did you get these drugs? - Bought or took from store or shop	80
195	If you used prescription drugs or over the counter drugs without a doctor telling you to use it or for the purpose of getting high, where did you get these drugs? - Got from parents with permission	80
196	If you used prescription drugs or over the counter drugs without a doctor telling you to use it or for the purpose of getting high, where did you get these drugs? - Got from home without permission	80
197	If you used prescription drugs or over the counter drugs without a doctor telling you to use it or for the purpose of getting high, where did you get these drugs? - Got from relative with permission	80
198	If you used prescription drugs or over the counter drugs without a doctor telling you to use it or for the purpose of getting high, where did you get these drugs? - Got from relative without permission	81
199	If you used prescription drugs or over the counter drugs without a doctor telling you to use it or for the purpose of getting high, where did you get these drugs? - Got from friend's home with permission	81
200	If you used prescription drugs or over the counter drugs without a doctor telling you to use it or for the purpose of getting high, where did you get these drugs? - Got from friend's home without permission	81
201	If you used prescription drugs or over the counter drugs without a doctor telling you to use it or for the purpose of getting high, where did you get these drugs? - Got from friend at school	81
202	If you used prescription drugs or over the counter drugs without a doctor telling you to use it or for the purpose of getting high, where did you get these drugs? - Got from friend at party	82
203	If you used prescription drugs or over the counter drugs without a doctor telling you to use it or for the purpose of getting high, where did you get these drugs? - Got from friend, elsewhere	82
204	If you used prescription drugs or over the counter drugs without a doctor telling you to use it or for the purpose of getting high, where did you get these drugs? - Got from internet sale	82
205	During the last month, about how many marijuana cigarettes, or the equivalent, did you smoke a day, on the average?	83

206	How wrong do your friends feel it would be for YOU to: have one or two drinks of an alcoholic beverage nearly every day?	83
207	How wrong do your friends feel it would be for YOU to: smoke tobacco?	83
208	How wrong do your friends feel it would be for YOU to: smoke marijuana?	84
209	How wrong do your friends feel it would be for YOU to: use prescription drugs not prescribed to you?	84
210	How wrong would most adults (over 21) in your neighborhood think it is for kids your age: to use marijuana?	84
211	How wrong would most adults (over 21) in your neighborhood think it is for kids your age: to drink alcohol?	85
212	How wrong would most adults (over 21) in your neighborhood think it is for kids your age: to smoke cigarettes?	85
213	How much do each of the following statements describe your neighborhood? crime and/or drug selling	85
214	How much do each of the following statements describe your neighborhood? fights	86
215	How much do each of the following statements describe your neighborhood? lots of empty or abandoned buildings	86
216	How much do each of the following statements describe your neighborhood? lots of graffiti	86
217	I feel safe in my neighborhood.	87
218	If a kid smoked marijuana in your neighborhood would he or she be caught by the police?	87
219	If a kid drank some beer, wine or hard liquor (for example, vodka, whiskey, or gin) in your neighborhood would he or she be caught by the police?	87
220	If a kid carried a handgun in your neighborhood would he or she be caught by the police?	88
221	If you wanted to get some cigarettes, how easy would it be for you to get some?	88
222	If you wanted to get some beer, wine or hard liquor (for example, vodka, whiskey, or gin), how easy would it be for you to get some?	88
223	If you wanted to get a drug like cocaine, LSD, or amphetamines, how easy would it be for you to get some?	89
224	If you wanted to get a handgun, how easy would it be for you to get one?	89
225	If you wanted to get some marijuana, how easy would it be for you to get some?	89
226	If you wanted to get prescription drugs for the purpose of getting high, how easy would it be for you to get some?	90
227	If you wanted to get synthetic marijuana such as K2 or chemical products such as bath salts to get high, how easy would it be for you to get some?	90

228	If you wanted to get steroids to use or to enhance athletic performance, how easy would it be for you to get some?	90
229	If you wanted to get e-cigarettes, e-cigars, or e-hookahs, how easy would it be for you to get some?	91
230	During the past 12 months, have you participated in any alcohol prevention programs or seen any alcohol prevention messages in your school or community? Yes, a school-based program focused on preventing underage drinking and/or drinking and driving.	91
231	During the past 12 months, have you participated in any alcohol prevention programs or seen any alcohol prevention messages in your school or community? Yes, a community-based program focused on preventing underage drinking and/or drinking and driving (for example, through your church or temple or through youth groups like Boys and Girls Club or 4-H).	91
232	During the past 12 months, have you participated in any alcohol prevention programs or seen any alcohol prevention messages in your school or community? Yes, a media campaign addressing underage drinking and/or drinking and driving (for example, newspaper ads, posters, pamphlets, radio, TV).	92
233	During the past 12 months, have you participated in any alcohol prevention programs or seen any alcohol prevention messages in your school or community? No	92
234	How wrong do your parents feel it would be for YOU to: have one or two drinks of an alcoholic beverage nearly every day?	92
235	How wrong do your parents feel it would be for YOU to: smoke tobacco?	92
236	How wrong do your parents feel it would be for YOU to: smoke marijuana?	93
237	How wrong do your parents feel it would be for YOU to: use prescription drugs not prescribed to you?	93
238	How wrong do your parents feel it would be for YOU to: steal something?	93
239	How wrong do your parents feel it would be for YOU to: draw graffiti, write things, or draw pictures on buildings or other property (without the owner's permission)?	94
240	How wrong do your parents feel it would be for YOU to: pick a fight with someone?	94
241	During the past 12 months, have you talked with at least one of your parents about the dangers of underage drinking and/or drinking and driving? By parents, we mean either your biological parents, adoptive parents, stepparents, or adult guardians - whether or not they live with you.	94
242	The rules in my family are clear.	95
243	People in my family have serious arguments about the same things, and often insult or yell at each other.	95

244	When I am not at home, one of my parents knows where I am and who I am with.	95
245	My family has clear rules about alcohol and drug use.	96
246	If you skipped school would you be caught by your parents?	96
247	My parents ask if I've gotten my homework done.	96
248	Would your parents know if you did not come home on time?	97
249	Do you know how to properly dispose of leftover prescription drugs?	97
250	Have any of your brothers or sisters ever: drunk beer, wine or hard liquor (for example, vodka, whiskey or gin)?	97
251	Have any of your brothers or sisters ever: smoked marijuana?	97
252	Have any of your brothers or sisters ever: smoked cigarettes?	98
253	Have any of your brothers or sisters ever: taken a handgun to school?	98
254	Have any of your brothers or sisters ever: been suspended or expelled from school?	98
255	Have any of your brothers or sisters ever: used e-cigarettes, e-cigars or e-hookahs (vaping)?	98
256	Have any of your brothers or sisters ever: used prescription drugs not prescribed to him/her?	99
257	Have you changed homes in the past year (the last 12 months)?	99
258	How many times have you changed homes since kindergarten?	99
259	Have you changed schools (including changing from elementary to middle and middle to high school) in the past year?	99
260	How many times have you changed schools since kindergarten (including changing from elementary to middle and middle to high school)?	100
261	Has anyone in your family ever had severe alcohol or drug problems?	100
262	About how many adults (over 21) have you known personally who in the past year have: used marijuana, crack, cocaine, or other drugs?	100
263	About how many adults (over 21) have you known personally who in the past year have: sold or dealt drugs?	101
264	About how many adults (over 21) have you known personally who in the past year have: done other things that could get them in trouble with the police, like stealing, selling stolen goods, mugging or assaulting others, etc.?	101
265	About how many adults (over 21) have you known personally who in the past year have: gotten drunk or high?	101
266	How honest were you in filling out this survey?	102

List of Figures

1	Grade Chart	12
2	Gender Chart	13
3	Age Chart	14

1 INTRODUCTION

This report was generated from data collected on the *2019 Arkansas Prevention Needs Assessment Student Survey*. This report contains basic frequency tables of all data collected and graphs on the selected demographic variables of grade, gender and age.

Questions regarding the information found in this report can be directed to:

International Survey Associates dba Pride Surveys

Mr. Jay Gleaton

2140 Newmarket Parkway

Suite 116

Marietta, GA 30067

Telephone: (800) 279-6361

Fax: (770) 726-9327

Website: <http://www.pridesurveys.com>

Grade Chart

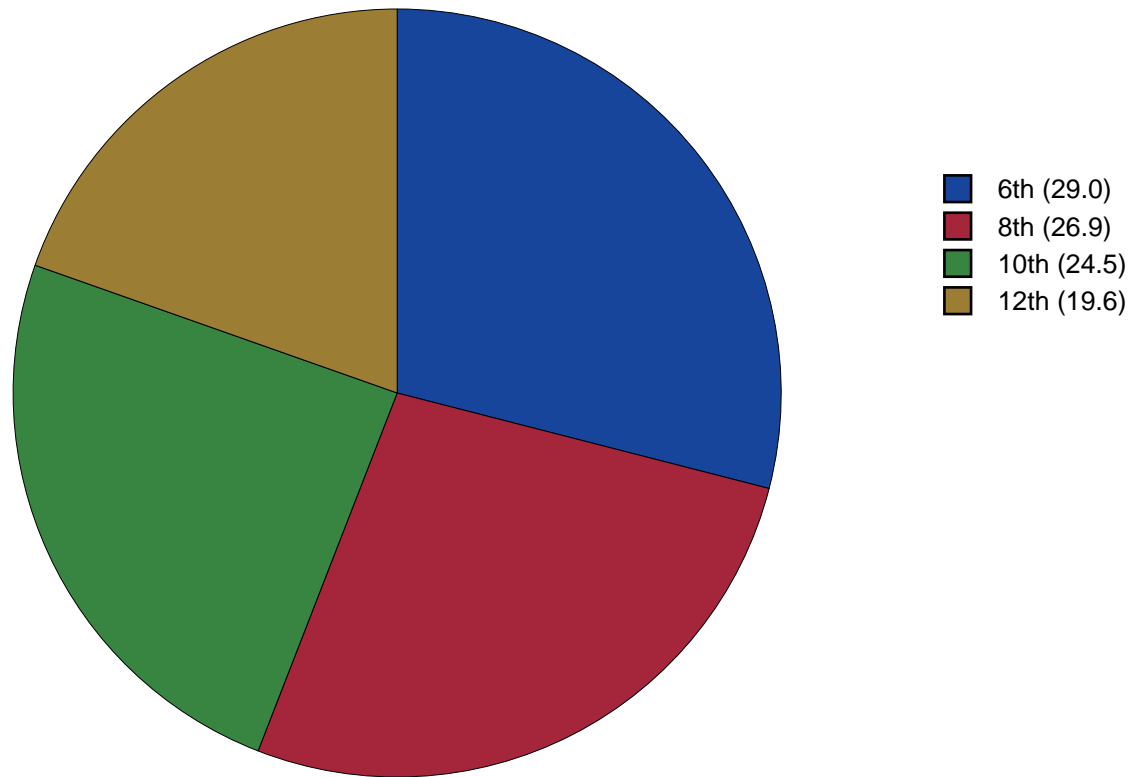


Figure 1: Grade Chart

Gender Chart

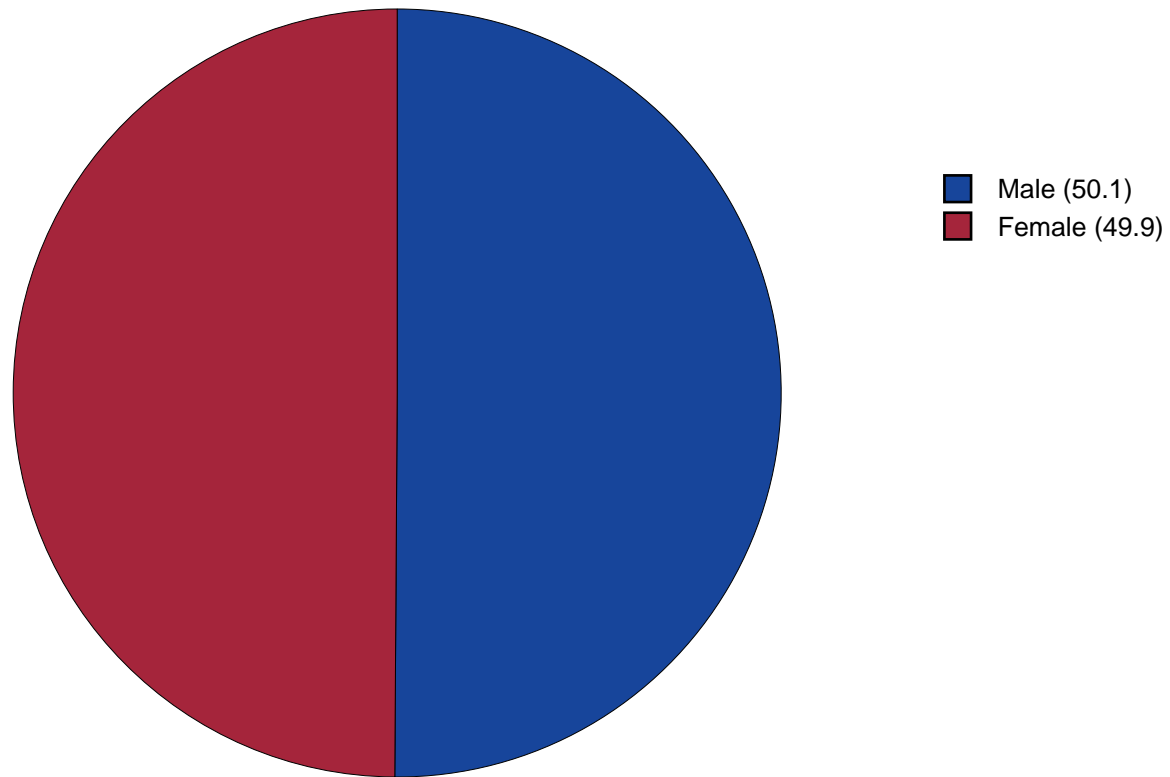


Figure 2: Gender Chart

Age Chart

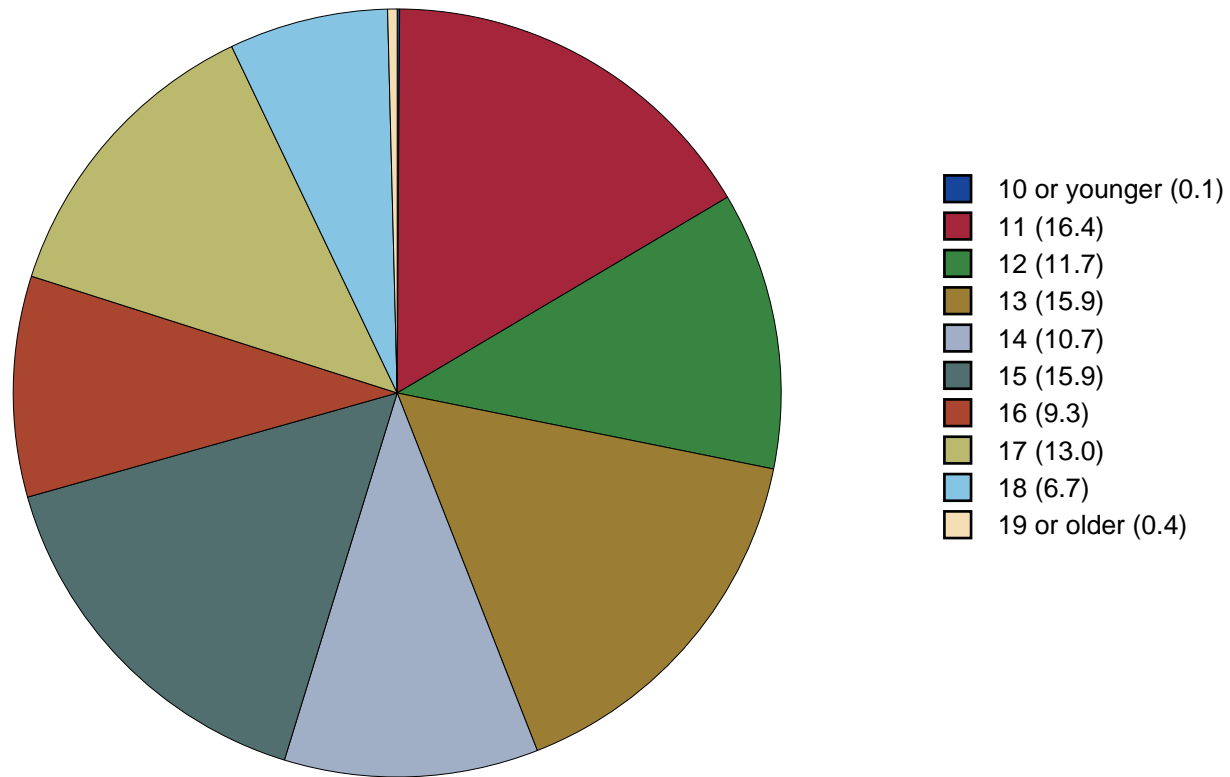


Figure 3: Age Chart

2 PERCENTAGE TABLES

The following tables contain frequency distribution detailing how your students responded to each question on the survey. The tables appear in the same order as the questions on the survey. The tables include breakdowns by grade level as well as overall percentages. The *N of Valid* row is a frequency count of the number of valid responses to each question for each grade and overall. The *N of Miss* row is a frequency count of the number of invalid (marked more than one response) or missing (i.e. did not respond) responses to each question for each grade and overall.

For the questions that allowed more than one response (i.e. race, live with, etc.) each response becomes a separate table. If a student did not mark the response, that was counted as a NO response, and if they did mark the response, that was counted as a YES response. Since a non response is a valid response for these questions, the *N of Miss* will always be zero for these questions.

Table 1: Gender

Response	6	8	10	12	Total	
Male	50.8	48.5	51.0	50.0	50.1	
Female	49.2	51.5	49.0	50.0	49.9	
N of Valid	2076	1902	1719	1357	7054	
N of Miss	47	71	80	79	277	

Table 2: Age

Response	6	8	10	12	Total	
10 or younger	0.2	0.0	0.0	0.0	0.1	
11	56.6	0.0	0.0	0.0	16.4	
12	40.4	0.1	0.0	0.0	11.7	
13	2.8	56.0	0.0	0.0	15.9	
14	0.0	39.4	0.2	0.0	10.7	
15	0.0	4.4	59.6	0.1	15.9	
16	0.0	0.1	37.5	0.5	9.3	
17	0.0	0.0	2.7	63.1	13.0	
18	0.0	0.0	0.0	34.4	6.7	
19 or older	0.0	0.0	0.0	1.9	0.4	
N of Valid	2115	1968	1796	1430	7309	
N of Miss	8	5	3	6	22	

Table 3: Are you Hispanic or Latino?

Response	6	8	10	12	Total	
No	90.5	89.8	90.3	89.9	90.1	
Yes	9.5	10.2	9.7	10.1	9.9	
N of Valid	1985	1905	1758	1422	7070	
N of Miss	138	68	41	14	261	

Table 4: What is your race? Black or African American



Response	6	8	10	12	Total	
No	91.8	93.8	93.9	92.1	92.9	
Yes	8.2	6.2	6.1	7.9	7.1	
N of Valid	2078	1952	1781	1422	7233	
N of Miss	0	0	0	0	0	

Table 5: What is your race? Asian



Response	6	8	10	12	Total	
No	98.7	98.6	98.6	97.7	98.5	
Yes	1.3	1.4	1.4	2.3	1.5	
N of Valid	2078	1952	1781	1422	7233	
N of Miss	0	0	0	0	0	

Table 6: What is your race? American Indian



Response	6	8	10	12	Total	
No	90.7	93.5	94.9	97.2	93.8	
Yes	9.3	6.5	5.1	2.8	6.2	
N of Valid	2078	1952	1781	1422	7233	
N of Miss	0	0	0	0	0	

Table 7: What is your race? Alaska Native



Response	6	8	10	12	Total	
No	99.9	99.8	99.7	99.6	99.8	
Yes	0.1	0.2	0.3	0.4	0.2	
N of Valid	2078	1952	1781	1422	7233	
N of Miss	0	0	0	0	0	

Table 8: What is your race? White



Response	6	8	10	12	Total	
No	16.6	13.1	9.7	11.8	13.0	
Yes	83.4	86.9	90.3	88.2	87.0	
N of Valid	2078	1952	1781	1422	7233	
N of Miss	0	0	0	0	0	

Table 9: What is your race? Native Hawaiian or Other Pacific Islander



Response	6	8	10	12	Total	
No	99.1	99.5	99.3	99.4	99.3	
Yes	0.9	0.5	0.7	0.6	0.7	
N of Valid	2078	1952	1781	1422	7233	
N of Miss	0	0	0	0	0	

Table 10: What is your race? Other



Response	6	8	10	12	Total	
No	87.2	88.7	92.9	94.8	90.5	
Yes	12.8	11.3	7.1	5.2	9.5	
N of Valid	2078	1952	1781	1422	7233	
N of Miss	0	0	0	0	0	

Table 11: What is the highest level of schooling completed by your mother or father?









Response	6	8	10	12	Total	
Completed grade school or less	2.5	2.2	1.1	1.5	1.9	
Some high school	3.4	7.0	12.3	17.7	9.4	
Completed high school	11.3	14.8	17.9	18.3	15.3	
Some college	9.2	14.4	18.2	18.7	14.7	
Completed college	21.5	24.8	27.0	26.4	24.7	
Graduate or professional school after college	8.9	11.0	11.5	8.7	10.1	
Don't know	42.0	24.3	10.8	6.9	22.5	
Does not apply	1.3	1.5	1.2	1.7	1.4	
N of Valid	2050	1941	1790	1430	7211	
N of Miss	73	32	9	6	120	

Table 12: Think of where you live most of the time. Which of the following people live there with you? Mother



Response	6	8	10	12	Total	
No	15.9	18.1	19.0	21.8	18.4	
Yes	84.1	81.9	81.0	78.2	81.6	
N of Valid	2107	1964	1792	1426	7289	
N of Miss	0	0	0	0	0	

Table 13: Think of where you live most of the time. Which of the following people live there with you? Stepmother



Response	6	8	10	12	Total	
No	92.0	92.8	91.2	94.2	92.5	
Yes	8.0	7.2	8.8	5.8	7.5	
N of Valid	2107	1964	1792	1426	7289	
N of Miss	0	0	0	0	0	

Table 14: Think of where you live most of the time. Which of the following people live there with you? Foster Mother



Response	6	8	10	12	Total	
No	99.1	99.0	99.2	99.2	99.1	
Yes	0.9	1.0	0.8	0.8	0.9	
N of Valid	2107	1964	1792	1426	7289	
N of Miss	0	0	0	0	0	

Table 15: Think of where you live most of the time. Which of the following people live there with you? Grandmother



Response	6	8	10	12	Total	
No	83.1	85.4	88.1	89.8	86.3	
Yes	16.9	14.6	11.9	10.2	13.7	
N of Valid	2107	1964	1792	1426	7289	
N of Miss	0	0	0	0	0	

Table 16: Think of where you live most of the time. Which of the following people live there with you? Aunt



Response	6	8	10	12	Total	
No	95.5	95.9	96.9	97.5	96.4	
Yes	4.5	4.1	3.1	2.5	3.6	
N of Valid	2107	1964	1792	1426	7289	
N of Miss	0	0	0	0	0	

Table 17: Think of where you live most of the time. Which of the following people live there with you? Father



Response	6	8	10	12	Total	
No	38.3	40.3	40.2	45.4	40.7	
Yes	61.7	59.7	59.8	54.6	59.3	
N of Valid	2107	1964	1792	1426	7289	
N of Miss	0	0	0	0	0	

Table 18: Think of where you live most of the time. Which of the following people live there with you? Stepfather



Response	6	8	10	12	Total	
No	83.0	82.4	82.4	84.9	83.1	
Yes	17.0	17.6	17.6	15.1	16.9	
N of Valid	2107	1964	1792	1426	7289	
N of Miss	0	0	0	0	0	

Table 19: Think of where you live most of the time. Which of the following people live there with you? Foster Father



Response	6	8	10	12	Total	
No	99.1	99.3	99.2	99.4	99.3	
Yes	0.9	0.7	0.8	0.6	0.7	
N of Valid	2107	1964	1792	1426	7289	
N of Miss	0	0	0	0	0	

Table 20: Think of where you live most of the time. Which of the following people live there with you? Grandfather



Response	6	8	10	12	Total	
No	89.6	90.7	92.6	93.5	91.4	
Yes	10.4	9.3	7.4	6.5	8.6	
N of Valid	2107	1964	1792	1426	7289	
N of Miss	0	0	0	0	0	

Table 21: Think of where you live most of the time. Which of the following people live there with you? Uncle



Response	6	8	10	12	Total	
No	94.9	96.1	96.9	98.0	96.3	
Yes	5.1	3.9	3.1	2.0	3.7	
N of Valid	2107	1964	1792	1426	7289	
N of Miss	0	0	0	0	0	

Table 22: Think of where you live most of the time. Which of the following people live there with you? Other Adults



Response	6	8	10	12	Total	
No	96.6	97.6	97.9	96.3	97.1	
Yes	3.4	2.4	2.1	3.7	2.9	
N of Valid	2107	1964	1792	1426	7289	
N of Miss	0	0	0	0	0	

Table 23: Think of where you live most of the time. Which of the following people live there with you? Brother(s)



Response	6	8	10	12	Total	
No	50.7	53.2	57.5	61.0	55.1	
Yes	49.3	46.8	42.5	39.0	44.9	
N of Valid	2107	1964	1792	1426	7289	
N of Miss	0	0	0	0	0	

Table 24: Think of where you live most of the time. Which of the following people live there with you? Stepbrother(s)



Response	6	8	10	12	Total	
No	92.5	93.2	92.9	96.5	93.6	
Yes	7.5	6.8	7.1	3.5	6.4	
N of Valid	2107	1964	1792	1426	7289	
N of Miss	0	0	0	0	0	

Table 25: Think of where you live most of the time. Which of the following people live there with you? Sister(s)



Response	6	8	10	12	Total	
No	53.9	55.8	58.6	64.4	57.6	
Yes	46.1	44.2	41.4	35.6	42.4	
N of Valid	2107	1964	1792	1426	7289	
N of Miss	0	0	0	0	0	

Table 26: Think of where you live most of the time. Which of the following people live there with you? Stepsister(s)



Response	6	8	10	12	Total	
No	93.1	93.6	94.0	95.6	93.9	
Yes	6.9	6.4	6.0	4.4	6.1	
N of Valid	2107	1964	1792	1426	7289	
N of Miss	0	0	0	0	0	

Table 27: Think of where you live most of the time. Which of the following people live there with you? Other Children



Response	6	8	10	12	Total	
No	96.0	94.6	94.5	94.8	95.0	
Yes	4.0	5.4	5.5	5.2	5.0	
N of Valid	2107	1964	1792	1426	7289	
N of Miss	0	0	0	0	0	

Table 28: In my school, students have lots of chances to help decide things like class activities and rules.





Response	6	8	10	12	Total	
NO!	11.0	10.1	10.6	14.4	11.3	
no	38.8	34.3	36.6	34.3	36.2	
yes	43.3	48.7	45.1	42.0	45.0	
YES!	6.8	6.8	7.7	9.3	7.5	
N of Valid	2067	1943	1768	1418	7196	
N of Miss	56	30	31	18	135	

Table 29: Teachers ask me to work on special classroom projects.





Response	6	8	10	12	Total	
NO!	9.3	8.8	8.5	10.2	9.2	
no	39.4	47.0	46.5	44.0	44.1	
yes	40.0	38.6	39.5	40.0	39.5	
YES!	11.2	5.7	5.5	5.8	7.3	
N of Valid	2024	1909	1749	1406	7088	
N of Miss	99	64	50	30	243	

Table 30: My teacher(s) notices when I am doing a good job and lets me know about it.


Response	6	8	10	12	Total	
NO!	3.2	5.3	7.0	8.3	5.7	
no	17.7	25.1	30.6	28.0	24.9	
yes	54.1	54.1	52.0	50.8	52.9	
YES!	25.0	15.5	10.5	12.9	16.4	
N of Valid	2009	1891	1740	1399	7039	
N of Miss	114	82	59	37	292	

Table 31: There are lots of chances for students in my school to get involved in sports, clubs, and other school activities outside of class.


Response	6	8	10	12	Total	
NO!	2.5	1.3	1.5	2.4	1.9	
no	10.3	4.7	4.7	7.4	6.9	
yes	41.3	41.2	43.5	44.0	42.4	
YES!	45.8	52.8	50.3	46.2	48.8	
N of Valid	2068	1937	1763	1410	7178	
N of Miss	55	36	36	26	153	

Table 32: There are lots of chances for students in my school to talk with a teacher one-on-one.


Response	6	8	10	12	Total	
NO!	3.2	3.5	4.4	5.2	3.9	
no	14.7	17.7	20.9	19.8	18.1	
yes	49.6	52.3	53.0	52.3	51.7	
YES!	32.6	26.5	21.7	22.7	26.3	
N of Valid	2050	1930	1767	1411	7158	
N of Miss	73	43	32	25	173	

Table 33: I feel safe at my school.





Response	6	8	10	12	Total	
NO!	3.9	5.7	6.0	7.4	5.6	
no	11.4	12.9	15.8	12.7	13.2	
yes	43.2	55.2	57.5	57.8	52.8	
YES!	41.5	26.1	20.7	22.1	28.4	
N of Valid	2048	1916	1756	1405	7125	
N of Miss	75	57	43	31	206	

Table 34: The school lets my parents know when I have done something well.





Response	6	8	10	12	Total	
NO!	9.1	14.9	21.4	26.6	17.1	
no	33.8	45.6	49.9	44.7	43.1	
yes	40.3	31.9	24.6	22.7	30.7	
YES!	16.8	7.6	4.2	6.0	9.0	
N of Valid	2037	1918	1759	1408	7122	
N of Miss	86	55	40	28	209	

Table 35: My teachers praise me when I work hard in school.





Response	6	8	10	12	Total	
NO!	9.7	11.2	15.0	16.8	12.8	
no	34.8	40.4	47.5	39.4	40.4	
yes	42.3	41.0	33.2	37.0	38.7	
YES!	13.2	7.4	4.3	6.7	8.2	
N of Valid	2027	1913	1756	1409	7105	
N of Miss	96	60	43	27	226	

Table 36: Are your school grades better than the grades of most students in your class?

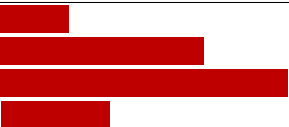
Response	6	8	10	12	Total	
NO!	9.6	9.7	8.4	6.4	8.7	
no	34.4	32.5	27.5	28.6	31.0	
yes	41.4	44.4	47.2	47.5	44.9	
YES!	14.7	13.4	16.9	17.5	15.4	
N of Valid	1999	1929	1755	1407	7090	
N of Miss	124	44	44	29	241	

Table 37: I have lots of chances to be part of class discussions or activities.


Response	6	8	10	12	Total	
NO!	3.5	3.5	2.7	3.9	3.4	
no	15.2	13.4	14.8	16.6	14.9	
yes	52.1	59.6	62.2	60.7	58.3	
YES!	29.3	23.5	20.3	18.9	23.5	
N of Valid	2050	1932	1760	1413	7155	
N of Miss	73	41	39	23	176	

Table 38: Now thinking back over the past year in school, how often did you: enjoy being in school?

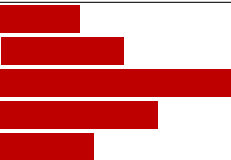
Response	6	8	10	12	Total	
Never	7.9	10.5	10.9	13.8	10.5	
Seldom	14.0	16.6	20.4	20.8	17.6	
Sometimes	33.8	35.6	37.1	36.5	35.6	
Often	24.2	24.4	22.8	21.8	23.4	
Almost always	20.1	12.9	8.8	7.1	12.8	
N of Valid	2065	1937	1767	1416	7185	
N of Miss	58	36	32	20	146	

Table 39: Now thinking back over the past year in school, how often did you: hate being in school?

Response	6	8	10	12	Total	
Never	12.7	6.1	3.4	4.5	7.0	
Seldom	29.0	23.9	20.1	16.7	23.0	
Sometimes	29.9	33.6	34.7	36.9	33.5	
Often	15.3	20.1	24.4	24.9	20.7	
Almost always	13.0	16.4	17.4	17.0	15.8	
N of Valid	2040	1925	1752	1407	7124	
N of Miss	83	48	47	29	207	

Table 40: Now thinking back over the past year in school, how often did you: try to do your best work in school?

Response	6	8	10	12	Total	
Never	0.7	0.8	0.9	1.0	0.8	
Seldom	1.1	1.8	2.9	3.5	2.2	
Sometimes	7.0	11.7	15.2	20.4	12.9	
Often	20.1	33.0	34.5	34.7	30.0	
Almost always	71.1	52.8	46.6	40.5	54.1	
N of Valid	2050	1930	1762	1415	7157	
N of Miss	73	43	37	21	174	

Table 41: How often do you feel that the school work you are assigned is meaningful and important?

Response	6	8	10	12	Total	
Never	4.9	6.2	7.4	10.0	6.9	
Seldom	9.6	19.3	27.8	27.8	20.3	
Sometimes	26.5	36.7	39.2	40.5	35.1	
Often	30.3	25.7	20.1	16.9	23.9	
Almost always	28.7	12.0	5.5	4.8	13.8	
N of Valid	2070	1936	1767	1408	7181	
N of Miss	53	37	32	28	150	

Table 42: Putting them all together, what were your grades like last year?






Response	6	8	10	12	Total	
Mostly F's	1.8	1.2	0.8	0.5	1.1	
Mostly D's	2.6	2.6	2.9	1.8	2.5	
Mostly C's	13.4	15.5	15.1	15.3	14.7	
Mostly B's	37.5	39.4	37.5	39.9	38.5	
Mostly A's	44.8	41.3	43.7	42.5	43.1	
N of Valid	2039	1918	1767	1412	7136	
N of Miss	84	55	32	24	195	

Table 43: How important do you think the things you are learning in school are going to be for your later life?






Response	6	8	10	12	Total	
Very important	39.8	17.2	9.0	7.2	19.7	
Quite important	27.8	25.4	17.5	16.1	22.3	
Fairly important	20.1	32.4	35.2	34.0	29.9	
Slightly important	10.1	20.3	30.5	33.8	22.5	
Not at all important	2.2	4.6	7.8	9.0	5.6	
N of Valid	2075	1943	1762	1416	7196	
N of Miss	48	30	37	20	135	

Table 44: During the LAST FOUR WEEKS how many whole days of school have you missed because you skipped or "cut"?








Response	6	8	10	12	Total	
None	54.3	60.2	66.6	55.5	59.2	
1	18.4	16.3	14.2	15.8	16.3	
2	9.7	8.7	8.2	11.7	9.5	
3	8.0	7.0	5.1	7.3	6.9	
4-5	7.0	5.2	3.7	5.4	5.4	
6-10	2.0	1.8	1.6	2.7	2.0	
11 or more	0.6	0.8	0.5	1.6	0.8	
N of Valid	2070	1942	1767	1419	7198	
N of Miss	53	31	32	17	133	

Table 45: What are the chances you would be seen as cool if you: smoked cigarettes?






Response	6	8	10	12	Total	
No or very little chance	88.9	72.2	62.2	62.6	72.7	
Little chance	5.5	13.6	18.8	17.1	13.2	
Some chance	2.8	7.4	11.6	11.5	7.9	
Pretty good chance	1.8	4.5	4.7	5.5	4.0	
Very good chance	1.1	2.3	2.7	3.3	2.2	
N of Valid	2051	1925	1754	1400	7130	
N of Miss	72	48	45	36	201	

Table 46: What are the chances you would be seen as cool if you: worked hard at school?






Response	6	8	10	12	Total	
No or very little chance	5.7	9.9	12.4	14.7	10.2	
Little chance	9.0	14.2	20.0	19.7	15.2	
Some chance	16.4	24.0	27.3	26.3	23.1	
Pretty good chance	28.3	28.2	25.8	24.1	26.8	
Very good chance	40.5	23.7	14.7	15.2	24.7	
N of Valid	2050	1915	1732	1374	7071	
N of Miss	73	58	67	62	260	

Table 47: What are the chances you would be seen as cool if you: began drinking alcoholic beverages regularly, that is, at least once or twice a month?






Response	6	8	10	12	Total	
No or very little chance	86.1	66.3	46.3	41.8	62.3	
Little chance	7.1	14.2	16.1	15.2	12.8	
Some chance	3.0	8.8	17.1	19.5	11.3	
Pretty good chance	2.3	6.9	14.4	14.5	8.9	
Very good chance	1.4	3.8	6.1	9.1	4.7	
N of Valid	2044	1915	1746	1391	7096	
N of Miss	79	58	53	45	235	

Table 48: What are the chances you would be seen as cool if you: defended someone who was being bullied?






Response	6	8	10	12	Total	
No or very little chance	8.4	9.3	10.3	12.8	10.0	
Little chance	9.0	12.1	14.1	12.7	11.8	
Some chance	15.9	22.4	27.9	26.3	22.6	
Pretty good chance	25.7	27.7	27.8	27.3	27.1	
Very good chance	41.0	28.4	19.8	20.8	28.4	
N of Valid	2048	1916	1746	1390	7100	
N of Miss	75	57	53	46	231	

Table 49: What are the chances you would be seen as cool if you: smoked marijuana?






Response	6	8	10	12	Total	
No or very little chance	88.8	68.4	48.4	44.7	64.7	
Little chance	5.1	11.4	14.4	13.4	10.7	
Some chance	2.4	7.4	13.4	14.6	8.8	
Pretty good chance	2.0	5.9	11.8	14.6	8.0	
Very good chance	1.8	6.8	12.1	12.6	7.8	
N of Valid	2039	1917	1752	1400	7108	
N of Miss	84	56	47	36	223	

Table 50: What are the chances you would be seen as cool if you: carried a handgun?






Response	6	8	10	12	Total	
No or very little chance	79.4	76.4	68.6	69.5	74.0	
Little chance	9.4	9.7	14.5	14.9	11.8	
Some chance	4.8	7.2	8.9	7.7	7.0	
Pretty good chance	2.7	3.6	3.7	3.8	3.4	
Very good chance	3.7	3.2	4.2	4.1	3.8	
N of Valid	2042	1913	1748	1391	7094	
N of Miss	81	60	51	45	237	

Table 51: What are the chances you would be seen as cool if you: used e-cigarettes, e-cigars or e-hookahs (vaping)?






Response	6	8	10	12	Total	
No or very little chance	85.1	59.4	41.6	40.3	58.6	
Little chance	5.9	12.3	11.6	12.1	10.2	
Some chance	3.5	10.1	12.6	14.8	9.8	
Pretty good chance	2.7	7.8	14.8	14.1	9.3	
Very good chance	2.8	10.5	19.4	18.7	12.1	
N of Valid	2037	1918	1748	1394	7097	
N of Miss	86	55	51	42	234	

Table 52: What are the chances you would be seen as cool if you: bullied someone or cyber bullied someone?






Response	6	8	10	12	Total	
No or very little chance	85.1	59.4	41.6	40.3	58.6	
Little chance	5.9	12.3	11.6	12.1	10.2	
Some chance	3.5	10.1	12.6	14.8	9.8	
Pretty good chance	2.7	7.8	14.8	14.1	9.3	
Very good chance	2.8	10.5	19.4	18.7	12.1	
N of Valid	2037	1918	1748	1394	7097	
N of Miss	86	55	51	42	234	

Table 53: Think of your four best friends (the friends you feel closest to). In the past year (12 months), how many of your best friends have: participated in clubs, organizations or activities at school?






Response	6	8	10	12	Total	
0	16.1	11.2	8.4	12.2	12.1	
1	13.5	11.1	8.5	12.0	11.3	
2	17.9	17.9	18.2	17.4	17.9	
3	16.0	17.8	15.5	15.6	16.3	
4	36.5	41.9	49.4	42.8	42.4	
N of Valid	2032	1912	1740	1389	7073	
N of Miss	91	61	59	47	258	

Table 54: Think of your four best friends (the friends you feel closest to). In the past year (12 months), how many of your best friends have: smoked cigarettes?






Response	6	8	10	12	Total	
0	93.7	79.4	67.5	60.7	76.9	
1	3.8	10.7	16.2	15.9	11.1	
2	1.4	5.1	8.6	12.0	6.3	
3	0.6	1.8	3.1	4.3	2.3	
4	0.5	2.9	4.6	7.1	3.5	
N of Valid	2012	1865	1705	1368	6950	
N of Miss	111	108	94	68	381	

Table 55: Think of your four best friends (the friends you feel closest to). In the past year (12 months), how many of your best friends have: tried beer, wine or hard liquor (for example, vodka, whiskey, or gin) when their parents didn't know about it?






Response	6	8	10	12	Total	
0	86.4	64.7	44.8	39.6	61.2	
1	8.3	14.3	17.8	12.6	13.1	
2	2.7	8.8	15.1	16.0	10.0	
3	1.0	4.9	8.3	9.8	5.6	
4	1.5	7.3	14.0	22.0	10.1	
N of Valid	2043	1913	1739	1384	7079	
N of Miss	80	60	60	52	252	

Table 56: Think of your four best friends (the friends you feel closest to). In the past year (12 months), how many of your best friends have: used e-cigarettes, e-cigars, or e-hookahs?






Response	6	8	10	12	Total	
0	91.3	66.9	44.5	42.4	63.7	
1	5.6	13.3	17.4	14.2	12.3	
2	1.4	8.0	14.0	14.0	8.7	
3	0.7	4.6	9.1	9.4	5.5	
4	0.9	7.1	15.0	19.9	9.8	
N of Valid	2043	1919	1739	1390	7091	
N of Miss	80	54	60	46	240	

Table 57: Think of your four best friends (the friends you feel closest to). In the past year (12 months), how many of your best friends have: used marijuana?






Response	6	8	10	12	Total	
0	96.8	81.6	61.2	52.5	75.3	
1	2.0	9.8	15.7	14.9	10.0	
2	0.7	3.1	10.0	11.8	5.8	
3	0.2	2.2	5.9	7.0	3.5	
4	0.3	3.3	7.2	13.8	5.4	
N of Valid	2038	1905	1734	1386	7063	
N of Miss	85	68	65	50	268	

Table 58: Think of your four best friends (the friends you feel closest to). In the past year (12 months), how many of your best friends have: used prescription drugs or non-prescription drugs for the purpose of getting high?






Response	6	8	10	12	Total	
0	97.1	91.1	85.4	81.9	89.6	
1	2.1	4.5	8.4	8.2	5.5	
2	0.3	1.8	3.2	5.1	2.4	
3	0.2	1.3	0.9	1.6	0.9	
4	0.2	1.3	2.2	3.2	1.6	
N of Valid	2048	1914	1735	1386	7083	
N of Miss	75	59	64	50	248	

Table 59: Think of your four best friends (the friends you feel closest to). In the past year (12 months), how many of your best friends have: used synthetic marijuana (K2, spice) or bath salts?






Response	6	8	10	12	Total	
0	98.1	95.4	93.2	90.9	94.7	
1	1.1	2.7	3.3	4.5	2.7	
2	0.4	0.9	1.4	2.2	1.1	
3	0.1	0.3	0.6	0.8	0.4	
4	0.1	0.7	1.5	1.7	0.9	
N of Valid	2036	1914	1739	1388	7077	
N of Miss	87	59	60	48	254	

Table 60: Think of your four best friends (the friends you feel closest to). In the past year (12 months), how many of your best friends have: used LSD, cocaine, amphetamines, or other illegal drugs?

Response	6	8	10	12	Total	
0	98.5	95.5	91.4	88.0	93.9	
1	0.7	2.8	4.8	6.1	3.3	
2	0.5	0.9	1.8	3.2	1.5	
3	0.1	0.2	0.5	0.8	0.4	
4	0.1	0.6	1.6	1.8	0.9	
N of Valid	2045	1907	1737	1386	7075	
N of Miss	78	66	62	50	256	

Table 61: Think of your four best friends (the friends you feel closest to). In the past year (12 months), how many of your best friends have: been bullied?

Response	6	8	10	12	Total	
0	38.3	47.1	55.6	63.0	49.8	
1	28.0	23.1	19.3	17.1	22.4	
2	16.1	14.8	11.9	9.1	13.3	
3	6.8	5.7	5.4	3.8	5.6	
4	10.8	9.3	7.8	7.0	8.9	
N of Valid	2034	1903	1741	1385	7063	
N of Miss	89	70	58	51	268	

Table 62: Think of your four best friends (the friends you feel closest to). In the past year (12 months), how many of your best friends have: been suspended from school?

Response	6	8	10	12	Total	
0	75.7	67.7	71.6	77.7	72.9	
1	15.7	17.6	15.8	13.1	15.7	
2	5.0	8.0	7.2	5.5	6.5	
3	1.8	2.9	2.6	1.9	2.3	
4	1.7	3.8	2.8	1.7	2.6	
N of Valid	2033	1907	1727	1386	7053	
N of Miss	90	66	72	50	278	

Table 63: Think of your four best friends (the friends you feel closest to). In the past year (12 months), how many of your best friends have: carried a handgun?






Response	6	8	10	12	Total	
0	94.4	91.8	91.0	90.9	92.2	
1	2.6	4.3	4.7	4.1	3.9	
2	0.9	1.6	1.9	2.4	1.6	
3	0.7	0.8	0.6	0.7	0.7	
4	1.4	1.5	1.8	2.0	1.7	
N of Valid	2036	1908	1736	1383	7063	
N of Miss	87	65	63	53	268	

Table 64: Think of your four best friends (the friends you feel closest to). In the past year (12 months), how many of your best friends have: sold illegal drugs?






Response	6	8	10	12	Total	
0	98.7	94.0	90.6	86.5	93.1	
1	0.9	3.4	5.4	6.7	3.8	
2	0.0	1.3	1.9	3.8	1.6	
3	0.1	0.5	0.7	1.1	0.6	
4	0.3	0.7	1.4	1.9	1.0	
N of Valid	2038	1908	1731	1382	7059	
N of Miss	85	65	68	54	272	

Table 65: Think of your four best friends (the friends you feel closest to). In the past year (12 months), how many of your best friends have: regularly attended religious services?






Response	6	8	10	12	Total	
0	35.8	25.5	21.4	28.7	28.0	
1	11.4	15.7	16.3	17.7	15.0	
2	10.4	18.1	20.5	20.5	17.0	
3	14.0	15.8	18.6	14.5	15.7	
4	28.4	25.0	23.2	18.5	24.2	
N of Valid	1980	1897	1728	1382	6987	
N of Miss	143	76	71	54	344	

Table 66: Think of your four best friends (the friends you feel closest to). In the past year (12 months), how many of your best friends have: stolen or tried to steal a motor vehicle such as a car or motorcycle?






Response	6	8	10	12	Total	
0	98.2	95.3	95.3	96.5	96.4	
1	1.1	2.9	2.7	2.0	2.2	
2	0.4	0.8	1.3	1.0	0.9	
3	0.1	0.5	0.2	0.3	0.3	
4	0.2	0.4	0.5	0.3	0.3	
N of Valid	2041	1910	1734	1382	7067	
N of Miss	82	63	65	54	264	

Table 67: Think of your four best friends (the friends you feel closest to). In the past year (12 months), how many of your best friends have: been arrested?






Response	6	8	10	12	Total	
0	96.8	90.6	90.2	89.1	92.0	
1	2.5	6.3	6.4	6.5	5.3	
2	0.4	1.8	2.4	2.9	1.8	
3	0.1	0.7	0.4	0.7	0.5	
4	0.1	0.6	0.6	0.8	0.5	
N of Valid	2043	1910	1740	1390	7083	
N of Miss	80	63	59	46	248	

Table 68: Think of your four best friends (the friends you feel closest to). In the past year (12 months), how many of your best friends have: dropped out of school?






Response	6	8	10	12	Total	
0	95.7	95.4	92.9	88.6	93.5	
1	3.0	3.0	5.1	7.7	4.4	
2	0.9	0.7	1.3	2.3	1.2	
3	0.3	0.3	0.3	0.8	0.4	
4	0.1	0.5	0.5	0.6	0.4	
N of Valid	2045	1906	1739	1385	7075	
N of Miss	78	67	60	51	256	

Table 69: Think of your four best friends (the friends you feel closest to). In the past year (12 months), how many of your best friends have: been members of a gang?






Response	6	8	10	12	Total	
0	94.6	92.2	92.0	93.3	93.1	
1	2.5	4.2	4.4	3.3	3.6	
2	1.3	1.6	1.6	1.7	1.5	
3	0.2	0.9	0.7	0.4	0.6	
4	1.4	1.2	1.3	1.3	1.3	
N of Valid	2041	1913	1740	1387	7081	
N of Miss	82	60	59	49	250	

Table 70: How old were you when you first: smoked marijuana?










Response	6	8	10	12	Total	
Never	99.2	90.8	80.5	66.5	85.9	
10 or younger	0.3	1.2	0.8	1.8	0.9	
11	0.4	1.4	1.2	0.7	0.9	
12	0.0	2.4	1.2	2.1	1.3	
13	0.0	3.0	2.9	3.2	2.2	
14	0.0	1.2	5.5	3.8	2.4	
15	0.0	0.2	6.3	6.2	2.8	
16	0.0	0.0	1.6	8.6	2.1	
17 or older	0.0	0.0	0.1	7.1	1.4	
N of Valid	2041	1911	1739	1388	7079	
N of Miss	82	62	60	48	252	

Table 71: How old were you when you first: smoked a cigarette, even just a puff?










Response	6	8	10	12	Total	
Never	94.0	82.7	72.6	63.4	79.7	
10 or younger	4.2	6.0	6.0	5.3	5.4	
11	1.5	2.9	1.9	2.7	2.2	
12	0.2	3.1	3.1	3.4	2.3	
13	0.0	4.5	4.9	3.9	3.2	
14	0.0	0.6	5.6	4.2	2.4	
15	0.0	0.2	5.0	5.8	2.4	
16	0.0	0.0	0.9	6.1	1.4	
17 or older	0.0	0.0	0.1	5.3	1.1	
N of Valid	2015	1885	1723	1370	6993	
N of Miss	108	88	76	66	338	

Table 72: How old were you when you first: had more than a sip or two of beer, wine or hard liquor (for example, vodka, whiskey, or gin)?










Response	6	8	10	12	Total	
Never	84.5	66.9	54.5	45.2	64.7	
10 or younger	10.4	9.5	7.7	6.5	8.7	
11	4.0	5.0	2.5	1.7	3.4	
12	0.9	7.2	4.4	3.5	4.0	
13	0.0	9.0	6.5	4.6	4.9	
14	0.0	2.2	10.7	6.9	4.6	
15	0.0	0.2	11.4	10.2	4.9	
16	0.1	0.0	2.2	11.4	2.8	
17 or older	0.0	0.1	0.1	9.9	2.0	
N of Valid	2037	1902	1737	1382	7058	
N of Miss	86	71	62	54	273	

Table 73: How old were you when you first: began drinking alcoholic beverages regularly, that is, at least once or twice a month?










Response	6	8	10	12	Total	
Never	98.6	93.8	85.4	75.7	89.6	
10 or younger	0.7	0.9	0.5	0.7	0.7	
11	0.4	0.4	0.5	0.2	0.4	
12	0.1	1.2	0.9	1.2	0.8	
13	0.0	2.8	1.7	1.4	1.5	
14	0.0	0.8	3.5	3.4	1.8	
15	0.0	0.2	5.5	3.2	2.0	
16	0.0	0.0	1.9	7.1	1.9	
17 or older	0.0	0.0	0.1	7.1	1.4	
N of Valid	2036	1911	1736	1389	7072	
N of Miss	87	62	63	47	259	

Table 74: How old were you when you first: used Pegaramide (peg, Peggy)?


Response	6	8	10	12	Total	
Never	100.0	100.0	100.0	100.0	100.0	
10 or younger	0.0	0.0	0.0	0.0	0.0	
11	0.0	0.0	0.0	0.0	0.0	
12	0.0	0.0	0.0	0.0	0.0	
13	0.0	0.0	0.0	0.0	0.0	
14	0.0	0.0	0.0	0.0	0.0	
15	0.0	0.0	0.0	0.0	0.0	
16	0.0	0.0	0.0	0.0	0.0	
17 or older	0.0	0.0	0.0	0.0	0.0	
N of Valid	2010	1905	1734	1387	7036	
N of Miss	113	68	65	49	295	

Table 75: How old were you when you first: got suspended from school?










Response	6	8	10	12	Total	
Never	91.0	84.0	82.5	83.4	85.5	
10 or younger	5.6	5.1	4.0	2.8	4.5	
11	2.6	2.6	1.8	1.2	2.1	
12	0.6	3.0	2.7	1.7	2.0	
13	0.0	3.6	2.9	2.1	2.1	
14	0.0	1.5	2.8	2.8	1.7	
15	0.0	0.1	2.5	2.5	1.1	
16	0.0	0.0	0.9	2.0	0.6	
17 or older	0.0	0.1	0.0	1.4	0.3	
N of Valid	2041	1904	1742	1389	7076	
N of Miss	82	69	57	47	255	

Table 76: How old were you when you first: got arrested?










Response	6	8	10	12	Total	
Never	99.2	97.8	97.5	96.4	97.9	
10 or younger	0.4	0.3	0.3	0.3	0.3	
11	0.2	0.5	0.2	0.0	0.2	
12	0.1	0.4	0.1	0.2	0.2	
13	0.1	0.6	0.7	0.3	0.4	
14	0.0	0.3	0.7	0.6	0.4	
15	0.0	0.1	0.3	0.6	0.2	
16	0.0	0.0	0.1	0.6	0.1	
17 or older	0.0	0.0	0.0	0.9	0.2	
N of Valid	2040	1908	1741	1390	7079	
N of Miss	83	65	58	46	252	

Table 77: How old were you when you first: carried a handgun?










Response	6	8	10	12	Total	
Never	93.8	93.2	92.1	92.6	93.0	
10 or younger	3.2	1.9	2.4	2.2	2.5	
11	2.0	1.3	0.8	0.1	1.1	
12	0.7	1.1	0.7	0.4	0.8	
13	0.1	1.5	1.3	0.4	0.8	
14	0.0	0.8	1.0	0.6	0.6	
15	0.0	0.2	1.3	0.9	0.5	
16	0.0	0.0	0.3	1.2	0.3	
17 or older	0.2	0.1	0.0	1.4	0.3	
N of Valid	2032	1903	1734	1385	7054	
N of Miss	91	70	65	51	277	

Table 78: How old were you when you first: used e-cigarettes, e-cigars, or e-hookahs (vaping)?










Response	6	8	10	12	Total	
Never	94.6	76.9	64.0	57.8	75.1	
10 or younger	1.8	2.0	0.6	0.3	1.3	
11	3.0	2.4	1.2	0.8	2.0	
12	0.5	5.6	1.7	0.8	2.2	
13	0.0	10.5	6.3	2.4	4.9	
14	0.0	2.3	11.3	5.0	4.4	
15	0.0	0.3	12.9	8.5	4.9	
16	0.0	0.0	2.0	14.6	3.3	
17 or older	0.0	0.1	0.0	9.9	2.0	
N of Valid	2033	1907	1738	1383	7061	
N of Miss	90	66	61	53	270	

Table 79: How old were you when you first: belonged to a gang?










Response	6	8	10	12	Total	
Never	97.3	97.1	97.7	97.8	97.4	
10 or younger	1.1	0.8	0.3	0.1	0.7	
11	1.3	0.4	0.2	0.2	0.6	
12	0.2	0.3	0.1	0.1	0.2	
13	0.0	1.2	0.3	0.1	0.4	
14	0.0	0.3	0.6	0.3	0.3	
15	0.0	0.1	0.6	0.2	0.2	
16	0.0	0.0	0.1	0.6	0.1	
17 or older	0.0	0.0	0.1	0.6	0.1	
N of Valid	2032	1910	1744	1380	7066	
N of Miss	91	63	55	56	265	

Table 80: How old were you when you first: used prescription drugs not prescribed to you?










Response	6	8	10	12	Total	
Never	97.8	95.2	92.4	90.0	94.2	
10 or younger	1.6	1.5	1.5	1.1	1.5	
11	0.5	0.8	0.7	0.4	0.6	
12	0.0	0.7	0.6	0.4	0.4	
13	0.0	1.2	1.1	0.9	0.8	
14	0.0	0.4	1.4	2.1	0.9	
15	0.0	0.0	1.8	1.7	0.8	
16	0.0	0.0	0.5	2.3	0.6	
17 or older	0.0	0.1	0.1	1.1	0.2	
N of Valid	2037	1912	1746	1388	7083	
N of Miss	86	61	53	48	248	

Table 81: How wrong do you think it is for someone your age to: take a handgun to school?

Response	6	8	10	12	Total	
Very wrong	90.3	87.9	89.4	90.2	89.4	
Wrong	7.3	8.9	6.6	6.6	7.4	
A little bit wrong	1.7	2.4	2.9	2.7	2.4	
Not at all wrong	0.7	0.8	1.1	0.6	0.8	
N of Valid	2058	1922	1751	1392	7123	
N of Miss	65	51	48	44	208	

Table 82: How wrong do you think it is for someone your age to: steal anything?

Response	6	8	10	12	Total	
Very wrong	72.8	63.1	63.3	70.9	67.5	
Wrong	23.4	29.9	29.4	24.6	26.9	
A little bit wrong	3.0	6.4	6.7	3.9	5.0	
Not at all wrong	0.8	0.6	0.6	0.6	0.7	
N of Valid	2044	1905	1743	1385	7077	
N of Miss	79	68	56	51	254	

Table 83: How wrong do you think it is for someone your age to: pick a fight with someone?

Response	6	8	10	12	Total	
Very wrong	50.1	37.0	38.1	46.9	43.0	
Wrong	33.3	36.6	36.5	31.2	34.6	
A little bit wrong	14.3	21.2	21.8	18.9	18.9	
Not at all wrong	2.3	5.2	3.6	3.0	3.5	
N of Valid	2040	1907	1743	1387	7077	
N of Miss	83	66	56	49	254	

Table 84: How wrong do you think it is for someone your age to: attack someone with the idea of seriously hurting them?





Response	6	8	10	12	Total	
Very wrong	88.2	76.4	74.4	74.4	78.9	
Wrong	9.0	16.1	18.3	19.0	15.1	
A little bit wrong	2.1	6.1	5.6	5.1	4.6	
Not at all wrong	0.7	1.4	1.7	1.5	1.3	
N of Valid	2046	1911	1743	1385	7085	
N of Miss	77	62	56	51	246	

Table 85: How wrong do you think it is for someone your age to: stay away from school all day when their parents think they are at school?





Response	6	8	10	12	Total	
Very wrong	74.4	58.9	50.9	49.2	59.5	
Wrong	20.0	28.8	33.2	30.6	27.7	
A little bit wrong	4.0	10.0	13.2	16.6	10.3	
Not at all wrong	1.6	2.3	2.8	3.6	2.5	
N of Valid	2044	1910	1740	1386	7080	
N of Miss	79	63	59	50	251	

Table 86: How wrong do you think it is for someone your age to: drink beer, wine or hard liquor (for example, vodka, whiskey, or gin) regularly?





Response	6	8	10	12	Total	
Very wrong	88.2	69.0	50.4	44.9	65.3	
Wrong	7.9	17.8	24.5	21.3	17.3	
A little bit wrong	3.0	9.9	18.5	22.9	12.6	
Not at all wrong	0.8	3.2	6.6	11.0	4.9	
N of Valid	2052	1920	1742	1391	7105	
N of Miss	71	53	57	45	226	

Table 87: How wrong do you think it is for someone your age to: smoke cigarettes?





Response	6	8	10	12	Total	
Very wrong	90.5	76.0	60.6	56.6	72.6	
Wrong	7.2	15.4	24.8	21.1	16.5	
A little bit wrong	1.6	6.5	10.0	13.3	7.3	
Not at all wrong	0.7	2.1	4.6	9.1	3.7	
N of Valid	2046	1916	1747	1391	7100	
N of Miss	77	57	52	45	231	

Table 88: How wrong do you think it is for someone your age to: smoke marijuana?





Response	6	8	10	12	Total	
Very wrong	94.2	77.6	58.1	49.1	72.0	
Wrong	3.7	11.3	18.7	17.1	12.1	
A little bit wrong	1.3	7.0	12.9	17.6	8.9	
Not at all wrong	0.8	4.1	10.2	16.1	7.0	
N of Valid	2046	1907	1746	1390	7089	
N of Miss	77	66	53	46	242	

Table 89: How wrong do you think it is for someone your age to: use prescription drugs or non-prescription drugs for the purpose of getting high?





Response	6	8	10	12	Total	
Very wrong	95.0	88.9	82.3	81.7	87.6	
Wrong	4.0	8.1	13.8	13.3	9.3	
A little bit wrong	0.6	2.0	2.1	3.6	1.9	
Not at all wrong	0.5	1.0	1.8	1.4	1.1	
N of Valid	2049	1912	1745	1390	7096	
N of Miss	74	61	54	46	235	

Table 90: How wrong do you think it is for someone your age to: use synthetic marijuana (K2, spice) or bath salts?





Response	6	8	10	12	Total	
Very wrong	94.8	90.1	85.4	87.8	89.8	
Wrong	3.7	7.1	11.3	9.9	7.7	
A little bit wrong	0.8	1.5	1.6	1.2	1.3	
Not at all wrong	0.7	1.4	1.7	1.1	1.2	
N of Valid	2043	1913	1743	1389	7088	
N of Miss	80	60	56	47	243	

Table 91: How wrong do you think it is for someone your age to: use LSD, cocaine, amphetamines or another illegal drug?





Response	6	8	10	12	Total	
Very wrong	96.6	92.4	88.1	87.3	91.5	
Wrong	2.6	5.3	9.1	9.6	6.3	
A little bit wrong	0.3	1.3	1.4	2.0	1.2	
Not at all wrong	0.5	0.9	1.4	1.2	1.0	
N of Valid	2044	1909	1742	1390	7085	
N of Miss	79	64	57	46	246	

Table 92: How wrong do you think it is for someone your age to: use e-cigarettes, e-cigars or e-hookahs (vaping)?





Response	6	8	10	12	Total	
Very wrong	88.9	70.5	51.0	49.0	66.8	
Wrong	7.5	14.6	22.8	18.7	15.4	
A little bit wrong	2.5	10.3	17.1	18.0	11.2	
Not at all wrong	1.2	4.6	9.0	14.3	6.6	
N of Valid	2040	1902	1739	1385	7066	
N of Miss	83	71	60	51	265	

Table 93: At school during the past 12 months, did you receive help from the resource teacher, speech therapist or other special education teacher?

Response	6	8	10	12	Total
No	0.0	0.0	0.0	0.0	0.0
Yes	0.0	0.0	0.0	0.0	0.0
N of Valid	0	0	0	0	0
N of Miss	0	0	0	0	0

Table 94: How many times in the past year (12 months) have you: been suspended from school?

Response	6	8	10	12	Total	
Never	94.1	89.4	92.3	94.3	92.4	<div></div>
1 to 2 times	5.1	9.0	6.6	4.7	6.4	<div></div>
3 to 5 times	0.6	1.2	0.7	0.8	0.8	<div></div>
6 to 9 times	0.0	0.2	0.1	0.1	0.1	<div></div>
10+ times	0.2	0.2	0.3	0.1	0.2	<div></div>
N of Valid	2058	1921	1746	1389	7114	
N of Miss	65	52	53	47	217	

Table 95: How many times in the past year (12 months) have you: carried a handgun?

Response	6	8	10	12	Total	
Never	94.6	94.5	94.3	94.4	94.5	<div></div>
1 to 2 times	2.7	2.7	2.2	1.9	2.4	<div></div>
3 to 5 times	1.0	0.7	1.3	1.0	1.0	<div></div>
6 to 9 times	0.3	0.5	0.5	0.5	0.4	<div></div>
10+ times	1.4	1.6	1.7	2.1	1.6	<div></div>
N of Valid	2054	1914	1740	1387	7095	
N of Miss	69	59	59	49	236	

Table 96: How many times in the past year (12 months) have you: sold illegal drugs?






Response	6	8	10	12	Total	
Never	99.7	99.0	97.6	95.4	98.1	
1 to 2 times	0.1	0.7	1.3	2.2	1.0	
3 to 5 times	0.1	0.2	0.3	1.0	0.4	
6 to 9 times	0.0	0.0	0.2	0.3	0.1	
10+ times	0.1	0.1	0.6	1.2	0.4	
N of Valid	2048	1911	1742	1387	7088	
N of Miss	75	62	57	49	243	

Table 97: How many times in the past year (12 months) have you: stolen or tried to steal a motor vehicle such as a car or motorcycle?






Response	6	8	10	12	Total	
Never	99.1	99.0	99.0	99.3	99.1	
1 to 2 times	0.5	0.9	1.0	0.6	0.8	
3 to 5 times	0.1	0.0	0.0	0.0	0.0	
6 to 9 times	0.1	0.1	0.1	0.1	0.1	
10+ times	0.1	0.0	0.0	0.1	0.1	
N of Valid	2049	1912	1741	1385	7087	
N of Miss	74	61	58	51	244	

Table 98: How many times in the past year (12 months) have you: participated in clubs, organizations or activities at school?






Response	6	8	10	12	Total	
Never	39.5	34.0	28.4	34.6	34.3	
1 to 2 times	24.7	22.1	14.1	12.3	19.0	
3 to 5 times	14.0	14.9	13.8	12.4	13.9	
6 to 9 times	5.5	6.4	9.6	7.0	7.1	
10+ times	16.3	22.6	34.0	33.7	25.8	
N of Valid	2050	1908	1742	1386	7086	
N of Miss	73	65	57	50	245	

Table 99: How many times in the past year (12 months) have you: been arrested?






Response	6	8	10	12	Total	
Never	99.0	98.5	98.3	98.5	98.6	
1 to 2 times	0.8	1.3	1.3	1.2	1.1	
3 to 5 times	0.1	0.1	0.2	0.3	0.2	
6 to 9 times	0.0	0.1	0.1	0.0	0.0	
10+ times	0.0	0.1	0.1	0.1	0.1	
N of Valid	2038	1908	1739	1378	7063	
N of Miss	85	65	60	58	268	

Table 100: How many times in the past year (12 months) have you: attacked someone with the idea of seriously hurting them?






Response	6	8	10	12	Total	
Never	93.9	92.2	94.4	95.0	93.8	
1 to 2 times	5.2	5.8	4.1	3.7	4.8	
3 to 5 times	0.6	1.2	1.0	0.7	0.9	
6 to 9 times	0.0	0.3	0.2	0.4	0.2	
10+ times	0.2	0.5	0.2	0.2	0.3	
N of Valid	2049	1913	1744	1389	7095	
N of Miss	74	60	55	47	236	

Table 101: How many times in the past year (12 months) have you: been drunk or high at school?






Response	6	8	10	12	Total	
Never	99.4	95.4	91.3	87.8	94.0	
1 to 2 times	0.4	2.9	5.0	4.9	3.1	
3 to 5 times	0.0	1.1	1.3	2.2	1.1	
6 to 9 times	0.0	0.1	1.0	1.1	0.5	
10+ times	0.1	0.5	1.4	4.1	1.3	
N of Valid	2048	1917	1743	1388	7096	
N of Miss	75	56	56	48	235	

Table 102: How many times in the past year (12 months) have you: taken a handgun to school?






Response	6	8	10	12	Total	
Never	99.9	99.4	99.8	99.6	99.7	
1 to 2 times	0.0	0.3	0.2	0.2	0.2	
3 to 5 times	0.0	0.2	0.0	0.0	0.1	
6 to 9 times	0.1	0.0	0.0	0.0	0.0	
10+ times	0.0	0.1	0.0	0.2	0.1	
N of Valid	2052	1912	1743	1388	7095	
N of Miss	71	61	56	48	236	

Table 103: How many times in the past year (12 months) have you: used e-cigarettes, e-cigars, or e-hookahs (vaping)?






Response	6	8	10	12	Total	
Never	99.9	99.4	99.8	99.6	99.7	
1 to 2 times	0.0	0.3	0.2	0.2	0.2	
3 to 5 times	0.0	0.2	0.0	0.0	0.1	
6 to 9 times	0.1	0.0	0.0	0.0	0.0	
10+ times	0.0	0.1	0.0	0.2	0.1	
N of Valid	2052	1912	1743	1388	7095	
N of Miss	71	61	56	48	236	

Table 104: Are you currently on probation, or assigned a probation officer with Juvenile Court?



Response	6	8	10	12	Total	
No	98.6	97.7	97.2	97.6	97.8	
Yes	1.4	2.3	2.8	2.4	2.2	
N of Valid	1894	1785	1596	1297	6572	
N of Miss	229	188	203	139	759	

Table 105: Have you ever belonged to a gang?

Response	6	8	10	12	Total	
No	94.8	94.4	95.1	95.8	95.0	
No, but would like to	1.6	2.2	2.0	1.4	1.8	
Yes, in the past	2.0	2.1	1.5	1.3	1.8	
Yes, belong now	1.4	1.3	1.4	1.5	1.4	
Yes, but would like to get out	0.2	0.1	0.1	0.0	0.1	
N of Valid	2055	1901	1733	1378	7067	
N of Miss	68	72	66	58	264	

Table 106: If you have ever belonged to a gang, did that gang have a name?

Response	6	8	10	12	Total	
No	16.0	14.8	15.5	20.7	16.5	
Yes	3.1	3.7	2.5	2.7	3.0	
I have never belonged to a gang	80.8	81.5	82.0	76.6	80.5	
N of Valid	2052	1910	1738	1377	7077	
N of Miss	71	63	61	59	254	

Table 107: You are at a party at someone's house, and one of your friends offers you a drink containing alcohol. What would you say or do?

Response	6	8	10	12	Total	
Drink it	4.4	18.4	28.5	37.6	20.6	
Tell your friend, 'No thanks, I don't drink' and suggest that you and your friend go and do something else	48.8	43.1	36.2	29.4	40.4	
Just say, 'No thanks' and walk away	29.3	26.1	27.4	26.4	27.4	
Make up a good excuse, tell your friend you had something else to do, and leave	17.4	12.4	7.9	6.7	11.7	
N of Valid	2060	1907	1742	1381	7090	
N of Miss	63	66	57	55	241	

Table 108: How often do you attend religious services or activities?





Response	6	8	10	12	Total	
Never	20.2	15.7	13.6	19.0	17.1	
Rarely	19.5	19.4	19.2	25.2	20.5	
1-2 Times a Month	11.0	12.8	14.8	13.1	12.8	
About Once a Week or More	49.3	52.1	52.4	42.8	49.5	
N of Valid	2022	1913	1743	1386	7064	
N of Miss	101	60	56	50	267	

Table 109: I think sometimes it's okay to cheat at school.





Response	6	8	10	12	Total	
NO!	62.1	35.6	21.2	23.3	37.4	
no	32.2	41.8	41.1	36.4	37.8	
yes	5.2	18.7	31.7	32.8	20.7	
YES!	0.5	3.9	6.1	7.4	4.1	
N of Valid	2049	1910	1735	1376	7070	
N of Miss	74	63	64	60	261	

Table 110: It is important to think before you act.





Response	6	8	10	12	Total	
NO!	2.2	2.0	2.4	3.5	2.4	
no	2.6	4.0	2.8	2.3	3.0	
yes	27.9	39.7	41.5	40.6	36.9	
YES!	67.3	54.4	53.4	53.6	57.7	
N of Valid	2030	1895	1728	1374	7027	
N of Miss	93	78	71	62	304	

Table 111: Sometimes I think that life is not worth it.





Response	6	8	10	12	Total	
NO!	53.6	42.1	37.3	38.6	43.6	
no	23.1	25.0	26.7	27.4	25.3	
yes	16.4	21.7	23.5	24.2	21.1	
YES!	6.9	11.2	12.5	9.8	10.0	
N of Valid	2029	1892	1725	1364	7010	
N of Miss	94	81	74	72	321	

Table 112: At times I think I am no good at all.





Response	6	8	10	12	Total	
NO!	33.7	26.8	24.5	27.2	28.3	
no	25.0	24.5	24.1	25.1	24.7	
yes	28.7	32.5	34.1	32.9	31.9	
YES!	12.5	16.2	17.2	14.8	15.1	
N of Valid	2018	1895	1728	1370	7011	
N of Miss	105	78	71	66	320	

Table 113: All in all, I am inclined to think that I am a failure.





Response	6	8	10	12	Total	
NO!	50.5	39.8	34.3	36.1	40.8	
no	27.5	29.8	33.0	34.8	30.9	
yes	15.2	19.2	21.4	19.6	18.7	
YES!	6.9	11.2	11.3	9.6	9.7	
N of Valid	2023	1893	1726	1370	7012	
N of Miss	100	80	73	66	319	

Table 114: In the past year, have you felt depressed or sad MOST days, even if you felt okay sometimes?





Response	6	8	10	12	Total	
NO!	35.5	30.7	25.8	27.4	30.2	
no	22.2	22.7	23.6	24.1	23.0	
yes	26.8	26.4	29.2	29.0	27.7	
YES!	15.5	20.3	21.4	19.4	19.0	
N of Valid	2030	1896	1728	1375	7029	
N of Miss	93	77	71	61	302	

Table 115: It is all right to beat up people if they start the fight.





Response	6	8	10	12	Total	
NO!	48.8	29.7	22.4	24.3	32.4	
no	24.0	23.2	24.1	21.8	23.4	
yes	16.2	25.6	29.1	28.1	24.2	
YES!	11.0	21.5	24.5	25.7	20.0	
N of Valid	2025	1896	1724	1373	7018	
N of Miss	98	77	75	63	313	

Table 116: I think it is okay to take something without asking if you can get away with it.





Response	6	8	10	12	Total	
NO!	79.9	64.6	59.0	61.9	67.1	
no	18.5	31.2	35.9	33.5	29.1	
yes	1.4	3.3	4.1	3.6	3.0	
YES!	0.2	1.0	1.1	1.1	0.8	
N of Valid	2034	1896	1728	1372	7030	
N of Miss	89	77	71	64	301	

Table 117: Where do you get the most information about living a drug and alcohol free life? Parents/guardians





Response	6	8	10	12	Total	
All the time	57.7	54.6	52.7	47.2	53.6	
Most	18.4	22.7	21.6	21.2	20.9	
Some	10.7	13.0	16.5	19.1	14.4	
Very little	13.2	9.8	9.2	12.5	11.2	
N of Valid	1999	1874	1714	1363	6950	
N of Miss	124	99	85	73	381	

Table 118: Where do you get the most information about living a drug and alcohol free life? Friends





Response	6	8	10	12	Total	
All the time	24.0	17.7	13.8	17.3	18.4	
Most	16.2	16.1	15.5	13.6	15.5	
Some	24.1	28.5	30.7	25.7	27.2	
Very little	35.7	37.7	40.0	43.4	38.8	
N of Valid	1938	1849	1697	1353	6837	
N of Miss	185	124	102	83	494	

Table 119: Where do you get the most information about living a drug and alcohol free life? Family members





Response	6	8	10	12	Total	
All the time	51.7	44.5	37.2	35.1	42.9	
Most	18.6	24.9	26.4	22.0	22.9	
Some	14.2	17.3	21.2	22.6	18.4	
Very little	15.5	13.2	15.3	20.3	15.8	
N of Valid	1957	1852	1706	1360	6875	
N of Miss	166	121	93	76	456	

Table 120: Where do you get the most information about living a drug and alcohol free life? School





Response	6	8	10	12	Total	
All the time	62.3	57.2	48.2	49.0	54.8	
Most	16.8	21.4	25.3	24.1	21.6	
Some	9.8	12.1	17.7	17.6	13.9	
Very little	11.2	9.2	8.8	9.3	9.7	
N of Valid	1980	1865	1713	1360	6918	
N of Miss	143	108	86	76	413	

Table 121: Where do you get the most information about living a drug and alcohol free life? Internet





Response	6	8	10	12	Total	
All the time	19.9	19.4	17.0	19.1	18.9	
Most	16.0	16.5	18.6	15.6	16.7	
Some	25.1	29.2	30.8	30.1	28.6	
Very little	39.0	34.9	33.5	35.3	35.8	
N of Valid	1930	1849	1702	1354	6835	
N of Miss	193	124	97	82	496	

Table 122: Where do you get the most information about living a drug and alcohol free life? TV





Response	6	8	10	12	Total	
All the time	24.3	19.0	16.2	19.4	19.9	
Most	16.8	16.3	18.0	12.7	16.2	
Some	25.4	30.7	32.1	32.0	29.8	
Very little	33.5	33.9	33.7	35.9	34.1	
N of Valid	1935	1843	1704	1358	6840	
N of Miss	188	130	95	78	491	

Table 123: Where do you get the most information about living a drug and alcohol free life? Social media





Response	6	8	10	12	Total	
All the time	17.4	16.4	14.2	18.5	16.6	
Most	12.8	14.0	15.3	13.3	13.8	
Some	22.4	24.7	30.2	27.7	26.0	
Very little	47.4	44.9	40.3	40.5	43.6	
N of Valid	1907	1833	1702	1355	6797	
N of Miss	216	140	97	81	534	

Table 124: How much do you think people risk harming themselves (physically or in other ways) if they: smoked one or more packs of cigarettes per day?





Response	6	8	10	12	Total	
No risk	10.3	6.9	6.0	8.6	8.0	
Slight risk	8.1	7.4	8.5	8.8	8.1	
Moderate risk	17.7	21.3	20.2	21.5	20.0	
Great risk	63.9	64.4	65.3	61.1	63.8	
N of Valid	2032	1896	1725	1374	7027	
N of Miss	91	77	74	62	304	

Table 125: How much do you think people risk harming themselves (physically or in other ways) if they: try marijuana once or twice?





Response	6	8	10	12	Total	
No risk	13.2	19.4	33.6	44.5	26.1	
Slight risk	22.0	27.6	30.6	27.7	26.7	
Moderate risk	25.7	22.8	17.0	11.5	20.0	
Great risk	39.1	30.1	18.7	16.4	27.2	
N of Valid	2000	1878	1719	1370	6967	
N of Miss	123	95	80	66	364	

Table 126: How much do you think people risk harming themselves (physically or in other ways) if they: smoke marijuana once or twice a week?


Response	6	8	10	12	Total	
No risk	12.1	13.9	21.3	32.7	18.9	
Slight risk	9.3	14.2	22.1	23.8	16.6	
Moderate risk	22.1	25.2	25.6	20.6	23.5	
Great risk	56.5	46.8	31.0	22.9	41.0	
N of Valid	1999	1876	1708	1372	6955	
N of Miss	124	97	91	64	376	

Table 127: How much do you think people risk harming themselves (physically or in other ways) if they: take one or two drinks of an alcoholic beverage (beer, wine, liquor) nearly every day?

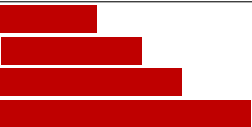
Response	6	8	10	12	Total	
No risk	13.3	11.2	12.6	16.8	13.2	
Slight risk	15.7	18.8	22.9	27.4	20.6	
Moderate risk	24.4	28.7	31.2	25.2	27.4	
Great risk	46.7	41.3	33.3	30.6	38.8	
N of Valid	2012	1886	1718	1372	6988	
N of Miss	111	87	81	64	343	

Table 128: How much do you think people risk harming themselves (physically or in other ways) if they: have five or more drinks of an alcoholic beverage once or twice a weekend?


Response	6	8	10	12	Total	
No risk	11.5	8.5	8.8	13.3	10.4	
Slight risk	8.8	11.2	15.6	19.5	13.2	
Moderate risk	22.9	26.4	30.9	28.4	26.9	
Great risk	56.8	53.9	44.8	38.8	49.5	
N of Valid	2015	1888	1722	1375	7000	
N of Miss	108	85	77	61	331	

Table 129: How much do you think people risk harming themselves (physically or in other ways) if they: use prescription drugs that are not prescribed to them?

Response	6	8	10	12	Total	
No risk	10.5	6.7	4.6	6.4	7.2	
Slight risk	4.5	6.0	7.2	6.7	6.0	
Moderate risk	14.4	16.3	19.6	19.9	17.3	
Great risk	70.6	71.0	68.5	67.0	69.5	
N of Valid	2017	1881	1722	1375	6995	
N of Miss	106	92	77	61	336	

Table 130: How much do you think people risk harming themselves (physically or in other ways) if they: use non-prescription drugs to get high?

Response	6	8	10	12	Total	
No risk	10.0	6.3	4.4	6.6	6.9	
Slight risk	3.3	4.0	5.1	5.3	4.3	
Moderate risk	13.0	16.7	18.7	17.2	16.2	
Great risk	73.6	73.1	71.9	71.0	72.5	
N of Valid	2012	1882	1722	1371	6987	
N of Miss	111	91	77	65	344	

Table 131: How much do you think people risk harming themselves (physically or in other ways) if they: use e-cigarettes, e-cigars, or e-hookahs?

Response	6	8	10	12	Total	
No risk	11.1	9.6	11.1	14.9	11.4	
Slight risk	9.0	17.0	25.4	27.1	18.7	
Moderate risk	20.1	26.2	30.3	27.8	25.7	
Great risk	59.8	47.3	33.2	30.2	44.1	
N of Valid	2014	1876	1719	1367	6976	
N of Miss	109	97	80	69	355	

Table 132: Have you ever used smokeless tobacco (chew, snuff, plug, dipping tobacco, or chewing tobacco)?

Response	6	8	10	12	Total	
Never	94.4	87.6	83.0	77.2	86.4	
Once or Twice	4.3	6.5	9.7	11.3	7.6	
Once in a while but not regularly	0.7	2.3	3.2	3.2	2.2	
Regularly in the past	0.3	2.1	2.3	4.1	2.0	
Regularly now	0.3	1.4	1.9	4.2	1.8	
N of Valid	2003	1878	1707	1357	6945	
N of Miss	120	95	92	79	386	

Table 133: How often have you used smokeless tobacco during the past 30 days?

Response	6	8	10	12	Total	
Not at all	99.1	94.9	93.5	90.8	95.0	
Once or twice	0.7	2.8	3.4	2.8	2.3	
Once or twice per week	0.0	0.7	1.1	1.3	0.7	
Three to five times per week	0.0	0.3	0.2	0.6	0.3	
About once a day	0.0	0.3	0.3	0.4	0.2	
More than once a day	0.1	1.0	1.5	4.1	1.5	
N of Valid	2001	1877	1705	1354	6937	
N of Miss	122	96	94	82	394	

Table 134: Have you ever smoked cigarettes?

Response	6	8	10	12	Total	
Never	93.9	83.4	74.6	65.9	80.8	
Once or Twice	4.7	11.3	14.8	15.2	11.0	
Once in a while but not regularly	0.6	2.4	5.8	7.4	3.7	
Regularly in the past	0.5	1.8	2.6	7.3	2.7	
Regularly now	0.1	1.2	2.2	4.2	1.7	
N of Valid	2001	1865	1707	1351	6924	
N of Miss	122	108	92	85	407	

Table 135: How frequently have you smoked cigarettes during the past 30 days?

Response	6	8	10	12	Total	
Not at all	99.1	95.9	92.5	87.9	94.4	
Less than one cigarette per day	0.4	2.8	4.2	6.2	3.1	
One to five cigarettes per day	0.1	1.0	2.7	3.8	1.7	
About one-half pack per day	0.1	0.2	0.4	1.0	0.4	
About one pack per day	0.0	0.1	0.2	0.7	0.2	
About one and one-half packs per day	0.0	0.2	0.0	0.4	0.1	
Two packs or more per day	0.1	0.0	0.1	0.0	0.1	
N of Valid	2003	1883	1703	1353	6942	
N of Miss	120	90	96	83	389	

Table 136: Which statement best describes rules about smoking inside your home or your family cars?

Response	6	8	10	12	Total	
Smoking is not allowed anywhere inside your home or cars	63.4	61.1	67.2	65.8	64.2	
Smoking is allowed in some places and at some times or in some cars	10.1	13.0	12.2	11.6	11.7	
Smoking is allowed anywhere inside the home or cars	3.3	4.7	4.7	5.3	4.4	
There are no rules about smoking inside the home or cars	3.2	4.6	4.9	4.9	4.3	
I don't know	20.0	16.6	11.1	12.5	15.4	
N of Valid	2004	1888	1709	1355	6956	
N of Miss	119	85	90	81	375	

Table 137: Have you ever used e-cigarettes, e-cigars, or e-hookahs (vaping)?

Response	6	8	10	12	Total	
Never	92.0	72.0	58.1	51.3	70.3	
Once or Twice	5.5	14.7	13.7	13.2	11.5	
Once in a while but not regularly	0.8	5.9	10.2	11.3	6.5	
Regularly in the past	1.1	4.0	8.4	11.0	5.6	
Regularly now	0.6	3.3	9.6	13.3	6.0	
N of Valid	1987	1866	1702	1350	6905	
N of Miss	136	107	97	86	426	

Table 138: How frequently have you used e-cigarettes, e-cigars, or e-hookahs (vaping)?








Response	6	8	10	12	Total	
Not at all	97.5	86.2	73.0	68.1	82.7	
Less than 10 puffs per day	1.9	8.1	13.4	11.9	8.4	
10 to 50 puffs per day	0.3	2.8	7.9	10.8	4.9	
About one-half cartomiser per day	0.2	0.9	2.5	3.8	1.7	
About one cartomiser per day	0.0	0.9	1.5	3.4	1.3	
About one and one-half cartomisers per day	0.1	0.3	0.6	0.9	0.4	
Two cartomisers or more per day	0.1	0.8	1.1	1.1	0.7	
N of Valid	1986	1869	1694	1353	6902	
N of Miss	137	104	105	83	429	

Table 139: During this school year, were you taught in any of your classes about the dangers of tobacco use?






Response	6	8	10	12	Total	
Never	20.1	13.4	20.3	27.1	19.7	
Rarely	13.1	13.8	18.5	19.7	15.9	
Sometimes	22.9	25.8	29.4	26.6	26.0	
Often	23.6	27.2	21.4	16.9	22.7	
Almost always	20.4	19.9	10.4	9.7	15.7	
N of Valid	2013	1882	1703	1351	6949	
N of Miss	110	91	96	85	382	

Table 140: During the past 12 months, have you participated in any community activities to discourage people your age from using cigarettes, chewing tobacco, snuff, dip or cigars, e-cigarettes, e-cigars, or e-hookahs?






Response	6	8	10	12	Total	
Never	59.7	56.7	63.6	67.7	61.4	
Rarely	13.8	17.3	15.9	14.3	15.4	
Sometimes	13.1	14.2	12.3	9.2	12.4	
Often	7.8	6.8	5.6	4.7	6.4	
Almost always	5.6	5.0	2.6	4.2	4.4	
N of Valid	1993	1871	1702	1344	6910	
N of Miss	130	102	97	92	421	

Table 141: Think back over the last two weeks. How many times have you had five or more alcoholic drinks in a row?


Response	6	8	10	12	Total	
None	98.1	93.2	88.4	80.8	91.0	
Once	1.2	3.4	4.7	7.2	3.8	
Twice	0.4	1.4	3.1	5.1	2.3	
3-5 times	0.2	1.1	2.6	3.8	1.7	
6-9 times	0.1	0.4	0.5	1.0	0.5	
10 or more times	0.1	0.5	0.7	2.1	0.7	
N of Valid	1979	1848	1691	1343	6861	
N of Miss	144	125	108	93	470	

Table 142: During the past 30 days, how many times did you ride in a car or other vehicle driven by someone who had been drinking alcohol or using drugs to get high?


Response	6	8	10	12	Total	
0 times	91.6	89.5	87.5	85.0	88.7	
1 time	4.3	5.4	6.4	6.4	5.5	
2 or 3 times	2.0	2.6	3.7	4.4	3.0	
4 or 5 times	0.8	0.9	0.8	1.4	0.9	
6 or more times	1.4	1.7	1.7	2.7	1.8	
N of Valid	1981	1861	1694	1349	6885	
N of Miss	142	112	105	87	446	

Table 143: During the past 30 days, how many times did you drive a car or other vehicle when you had been drinking alcohol or using drugs to get high?


Response	6	8	10	12	Total	
I did not drive a car in the past 30 days	47.3	51.9	37.8	21.8	41.2	
0 times	51.4	46.0	58.8	69.9	55.4	
1 time	0.7	0.6	1.4	3.4	1.4	
2 or 3 times	0.3	0.8	1.1	2.1	1.0	
4 or 5 times	0.2	0.2	0.5	0.3	0.3	
6 or more times	0.1	0.4	0.4	2.4	0.7	
N of Valid	1960	1847	1691	1347	6845	
N of Miss	163	126	108	89	486	

Table 144: If you drank alcohol (not just a sip or taste) in the past year, where did you usually drink it?

Response	6	8	10	12	Total	
I did not drink alcohol in the past year	93.5	81.3	68.0	54.7	76.3	
At my home	3.3	8.4	11.9	15.0	9.1	
At someone else's home	1.7	7.4	16.2	24.4	11.3	
At an open area like a park, beach, field, back road, woods, or a street corner	0.4	1.3	2.4	3.4	1.7	
At a sporting event or concert	0.2	0.3	0.2	0.2	0.2	
At a restaurant, bar, or a nightclub	0.3	0.4	0.5	0.1	0.4	
At an empty building or a construction site	0.1	0.1	0.1	0.1	0.1	
At a hotel/motel	0.3	0.1	0.1	0.9	0.3	
An a car	0.1	0.5	0.3	0.9	0.4	
At school	0.2	0.3	0.2	0.3	0.2	
N of Valid	1960	1842	1674	1337	6813	
N of Miss	163	131	125	99	518	

Table 145: How do you feel about someone your age having one or two drinks of an alcoholic beverage nearly every day?

Response	6	8	10	12	Total	
Neither approve nor disapprove	17.2	25.4	34.3	37.8	27.6	
Somewhat disapprove	7.3	13.4	21.0	22.8	15.4	
Strongly disapprove	62.1	50.5	36.8	29.5	46.4	
Don't know or can't say	13.3	10.6	7.9	9.9	10.6	
N of Valid	1984	1874	1692	1348	6898	
N of Miss	139	99	107	88	433	

Table 146: On how many occasions have you had alcoholic beverages (beer, wine or hard liquor) to drink in your lifetime - more than just a few sips?

Response	6	8	10	12	Total	
0	89.3	75.8	61.2	50.5	71.2	
1-2	7.0	12.7	13.7	12.8	11.3	
3-5	2.3	5.6	9.5	9.7	6.4	
6-9	0.4	1.8	4.6	5.6	2.8	
10+	0.9	4.3	11.1	21.3	8.3	
N of Valid	2003	1873	1692	1347	6915	
N of Miss	120	100	107	89	416	

Table 147: On how many occasions have you drunk one of more drinks of an alcoholic beverage during the past 30 days?






Response	6	8	10	12	Total	
0	98.4	93.0	85.7	74.9	89.2	
1-2	1.3	4.8	8.4	13.6	6.4	
3-5	0.2	1.2	3.0	5.9	2.3	
6-9	0.1	0.5	1.3	1.9	0.8	
10+	0.0	0.6	1.6	3.8	1.3	
N of Valid	2002	1869	1687	1344	6902	
N of Miss	121	104	112	92	429	

Table 148: On how many occasions have you used marijuana (grass, pot) or hashish (hash, hash oil) in your lifetime?






Response	6	8	10	12	Total	
0	98.6	91.5	81.4	69.7	86.9	
1-2	0.8	3.9	6.6	6.7	4.2	
3-5	0.2	1.3	2.7	4.1	1.9	
6-9	0.2	0.8	1.5	3.4	1.3	
10+	0.1	2.5	7.7	16.1	5.7	
N of Valid	2001	1862	1683	1342	6888	
N of Miss	122	111	116	94	443	

Table 149: On how many occasions have you used marijuana (grass, pot) or hashish (hash, hash oil) during the past 30 days?






Response	6	8	10	12	Total	
0	99.6	96.8	91.4	86.2	94.2	
1-2	0.3	1.5	3.6	4.4	2.2	
3-5	0.1	0.5	1.1	2.2	0.9	
6-9	0.0	0.3	0.9	1.2	0.5	
10+	0.0	0.9	3.0	6.1	2.2	
N of Valid	2002	1857	1684	1343	6886	
N of Miss	121	116	115	93	445	

Table 150: On how many occasions have you used LSD or other psychedelics in your lifetime?






Response	6	8	10	12	Total	
0	99.5	99.3	97.7	96.1	98.4	
1-2	0.3	0.3	1.6	2.1	1.0	
3-5	0.0	0.2	0.3	1.0	0.3	
6-9	0.0	0.1	0.1	0.2	0.1	
10+	0.2	0.2	0.3	0.5	0.3	
N of Valid	1992	1861	1691	1348	6892	
N of Miss	131	112	108	88	439	

Table 151: On how many occasions have you used LSD or other psychedelics during the past 30 days?





Response	6	8	10	12	Total	
0	99.8	99.8	99.3	99.4	99.6	
1-2	0.1	0.2	0.5	0.3	0.2	
3-5	0.0	0.1	0.0	0.2	0.1	
6-9	0.0	0.0	0.0	0.0	0.0	
10+	0.2	0.0	0.2	0.1	0.1	
N of Valid	1987	1859	1686	1342	6874	
N of Miss	136	114	113	94	457	

Table 152: On how many occasions have you used cocaine or crack in your lifetime?






Response	6	8	10	12	Total	
0	99.7	99.3	99.1	97.2	99.0	
1-2	0.2	0.4	0.5	1.6	0.6	
3-5	0.0	0.2	0.1	0.7	0.2	
6-9	0.0	0.0	0.1	0.3	0.1	
10+	0.0	0.1	0.2	0.3	0.1	
N of Valid	2005	1861	1691	1346	6903	
N of Miss	118	112	108	90	428	

Table 153: On how many occasions have you used cocaine or crack during the past 30 days?






Response	6	8	10	12	Total	
0	99.9	99.9	99.8	99.7	99.8	
1-2	0.1	0.1	0.0	0.1	0.1	
3-5	0.0	0.0	0.1	0.1	0.0	
6-9	0.0	0.0	0.0	0.0	0.0	
10+	0.1	0.0	0.1	0.1	0.1	
N of Valid	1995	1855	1684	1344	6878	
N of Miss	128	118	115	92	453	

Table 154: On how many occasions have you sniffed glue, breathed the contents of an aerosol spray can, or inhaled other gases or sprays, in order to get high in your lifetime?






Response	6	8	10	12	Total	
0	96.1	92.5	94.0	96.4	94.7	
1-2	2.5	4.8	3.5	2.3	3.3	
3-5	0.4	1.0	1.0	0.2	0.7	
6-9	0.3	0.4	0.5	0.5	0.4	
10+	0.8	1.3	0.9	0.5	0.9	
N of Valid	1999	1871	1690	1343	6903	
N of Miss	124	102	109	93	428	

Table 155: On how many occasions have you sniffed glue, breathed the contents of an aerosol spray can, or inhaled other gases or sprays, in order to get high during the past 30 days?






Response	6	8	10	12	Total	
0	97.9	96.9	97.6	99.6	97.9	
1-2	1.4	2.0	1.6	0.1	1.4	
3-5	0.3	0.7	0.5	0.1	0.4	
6-9	0.1	0.2	0.2	0.0	0.1	
10+	0.4	0.2	0.1	0.1	0.2	
N of Valid	1993	1850	1682	1335	6860	
N of Miss	130	123	117	101	471	

Table 156: On how many occasions have you used Pegaramide (peg, Peggy, etc.) in your lifetime?


Response	6	8	10	12	Total	
0	100.0	100.0	100.0	100.0	100.0	
1-2	0.0	0.0	0.0	0.0	0.0	
3-5	0.0	0.0	0.0	0.0	0.0	
6-9	0.0	0.0	0.0	0.0	0.0	
10+	0.0	0.0	0.0	0.0	0.0	
N of Valid	1993	1844	1688	1342	6867	
N of Miss	130	129	111	94	464	

Table 157: On how many occasions have you used Pegaramide (peg, Peggy, etc.) during the past 30 days?


Response	6	8	10	12	Total	
0	100.0	100.0	100.0	100.0	100.0	
1-2	0.0	0.0	0.0	0.0	0.0	
3-5	0.0	0.0	0.0	0.0	0.0	
6-9	0.0	0.0	0.0	0.0	0.0	
10+	0.0	0.0	0.0	0.0	0.0	
N of Valid	1988	1850	1687	1342	6867	
N of Miss	135	123	112	94	464	

Table 158: On how many occasions have you used synthetic marijuana (K2, spice) in your lifetime?






Response	6	8	10	12	Total	
0	99.5	97.8	97.4	96.6	98.0	
1-2	0.4	1.1	1.4	1.7	1.1	
3-5	0.1	0.3	0.5	1.0	0.4	
6-9	0.0	0.2	0.1	0.2	0.1	
10+	0.0	0.6	0.6	0.4	0.4	
N of Valid	1996	1848	1686	1342	6872	
N of Miss	127	125	113	94	459	

Table 159: On how many occasions have you used synthetic marijuana (K2, spice) during the past 30 days?


Response	6	8	10	12	Total	
0	99.9	98.9	99.2	99.1	99.3	
1-2	0.1	0.7	0.4	0.7	0.4	
3-5	0.0	0.2	0.1	0.2	0.1	
6-9	0.0	0.0	0.2	0.0	0.0	
10+	0.0	0.3	0.1	0.0	0.1	
N of Valid	1997	1854	1682	1343	6876	
N of Miss	126	119	117	93	455	

Table 160: On how many occasions have you used methamphetamines (meth, speed, crank, crystal meth) in your lifetime?


Response	6	8	10	12	Total	
0	99.5	99.6	99.4	99.3	99.5	
1-2	0.4	0.2	0.3	0.3	0.3	
3-5	0.1	0.1	0.1	0.1	0.1	
6-9	0.0	0.0	0.0	0.1	0.0	
10+	0.0	0.1	0.2	0.1	0.1	
N of Valid	1994	1854	1686	1345	6879	
N of Miss	129	119	113	91	452	

Table 161: On how many occasions have you used methamphetamines (meth, speed, crank, crystal meth) in the past 30 days?


Response	6	8	10	12	Total	
0	99.9	99.8	99.8	99.9	99.9	
1-2	0.1	0.0	0.1	0.1	0.0	
3-5	0.0	0.1	0.1	0.0	0.0	
6-9	0.0	0.0	0.0	0.0	0.0	
10+	0.0	0.1	0.1	0.0	0.0	
N of Valid	1985	1842	1686	1344	6857	
N of Miss	138	131	113	92	474	

Table 162: On how many occasions have you used other chemical products (bath salts, plant food, etc.) in your lifetime?






Response	6	8	10	12	Total	
0	97.3	98.5	99.4	99.9	98.6	
1-2	1.6	0.8	0.5	0.1	0.8	
3-5	0.5	0.5	0.1	0.0	0.3	
6-9	0.1	0.1	0.0	0.0	0.0	
10+	0.6	0.2	0.0	0.0	0.2	
N of Valid	1985	1849	1683	1342	6859	
N of Miss	138	124	116	94	472	

Table 163: On how many occasions have you used other chemical products (bath salts, plant food, etc.) during the past 30 days?





Response	6	8	10	12	Total	
0	98.9	99.4	99.8	99.9	99.4	
1-2	0.8	0.4	0.2	0.1	0.4	
3-5	0.2	0.2	0.0	0.0	0.1	
6-9	0.0	0.0	0.0	0.0	0.0	
10+	0.2	0.1	0.0	0.0	0.1	
N of Valid	1979	1847	1681	1344	6851	
N of Miss	144	126	118	92	480	

Table 164: On how many occasions have you used heroin or other opiates in your lifetime?






Response	6	8	10	12	Total	
0	99.8	99.6	99.0	98.5	99.3	
1-2	0.2	0.3	0.4	0.3	0.3	
3-5	0.0	0.1	0.2	0.4	0.1	
6-9	0.0	0.1	0.1	0.4	0.1	
10+	0.0	0.0	0.2	0.4	0.1	
N of Valid	1975	1847	1687	1340	6849	
N of Miss	148	126	112	96	482	

Table 165: On how many occasions have you used heroin or other opiates during the past 30 days?

Response	6	8	10	12	Total	
0	99.9	99.8	99.8	99.4	99.8	
1-2	0.0	0.2	0.1	0.2	0.1	
3-5	0.0	0.0	0.1	0.2	0.1	
6-9	0.1	0.0	0.0	0.1	0.0	
10+	0.0	0.0	0.1	0.2	0.0	
N of Valid	1963	1814	1667	1323	6767	
N of Miss	160	159	132	113	564	

Table 166: On how many occasions have you used MDMA ('X', 'E', or ecstasy) in your lifetime?

Response	6	8	10	12	Total	
0	99.9	99.2	98.3	96.6	98.7	
1-2	0.1	0.4	0.6	1.9	0.6	
3-5	0.0	0.2	0.4	0.9	0.3	
6-9	0.0	0.1	0.2	0.1	0.1	
10+	0.0	0.2	0.5	0.4	0.2	
N of Valid	1960	1853	1676	1339	6828	
N of Miss	163	120	123	97	503	

Table 167: On how many occasions have you used MDMA ('X', 'E', or ecstasy) during the past 30 days?

Response	6	8	10	12	Total	
0	99.9	99.6	99.3	99.3	99.6	
1-2	0.1	0.2	0.4	0.5	0.3	
3-5	0.0	0.1	0.1	0.1	0.1	
6-9	0.0	0.0	0.0	0.0	0.0	
10+	0.0	0.1	0.2	0.1	0.1	
N of Valid	1953	1840	1670	1335	6798	
N of Miss	170	133	129	101	533	

Table 168: On how many occasions have you taken prescription drugs (such as Valium, Xanax, Ritalin, Adderall, OxyContin, Tramadol, or sleeping pills) not prescribed to you in your lifetime?


Response	6	8	10	12	Total	
0	96.3	94.4	92.5	89.9	93.6	
1-2	2.0	2.8	3.0	3.6	2.8	
3-5	0.8	1.2	1.7	2.2	1.4	
6-9	0.1	0.7	0.8	1.3	0.7	
10+	0.8	0.9	2.0	3.1	1.6	
N of Valid	1993	1851	1684	1342	6870	
N of Miss	130	122	115	94	461	

Table 169: On how many occasions have you taken prescription drugs (such as Valium, Xanax, Ritalin, Adderall, OxyContin, Tramadol, or sleeping pills) not prescribed to you during the past 30 days?


Response	6	8	10	12	Total	
0	98.5	98.1	96.8	96.9	97.7	
1-2	0.8	1.0	2.1	1.7	1.4	
3-5	0.2	0.6	0.8	0.5	0.5	
6-9	0.1	0.0	0.1	0.2	0.1	
10+	0.4	0.2	0.2	0.7	0.4	
N of Valid	1988	1852	1682	1341	6863	
N of Miss	135	121	117	95	468	

Table 170: On how many occasions have you taken non-prescription medicines such as diet pills (for example, Dietac, Dexatrim or Prolamine), stay-awake pills (for example No-Doz, Vivarin, or Wake), or cough or cold medicines (robos, DXM, etc.) to get high in your lifetime?


Response	6	8	10	12	Total	
0	98.8	97.5	97.1	95.5	97.4	
1-2	0.7	1.1	1.3	1.3	1.1	
3-5	0.4	0.6	0.5	1.1	0.6	
6-9	0.1	0.2	0.2	0.5	0.2	
10+	0.1	0.6	0.8	1.5	0.7	
N of Valid	1993	1854	1679	1340	6866	
N of Miss	130	119	120	96	465	

Table 171: On how many occasions have you taken non-prescription medicines such as diet pills (for example, Dietac, Dexatrim or Prolamine), stay-awake pills (for example No-Doz, Vivarin, or Wake), or cough or cold medicines (robos, DXM, etc.) to get high during the past 30 days?






Response	6	8	10	12	Total	
0	99.1	98.9	98.7	99.0	98.9	
1-2	0.9	0.4	0.8	0.5	0.7	
3-5	0.0	0.4	0.3	0.2	0.2	
6-9	0.0	0.3	0.1	0.1	0.1	
10+	0.1	0.1	0.1	0.1	0.1	
N of Valid	1986	1846	1676	1337	6845	
N of Miss	137	127	123	99	486	

Table 172: On how many occasions have you been drunk or very high from drinking alcoholic beverages during the past 30 days?






Response	6	8	10	12	Total	
0	99.2	96.3	90.5	84.3	93.4	
1-2	0.6	2.0	5.6	9.1	3.8	
3-5	0.1	0.7	1.7	3.3	1.3	
6-9	0.0	0.3	0.7	0.9	0.4	
10+	0.1	0.8	1.4	2.5	1.1	
N of Valid	1986	1845	1669	1334	6834	
N of Miss	137	128	130	102	497	

Table 173: On how many occasions have you drunk flavored alcoholic beverages, sometimes called 'alcopops' (like Mike's Hard Lemonade, Smirnoff Ice, Bacardi Breezers, etc.) in your lifetime?






Response	6	8	10	12	Total	
0	95.7	88.7	76.5	67.1	83.5	
1-2	3.0	6.4	8.3	7.4	6.1	
3-5	1.0	1.8	5.2	5.7	3.2	
6-9	0.2	0.8	2.9	4.5	1.8	
10+	0.2	2.2	7.0	15.3	5.4	
N of Valid	1986	1857	1677	1337	6857	
N of Miss	137	116	122	99	474	

Table 174: On how many occasions have you drunk flavored alcoholic beverages, sometimes called 'alcopops' (like Mike's Hard Lemonade, Smirnoff Ice, Bacardi Breezers, etc.) during the past 30 days?

Response	6	8	10	12	Total	
0	99.0	96.1	90.0	84.6	93.2	
1-2	0.7	2.4	6.2	8.4	4.0	
3-5	0.2	0.9	2.0	3.5	1.5	
6-9	0.0	0.3	0.6	1.3	0.5	
10+	0.1	0.4	1.1	2.2	0.8	
N of Valid	1988	1850	1678	1341	6857	
N of Miss	135	123	121	95	474	

Table 175: If you smoked cigarettes (not just a puff or drag) in the past year, how did you usually get them?

Response	6	8	10	12	Total	
I did not smoke cigarettes in the past year	96.3	89.9	85.7	76.7	88.1	
I bought them myself with a fake ID	0.0	0.1	0.1	0.2	0.1	
I bought them myself without a fake ID	0.1	0.2	0.2	3.0	0.7	
I got them from someone I know age 18 or older	0.3	1.9	4.8	9.3	3.6	
I got them from someone I know under age 18	0.3	1.4	2.2	1.5	1.3	
I got them from my brother or sister	0.2	0.5	0.4	0.2	0.3	
I got them from home with my parents' permission	0.1	0.3	0.1	1.1	0.3	
I got them from home without my parents' permission	0.4	1.7	2.0	1.1	1.3	
I got them from another relative	0.2	0.4	0.5	1.5	0.6	
A stranger bought them for me	0.2	0.2	0.4	0.4	0.3	
I took them from a store or shop	0.0	0.1	0.0	0.2	0.1	
Other	2.1	3.2	3.6	5.0	3.4	
N of Valid	1930	1827	1653	1333	6743	
N of Miss	193	146	146	103	588	

Table 176: If you used e-cigarettes, e-cigars, or e-hookahs (not just a puff or drag) in the past year, how did you usually get them? - I did not use e-cigarettes, e-cigars, or e-hookahs in the past year



Response	6	8	10	12	Total	
No	3.6	15.5	30.3	35.9	19.8	
Yes	96.4	84.5	69.7	64.1	80.2	
N of Valid	1905	1815	1652	1329	6701	
N of Miss	0	0	0	0	0	

Table 177: If you used e-cigarettes, e-cigars, or e-hookahs (not just a puff or drag) in the past year, how did you usually get them? - I bought them in a store such as a convenience store, supermarket, discount store, or gas station



Response	6	8	10	12	Total	
No	99.7	99.4	98.0	93.5	98.0	
Yes	0.3	0.6	2.0	6.5	2.0	
N of Valid	1905	1815	1652	1329	6701	
N of Miss	0	0	0	0	0	

Table 178: If you used e-cigarettes, e-cigars, or e-hookahs (not just a puff or drag) in the past year, how did you usually get them? - I got them on the Internet



Response	6	8	10	12	Total	
No	99.8	99.4	99.3	98.6	99.3	
Yes	0.2	0.6	0.7	1.4	0.7	
N of Valid	1905	1815	1652	1329	6701	
N of Miss	0	0	0	0	0	

Table 179: If you used e-cigarettes, e-cigars, or e-hookahs (not just a puff or drag) in the past year, how did you usually get them? - I got them at a store that sells electronic cigarettes, such as a "vape shop"



Response	6	8	10	12	Total	
No	99.9	99.6	99.1	95.9	98.8	
Yes	0.1	0.4	0.9	4.1	1.2	
N of Valid	1905	1815	1652	1329	6701	
N of Miss	0	0	0	0	0	

Table 180: If you used e-cigarettes, e-cigars, or e-hookahs (not just a puff or drag) in the past year, how did you usually get them? - I got them from a family member



Response	6	8	10	12	Total	
No	99.0	96.3	95.1	95.0	96.5	
Yes	1.0	3.7	4.9	5.0	3.5	
N of Valid	1905	1815	1652	1329	6701	
N of Miss	0	0	0	0	0	

Table 181: If you used e-cigarettes, e-cigars, or e-hookahs (not just a puff or drag) in the past year, how did you usually get them? - I got them from a friend



Response	6	8	10	12	Total	
No	98.3	89.1	77.4	77.7	86.6	
Yes	1.7	10.9	22.6	22.3	13.4	
N of Valid	1905	1815	1652	1329	6701	
N of Miss	0	0	0	0	0	

Table 182: If you used e-cigarettes, e-cigars, or e-hookahs (not just a puff or drag) in the past year, how did you usually get them? - A stranger got them for me



Response	6	8	10	12	Total	
No	99.8	99.6	98.1	98.3	99.1	
Yes	0.2	0.4	1.9	1.7	0.9	
N of Valid	1905	1815	1652	1329	6701	
N of Miss	0	0	0	0	0	

Table 183: If you used e-cigarettes, e-cigars, or e-hookahs (not just a puff or drag) in the past year, how did you usually get them? - I took them from a store or shop



Response	6	8	10	12	Total	
No	99.9	99.8	99.6	99.8	99.8	
Yes	0.1	0.2	0.4	0.2	0.2	
N of Valid	1905	1815	1652	1329	6701	
N of Miss	0	0	0	0	0	

Table 184: If you used e-cigarettes, e-cigars, or e-hookahs (not just a puff or drag) in the past year, how did you usually get them? - I got them some other way



Response	6	8	10	12	Total	
No	98.7	96.7	96.0	94.4	96.6	
Yes	1.3	3.3	4.0	5.6	3.4	
N of Valid	1905	1815	1652	1329	6701	
N of Miss	0	0	0	0	0	

Table 185: If you used marijuana (grass, pot) (not just a puff or drag) in the past year, how did you usually get it? - I did not use marijuana (grass, pot) in the past year



Response	6	8	10	12	Total	
No	2.3	7.9	17.1	26.6	12.2	
Yes	97.7	92.1	82.9	73.4	87.8	
N of Valid	1910	1820	1645	1317	6692	
N of Miss	0	0	0	0	0	

Table 186: If you used marijuana (grass, pot) (not just a puff or drag) in the past year, how did you usually get it? - I bought it myself



Response	6	8	10	12	Total	
No	99.8	98.6	94.5	86.9	95.6	
Yes	0.2	1.4	5.5	13.1	4.4	
N of Valid	1910	1820	1645	1317	6692	
N of Miss	0	0	0	0	0	

Table 187: If you used marijuana (grass, pot) (not just a puff or drag) in the past year, how did you usually get it? - I got it from someone at school



Response	6	8	10	12	Total	
No	99.7	98.6	96.2	95.4	97.7	
Yes	0.3	1.4	3.8	4.6	2.3	
N of Valid	1910	1820	1645	1317	6692	
N of Miss	0	0	0	0	0	

Table 188: If you used marijuana (grass, pot) (not just a puff or drag) in the past year, how did you usually get it? - I got it from someone with a medical marijuana card



Response	6	8	10	12	Total	
No	99.8	99.2	99.3	98.4	99.3	
Yes	0.2	0.8	0.7	1.6	0.7	
N of Valid	1910	1820	1645	1317	6692	
N of Miss	0	0	0	0	0	

Table 189: If you used marijuana (grass, pot) (not just a puff or drag) in the past year, how did you usually get it? - I got it from my brother or sister



Response	6	8	10	12	Total	
No	99.7	99.1	98.4	98.3	98.9	
Yes	0.3	0.9	1.6	1.7	1.1	
N of Valid	1910	1820	1645	1317	6692	
N of Miss	0	0	0	0	0	

Table 190: If you used marijuana (grass, pot) (not just a puff or drag) in the past year, how did you usually get it? - I got it from another relative



Response	6	8	10	12	Total	
No	99.5	98.5	97.5	97.2	98.3	
Yes	0.5	1.5	2.5	2.8	1.7	
N of Valid	1910	1820	1645	1317	6692	
N of Miss	0	0	0	0	0	

Table 191: If you used marijuana (grass, pot) (not just a puff or drag) in the past year, how did you usually get it? - Other



Response	6	8	10	12	Total	
No	98.3	96.1	92.2	89.5	94.5	
Yes	1.7	3.9	7.8	10.5	5.5	
N of Valid	1910	1820	1645	1317	6692	
N of Miss	0	0	0	0	0	

Table 192: If you drank alcohol (not just a sip or taste) in the past year, how did you usually get it?













Response	6	8	10	12	Total	
I did not drink alcohol in the past year	94.8	82.9	68.6	58.2	77.9	
I bought it myself with a fake ID	0.1	0.1	0.1	0.4	0.1	
I bought it myself without a fake ID	0.1	0.1	0.4	0.7	0.3	
I got it from someone I know age 21 or older	0.6	3.6	8.4	19.4	7.0	
I got it from someone I know under age 21	0.1	1.1	4.1	4.0	2.1	
I got it from my brother or sister	0.3	1.1	1.6	1.7	1.1	
I got it from home with my parents' permission	1.2	3.4	5.2	5.8	3.7	
I got it from home without my parents' permission	0.5	3.1	2.4	1.4	1.8	
I got it from another relative	0.6	0.9	2.9	1.7	1.5	
A stranger bought it for me	0.0	0.0	0.5	0.8	0.3	
I took it from a store or shop	0.0	0.1	0.1	0.1	0.0	
Other	1.9	3.7	5.8	5.8	4.1	
N of Valid	1913	1812	1639	1317	6681	
N of Miss	210	161	160	119	650	

Table 193: If you used prescription drugs or over the counter drugs without a doctor telling you to use it or for the purpose of getting high, where did you get these drugs? - Did not use



Response	6	8	10	12	Total	
No	1.4	2.2	4.2	7.6	3.5	
Yes	98.6	97.8	95.8	92.4	96.5	
N of Valid	1903	1811	1648	1323	6685	
N of Miss	0	0	0	0	0	

Table 194: If you used prescription drugs or over the counter drugs without a doctor telling you to use it or for the purpose of getting high, where did you get these drugs? -
Bought or took from store or shop



Response	6	8	10	12	Total	
No	99.8	99.8	99.6	99.3	99.7	
Yes	0.2	0.2	0.4	0.7	0.3	
N of Valid	1903	1811	1648	1323	6685	
N of Miss	0	0	0	0	0	

Table 195: If you used prescription drugs or over the counter drugs without a doctor telling you to use it or for the purpose of getting high, where did you get these drugs? -
Got from parents with permission



Response	6	8	10	12	Total	
No	99.4	99.4	99.4	99.0	99.3	
Yes	0.6	0.6	0.6	1.0	0.7	
N of Valid	1903	1811	1648	1323	6685	
N of Miss	0	0	0	0	0	

Table 196: If you used prescription drugs or over the counter drugs without a doctor telling you to use it or for the purpose of getting high, where did you get these drugs? -
Got from home without permission



Response	6	8	10	12	Total	
No	99.4	99.3	98.6	98.2	98.9	
Yes	0.6	0.7	1.4	1.8	1.1	
N of Valid	1903	1811	1648	1323	6685	
N of Miss	0	0	0	0	0	

Table 197: If you used prescription drugs or over the counter drugs without a doctor telling you to use it or for the purpose of getting high, where did you get these drugs? -
Got from relative with permission



Response	6	8	10	12	Total	
No	99.9	99.7	99.6	99.5	99.7	
Yes	0.1	0.3	0.4	0.5	0.3	
N of Valid	1903	1811	1648	1323	6685	
N of Miss	0	0	0	0	0	

Table 198: If you used prescription drugs or over the counter drugs without a doctor telling you to use it or for the purpose of getting high, where did you get these drugs? -
Got from relative without permission



Response	6	8	10	12	Total	
No	99.8	99.6	99.6	99.1	99.6	
Yes	0.2	0.4	0.4	0.9	0.4	
N of Valid	1903	1811	1648	1323	6685	
N of Miss	0	0	0	0	0	

Table 199: If you used prescription drugs or over the counter drugs without a doctor telling you to use it or for the purpose of getting high, where did you get these drugs? -
Got from friend's home with permission



Response	6	8	10	12	Total	
No	99.8	99.8	99.5	98.9	99.6	
Yes	0.2	0.2	0.5	1.1	0.4	
N of Valid	1903	1811	1648	1323	6685	
N of Miss	0	0	0	0	0	

Table 200: If you used prescription drugs or over the counter drugs without a doctor telling you to use it or for the purpose of getting high, where did you get these drugs? -
Got from friend's home without permission



Response	6	8	10	12	Total	
No	99.8	99.9	99.6	99.6	99.8	
Yes	0.2	0.1	0.4	0.4	0.2	
N of Valid	1903	1811	1648	1323	6685	
N of Miss	0	0	0	0	0	

Table 201: If you used prescription drugs or over the counter drugs without a doctor telling you to use it or for the purpose of getting high, where did you get these drugs? -
Got from friend at school



Response	6	8	10	12	Total	
No	99.8	99.7	99.1	99.2	99.5	
Yes	0.2	0.3	0.9	0.8	0.5	
N of Valid	1903	1811	1648	1323	6685	
N of Miss	0	0	0	0	0	

Table 202: If you used prescription drugs or over the counter drugs without a doctor telling you to use it or for the purpose of getting high, where did you get these drugs? -
Got from friend at party



Response	6	8	10	12	Total	
No	99.7	99.9	99.2	98.5	99.4	
Yes	0.3	0.1	0.8	1.5	0.6	
N of Valid	1903	1811	1648	1323	6685	
N of Miss	0	0	0	0	0	

Table 203: If you used prescription drugs or over the counter drugs without a doctor telling you to use it or for the purpose of getting high, where did you get these drugs? -
Got from friend, elsewhere



Response	6	8	10	12	Total	
No	99.7	99.6	99.2	97.7	99.2	
Yes	0.3	0.4	0.8	2.3	0.8	
N of Valid	1903	1811	1648	1323	6685	
N of Miss	0	0	0	0	0	

Table 204: If you used prescription drugs or over the counter drugs without a doctor telling you to use it or for the purpose of getting high, where did you get these drugs? -
Got from internet sale



Response	6	8	10	12	Total	
No	99.8	99.9	99.8	99.4	99.7	
Yes	0.2	0.1	0.2	0.6	0.3	
N of Valid	1903	1811	1648	1323	6685	
N of Miss	0	0	0	0	0	

Table 205: During the last month, about how many marijuana cigarettes, or the equivalent, did you smoke a day, on the average?

Response	6	8	10	12	Total	
None	99.0	95.4	91.3	86.9	93.7	
Less than 1 a day	0.4	1.9	4.1	4.9	2.6	
1 a day	0.2	0.8	1.0	1.8	0.9	
2-3 a day	0.1	0.9	1.3	3.6	1.3	
4-6 a day	0.0	0.4	1.3	1.2	0.7	
7-10 a day	0.1	0.1	0.2	0.5	0.2	
11 or more a day	0.3	0.6	0.7	1.1	0.6	
N of Valid	1932	1817	1632	1319	6700	
N of Miss	191	156	167	117	631	

Table 206: How wrong do your friends feel it would be for YOU to: have one or two drinks of an alcoholic beverage nearly every day?

Response	6	8	10	12	Total	
Very wrong	78.7	59.8	43.5	41.0	57.6	
Wrong	13.9	20.2	27.3	22.9	20.6	
A little bit wrong	5.2	13.6	17.7	18.9	13.2	
Not at all wrong	2.2	6.5	11.5	17.2	8.6	
N of Valid	1972	1841	1663	1338	6814	
N of Miss	151	132	136	98	517	

Table 207: How wrong do your friends feel it would be for YOU to: smoke tobacco?

Response	6	8	10	12	Total	
Very wrong	83.8	67.1	51.7	46.1	64.0	
Wrong	11.3	18.4	25.2	21.4	18.6	
A little bit wrong	3.2	9.1	13.3	16.3	9.8	
Not at all wrong	1.7	5.3	9.9	16.3	7.5	
N of Valid	1957	1829	1662	1334	6782	
N of Miss	166	144	137	102	549	

Table 208: How wrong do your friends feel it would be for YOU to: smoke marijuana?





Response	6	8	10	12	Total	
Very wrong	89.4	69.4	50.2	42.9	65.2	
Wrong	6.1	13.8	18.2	16.5	13.2	
A little bit wrong	2.5	8.3	15.4	15.0	9.7	
Not at all wrong	2.0	8.5	16.3	25.7	11.9	
N of Valid	1958	1822	1659	1337	6776	
N of Miss	165	151	140	99	555	

Table 209: How wrong do your friends feel it would be for YOU to: use prescription drugs not prescribed to you?





Response	6	8	10	12	Total	
Very wrong	87.8	78.5	71.8	71.4	78.2	
Wrong	8.0	13.3	17.7	16.4	13.4	
A little bit wrong	2.6	4.7	6.8	6.8	5.0	
Not at all wrong	1.7	3.6	3.7	5.3	3.4	
N of Valid	1957	1823	1657	1333	6770	
N of Miss	166	150	142	103	561	

Table 210: How wrong would most adults (over 21) in your neighborhood think it is for kids your age: to use marijuana?





Response	6	8	10	12	Total	
Very wrong	91.2	77.8	66.1	57.8	74.9	
Wrong	5.7	13.7	18.9	21.3	14.1	
A little bit wrong	1.6	5.2	9.4	11.7	6.5	
Not at all wrong	1.5	3.3	5.7	9.2	4.5	
N of Valid	1958	1836	1647	1333	6774	
N of Miss	165	137	152	103	557	

Table 211: How wrong would most adults (over 21) in your neighborhood think it is for kids your age: to drink alcohol?





Response	6	8	10	12	Total	
Very wrong	83.5	69.6	59.2	50.3	67.3	
Wrong	10.5	17.7	20.7	23.4	17.5	
A little bit wrong	3.5	9.0	13.5	16.8	10.1	
Not at all wrong	2.4	3.6	6.5	9.4	5.1	
N of Valid	1954	1821	1639	1325	6739	
N of Miss	169	152	160	111	592	

Table 212: How wrong would most adults (over 21) in your neighborhood think it is for kids your age: to smoke cigarettes?





Response	6	8	10	12	Total	
Very wrong	86.7	74.3	65.9	56.6	72.3	
Wrong	8.3	15.7	20.1	22.7	16.0	
A little bit wrong	3.0	6.9	9.0	12.5	7.4	
Not at all wrong	2.1	3.1	5.1	8.3	4.3	
N of Valid	1950	1823	1642	1328	6743	
N of Miss	173	150	157	108	588	

Table 213: How much do each of the following statements describe your neighborhood? crime and/or drug selling





Response	6	8	10	12	Total	
NO!	81.8	72.4	67.0	65.5	72.4	
no	12.4	17.8	18.9	19.6	16.8	
yes	4.3	7.0	10.5	10.9	7.8	
YES!	1.6	2.9	3.6	3.9	2.9	
N of Valid	1943	1823	1637	1326	6729	
N of Miss	180	150	162	110	602	

Table 214: How much do each of the following statements describe your neighborhood? fights





Response	6	8	10	12	Total	
NO!	72.3	67.3	67.7	68.3	69.0	
no	17.4	22.4	21.4	22.5	20.7	
yes	7.7	7.8	8.2	7.2	7.7	
YES!	2.7	2.5	2.8	2.0	2.5	
N of Valid	1936	1820	1634	1325	6715	
N of Miss	187	153	165	111	616	

Table 215: How much do each of the following statements describe your neighborhood? lots of empty or abandoned buildings





Response	6	8	10	12	Total	
NO!	71.9	67.4	65.9	67.1	68.3	
no	17.4	22.0	22.7	22.4	20.9	
yes	8.3	8.6	9.0	8.5	8.6	
YES!	2.4	2.0	2.4	2.0	2.2	
N of Valid	1925	1822	1631	1324	6702	
N of Miss	198	151	168	112	629	

Table 216: How much do each of the following statements describe your neighborhood? lots of graffiti





Response	6	8	10	12	Total	
NO!	82.0	77.9	76.4	77.0	78.5	
no	14.6	19.0	21.4	20.8	18.7	
yes	2.1	2.0	1.5	1.6	1.8	
YES!	1.3	1.0	0.7	0.5	0.9	
N of Valid	1914	1817	1625	1319	6675	
N of Miss	209	156	174	117	656	

Table 217: I feel safe in my neighborhood.

Response	6	8	10	12	Total	
NO!	4.7	3.3	3.4	4.0	3.9	
no	8.1	7.3	6.2	6.6	7.1	
yes	34.9	37.5	40.8	39.8	38.0	
YES!	52.3	51.9	49.5	49.6	51.0	
N of Valid	1930	1822	1633	1321	6706	
N of Miss	193	151	166	115	625	

Table 218: If a kid smoked marijuana in your neighborhood would he or she be caught by the police?

Response	6	8	10	12	Total	
NO!	13.7	21.1	25.7	32.1	22.3	
no	20.9	34.6	44.2	42.2	34.5	
yes	31.7	26.6	20.5	17.1	24.7	
YES!	33.7	17.6	9.6	8.6	18.5	
N of Valid	1928	1835	1641	1321	6725	
N of Miss	195	138	158	115	606	

Table 219: If a kid drank some beer, wine or hard liquor (for example, vodka, whiskey, or gin) in your neighborhood would he or she be caught by the police?

Response	6	8	10	12	Total	
NO!	15.1	25.2	30.6	36.5	25.8	
no	27.4	38.2	47.4	43.6	38.4	
yes	29.3	23.4	15.6	12.6	21.0	
YES!	28.3	13.2	6.3	7.4	14.7	
N of Valid	1924	1821	1643	1322	6710	
N of Miss	199	152	156	114	621	

Table 220: If a kid carried a handgun in your neighborhood would he or she be caught by the police?





Response	6	8	10	12	Total	
NO!	14.5	21.3	24.5	27.0	21.2	
no	17.8	25.8	33.4	31.7	26.6	
yes	28.8	28.3	26.5	24.4	27.2	
YES!	38.9	24.6	15.6	16.9	25.0	
N of Valid	1916	1821	1637	1320	6694	
N of Miss	207	152	162	116	637	

Table 221: If you wanted to get some cigarettes, how easy would it be for you to get some?





Response	6	8	10	12	Total	
Very hard	78.5	56.8	35.0	28.7	52.1	
Sort of hard	9.1	16.1	18.5	14.0	14.3	
Sort of easy	7.5	14.8	25.2	25.1	17.3	
Very easy	4.9	12.3	21.3	32.2	16.3	
N of Valid	1908	1816	1642	1318	6684	
N of Miss	215	157	157	118	647	

Table 222: If you wanted to get some beer, wine or hard liquor (for example, vodka, whiskey, or gin), how easy would it be for you to get some?





Response	6	8	10	12	Total	
Very hard	75.8	53.0	32.7	28.3	49.6	
Sort of hard	11.5	17.0	14.9	13.0	14.1	
Sort of easy	7.4	16.1	25.4	24.2	17.5	
Very easy	5.2	13.9	27.1	34.5	18.7	
N of Valid	1896	1810	1635	1317	6658	
N of Miss	227	163	164	119	673	

Table 223: If you wanted to get a drug like cocaine, LSD, or amphetamines, how easy would it be for you to get some?

Response	6	8	10	12	Total	
Very hard	92.1	84.0	70.1	63.0	78.7	
Sort of hard	4.8	9.1	18.1	20.4	12.3	
Sort of easy	1.7	4.2	6.9	8.6	5.0	
Very easy	1.4	2.7	4.8	8.0	3.9	
N of Valid	1894	1805	1637	1317	6653	
N of Miss	229	168	162	119	678	

Table 224: If you wanted to get a handgun, how easy would it be for you to get one?

Response	6	8	10	12	Total	
Very hard	73.4	61.6	51.2	50.6	60.2	
Sort of hard	12.8	16.1	16.5	17.6	15.6	
Sort of easy	7.0	11.5	13.8	12.9	11.1	
Very easy	6.8	10.9	18.4	18.9	13.2	
N of Valid	1884	1811	1634	1313	6642	
N of Miss	239	162	165	123	689	

Table 225: If you wanted to get some marijuana, how easy would it be for you to get some?

Response	6	8	10	12	Total	
Very hard	89.7	71.8	45.0	35.8	63.2	
Sort of hard	5.0	10.4	14.2	11.7	10.0	
Sort of easy	3.1	8.9	17.2	17.8	11.1	
Very easy	2.3	8.9	23.5	34.7	15.7	
N of Valid	1891	1799	1625	1315	6630	
N of Miss	232	174	174	121	701	

Table 226: If you wanted to get prescription drugs for the purpose of getting high, how easy would it be for you to get some?





Response	6	8	10	12	Total	
Very hard	85.3	69.8	52.4	49.8	66.0	
Sort of hard	6.0	12.0	17.5	17.8	12.8	
Sort of easy	4.4	9.1	15.3	15.0	10.4	
Very easy	4.4	9.0	14.9	17.4	10.8	
N of Valid	1884	1807	1632	1317	6640	
N of Miss	239	166	167	119	691	

Table 227: If you wanted to get synthetic marijuana such as K2 or chemical products such as bath salts to get high, how easy would it be for you to get some?





Response	6	8	10	12	Total	
Very hard	91.4	83.0	67.8	63.5	77.8	
Sort of hard	4.4	8.5	16.5	17.0	11.0	
Sort of easy	2.2	4.6	8.7	9.2	5.9	
Very easy	2.0	3.9	6.9	10.2	5.3	
N of Valid	1878	1803	1636	1314	6631	
N of Miss	245	170	163	122	700	

Table 228: If you wanted to get steroids to use or to enhance athletic performance, how easy would it be for you to get some?





Response	6	8	10	12	Total	
Very hard	89.8	82.1	67.9	64.8	77.4	
Sort of hard	6.2	9.4	16.5	17.9	11.9	
Sort of easy	2.2	4.9	9.1	8.1	5.8	
Very easy	1.8	3.6	6.4	9.1	4.9	
N of Valid	1880	1807	1632	1317	6636	
N of Miss	243	166	167	119	695	

Table 229: If you wanted to get e-cigarettes, e-cigars, or e-hookahs, how easy would it be for you to get some?





Response	6	8	10	12	Total	
Very hard	83.9	60.3	36.1	33.4	55.7	
Sort of hard	6.3	11.3	10.1	7.2	8.8	
Sort of easy	5.5	11.7	16.2	16.2	11.9	
Very easy	4.4	16.8	37.6	43.1	23.6	
N of Valid	1884	1810	1637	1319	6650	
N of Miss	239	163	162	117	681	

Table 230: During the past 12 months, have you participated in any alcohol prevention programs or seen any alcohol prevention messages in your school or community? Yes, a school-based program focused on preventing underage drinking and/or drinking and driving.



Response	6	8	10	12	Total	
No	64.1	67.1	73.6	77.1	69.9	
Yes	35.9	32.9	26.4	22.9	30.1	
N of Valid	1865	1800	1628	1314	6607	
N of Miss	0	0	0	0	0	

Table 231: During the past 12 months, have you participated in any alcohol prevention programs or seen any alcohol prevention messages in your school or community? Yes, a community-based program focused on preventing underage drinking and/or drinking and driving (for example, through your church or temple or through youth groups like Boys and Girls Club or 4-H).



Response	6	8	10	12	Total	
No	89.8	91.4	93.8	95.3	92.3	
Yes	10.2	8.6	6.2	4.7	7.7	
N of Valid	1865	1800	1628	1314	6607	
N of Miss	0	0	0	0	0	

Table 232: During the past 12 months, have you participated in any alcohol prevention programs or seen any alcohol prevention messages in your school or community? Yes, a media campaign addressing underage drinking and/or drinking and driving (for example, newspaper ads, posters, pamphlets, radio, TV).



Response	6	8	10	12	Total	
No	89.7	90.5	89.6	91.2	90.2	
Yes	10.3	9.5	10.4	8.8	9.8	
N of Valid	1865	1800	1628	1314	6607	
N of Miss	0	0	0	0	0	

Table 233: During the past 12 months, have you participated in any alcohol prevention programs or seen any alcohol prevention messages in your school or community? No



Response	6	8	10	12	Total	
No	41.4	38.6	34.5	30.2	36.7	
Yes	58.6	61.4	65.5	69.8	63.3	
N of Valid	1865	1800	1628	1314	6607	
N of Miss	0	0	0	0	0	

Table 234: How wrong do your parents feel it would be for YOU to: have one or two drinks of an alcoholic beverage nearly every day?





Response	6	8	10	12	Total	
Very wrong	89.2	84.7	79.0	69.6	81.7	
Wrong	7.2	9.3	13.7	17.7	11.4	
A little bit wrong	2.5	4.1	4.5	9.0	4.7	
Not at all wrong	1.0	1.9	2.8	3.7	2.2	
N of Valid	1934	1804	1627	1313	6678	
N of Miss	189	169	172	123	653	

Table 235: How wrong do your parents feel it would be for YOU to: smoke tobacco?





Response	6	8	10	12	Total	
Very wrong	93.5	89.1	83.1	73.8	85.9	
Wrong	4.7	6.4	11.5	14.6	8.8	
A little bit wrong	1.3	2.8	3.4	6.9	3.3	
Not at all wrong	0.6	1.6	2.0	4.7	2.0	
N of Valid	1924	1797	1627	1311	6659	
N of Miss	199	176	172	125	672	

Table 236: How wrong do your parents feel it would be for YOU to: smoke marijuana?





Response	6	8	10	12	Total	
Very wrong	96.0	88.5	81.7	72.8	85.9	
Wrong	2.4	6.0	8.9	11.8	6.8	
A little bit wrong	0.9	3.1	5.2	8.3	4.0	
Not at all wrong	0.8	2.5	4.2	7.1	3.3	
N of Valid	1913	1795	1619	1310	6637	
N of Miss	210	178	180	126	694	

Table 237: How wrong do your parents feel it would be for YOU to: use prescription drugs not prescribed to you?





Response	6	8	10	12	Total	
Very wrong	95.5	91.9	90.0	88.3	91.8	
Wrong	3.2	5.2	7.2	8.6	5.8	
A little bit wrong	0.7	1.5	1.6	1.7	1.3	
Not at all wrong	0.5	1.3	1.2	1.5	1.1	
N of Valid	1928	1796	1622	1307	6653	
N of Miss	195	177	177	129	678	

Table 238: How wrong do your parents feel it would be for YOU to: steal something?





Response	6	8	10	12	Total	
Very wrong	89.8	86.1	86.0	87.8	87.5	
Wrong	8.2	10.7	11.4	9.7	10.0	
A little bit wrong	1.4	2.4	1.9	1.7	1.8	
Not at all wrong	0.6	0.8	0.7	0.8	0.7	
N of Valid	1916	1793	1619	1309	6637	
N of Miss	207	180	180	127	694	

Table 239: How wrong do your parents feel it would be for YOU to: draw graffiti, write things, or draw pictures on buildings or other property (without the owner's permission)?

Response	6	8	10	12	Total	
Very wrong	89.1	85.5	83.1	82.3	85.3	
Wrong	7.5	9.1	11.1	12.2	9.7	
A little bit wrong	2.4	3.6	4.4	4.1	3.5	
Not at all wrong	0.9	1.8	1.4	1.5	1.4	
N of Valid	1920	1800	1620	1308	6648	
N of Miss	203	173	179	128	683	

Table 240: How wrong do your parents feel it would be for YOU to: pick a fight with someone?

Response	6	8	10	12	Total	
Very wrong	69.8	61.8	58.3	66.1	64.1	
Wrong	20.8	21.8	25.3	19.8	22.0	
A little bit wrong	6.8	13.5	13.2	11.1	11.0	
Not at all wrong	2.6	3.0	3.2	3.1	2.9	
N of Valid	1916	1797	1626	1311	6650	
N of Miss	207	176	173	125	681	

Table 241: During the past 12 months, have you talked with at least one of your parents about the dangers of underage drinking and/or drinking and driving? By parents, we mean either your biological parents, adoptive parents, stepparents, or adult guardians - whether or not they live with you.

Response	6	8	10	12	Total	
No	48.2	49.7	48.5	56.9	50.4	
Yes	51.8	50.3	51.5	43.1	49.6	
N of Valid	1847	1739	1570	1260	6416	
N of Miss	276	234	229	176	915	

Table 242: The rules in my family are clear.

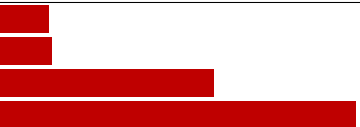
Response	6	8	10	12	Total	
NO!	5.2	5.2	4.8	6.7	5.4	
no	4.9	6.7	5.7	6.4	5.9	
yes	28.2	32.0	36.8	34.9	32.6	
YES!	61.7	56.2	52.8	52.0	56.1	
N of Valid	1900	1803	1617	1305	6625	
N of Miss	223	170	182	131	706	

Table 243: People in my family have serious arguments about the same things, and often insult or yell at each other.

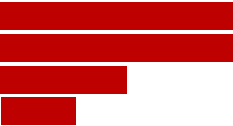
Response	6	8	10	12	Total	
NO!	42.9	35.3	30.8	32.5	35.8	
no	34.0	35.8	38.1	37.1	36.1	
yes	15.6	18.9	19.8	19.5	18.3	
YES!	7.5	9.9	11.3	10.9	9.8	
N of Valid	1881	1791	1619	1306	6597	
N of Miss	242	182	180	130	734	

Table 244: When I am not at home, one of my parents knows where I am and who I am with.


Response	6	8	10	12	Total	
NO!	6.0	5.5	4.9	7.7	5.9	
no	3.3	4.3	5.2	7.5	4.9	
yes	21.9	29.8	33.9	36.1	29.8	
YES!	68.8	60.4	56.0	48.7	59.4	
N of Valid	1893	1789	1621	1308	6611	
N of Miss	230	184	178	128	720	

Table 245: My family has clear rules about alcohol and drug use.


Response	6	8	10	12	Total	
NO!	6.8	5.8	6.1	6.9	6.4	
no	5.0	7.4	7.0	9.8	7.1	
yes	18.0	24.9	30.2	32.7	25.8	
YES!	70.2	61.9	56.6	50.6	60.7	
N of Valid	1881	1788	1618	1304	6591	
N of Miss	242	185	181	132	740	

Table 246: If you skipped school would you be caught by your parents?


Response	6	8	10	12	Total	
NO!	5.8	7.5	7.2	11.8	7.8	
no	4.1	7.8	12.1	18.1	9.8	
yes	18.9	25.8	30.4	29.7	25.7	
YES!	71.1	58.9	50.3	40.4	56.7	
N of Valid	1892	1785	1617	1302	6596	
N of Miss	231	188	182	134	735	

Table 247: My parents ask if I've gotten my homework done.

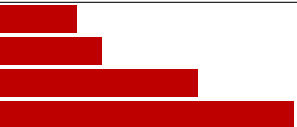
Response	6	8	10	12	Total	
NO!	5.1	8.9	11.1	17.4	10.0	
no	7.1	12.8	17.0	22.8	14.2	
yes	26.4	30.4	33.2	30.4	29.9	
YES!	61.4	47.9	38.7	29.4	45.9	
N of Valid	1897	1789	1617	1304	6607	
N of Miss	226	184	182	132	724	

Table 248: Would your parents know if you did not come home on time?





Response	6	8	10	12	Total	
NO!	4.8	6.0	5.7	10.1	6.4	
no	4.9	6.5	8.2	10.0	7.1	
yes	20.6	27.1	32.7	31.2	27.4	
YES!	69.8	60.3	53.5	48.7	59.0	
N of Valid	1886	1789	1614	1301	6590	
N of Miss	237	184	185	135	741	

Table 249: Do you know how to properly dispose of leftover prescription drugs?



Response	6	8	10	12	Total	
No	74.1	68.1	57.1	52.3	63.9	
Yes	25.9	31.9	42.9	47.7	36.1	
N of Valid	1812	1767	1581	1283	6443	
N of Miss	311	206	218	153	888	

Table 250: Have any of your brothers or sisters ever: drunk beer, wine or hard liquor (for example, vodka, whiskey or gin)?




Response	6	8	10	12	Total	
No	74.9	62.3	48.2	43.7	58.8	
Yes	20.5	32.4	46.8	51.8	36.4	
I don't have any brothers or sisters	4.5	5.3	5.0	4.5	4.8	
N of Valid	1898	1806	1621	1310	6635	
N of Miss	225	167	178	126	696	

Table 251: Have any of your brothers or sisters ever: smoked marijuana?




Response	6	8	10	12	Total	
No	90.7	77.8	66.5	60.8	75.4	
Yes	4.7	16.8	28.4	34.7	19.7	
I don't have any brothers or sisters	4.5	5.4	5.1	4.5	4.9	
N of Valid	1881	1795	1616	1312	6604	
N of Miss	242	178	183	124	727	

Table 252: Have any of your brothers or sisters ever: smoked cigarettes?




Response	6	8	10	12	Total	
No	82.7	71.3	62.8	58.6	69.9	
Yes	12.8	23.4	32.1	37.0	25.2	
I don't have any brothers or sisters	4.5	5.3	5.1	4.4	4.8	
N of Valid	1885	1789	1616	1311	6601	
N of Miss	238	184	183	125	730	

Table 253: Have any of your brothers or sisters ever: taken a handgun to school?




Response	6	8	10	12	Total	
No	94.6	93.4	93.1	94.9	94.0	
Yes	0.9	1.3	1.7	0.7	1.2	
I don't have any brothers or sisters	4.5	5.3	5.1	4.4	4.9	
N of Valid	1881	1792	1613	1308	6594	
N of Miss	242	181	186	128	737	

Table 254: Have any of your brothers or sisters ever: been suspended or expelled from school?




Response	6	8	10	12	Total	
No	80.2	74.3	70.2	74.0	74.9	
Yes	15.4	20.3	24.7	21.5	20.2	
I don't have any brothers or sisters	4.4	5.3	5.1	4.5	4.9	
N of Valid	1880	1795	1613	1309	6597	
N of Miss	243	178	186	127	734	

Table 255: Have any of your brothers or sisters ever: used e-cigarettes, e-cigars or e-hookahs (vaping)?




Response	6	8	10	12	Total	
No	80.8	67.3	55.8	57.5	66.4	
Yes	14.7	27.2	39.1	37.9	28.7	
I don't have any brothers or sisters	4.5	5.5	5.1	4.6	4.9	
N of Valid	1879	1793	1616	1313	6601	
N of Miss	244	180	183	123	730	

Table 256: Have any of your brothers or sisters ever: used prescription drugs not prescribed to him/her?




Response	6	8	10	12	Total	
No	92.4	88.4	82.9	82.5	87.0	
Yes	3.1	6.2	12.0	13.0	8.1	
I don't have any brothers or sisters	4.5	5.4	5.1	4.5	4.9	
N of Valid	1878	1788	1612	1311	6589	
N of Miss	245	185	187	125	742	

Table 257: Have you changed homes in the past year (the last 12 months)?



Response	6	8	10	12	Total	
No	73.4	76.6	76.8	78.9	76.2	
Yes	26.6	23.4	23.2	21.1	23.8	
N of Valid	1862	1777	1598	1298	6535	
N of Miss	261	196	201	138	796	

Table 258: How many times have you changed homes since kindergarten?






Response	6	8	10	12	Total	
Never	36.4	32.0	30.0	31.0	32.5	
1 or 2 times	32.5	31.2	30.9	29.4	31.1	
3 or 4 times	17.7	19.1	19.0	16.8	18.2	
5 or 6 times	7.1	9.6	11.4	10.8	9.6	
7 or more times	6.4	8.1	8.7	12.0	8.5	
N of Valid	1884	1804	1616	1308	6612	
N of Miss	239	169	183	128	719	

Table 259: Have you changed schools (including changing from elementary to middle and middle to high school) in the past year?



Response	6	8	10	12	Total	
No	59.0	67.6	72.0	80.6	68.8	
Yes	41.0	32.4	28.0	19.4	31.2	
N of Valid	1863	1772	1598	1289	6522	
N of Miss	260	201	201	147	809	

Table 260: How many times have you changed schools since kindergarten (including changing from elementary to middle and middle to high school)?






Response	6	8	10	12	Total	
Never	37.7	30.9	27.4	33.6	32.5	
1 or 2 times	41.0	38.6	30.3	25.5	34.7	
3 or 4 times	13.1	17.7	26.3	23.3	19.6	
5 or 6 times	4.8	7.0	10.4	10.2	7.8	
7 or more times	3.3	5.7	5.7	7.4	5.3	
N of Valid	1889	1788	1603	1300	6580	
N of Miss	234	185	196	136	751	

Table 261: Has anyone in your family ever had severe alcohol or drug problems?



Response	6	8	10	12	Total	
No	68.3	57.9	48.4	51.4	57.2	
Yes	31.7	42.1	51.6	48.6	42.8	
N of Valid	1865	1776	1601	1300	6542	
N of Miss	258	197	198	136	789	

Table 262: About how many adults (over 21) have you known personally who in the past year have: used marijuana, crack, cocaine, or other drugs?






Response	6	8	10	12	Total	
0	77.9	68.9	54.4	53.2	64.8	
1	12.1	13.3	17.5	14.5	14.2	
2	4.3	8.2	10.7	10.3	8.1	
3-4	2.8	4.2	7.5	8.5	5.5	
5	3.0	5.3	10.0	13.5	7.4	
N of Valid	1892	1798	1615	1312	6617	
N of Miss	231	175	184	124	714	

Table 263: About how many adults (over 21) have you known personally who in the past year have: sold or dealt drugs?






Response	6	8	10	12	Total	
0	88.7	80.4	71.7	69.7	78.5	
1	6.6	10.4	12.0	11.8	10.0	
2	2.0	4.5	7.1	6.8	4.9	
3-4	1.3	2.1	4.5	4.4	2.9	
5	1.3	2.6	4.8	7.3	3.7	
N of Valid	1883	1784	1616	1309	6592	
N of Miss	240	189	183	127	739	

Table 264: About how many adults (over 21) have you known personally who in the past year have: done other things that could get them in trouble with the police, like stealing, selling stolen goods, mugging or assaulting others, etc.?






Response	6	8	10	12	Total	
0	84.2	77.0	70.5	70.6	76.2	
1	9.8	11.5	12.6	11.5	11.3	
2	2.1	5.1	6.3	5.1	4.5	
3-4	2.0	2.8	4.5	4.4	3.3	
5	1.9	3.6	6.1	8.4	4.7	
N of Valid	1882	1790	1615	1312	6599	
N of Miss	241	183	184	124	732	

Table 265: About how many adults (over 21) have you known personally who in the past year have: gotten drunk or high?










Response	6	8	10	12	Total	
0	64.2	48.6	36.7	36.4	47.8	
1	17.4	17.7	17.1	15.5	17.0	
2	6.9	11.7	14.1	11.6	10.9	
3-4	4.8	8.7	9.9	10.4	8.2	
5	6.7	13.3	22.2	26.1	16.1	
N of Valid	1889	1787	1605	1298	6579	
N of Miss	234	186	194	138	752	

Table 266: How honest were you in filling out this survey?

Response	6	8	10	12	Total	
I was very honest	83.7	79.1	76.6	78.7	79.7	
I was honest pretty much of the time	13.4	17.0	17.9	16.3	16.0	
I was honest some of the time	2.5	3.0	4.0	3.8	3.3	
I was honest once in a while	0.4	0.9	1.5	1.3	1.0	
I was not honest at all	0.0	0.0	0.0	0.0	0.0	
N of Valid	1922	1823	1638	1326	6709	
N of Miss	201	150	161	110	622	