

2018 APNA

Arkansas Prevention Needs Assessment Survey

Region 4 Frequency Distribution Tables

Counties: Clay, Craighead, Greene, Lawrence, Mississippi, Poinsett, Randolph

Arkansas Department of Human Services
Division of Aging, Adult & Behavioral Health Services
And
University of Arkansas at Little Rock
MidSOUTH Center for Prevention and Training

Conducted by International Survey Associates dba Pride Surveys

Contents

1 INTRODUCTION

11

2 PERCENTAGE TABLES

15

List of Frequency Distribution Tables

1	Gender	16
2	Age	16
3	Are you Hispanic or Latino?	16
4	What is your race? Black or African American	17
5	What is your race? Asian	17
6	What is your race? American Indian	17
7	What is your race? Alaska Native	17
8	What is your race? White	18
9	What is your race? Native Hawaiian or Other Pacific Islander	18
10	What is your race? Other	18
11	What is the highest level of schooling completed by your mother or father?	19
12	Think of where you live most of the time. Which of the following people live there with you? Mother	19
13	Think of where you live most of the time. Which of the following people live there with you? Stepmother	19
14	Think of where you live most of the time. Which of the following people live there with you? Foster Mother	20
15	Think of where you live most of the time. Which of the following people live there with you? Grandmother	20
16	Think of where you live most of the time. Which of the following people live there with you? Aunt	20
17	Think of where you live most of the time. Which of the following people live there with you? Father	20
18	Think of where you live most of the time. Which of the following people live there with you? Stepfather	21
19	Think of where you live most of the time. Which of the following people live there with you? Foster Father	21
20	Think of where you live most of the time. Which of the following people live there with you? Grandfather	21
21	Think of where you live most of the time. Which of the following people live there with you? Uncle	21
22	Think of where you live most of the time. Which of the following people live there with you? Other Adults	22
23	Think of where you live most of the time. Which of the following people live there with you? Brother(s)	22
24	Think of where you live most of the time. Which of the following people live there with you? Stepbrother(s)	22
25	Think of where you live most of the time. Which of the following people live there with you? Sister(s)	22
26	Think of where you live most of the time. Which of the following people live there with you? Stepsister(s)	23

27	Think of where you live most of the time. Which of the following people live there with you? Other Children	23
28	In my school, students have lots of chances to help decide things like class activities and rules.	23
29	Teachers ask me to work on special classroom projects.	23
30	My teacher(s) notices when I am doing a good job and lets me know about it.	24
31	There are lots of chances for students in my school to get involved in sports, clubs, and other school activities outside of class.	24
32	There are lots of chances for students in my school to talk with a teacher one-on-one.	24
33	I feel safe at my school.	25
34	The school lets my parents know when I have done something well.	25
35	My teachers praise me when I work hard in school.	25
36	Are your school grades better than the grades of most students in your class?	26
37	I have lots of chances to be part of class discussions or activities.	26
38	Now thinking back over the past year in school, how often did you: enjoy being in school?	26
39	Now thinking back over the past year in school, how often did you: hate being in school?	27
40	Now thinking back over the past year in school, how often did you: try to do your best work in school?	27
41	How often do you feel that the school work you are assigned is meaningful and important?	27
42	Putting them all together, what were your grades like last year?	28
43	How important do you think the things you are learning in school are going to be for your later life?	28
44	During the LAST FOUR WEEKS how many whole days of school have you missed because you skipped or "cut"?	28
45	What are the chances you would be seen as cool if you: smoked cigarettes?	29
46	What are the chances you would be seen as cool if you: worked hard at school?	29
47	What are the chances you would be seen as cool if you: began drinking alcoholic beverages regularly, that is, at least once or twice a month?	29
48	What are the chances you would be seen as cool if you: defended someone who was being bullied?	30
49	What are the chances you would be seen as cool if you: smoked marijuana?	30
50	What are the chances you would be seen as cool if you: carried a handgun?	30
51	What are the chances you would be seen as cool if you: used e-cigarettes, e-cigars or e-hookahs (vaping)?	31

52	What are the chances you would be seen as cool if you: bullied someone or cyber bullied someone?	31
53	Think of your four best friends (the friends you feel closest to). In the past year (12 months), how many of your best friends have: participated in clubs, organizations or activities at school?	31
54	Think of your four best friends (the friends you feel closest to). In the past year (12 months), how many of your best friends have: smoked cigarettes?	32
55	Think of your four best friends (the friends you feel closest to). In the past year (12 months), how many of your best friends have: tried beer, wine or hard liquor (for example, vodka, whiskey, or gin) when their parents didn't know about it?	32
56	Think of your four best friends (the friends you feel closest to). In the past year (12 months), how many of your best friends have: used e-cigarettes, e-cigars, or e-hookahs?	32
57	Think of your four best friends (the friends you feel closest to). In the past year (12 months), how many of your best friends have: used marijuana?	33
58	Think of your four best friends (the friends you feel closest to). In the past year (12 months), how many of your best friends have: used prescription drugs or non-prescription drugs for the purpose of getting high?	33
59	Think of your four best friends (the friends you feel closest to). In the past year (12 months), how many of your best friends have: used synthetic marijuana (K2, spice) or bath salts?	33
60	Think of your four best friends (the friends you feel closest to). In the past year (12 months), how many of your best friends have: used LSD, cocaine, amphetamines, or other illegal drugs?	34
61	Think of your four best friends (the friends you feel closest to). In the past year (12 months), how many of your best friends have: been bullied?	34
62	Think of your four best friends (the friends you feel closest to). In the past year (12 months), how many of your best friends have: been suspended from school?	34
63	Think of your four best friends (the friends you feel closest to). In the past year (12 months), how many of your best friends have: carried a handgun?	35
64	Think of your four best friends (the friends you feel closest to). In the past year (12 months), how many of your best friends have: sold illegal drugs?	35
65	Think of your four best friends (the friends you feel closest to). In the past year (12 months), how many of your best friends have: regularly attended religious services?	35

66	Think of your four best friends (the friends you feel closest to). In the past year (12 months), how many of your best friends have: stolen or tried to steal a motor vehicle such as a car or motorcycle?	36
67	Think of your four best friends (the friends you feel closest to). In the past year (12 months), how many of your best friends have: been arrested?	36
68	Think of your four best friends (the friends you feel closest to). In the past year (12 months), how many of your best friends have: dropped out of school?	36
69	Think of your four best friends (the friends you feel closest to). In the past year (12 months), how many of your best friends have: been members of a gang?	37
70	How old were you when you first: smoked marijuana?	37
71	How old were you when you first: smoked a cigarette, even just a puff?	38
72	How old were you when you first: had more than a sip or two of beer, wine or hard liquor (for example, vodka, whiskey, or gin)?	38
73	How old were you when you first: began drinking alcoholic beverages regularly, that is, at least once or twice a month?	39
74	How old were you when you first: used Pegaramide (peg, Peggy)?	39
75	How old were you when you first: got suspended from school?	40
76	How old were you when you first: got arrested?	40
77	How old were you when you first: carried a handgun?	41
78	How old were you when you first: used e-cigarettes, e-cigars, or e-hookahs (vaping)?	41
79	How old were you when you first: belonged to a gang?	42
80	How old were you when you first: used prescription drugs not prescribed to you?	42
81	How wrong do you think it is for someone your age to: take a handgun to school?	43
82	How wrong do you think it is for someone your age to: steal anything?	43
83	How wrong do you think it is for someone your age to: pick a fight with someone?	43
84	How wrong do you think it is for someone your age to: attack someone with the idea of seriously hurting them?	44
85	How wrong do you think it is for someone your age to: stay away from school all day when their parents think they are at school?	44
86	How wrong do you think it is for someone your age to: drink beer, wine or hard liquor (for example, vodka, whiskey, or gin) regularly?	44
87	How wrong do you think it is for someone your age to: smoke cigarettes?	45
88	How wrong do you think it is for someone your age to: smoke marijuana?	45

89	How wrong do you think it is for someone your age to: use prescription drugs or non-prescription drugs for the purpose of getting high?	45
90	How wrong do you think it is for someone your age to: use synthetic marijuana (K2, spice) or bath salts?	46
91	How wrong do you think it is for someone your age to: use LSD, cocaine, amphetamines or another illegal drug?	46
92	How wrong do you think it is for someone your age to: use e-cigarettes, e-cigars or e-hookahs (vaping)?	46
93	At school during the past 12 months, did you receive help from the resource teacher, speech therapist or other special education teacher?	47
94	How many times in the past year (12 months) have you: been suspended from school?	47
95	How many times in the past year (12 months) have you: carried a handgun?	47
96	How many times in the past year (12 months) have you: sold illegal drugs?	48
97	How many times in the past year (12 months) have you: stolen or tried to steal a motor vehicle such as a car or motorcycle?	48
98	How many times in the past year (12 months) have you: participated in clubs, organizations or activities at school?	48
99	How many times in the past year (12 months) have you: been arrested?	49
100	How many times in the past year (12 months) have you: attacked someone with the idea of seriously hurting them?	49
101	How many times in the past year (12 months) have you: been drunk or high at school?	49
102	How many times in the past year (12 months) have you: taken a handgun to school?	50
103	How many times in the past year (12 months) have you: used e-cigarettes, e-cigars, or e-hookahs (vaping)?	50
104	Are you currently on probation, or assigned a probation officer with Juvenile Court?	50
105	Have you ever belonged to a gang?	51
106	If you have ever belonged to a gang, did that gang have a name?	51
107	You are at a party at someone's house, and one of your friends offers you a drink containing alcohol. What would you say or do?	51
108	How often do you attend religious services or activities?	52
109	I think sometimes it's okay to cheat at school.	52
110	It is important to think before you act.	52
111	Sometimes I think that life is not worth it.	53
112	At times I think I am no good at all.	53
113	All in all, I am inclined to think that I am a failure.	53
114	In the past year, have you felt depressed or sad MOST days, even if you felt okay sometimes?	54
115	It is all right to beat up people if they start the fight.	54

116	I think it is okay to take something without asking if you can get away with it.	54
117	Where do you get the most information about living a drug and alcohol free life? Parents/guardians	55
118	Where do you get the most information about living a drug and alcohol free life? Friends	55
119	Where do you get the most information about living a drug and alcohol free life? Family members	55
120	Where do you get the most information about living a drug and alcohol free life? School	56
121	Where do you get the most information about living a drug and alcohol free life? Internet	56
122	Where do you get the most information about living a drug and alcohol free life? TV	56
123	Where do you get the most information about living a drug and alcohol free life? Social media	57
124	How much do you think people risk harming themselves (physically or in other ways) if they: smoked one or more packs of cigarettes per day?	57
125	How much do you think people risk harming themselves (physically or in other ways) if they: try marijuana once or twice?	57
126	How much do you think people risk harming themselves (physically or in other ways) if they: smoke marijuana once or twice a week?	58
127	How much do you think people risk harming themselves (physically or in other ways) if they: take one or two drinks of an alcoholic beverage (beer, wine, liquor) nearly every day?	58
128	How much do you think people risk harming themselves (physically or in other ways) if they: have five or more drinks of an alcoholic beverage once or twice a weekend?	58
129	How much do you think people risk harming themselves (physically or in other ways) if they: use prescription drugs that are not prescribed to them?	59
130	How much do you think people risk harming themselves (physically or in other ways) if they: use non-prescription drugs to get high?	59
131	How much do you think people risk harming themselves (physically or in other ways) if they: use e-cigarettes, e-cigars, or e-hookahs?	59
132	Have you ever used smokeless tobacco (chew, snuff, plug, dipping tobacco, or chewing tobacco)?	60
133	How often have you used smokeless tobacco during the past 30 days?	60
134	Have you ever smoked cigarettes?	60
135	How frequently have you smoked cigarettes during the past 30 days?	61
136	Which statement best describes rules about smoking inside your home or your family cars?	61
137	Have you ever used e-cigarettes, e-cigars, or e-hookahs (vaping)?	61

138	How frequently have you used e-cigarettes, e-cigars, or e-hookahs (vaping)?	62
139	During this school year, were you taught in any of your classes about the dangers of tobacco use?	62
140	During the past 12 months, have you participated in any community activities to discourage people your age from using cigarettes, chewing tobacco, snuff, dip or cigars, e-cigarettes, e-cigars, or e-hookahs?	62
141	Think back over the last two weeks. How many times have you had five or more alcoholic drinks in a row?	63
142	During the past 30 days, how many times did you ride in a car or other vehicle driven by someone who had been drinking alcohol or using drugs to get high?	63
143	During the past 30 days, how many times did you drive a car or other vehicle when you had been drinking alcohol or using drugs to get high?	63
144	If you drank alcohol (not just a sip or taste) in the past year, where did you usually drink it?	64
145	How do you feel about someone your age having one or two drinks of an alcoholic beverage nearly every day?	64
146	On how many occasions have you had alcoholic beverages (beer, wine or hard liquor) to drink in your lifetime - more than just a few sips?	64
147	On how many occasions have you drunk one or more drinks of an alcoholic beverage during the past 30 days?	65
148	On how many occasions have you used marijuana (grass, pot) or hashish (hash, hash oil) in your lifetime?	65
149	On how many occasions have you used marijuana (grass, pot) or hashish (hash, hash oil) during the past 30 days?	65
150	On how many occasions have you used LSD or other psychedelics in your lifetime?	66
151	On how many occasions have you used LSD or other psychedelics during the past 30 days?	66
152	On how many occasions have you used cocaine or crack in your lifetime?	66
153	On how many occasions have you used cocaine or crack during the past 30 days?	67
154	On how many occasions have you sniffed glue, breathed the contents of an aerosol spray can, or inhaled other gases or sprays, in order to get high in your lifetime?	67
155	On how many occasions have you sniffed glue, breathed the contents of an aerosol spray can, or inhaled other gases or sprays, in order to get high during the past 30 days?	67
156	On how many occasions have you used Pegaramide (peg, Peggy, etc.) in your lifetime?	68

157	On how many occasions have you used Pegaramide (peg, Peggy, etc.) during the past 30 days?	68
158	On how many occasions have you used synthetic marijuana (K2, spice) in your lifetime?	68
159	On how many occasions have you used synthetic marijuana (K2, spice) during the past 30 days?	69
160	On how many occasions have you used methamphetamines (meth, speed, crank, crystal meth) in your lifetime?	69
161	On how many occasions have you used methamphetamines (meth, speed, crank, crystal meth) in the past 30 days?	69
162	On how many occasions have you used other chemical products (bath salts, plant food, etc.) in your lifetime?	70
163	On how many occasions have you used other chemical products (bath salts, plant food, etc.) during the past 30 days?	70
164	On how many occasions have you used heroin or other opiates in your lifetime?	70
165	On how many occasions have you used heroin or other opiates during the past 30 days?	71
166	On how many occasions have you used MDMA ('X', 'E', or ecstasy) in your lifetime?	71
167	On how many occasions have you used MDMA ('X', 'E', or ecstasy) during the past 30 days?	71
168	On how many occasions have you taken prescription drugs (such as Valium, Xanax, Ritalin, Adderall, OxyContin, Tramadol, or sleeping pills) not prescribed to you in your lifetime?	72
169	On how many occasions have you taken prescription drugs (such as Valium, Xanax, Ritalin, Adderall, OxyContin, Tramadol, or sleeping pills) not prescribed to you during the past 30 days?	72
170	On how many occasions have you taken non-prescription medicines such as diet pills (for example, Dietac, Dexatrim or Prolamine), stay-awake pills (for example No-Doz, Vivarin, or Wake), or cough or cold medicines (robos, DXM, etc.) to get high in your lifetime?	72
171	On how many occasions have you taken non-prescription medicines such as diet pills (for example, Dietac, Dexatrim or Prolamine), stay-awake pills (for example No-Doz, Vivarin, or Wake), or cough or cold medicines (robos, DXM, etc.) to get high during the past 30 days?	73
172	On how many occasions have you been drunk or very high from drinking alcoholic beverages during the past 30 days?	73
173	On how many occasions have you drunk flavored alcoholic beverages, sometimes called 'alcopops' (like Mike's Hard Lemonade, Smirnoff Ice, Bacardi Breezers, etc.) in your lifetime?	73
174	On how many occasions have you drunk flavored alcoholic beverages, sometimes called 'alcopops' (like Mike's Hard Lemonade, Smirnoff Ice, Bacardi Breezers, etc.) during the past 30 days?	74

175	If you smoked cigarettes (not just a puff or drag) in the past year, how did you usually get them?	74
176	If you used e-cigarettes, e-cigars, or e-hookahs (not just a puff or drag) in the past year, how did you usually get them? - I did not use e-cigarettes, e-cigars, or e-hookahs in the past year	75
177	If you used e-cigarettes, e-cigars, or e-hookahs (not just a puff or drag) in the past year, how did you usually get them? - I bought them in a store such as a convenience store, supermarket, discount store, or gas station	75
178	If you used e-cigarettes, e-cigars, or e-hookahs (not just a puff or drag) in the past year, how did you usually get them? - I got them on the Internet	75
179	If you used e-cigarettes, e-cigars, or e-hookahs (not just a puff or drag) in the past year, how did you usually get them? - I got them at a store that sells electronic cigarettes, such as a "vape shop"	75
180	If you used e-cigarettes, e-cigars, or e-hookahs (not just a puff or drag) in the past year, how did you usually get them? - I got them from a family member	76
181	If you used e-cigarettes, e-cigars, or e-hookahs (not just a puff or drag) in the past year, how did you usually get them? - I got them from a friend	76
182	If you used e-cigarettes, e-cigars, or e-hookahs (not just a puff or drag) in the past year, how did you usually get them? - A stranger got them for me	76
183	If you used e-cigarettes, e-cigars, or e-hookahs (not just a puff or drag) in the past year, how did you usually get them? - I took them from a store or shop	76
184	If you used e-cigarettes, e-cigars, or e-hookahs (not just a puff or drag) in the past year, how did you usually get them? - I got them some other way	77
185	If you used marijuana (grass, pot) (not just a puff or drag) in the past year, how did you usually get it? - I did not use marijuana (grass, pot) in the past year	77
186	If you used marijuana (grass, pot) (not just a puff or drag) in the past year, how did you usually get it? - I bought it myself	77
187	If you used marijuana (grass, pot) (not just a puff or drag) in the past year, how did you usually get it? - I got it from someone at school	77
188	If you used marijuana (grass, pot) (not just a puff or drag) in the past year, how did you usually get it? - I got it from someone with a medical marijuana card	78
189	If you used marijuana (grass, pot) (not just a puff or drag) in the past year, how did you usually get it? - I got it from my brother or sister	78

190	If you used marijuana (grass, pot) (not just a puff or drag) in the past year, how did you usually get it? - I got it from another relative	78
191	If you used marijuana (grass, pot) (not just a puff or drag) in the past year, how did you usually get it? - Other	78
192	If you drank alcohol (not just a sip or taste) in the past year, how did you usually get it?	79
193	If you used prescription drugs or over the counter drugs without a doctor telling you to use it or for the purpose of getting high, where did you get these drugs? - Did not use	79
194	If you used prescription drugs or over the counter drugs without a doctor telling you to use it or for the purpose of getting high, where did you get these drugs? - Bought or took from store or shop	80
195	If you used prescription drugs or over the counter drugs without a doctor telling you to use it or for the purpose of getting high, where did you get these drugs? - Got from parents with permission	80
196	If you used prescription drugs or over the counter drugs without a doctor telling you to use it or for the purpose of getting high, where did you get these drugs? - Got from home without permission	80
197	If you used prescription drugs or over the counter drugs without a doctor telling you to use it or for the purpose of getting high, where did you get these drugs? - Got from relative with permission	80
198	If you used prescription drugs or over the counter drugs without a doctor telling you to use it or for the purpose of getting high, where did you get these drugs? - Got from relative without permission	81
199	If you used prescription drugs or over the counter drugs without a doctor telling you to use it or for the purpose of getting high, where did you get these drugs? - Got from friend's home with permission	81
200	If you used prescription drugs or over the counter drugs without a doctor telling you to use it or for the purpose of getting high, where did you get these drugs? - Got from friend's home without permission	81
201	If you used prescription drugs or over the counter drugs without a doctor telling you to use it or for the purpose of getting high, where did you get these drugs? - Got from friend at school	81
202	If you used prescription drugs or over the counter drugs without a doctor telling you to use it or for the purpose of getting high, where did you get these drugs? - Got from friend at party	82
203	If you used prescription drugs or over the counter drugs without a doctor telling you to use it or for the purpose of getting high, where did you get these drugs? - Got from friend, elsewhere	82
204	If you used prescription drugs or over the counter drugs without a doctor telling you to use it or for the purpose of getting high, where did you get these drugs? - Got from internet sale	82
205	During the last month, about how many marijuana cigarettes, or the equivalent, did you smoke a day, on the average?	83

206	How wrong do your friends feel it would be for YOU to: have one or two drinks of an alcoholic beverage nearly every day?	83
207	How wrong do your friends feel it would be for YOU to: smoke tobacco?	83
208	How wrong do your friends feel it would be for YOU to: smoke marijuana?	84
209	How wrong do your friends feel it would be for YOU to: use prescription drugs not prescribed to you?	84
210	How wrong would most adults (over 21) in your neighborhood think it is for kids your age: to use marijuana?	84
211	How wrong would most adults (over 21) in your neighborhood think it is for kids your age: to drink alcohol?	85
212	How wrong would most adults (over 21) in your neighborhood think it is for kids your age: to smoke cigarettes?	85
213	How much do each of the following statements describe your neighborhood? crime and/or drug selling	85
214	How much do each of the following statements describe your neighborhood? fights	86
215	How much do each of the following statements describe your neighborhood? lots of empty or abandoned buildings	86
216	How much do each of the following statements describe your neighborhood? lots of graffiti	86
217	I feel safe in my neighborhood.	87
218	If a kid smoked marijuana in your neighborhood would he or she be caught by the police?	87
219	If a kid drank some beer, wine or hard liquor (for example, vodka, whiskey, or gin) in your neighborhood would he or she be caught by the police?	87
220	If a kid carried a handgun in your neighborhood would he or she be caught by the police?	88
221	If you wanted to get some cigarettes, how easy would it be for you to get some?	88
222	If you wanted to get some beer, wine or hard liquor (for example, vodka, whiskey, or gin), how easy would it be for you to get some?	88
223	If you wanted to get a drug like cocaine, LSD, or amphetamines, how easy would it be for you to get some?	89
224	If you wanted to get a handgun, how easy would it be for you to get one?	89
225	If you wanted to get some marijuana, how easy would it be for you to get some?	89
226	If you wanted to get prescription drugs for the purpose of getting high, how easy would it be for you to get some?	90
227	If you wanted to get synthetic marijuana such as K2 or chemical products such as bath salts to get high, how easy would it be for you to get some?	90

228	If you wanted to get steroids to use or to enhance athletic performance, how easy would it be for you to get some?	90
229	If you wanted to get e-cigarettes, e-cigars, or e-hookahs, how easy would it be for you to get some?	91
230	During the past 12 months, have you participated in any alcohol prevention programs or seen any alcohol prevention messages in your school or community? Yes, a school-based program focused on preventing underage drinking and/or drinking and driving.	91
231	During the past 12 months, have you participated in any alcohol prevention programs or seen any alcohol prevention messages in your school or community? Yes, a community-based program focused on preventing underage drinking and/or drinking and driving (for example, through your church or temple or through youth groups like Boys and Girls Club or 4-H).	91
232	During the past 12 months, have you participated in any alcohol prevention programs or seen any alcohol prevention messages in your school or community? Yes, a media campaign addressing underage drinking and/or drinking and driving (for example, newspaper ads, posters, pamphlets, radio, TV).	92
233	During the past 12 months, have you participated in any alcohol prevention programs or seen any alcohol prevention messages in your school or community? No	92
234	How wrong do your parents feel it would be for YOU to: have one or two drinks of an alcoholic beverage nearly every day?	92
235	How wrong do your parents feel it would be for YOU to: smoke tobacco?	92
236	How wrong do your parents feel it would be for YOU to: smoke marijuana?	93
237	How wrong do your parents feel it would be for YOU to: use prescription drugs not prescribed to you?	93
238	How wrong do your parents feel it would be for YOU to: steal something?	93
239	How wrong do your parents feel it would be for YOU to: draw graffiti, write things, or draw pictures on buildings or other property (without the owner's permission)?	94
240	How wrong do your parents feel it would be for YOU to: pick a fight with someone?	94
241	During the past 12 months, have you talked with at least one of your parents about the dangers of underage drinking and/or drinking and driving? By parents, we mean either your biological parents, adoptive parents, stepparents, or adult guardians - whether or not they live with you.	94
242	The rules in my family are clear.	95
243	People in my family have serious arguments about the same things, and often insult or yell at each other.	95

244	When I am not at home, one of my parents knows where I am and who I am with.	95
245	My family has clear rules about alcohol and drug use.	96
246	If you skipped school would you be caught by your parents?	96
247	My parents ask if I've gotten my homework done.	96
248	Would your parents know if you did not come home on time?	97
249	Do you know how to properly dispose of leftover prescription drugs?	97
250	Have any of your brothers or sisters ever: drunk beer, wine or hard liquor (for example, vodka, whiskey or gin)?	97
251	Have any of your brothers or sisters ever: smoked marijuana?	97
252	Have any of your brothers or sisters ever: smoked cigarettes?	98
253	Have any of your brothers or sisters ever: taken a handgun to school?	98
254	Have any of your brothers or sisters ever: been suspended or expelled from school?	98
255	Have any of your brothers or sisters ever: used e-cigarettes, e-cigars or e-hookahs (vaping)?	98
256	Have any of your brothers or sisters ever: used prescription drugs not prescribed to him/her?	99
257	Have you changed homes in the past year (the last 12 months)?	99
258	How many times have you changed homes since kindergarten?	99
259	Have you changed schools (including changing from elementary to middle and middle to high school) in the past year?	99
260	How many times have you changed schools since kindergarten (including changing from elementary to middle and middle to high school)?	100
261	Has anyone in your family ever had severe alcohol or drug problems?	100
262	About how many adults (over 21) have you known personally who in the past year have: used marijuana, crack, cocaine, or other drugs?	100
263	About how many adults (over 21) have you known personally who in the past year have: sold or dealt drugs?	101
264	About how many adults (over 21) have you known personally who in the past year have: done other things that could get them in trouble with the police, like stealing, selling stolen goods, mugging or assaulting others, etc.?	101
265	About how many adults (over 21) have you known personally who in the past year have: gotten drunk or high?	101
266	How honest were you in filling out this survey?	102

List of Figures

1	Grade Chart	12
2	Gender Chart	13
3	Age Chart	14

1 INTRODUCTION

This report was generated from data collected on the *2018 Arkansas Prevention Needs Assessment Student Survey*. This report contains basic frequency tables of all data collected and graphs on the selected demographic variables of grade, gender and age.

Questions regarding the information found in this report can be directed to:

International Survey Associates dba Pride Surveys

Mr. Jay Gleaton

2140 Newmarket Parkway

Suite 116

Marietta, GA 30067

Telephone: (800) 279-6361

Fax: (770) 726-9327

Website: <http://www.pridesurveys.com>

Grade Chart

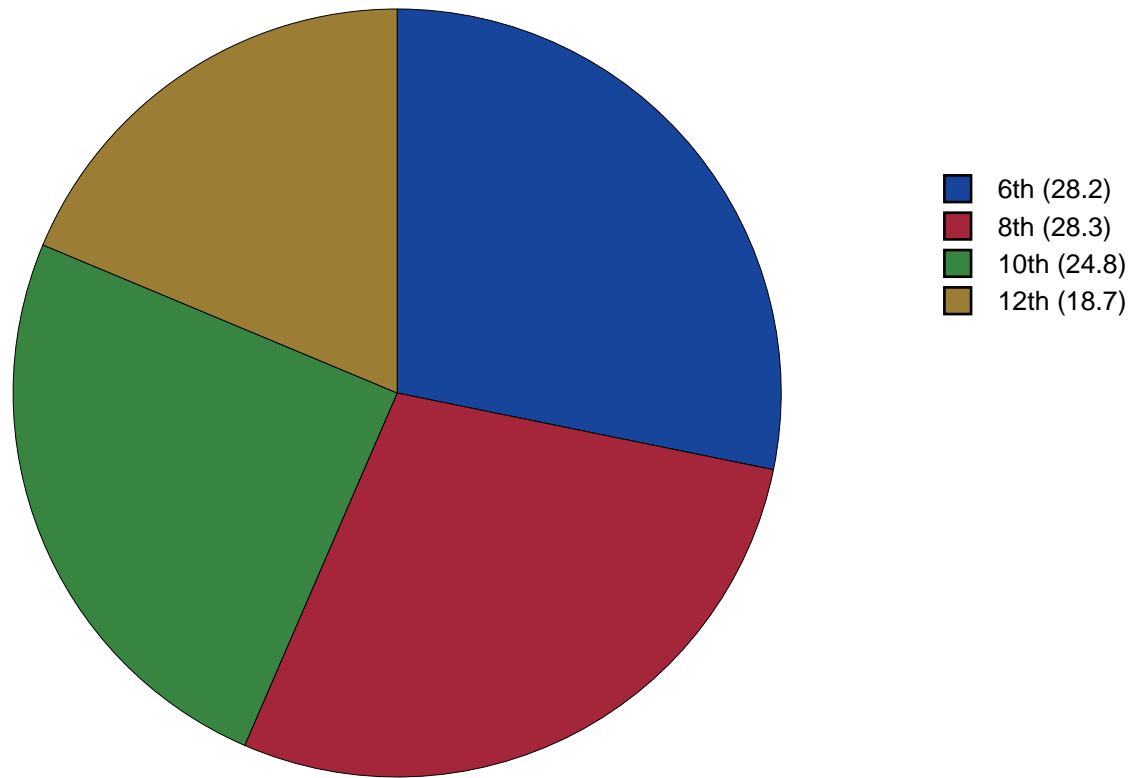


Figure 1: Grade Chart

Gender Chart

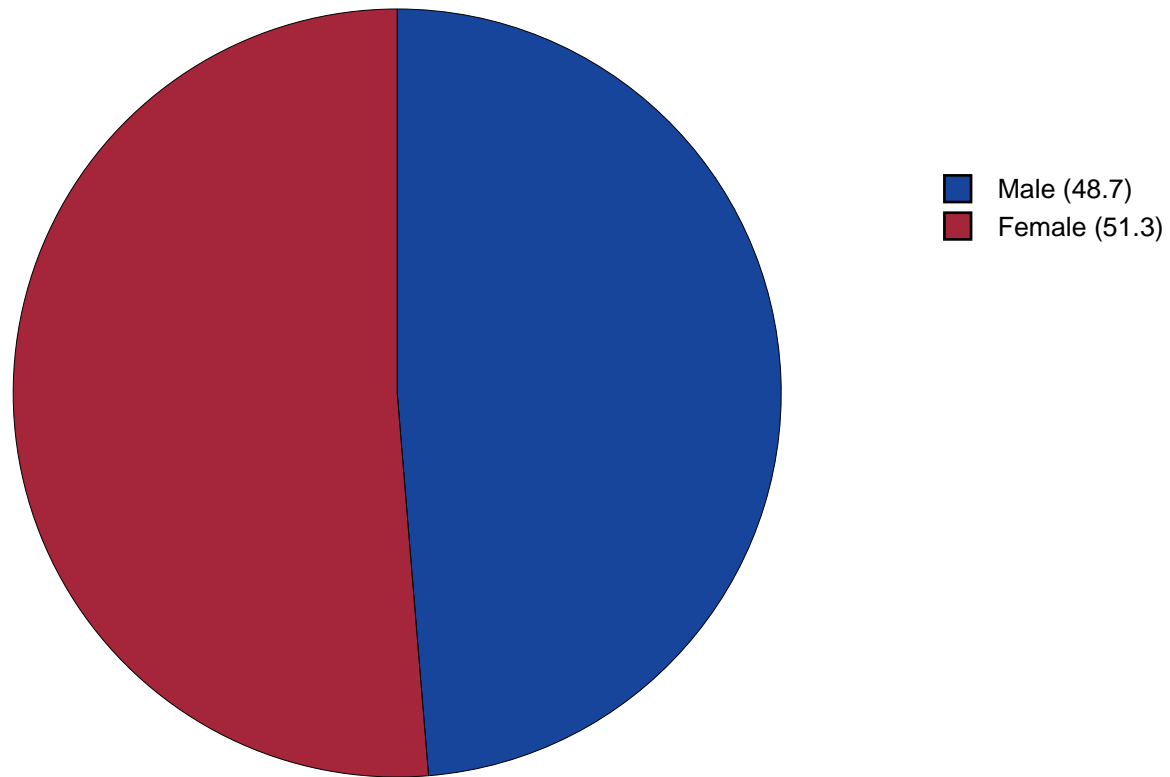


Figure 2: Gender Chart

Age Chart

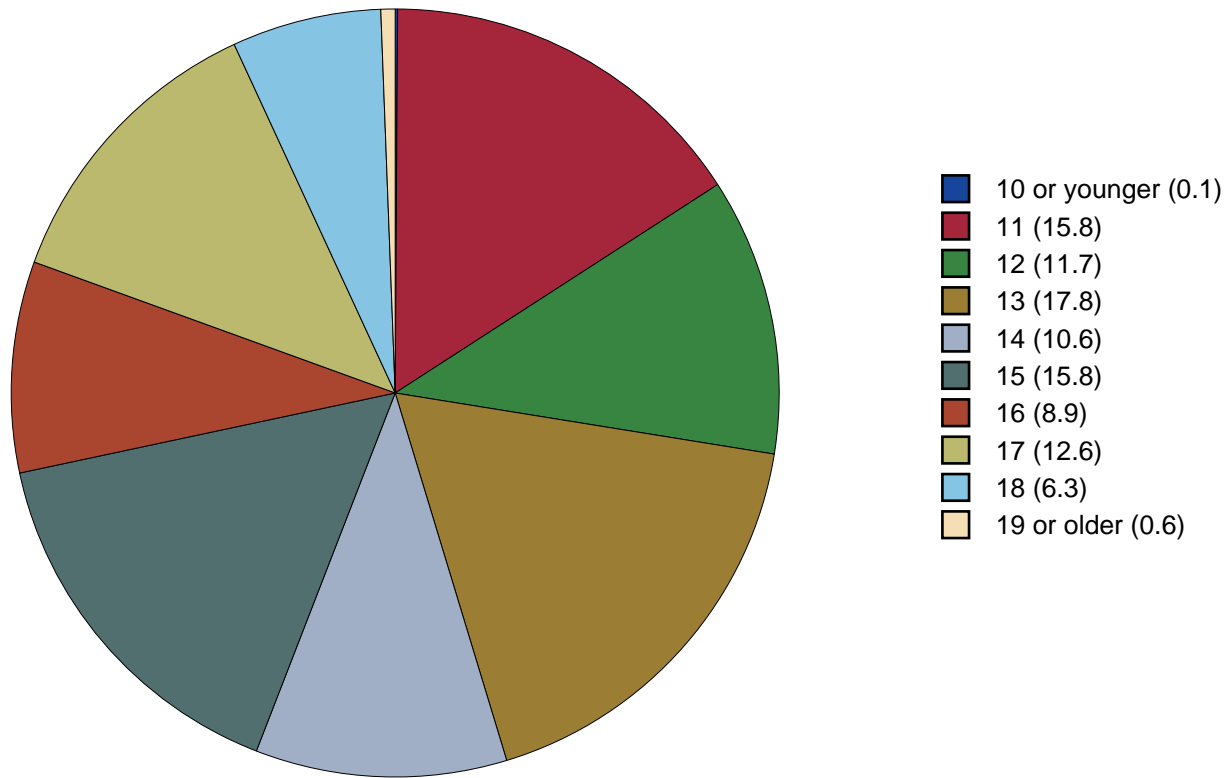


Figure 3: Age Chart

2 PERCENTAGE TABLES

The following tables contain frequency distribution detailing how your students responded to each question on the survey. The tables appear in the same order as the questions on the survey. The tables include breakdowns by grade level as well as overall percentages. The *N of Valid* row is a frequency count of the number of valid responses to each question for each grade and overall. The *N of Miss* row is a frequency count of the number of invalid (marked more than one response) or missing (i.e. did not respond) responses to each question for each grade and overall.

For the questions that allowed more than one response (i.e. race, live with, etc.) each response becomes a separate table. If a student did not mark the response, that was counted as a NO response, and if they did mark the response, that was counted as a YES response. Since a non response is a valid response for these questions, the *N of Miss* will always be zero for these questions.

Table 1: Gender

Response	6	8	10	12	Total	
Male	49.9	50.2	46.1	48.1	48.7	
Female	50.1	49.8	53.9	51.9	51.3	
N of Valid	2356	2342	2038	1524	8260	
N of Miss	39	66	68	70	243	

Table 2: Age

Response	6	8	10	12	Total	
10 or younger	0.3	0.0	0.0	0.0	0.1	
11	55.9	0.1	0.0	0.0	15.8	
12	41.1	0.4	0.0	0.0	11.7	
13	2.6	60.1	0.1	0.0	17.8	
14	0.0	37.1	0.2	0.0	10.6	
15	0.0	2.2	61.0	0.1	15.8	
16	0.0	0.0	35.9	0.3	8.9	
17	0.0	0.0	2.7	63.5	12.6	
18	0.0	0.0	0.1	33.2	6.3	
19 or older	0.0	0.0	0.0	3.0	0.6	
N of Valid	2385	2403	2097	1589	8474	
N of Miss	10	5	9	5	29	

Table 3: Are you Hispanic or Latino?

Response	6	8	10	12	Total	
No	90.5	90.8	91.4	91.9	91.1	
Yes	9.5	9.2	8.6	8.1	8.9	
N of Valid	2227	2347	2070	1571	8215	
N of Miss	168	61	36	23	288	

Table 4: What is your race? Black or African American



Response	6	8	10	12	Total	
No	77.9	78.4	80.9	78.7	78.9	
Yes	22.1	21.6	19.1	21.3	21.1	
N of Valid	2349	2389	2081	1578	8397	
N of Miss	0	0	0	0	0	

Table 5: What is your race? Asian



Response	6	8	10	12	Total	
No	98.9	98.5	98.2	98.6	98.5	
Yes	1.1	1.5	1.8	1.4	1.5	
N of Valid	2349	2389	2081	1578	8397	
N of Miss	0	0	0	0	0	

Table 6: What is your race? American Indian



Response	6	8	10	12	Total	
No	92.3	94.5	96.3	97.8	94.9	
Yes	7.7	5.5	3.7	2.2	5.1	
N of Valid	2349	2389	2081	1578	8397	
N of Miss	0	0	0	0	0	

Table 7: What is your race? Alaska Native



Response	6	8	10	12	Total	
No	99.8	99.6	100.0	99.9	99.8	
Yes	0.2	0.4	0.0	0.1	0.2	
N of Valid	2349	2389	2081	1578	8397	
N of Miss	0	0	0	0	0	

Table 8: What is your race? White



Response	6	8	10	12	Total	
No	32.1	27.3	24.2	24.3	27.3	
Yes	67.9	72.7	75.8	75.7	72.7	
N of Valid	2349	2389	2081	1578	8397	
N of Miss	0	0	0	0	0	

Table 9: What is your race? Native Hawaiian or Other Pacific Islander



Response	6	8	10	12	Total	
No	98.9	98.7	99.3	99.3	99.0	
Yes	1.1	1.3	0.7	0.7	1.0	
N of Valid	2349	2389	2081	1578	8397	
N of Miss	0	0	0	0	0	

Table 10: What is your race? Other



Response	6	8	10	12	Total	
No	88.6	90.6	93.3	96.5	91.8	
Yes	11.4	9.4	6.7	3.5	8.2	
N of Valid	2349	2389	2081	1578	8397	
N of Miss	0	0	0	0	0	

Table 11: What is the highest level of schooling completed by your mother or father?









Response	6	8	10	12	Total	
Completed grade school or less	3.9	2.7	1.9	2.1	2.7	
Some high school	3.5	5.0	11.8	15.5	8.3	
Completed high school	10.8	15.7	16.3	19.0	15.1	
Some college	8.9	14.5	14.9	16.0	13.3	
Completed college	22.5	27.2	29.0	27.7	26.5	
Graduate or professional school after college	10.7	12.1	13.4	10.5	11.8	
Don't know	38.1	21.4	11.1	6.9	20.6	
Does not apply	1.5	1.3	1.7	2.3	1.6	
N of Valid	2290	2381	2086	1575	8332	
N of Miss	105	27	20	19	171	

Table 12: Think of where you live most of the time. Which of the following people live there with you? Mother



Response	6	8	10	12	Total	
No	13.9	14.0	15.3	19.4	15.3	
Yes	86.1	86.0	84.7	80.6	84.7	
N of Valid	2369	2403	2093	1584	8449	
N of Miss	0	0	0	0	0	

Table 13: Think of where you live most of the time. Which of the following people live there with you? Stepmother



Response	6	8	10	12	Total	
No	94.1	93.5	93.3	92.7	93.5	
Yes	5.9	6.5	6.7	7.3	6.5	
N of Valid	2369	2403	2093	1584	8449	
N of Miss	0	0	0	0	0	

Table 14: Think of where you live most of the time. Which of the following people live there with you? Foster Mother



Response	6	8	10	12	Total	
No	99.2	99.5	99.6	99.8	99.5	
Yes	0.8	0.5	0.4	0.2	0.5	
N of Valid	2369	2403	2093	1584	8449	
N of Miss	0	0	0	0	0	

Table 15: Think of where you live most of the time. Which of the following people live there with you? Grandmother



Response	6	8	10	12	Total	
No	84.4	85.9	88.2	90.0	86.8	
Yes	15.6	14.1	11.8	10.0	13.2	
N of Valid	2369	2403	2093	1584	8449	
N of Miss	0	0	0	0	0	

Table 16: Think of where you live most of the time. Which of the following people live there with you? Aunt



Response	6	8	10	12	Total	
No	93.4	95.6	96.7	97.2	95.5	
Yes	6.6	4.4	3.3	2.8	4.5	
N of Valid	2369	2403	2093	1584	8449	
N of Miss	0	0	0	0	0	

Table 17: Think of where you live most of the time. Which of the following people live there with you? Father



Response	6	8	10	12	Total	
No	40.5	44.0	44.5	45.9	43.5	
Yes	59.5	56.0	55.5	54.1	56.5	
N of Valid	2369	2403	2093	1584	8449	
N of Miss	0	0	0	0	0	

Table 18: Think of where you live most of the time. Which of the following people live there with you? Stepfather



Response	6	8	10	12	Total	
No	84.4	81.9	82.3	85.7	83.4	
Yes	15.6	18.1	17.7	14.3	16.6	
N of Valid	2369	2403	2093	1584	8449	
N of Miss	0	0	0	0	0	

Table 19: Think of where you live most of the time. Which of the following people live there with you? Foster Father



Response	6	8	10	12	Total	
No	99.5	99.4	99.7	99.7	99.6	
Yes	0.5	0.6	0.3	0.3	0.4	
N of Valid	2369	2403	2093	1584	8449	
N of Miss	0	0	0	0	0	

Table 20: Think of where you live most of the time. Which of the following people live there with you? Grandfather



Response	6	8	10	12	Total	
No	90.5	92.6	93.4	93.8	92.4	
Yes	9.5	7.4	6.6	6.2	7.6	
N of Valid	2369	2403	2093	1584	8449	
N of Miss	0	0	0	0	0	

Table 21: Think of where you live most of the time. Which of the following people live there with you? Uncle



Response	6	8	10	12	Total	
No	94.8	95.7	96.5	97.3	96.0	
Yes	5.2	4.3	3.5	2.7	4.0	
N of Valid	2369	2403	2093	1584	8449	
N of Miss	0	0	0	0	0	

Table 22: Think of where you live most of the time. Which of the following people live there with you? Other Adults



Response	6	8	10	12	Total	
No	97.4	97.6	97.8	96.9	97.5	
Yes	2.6	2.4	2.2	3.1	2.5	
N of Valid	2369	2403	2093	1584	8449	
N of Miss	0	0	0	0	0	

Table 23: Think of where you live most of the time. Which of the following people live there with you? Brother(s)



Response	6	8	10	12	Total	
No	48.4	50.4	55.4	62.4	53.3	
Yes	51.6	49.6	44.6	37.6	46.7	
N of Valid	2369	2403	2093	1584	8449	
N of Miss	0	0	0	0	0	

Table 24: Think of where you live most of the time. Which of the following people live there with you? Stepbrother(s)



Response	6	8	10	12	Total	
No	94.5	94.2	94.4	96.5	94.8	
Yes	5.5	5.8	5.6	3.5	5.2	
N of Valid	2369	2403	2093	1584	8449	
N of Miss	0	0	0	0	0	

Table 25: Think of where you live most of the time. Which of the following people live there with you? Sister(s)



Response	6	8	10	12	Total	
No	53.0	54.1	56.9	63.0	56.1	
Yes	47.0	45.9	43.1	37.0	43.9	
N of Valid	2369	2403	2093	1584	8449	
N of Miss	0	0	0	0	0	

Table 26: Think of where you live most of the time. Which of the following people live there with you? Stepsister(s)

Response	6	8	10	12	Total	
No	94.1	94.4	95.6	97.0	95.1	
Yes	5.9	5.6	4.4	3.0	4.9	
N of Valid	2369	2403	2093	1584	8449	
N of Miss	0	0	0	0	0	

Table 27: Think of where you live most of the time. Which of the following people live there with you? Other Children

Response	6	8	10	12	Total	
No	94.8	95.7	95.9	95.5	95.5	
Yes	5.2	4.3	4.1	4.5	4.5	
N of Valid	2369	2403	2093	1584	8449	
N of Miss	0	0	0	0	0	

Table 28: In my school, students have lots of chances to help decide things like class activities and rules.

Response	6	8	10	12	Total	
NO!	15.5	11.1	11.5	14.3	13.0	
no	35.1	39.3	33.0	33.5	35.5	
yes	40.1	43.9	45.5	41.5	42.8	
YES!	9.3	5.7	9.9	10.7	8.7	
N of Valid	2316	2366	2075	1560	8317	
N of Miss	79	42	31	34	186	

Table 29: Teachers ask me to work on special classroom projects.

Response	6	8	10	12	Total	
NO!	9.9	8.5	8.5	8.5	8.9	
no	33.9	44.0	40.5	41.7	39.9	
yes	43.1	40.4	44.2	43.3	42.7	
YES!	13.0	7.1	6.8	6.5	8.5	
N of Valid	2266	2336	2058	1548	8208	
N of Miss	129	72	48	46	295	

Table 30: My teacher(s) notices when I am doing a good job and lets me know about it.


Response	6	8	10	12	Total	
NO!	3.2	5.2	7.5	8.2	5.8	
no	15.7	24.4	27.7	22.9	22.5	
yes	52.7	52.1	51.2	52.9	52.2	
YES!	28.4	18.3	13.6	15.9	19.5	
N of Valid	2284	2316	2043	1543	8186	
N of Miss	111	92	63	51	317	

Table 31: There are lots of chances for students in my school to get involved in sports, clubs, and other school activities outside of class.


Response	6	8	10	12	Total	
NO!	1.9	1.6	1.9	3.0	2.0	
no	7.4	5.3	5.7	6.9	6.3	
yes	38.9	38.1	39.5	44.7	39.9	
YES!	51.8	55.0	52.8	45.3	51.7	
N of Valid	2315	2342	2070	1549	8276	
N of Miss	80	66	36	45	227	

Table 32: There are lots of chances for students in my school to talk with a teacher one-on-one.


Response	6	8	10	12	Total	
NO!	3.8	3.9	4.1	4.7	4.1	
no	13.6	18.0	18.7	17.9	16.9	
yes	45.5	50.4	52.3	52.9	50.0	
YES!	37.1	27.6	24.8	24.6	29.0	
N of Valid	2318	2359	2077	1551	8305	
N of Miss	77	49	29	43	198	

Table 33: I feel safe at my school.

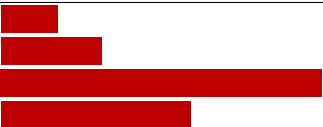
Response	6	8	10	12	Total	
NO!	5.9	7.9	6.6	6.5	6.7	
no	10.3	14.3	16.5	15.9	14.0	
yes	38.9	52.8	56.3	56.3	50.5	
YES!	44.8	25.0	20.6	21.3	28.7	
N of Valid	2311	2331	2074	1542	8258	
N of Miss	84	77	32	52	245	

Table 34: The school lets my parents know when I have done something well.


Response	6	8	10	12	Total	
NO!	9.9	15.8	21.7	23.1	17.0	
no	30.4	44.3	45.3	45.9	41.0	
yes	40.6	31.1	26.5	24.5	31.4	
YES!	19.2	8.8	6.5	6.5	10.7	
N of Valid	2301	2349	2060	1541	8251	
N of Miss	94	59	46	53	252	

Table 35: My teachers praise me when I work hard in school.


Response	6	8	10	12	Total	
NO!	10.4	13.0	15.0	15.0	13.2	
no	31.0	41.9	44.1	39.5	39.0	
yes	43.0	37.1	34.1	37.0	38.0	
YES!	15.6	7.9	6.8	8.6	9.9	
N of Valid	2261	2331	2059	1545	8196	
N of Miss	134	77	47	49	307	

Table 36: Are your school grades better than the grades of most students in your class?

Response	6	8	10	12	Total	
NO!	8.1	6.2	5.9	5.9	6.6	
no	32.6	29.4	28.3	25.8	29.3	
yes	43.5	49.2	50.7	50.1	48.2	
YES!	15.9	15.2	15.2	18.2	16.0	
N of Valid	2236	2328	2063	1548	8175	
N of Miss	159	80	43	46	328	

Table 37: I have lots of chances to be part of class discussions or activities.

Response	6	8	10	12	Total	
NO!	3.7	3.3	3.1	3.9	3.5	
no	12.5	14.3	15.7	16.0	14.5	
yes	47.4	57.3	59.7	61.3	55.9	
YES!	36.3	25.1	21.5	18.8	26.1	
N of Valid	2300	2337	2067	1545	8249	
N of Miss	95	71	39	49	254	

Table 38: Now thinking back over the past year in school, how often did you: enjoy being in school?

Response	6	8	10	12	Total	
Never	7.4	9.2	10.5	11.2	9.4	
Seldom	11.6	16.0	17.8	18.2	15.6	
Sometimes	35.8	37.0	41.5	43.1	38.9	
Often	24.0	24.9	22.8	21.1	23.4	
Almost always	21.1	12.9	7.5	6.5	12.7	
N of Valid	2327	2366	2073	1549	8315	
N of Miss	68	42	33	45	188	

Table 39: Now thinking back over the past year in school, how often did you: hate being in school?

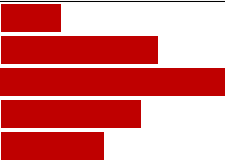
Response	6	8	10	12	Total	
Never	13.1	5.2	4.8	4.6	7.2	
Seldom	30.5	25.0	18.0	17.0	23.3	
Sometimes	28.7	34.9	38.0	38.6	34.6	
Often	14.0	21.0	24.2	24.3	20.5	
Almost always	13.7	13.9	15.1	15.4	14.4	
N of Valid	2307	2339	2053	1538	8237	
N of Miss	88	69	53	56	266	

Table 40: Now thinking back over the past year in school, how often did you: try to do your best work in school?


Response	6	8	10	12	Total	
Never	0.3	0.6	0.6	1.2	0.6	
Seldom	1.0	1.7	2.5	3.1	2.0	
Sometimes	5.9	9.4	11.9	17.2	10.5	
Often	17.3	27.2	30.7	35.1	26.8	
Almost always	75.6	61.0	54.2	43.4	60.1	
N of Valid	2303	2350	2062	1543	8258	
N of Miss	92	58	44	51	245	

Table 41: How often do you feel that the school work you are assigned is meaningful and important?

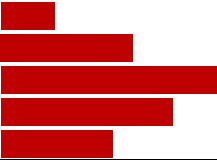
Response	6	8	10	12	Total	
Never	5.0	5.3	7.4	7.9	6.2	
Seldom	9.0	19.3	25.7	26.2	19.3	
Sometimes	24.4	35.5	35.4	38.6	32.9	
Often	31.3	25.8	22.8	21.2	25.8	
Almost always	30.2	14.0	8.8	6.2	15.8	
N of Valid	2333	2358	2054	1540	8285	
N of Miss	62	50	52	54	218	

Table 42: Putting them all together, what were your grades like last year?






Response	6	8	10	12	Total	
Mostly F's	1.9	0.9	0.7	0.9	1.1	
Mostly D's	2.3	2.7	2.3	1.5	2.3	
Mostly C's	11.4	12.1	14.3	15.3	13.1	
Mostly B's	38.2	37.9	36.4	38.9	37.8	
Mostly A's	46.2	46.5	46.3	43.4	45.8	
N of Valid	2262	2330	2049	1533	8174	
N of Miss	133	78	57	61	329	

Table 43: How important do you think the things you are learning in school are going to be for your later life?






Response	6	8	10	12	Total	
Very important	44.5	21.0	12.2	11.1	23.6	
Quite important	25.6	25.4	19.8	18.3	22.8	
Fairly important	19.2	30.5	33.4	33.9	28.7	
Slightly important	8.5	19.2	27.4	29.2	20.1	
Not at all important	2.2	3.9	7.2	7.5	4.9	
N of Valid	2344	2355	2068	1543	8310	
N of Miss	51	53	38	51	193	

Table 44: During the LAST FOUR WEEKS how many whole days of school have you missed because you skipped or "cut"?








Response	6	8	10	12	Total	
None	58.6	63.9	68.9	54.7	62.0	
1	15.4	14.7	13.1	16.3	14.8	
2	10.4	8.9	7.4	11.3	9.4	
3	7.7	5.7	4.9	7.4	6.4	
4-5	5.7	4.7	3.5	6.5	5.0	
6-10	1.1	1.5	1.5	2.5	1.6	
11 or more	1.1	0.6	0.7	1.3	0.9	
N of Valid	2333	2368	2067	1544	8312	
N of Miss	62	40	39	50	191	

Table 45: What are the chances you would be seen as cool if you: smoked cigarettes?






Response	6	8	10	12	Total	
No or very little chance	89.4	74.6	68.8	63.7	75.3	
Little chance	5.8	12.6	15.2	17.1	12.1	
Some chance	2.4	7.1	9.0	10.3	6.9	
Pretty good chance	1.1	4.1	5.1	5.4	3.7	
Very good chance	1.3	1.7	1.9	3.5	2.0	
N of Valid	2311	2317	2038	1520	8186	
N of Miss	84	91	68	74	317	

Table 46: What are the chances you would be seen as cool if you: worked hard at school?






Response	6	8	10	12	Total	
No or very little chance	6.0	9.4	10.7	12.6	9.3	
Little chance	7.7	13.9	16.1	17.1	13.2	
Some chance	14.8	22.9	26.4	25.8	22.0	
Pretty good chance	28.5	27.8	25.0	24.6	26.7	
Very good chance	43.0	26.0	21.9	19.9	28.7	
N of Valid	2310	2281	2017	1495	8103	
N of Miss	85	127	89	99	400	

Table 47: What are the chances you would be seen as cool if you: began drinking alcoholic beverages regularly, that is, at least once or twice a month?






Response	6	8	10	12	Total	
No or very little chance	87.3	70.1	53.5	45.7	66.3	
Little chance	6.5	12.5	14.6	16.3	12.0	
Some chance	2.6	8.4	13.4	15.9	9.4	
Pretty good chance	2.1	6.2	13.0	14.7	8.3	
Very good chance	1.5	2.8	5.4	7.5	4.0	
N of Valid	2306	2300	2024	1512	8142	
N of Miss	89	108	82	82	361	

Table 48: What are the chances you would be seen as cool if you: defended someone who was being bullied?






Response	6	8	10	12	Total	
No or very little chance	9.2	9.0	12.3	12.2	10.5	
Little chance	7.8	12.4	15.0	15.9	12.4	
Some chance	16.2	24.0	27.3	29.3	23.6	
Pretty good chance	25.9	28.4	25.1	24.8	26.2	
Very good chance	40.9	26.2	20.3	17.7	27.4	
N of Valid	2319	2308	2024	1506	8157	
N of Miss	76	100	82	88	346	

Table 49: What are the chances you would be seen as cool if you: smoked marijuana?






Response	6	8	10	12	Total	
No or very little chance	90.0	69.9	53.5	47.0	67.3	
Little chance	4.3	9.8	12.6	12.6	9.5	
Some chance	1.9	7.5	12.1	13.7	8.2	
Pretty good chance	1.7	7.1	11.0	15.0	8.0	
Very good chance	2.1	5.8	10.8	11.6	7.1	
N of Valid	2313	2300	2032	1514	8159	
N of Miss	82	108	74	80	344	

Table 50: What are the chances you would be seen as cool if you: carried a handgun?






Response	6	8	10	12	Total	
No or very little chance	83.3	78.1	73.5	68.1	76.6	
Little chance	7.3	9.7	12.5	14.6	10.7	
Some chance	3.8	5.9	7.2	9.1	6.2	
Pretty good chance	2.7	2.9	3.8	4.9	3.4	
Very good chance	2.8	3.4	3.0	3.2	3.1	
N of Valid	2310	2303	2028	1509	8150	
N of Miss	85	105	78	85	353	

Table 51: What are the chances you would be seen as cool if you: used e-cigarettes, e-cigars or e-hookahs (vaping)?






Response	6	8	10	12	Total	
No or very little chance	84.6	60.1	47.9	44.4	61.1	
Little chance	6.8	10.3	10.8	11.8	9.7	
Some chance	3.1	9.1	9.8	11.4	8.0	
Pretty good chance	2.0	10.0	12.9	14.8	9.3	
Very good chance	3.4	10.5	18.6	17.6	11.8	
N of Valid	2310	2292	2029	1511	8142	
N of Miss	85	116	77	83	361	

Table 52: What are the chances you would be seen as cool if you: bullied someone or cyber bullied someone?






Response	6	8	10	12	Total	
No or very little chance	84.6	60.1	47.9	44.4	61.1	
Little chance	6.8	10.3	10.8	11.8	9.7	
Some chance	3.1	9.1	9.8	11.4	8.0	
Pretty good chance	2.0	10.0	12.9	14.8	9.3	
Very good chance	3.4	10.5	18.6	17.6	11.8	
N of Valid	2310	2292	2029	1511	8142	
N of Miss	85	116	77	83	361	

Table 53: Think of your four best friends (the friends you feel closest to). In the past year (12 months), how many of your best friends have: participated in clubs, organizations or activities at school?






Response	6	8	10	12	Total	
0	15.4	11.6	11.7	14.2	13.2	
1	11.5	10.2	9.8	12.1	10.8	
2	18.2	18.9	15.8	18.7	17.9	
3	17.0	18.4	14.3	13.3	16.1	
4	37.9	40.9	48.3	41.7	42.0	
N of Valid	2305	2310	2028	1506	8149	
N of Miss	90	98	78	88	354	

Table 54: Think of your four best friends (the friends you feel closest to). In the past year (12 months), how many of your best friends have: smoked cigarettes?






Response	6	8	10	12	Total	
0	94.1	82.8	73.4	59.6	79.4	
1	4.3	9.6	13.8	18.0	10.7	
2	1.0	4.7	6.5	11.0	5.2	
3	0.3	1.5	3.3	4.4	2.1	
4	0.4	1.5	3.1	7.0	2.6	
N of Valid	2281	2268	1982	1491	8022	
N of Miss	114	140	124	103	481	

Table 55: Think of your four best friends (the friends you feel closest to). In the past year (12 months), how many of your best friends have: tried beer, wine or hard liquor (for example, vodka, whiskey, or gin) when their parents didn't know about it?






Response	6	8	10	12	Total	
0	89.7	67.8	50.9	40.0	64.7	
1	6.9	13.0	15.9	15.4	12.4	
2	2.2	8.5	12.4	13.8	8.6	
3	0.6	5.2	7.2	10.7	5.4	
4	0.7	5.5	13.7	20.1	8.9	
N of Valid	2319	2303	2026	1501	8149	
N of Miss	76	105	80	93	354	

Table 56: Think of your four best friends (the friends you feel closest to). In the past year (12 months), how many of your best friends have: used e-cigarettes, e-cigars, or e-hookahs?






Response	6	8	10	12	Total	
0	92.1	70.3	56.0	45.6	68.4	
1	5.2	12.7	13.1	14.2	10.9	
2	1.6	7.3	10.1	13.4	7.5	
3	0.6	3.9	6.8	8.7	4.6	
4	0.5	5.8	14.0	18.1	8.6	
N of Valid	2313	2303	2023	1504	8143	
N of Miss	82	105	83	90	360	

Table 57: Think of your four best friends (the friends you feel closest to). In the past year (12 months), how many of your best friends have: used marijuana?






Response	6	8	10	12	Total	
0	97.4	83.4	65.6	53.4	77.4	
1	1.6	9.0	13.3	16.8	9.4	
2	0.6	3.5	8.5	10.5	5.2	
3	0.3	1.7	5.1	6.9	3.1	
4	0.1	2.4	7.4	12.3	4.8	
N of Valid	2306	2288	2015	1502	8111	
N of Miss	89	120	91	92	392	

Table 58: Think of your four best friends (the friends you feel closest to). In the past year (12 months), how many of your best friends have: used prescription drugs or non-prescription drugs for the purpose of getting high?






Response	6	8	10	12	Total	
0	97.2	90.0	84.7	82.6	89.4	
1	2.0	6.4	8.2	8.6	6.0	
2	0.5	2.0	3.6	4.5	2.4	
3	0.1	0.7	1.1	1.9	0.9	
4	0.1	0.9	2.4	2.4	1.3	
N of Valid	2305	2296	2019	1503	8123	
N of Miss	90	112	87	91	380	

Table 59: Think of your four best friends (the friends you feel closest to). In the past year (12 months), how many of your best friends have: used synthetic marijuana (K2, spice) or bath salts?






Response	6	8	10	12	Total	
0	98.4	96.1	92.7	91.8	95.1	
1	1.0	2.1	3.3	3.7	2.4	
2	0.3	1.0	1.5	2.7	1.2	
3	0.2	0.3	1.2	0.7	0.6	
4	0.1	0.4	1.3	1.1	0.7	
N of Valid	2296	2303	2016	1503	8118	
N of Miss	99	105	90	91	385	

Table 60: Think of your four best friends (the friends you feel closest to). In the past year (12 months), how many of your best friends have: used LSD, cocaine, amphetamines, or other illegal drugs?






Response	6	8	10	12	Total	
0	98.5	95.6	92.1	89.9	94.5	
1	1.0	2.9	4.3	5.2	3.1	
2	0.2	1.1	1.6	2.5	1.2	
3	0.1	0.1	0.6	0.9	0.4	
4	0.1	0.3	1.4	1.5	0.8	
N of Valid	2304	2296	2024	1505	8129	
N of Miss	91	112	82	89	374	

Table 61: Think of your four best friends (the friends you feel closest to). In the past year (12 months), how many of your best friends have: been bullied?






Response	6	8	10	12	Total	
0	37.3	44.2	55.8	63.5	48.7	
1	26.6	22.6	17.6	16.6	21.4	
2	15.3	14.6	12.0	9.5	13.2	
3	7.2	6.6	5.5	4.1	6.0	
4	13.6	12.0	9.0	6.3	10.7	
N of Valid	2293	2296	2023	1500	8112	
N of Miss	102	112	83	94	391	

Table 62: Think of your four best friends (the friends you feel closest to). In the past year (12 months), how many of your best friends have: been suspended from school?






Response	6	8	10	12	Total	
0	69.9	63.6	70.6	77.3	69.7	
1	17.1	17.8	14.2	12.5	15.7	
2	6.0	9.2	7.4	5.3	7.1	
3	2.6	4.1	3.5	2.7	3.3	
4	4.4	5.3	4.4	2.2	4.3	
N of Valid	2297	2291	2027	1500	8115	
N of Miss	98	117	79	94	388	

Table 63: Think of your four best friends (the friends you feel closest to). In the past year (12 months), how many of your best friends have: carried a handgun?






Response	6	8	10	12	Total	
0	95.3	93.3	92.0	91.4	93.2	
1	2.2	3.8	4.5	4.1	3.6	
2	1.3	1.4	1.4	2.1	1.5	
3	0.4	0.5	0.6	0.5	0.5	
4	0.8	1.0	1.6	1.9	1.2	
N of Valid	2312	2296	2022	1504	8134	
N of Miss	83	112	84	90	369	

Table 64: Think of your four best friends (the friends you feel closest to). In the past year (12 months), how many of your best friends have: sold illegal drugs?






Response	6	8	10	12	Total	
0	98.6	95.7	90.9	87.7	93.8	
1	1.0	2.8	4.7	7.0	3.5	
2	0.1	0.5	2.0	3.0	1.2	
3	0.0	0.4	1.1	0.7	0.5	
4	0.3	0.6	1.3	1.7	0.9	
N of Valid	2295	2285	2018	1501	8099	
N of Miss	100	123	88	93	404	

Table 65: Think of your four best friends (the friends you feel closest to). In the past year (12 months), how many of your best friends have: regularly attended religious services?






Response	6	8	10	12	Total	
0	41.0	30.3	29.1	32.3	33.3	
1	12.7	14.2	16.2	17.5	14.9	
2	12.0	17.6	19.0	19.9	16.8	
3	11.7	15.7	16.0	14.8	14.5	
4	22.6	22.2	19.7	15.5	20.4	
N of Valid	2216	2283	2008	1503	8010	
N of Miss	179	125	98	91	493	

Table 66: Think of your four best friends (the friends you feel closest to). In the past year (12 months), how many of your best friends have: stolen or tried to steal a motor vehicle such as a car or motorcycle?






Response	6	8	10	12	Total	
0	97.8	96.0	95.1	95.6	96.2	
1	1.3	2.8	2.9	2.3	2.3	
2	0.6	0.7	1.1	1.1	0.8	
3	0.2	0.2	0.4	0.3	0.3	
4	0.2	0.3	0.5	0.7	0.4	
N of Valid	2309	2289	2019	1496	8113	
N of Miss	86	119	87	98	390	

Table 67: Think of your four best friends (the friends you feel closest to). In the past year (12 months), how many of your best friends have: been arrested?






Response	6	8	10	12	Total	
0	96.7	90.7	88.6	88.9	91.5	
1	2.8	5.9	6.2	7.2	5.3	
2	0.3	2.3	2.4	1.9	1.7	
3	0.2	0.4	1.2	1.0	0.7	
4	0.1	0.7	1.6	1.0	0.8	
N of Valid	2308	2293	2023	1507	8131	
N of Miss	87	115	83	87	372	

Table 68: Think of your four best friends (the friends you feel closest to). In the past year (12 months), how many of your best friends have: dropped out of school?






Response	6	8	10	12	Total	
0	95.9	96.3	93.2	90.4	94.4	
1	3.1	2.6	5.4	6.4	4.2	
2	0.6	0.4	0.8	2.2	0.9	
3	0.2	0.3	0.2	0.5	0.3	
4	0.2	0.3	0.3	0.5	0.3	
N of Valid	2302	2298	2022	1505	8127	
N of Miss	93	110	84	89	376	

Table 69: Think of your four best friends (the friends you feel closest to). In the past year (12 months), how many of your best friends have: been members of a gang?






Response	6	8	10	12	Total	
0	94.6	92.0	90.9	92.9	92.6	
1	3.1	4.7	3.5	3.5	3.7	
2	0.9	1.5	2.1	1.6	1.5	
3	0.4	0.7	1.0	0.6	0.7	
4	1.0	1.1	2.5	1.3	1.5	
N of Valid	2296	2296	2025	1503	8120	
N of Miss	99	112	81	91	383	

Table 70: How old were you when you first: smoked marijuana?










Response	6	8	10	12	Total	
Never	99.3	92.5	82.0	70.2	87.7	
10 or younger	0.5	1.0	1.4	1.1	1.0	
11	0.0	1.0	0.9	0.8	0.6	
12	0.1	1.5	1.1	1.6	1.0	
13	0.0	3.1	3.6	3.2	2.4	
14	0.0	0.9	5.0	4.4	2.3	
15	0.0	0.0	5.1	4.6	2.1	
16	0.0	0.0	0.9	6.6	1.4	
17 or older	0.0	0.0	0.1	7.5	1.4	
N of Valid	2316	2304	2026	1508	8154	
N of Miss	79	104	80	86	349	

Table 71: How old were you when you first: smoked a cigarette, even just a puff?










Response	6	8	10	12	Total	
Never	93.9	84.3	78.4	66.7	82.4	
10 or younger	4.2	6.4	5.3	5.1	5.2	
11	1.4	3.2	2.1	2.0	2.2	
12	0.4	2.7	2.3	2.4	1.9	
13	0.0	2.8	3.4	4.3	2.4	
14	0.0	0.5	3.8	3.4	1.7	
15	0.0	0.0	3.7	5.2	1.9	
16	0.0	0.0	0.9	6.2	1.4	
17 or older	0.0	0.0	0.0	4.8	0.9	
N of Valid	2317	2264	2003	1482	8066	
N of Miss	78	144	103	112	437	

Table 72: How old were you when you first: had more than a sip or two of beer, wine or hard liquor (for example, vodka, whiskey, or gin)?










Response	6	8	10	12	Total	
Never	86.6	70.5	60.8	46.1	68.2	
10 or younger	9.0	9.9	7.0	5.2	8.1	
11	3.7	4.2	2.0	1.3	2.9	
12	0.6	5.8	3.4	2.7	3.2	
13	0.1	8.1	5.7	4.7	4.6	
14	0.0	1.4	8.5	6.0	3.6	
15	0.0	0.0	9.5	10.0	4.2	
16	0.0	0.0	3.0	12.5	3.1	
17 or older	0.0	0.1	0.1	11.5	2.2	
N of Valid	2320	2303	2025	1506	8154	
N of Miss	75	105	81	88	349	

Table 73: How old were you when you first: began drinking alcoholic beverages regularly, that is, at least once or twice a month?










Response	6	8	10	12	Total	
Never	98.8	95.3	88.2	79.5	91.6	
10 or younger	0.6	0.7	0.7	0.3	0.6	
11	0.5	0.7	0.5	0.2	0.5	
12	0.1	0.9	0.4	0.3	0.5	
13	0.0	1.8	1.6	1.0	1.1	
14	0.0	0.5	2.5	1.8	1.1	
15	0.0	0.0	4.7	4.0	1.9	
16	0.0	0.0	1.3	5.5	1.3	
17 or older	0.0	0.0	0.0	7.3	1.4	
N of Valid	2323	2301	2024	1507	8155	
N of Miss	72	107	82	87	348	

Table 74: How old were you when you first: used Pegaramide (peg, Peggy)?


Response	6	8	10	12	Total	
Never	100.0	100.0	100.0	100.0	100.0	
10 or younger	0.0	0.0	0.0	0.0	0.0	
11	0.0	0.0	0.0	0.0	0.0	
12	0.0	0.0	0.0	0.0	0.0	
13	0.0	0.0	0.0	0.0	0.0	
14	0.0	0.0	0.0	0.0	0.0	
15	0.0	0.0	0.0	0.0	0.0	
16	0.0	0.0	0.0	0.0	0.0	
17 or older	0.0	0.0	0.0	0.0	0.0	
N of Valid	2261	2289	2020	1502	8072	
N of Miss	134	119	86	92	431	

Table 75: How old were you when you first: got suspended from school?










Response	6	8	10	12	Total	
Never	84.8	79.9	78.9	78.6	80.8	
10 or younger	9.9	7.9	7.2	6.0	7.9	
11	3.4	3.1	2.3	2.5	2.9	
12	1.7	4.1	2.2	1.9	2.5	
13	0.2	3.4	2.9	1.9	2.1	
14	0.0	1.5	3.4	2.3	1.7	
15	0.0	0.1	2.3	2.8	1.1	
16	0.0	0.0	0.7	2.3	0.6	
17 or older	0.0	0.0	0.1	1.8	0.4	
N of Valid	2319	2296	2029	1508	8152	
N of Miss	76	112	77	86	351	

Table 76: How old were you when you first: got arrested?










Response	6	8	10	12	Total	
Never	99.0	97.3	95.8	95.7	97.1	
10 or younger	0.7	0.4	0.3	0.4	0.5	
11	0.2	0.3	0.6	0.2	0.3	
12	0.1	0.7	0.6	0.3	0.4	
13	0.0	1.0	0.7	0.3	0.5	
14	0.0	0.3	0.8	0.4	0.4	
15	0.0	0.0	0.6	0.8	0.3	
16	0.0	0.0	0.4	1.0	0.3	
17 or older	0.0	0.0	0.1	0.9	0.2	
N of Valid	2316	2294	2026	1504	8140	
N of Miss	79	114	80	90	363	

Table 77: How old were you when you first: carried a handgun?










Response	6	8	10	12	Total	
Never	95.4	94.1	94.5	93.4	94.4	
10 or younger	2.3	2.1	1.5	1.7	1.9	
11	1.6	1.1	0.4	0.4	0.9	
12	0.6	0.7	0.9	0.3	0.6	
13	0.0	1.4	0.7	0.6	0.7	
14	0.0	0.6	0.9	0.5	0.5	
15	0.0	0.0	0.6	0.3	0.2	
16	0.0	0.0	0.3	1.1	0.3	
17 or older	0.1	0.0	0.0	1.6	0.3	
N of Valid	2315	2289	2020	1503	8127	
N of Miss	80	119	86	91	376	

Table 78: How old were you when you first: used e-cigarettes, e-cigars, or e-hookahs (vaping)?










Response	6	8	10	12	Total	
Never	94.8	81.4	71.0	60.8	78.8	
10 or younger	2.3	1.5	1.0	0.5	1.4	
11	2.2	2.1	0.7	0.5	1.5	
12	0.6	3.3	1.4	1.3	1.7	
13	0.0	9.1	3.8	2.9	4.0	
14	0.0	2.4	6.7	3.3	3.0	
15	0.0	0.1	12.4	6.2	4.3	
16	0.0	0.0	2.6	12.7	3.0	
17 or older	0.0	0.0	0.3	11.9	2.3	
N of Valid	2321	2299	2025	1507	8152	
N of Miss	74	109	81	87	351	

Table 79: How old were you when you first: belonged to a gang?










Response	6	8	10	12	Total	
Never	98.2	98.0	96.5	97.7	97.6	
10 or younger	0.8	0.2	0.8	0.9	0.7	
11	0.8	0.5	0.3	0.1	0.5	
12	0.2	0.6	0.5	0.2	0.4	
13	0.0	0.4	0.4	0.1	0.2	
14	0.0	0.3	0.4	0.2	0.2	
15	0.0	0.0	0.6	0.1	0.2	
16	0.0	0.0	0.3	0.4	0.2	
17 or older	0.0	0.0	0.0	0.2	0.1	
N of Valid	2313	2293	2015	1508	8129	
N of Miss	82	115	91	86	374	

Table 80: How old were you when you first: used prescription drugs not prescribed to you?










Response	6	8	10	12	Total	
Never	97.9	94.5	92.3	90.5	94.2	
10 or younger	1.2	1.9	1.6	0.9	1.4	
11	0.6	0.7	0.5	0.3	0.6	
12	0.2	1.0	0.3	0.5	0.5	
13	0.1	1.6	1.1	1.1	0.9	
14	0.0	0.4	1.8	1.2	0.8	
15	0.0	0.0	1.8	2.0	0.8	
16	0.0	0.0	0.5	1.9	0.5	
17 or older	0.0	0.0	0.0	1.7	0.3	
N of Valid	2312	2303	2029	1509	8153	
N of Miss	83	105	77	85	350	

Table 81: How wrong do you think it is for someone your age to: take a handgun to school?

Response	6	8	10	12	Total	
Very wrong	93.3	89.9	91.5	90.4	91.4	
Wrong	4.9	7.5	6.0	6.6	6.2	
A little bit wrong	1.2	2.0	1.6	2.2	1.7	
Not at all wrong	0.6	0.6	0.8	0.8	0.7	
N of Valid	2329	2323	2035	1511	8198	
N of Miss	66	85	71	83	305	

Table 82: How wrong do you think it is for someone your age to: steal anything?

Response	6	8	10	12	Total	
Very wrong	74.3	60.4	66.2	73.2	68.2	
Wrong	21.8	32.3	27.0	22.3	26.1	
A little bit wrong	3.1	6.6	6.2	3.8	5.0	
Not at all wrong	0.7	0.7	0.6	0.7	0.7	
N of Valid	2319	2301	2017	1506	8143	
N of Miss	76	107	89	88	360	

Table 83: How wrong do you think it is for someone your age to: pick a fight with someone?

Response	6	8	10	12	Total	
Very wrong	53.8	38.5	45.4	53.4	47.3	
Wrong	31.1	36.7	33.0	29.5	32.9	
A little bit wrong	12.4	21.4	18.4	14.2	16.8	
Not at all wrong	2.6	3.5	3.2	2.8	3.0	
N of Valid	2318	2308	2023	1503	8152	
N of Miss	77	100	83	91	351	

Table 84: How wrong do you think it is for someone your age to: attack someone with the idea of seriously hurting them?


Response	6	8	10	12	Total	
Very wrong	87.6	80.2	77.2	78.0	81.1	
Wrong	8.8	14.1	16.8	15.4	13.5	
A little bit wrong	2.7	4.3	4.4	4.9	4.0	
Not at all wrong	0.9	1.5	1.6	1.8	1.4	
N of Valid	2318	2309	2018	1503	8148	
N of Miss	77	99	88	91	355	

Table 85: How wrong do you think it is for someone your age to: stay away from school all day when their parents think they are at school?


Response	6	8	10	12	Total	
Very wrong	77.7	60.0	54.7	54.3	62.7	
Wrong	17.1	28.2	32.7	26.8	25.9	
A little bit wrong	4.1	9.8	10.8	16.5	9.7	
Not at all wrong	1.1	2.0	1.8	2.4	1.8	
N of Valid	2326	2315	2028	1506	8175	
N of Miss	69	93	78	88	328	

Table 86: How wrong do you think it is for someone your age to: drink beer, wine or hard liquor (for example, vodka, whiskey, or gin) regularly?


Response	6	8	10	12	Total	
Very wrong	90.7	72.4	56.6	48.5	69.3	
Wrong	6.4	17.6	23.8	21.6	16.7	
A little bit wrong	2.0	7.9	15.4	20.6	10.4	
Not at all wrong	0.9	2.1	4.1	9.3	3.6	
N of Valid	2325	2318	2027	1505	8175	
N of Miss	70	90	79	89	328	

Table 87: How wrong do you think it is for someone your age to: smoke cigarettes?





Response	6	8	10	12	Total	
Very wrong	91.5	77.7	67.5	57.8	75.4	
Wrong	6.4	16.0	22.5	21.0	15.8	
A little bit wrong	1.4	4.4	7.6	13.6	6.0	
Not at all wrong	0.6	1.9	2.4	7.6	2.7	
N of Valid	2326	2316	2028	1508	8178	
N of Miss	69	92	78	86	325	

Table 88: How wrong do you think it is for someone your age to: smoke marijuana?





Response	6	8	10	12	Total	
Very wrong	95.5	78.1	62.4	52.4	74.4	
Wrong	2.9	11.4	16.8	16.6	11.3	
A little bit wrong	0.8	6.8	12.6	15.9	8.2	
Not at all wrong	0.8	3.6	8.2	15.2	6.1	
N of Valid	2312	2314	2032	1507	8165	
N of Miss	83	94	74	87	338	

Table 89: How wrong do you think it is for someone your age to: use prescription drugs or non-prescription drugs for the purpose of getting high?





Response	6	8	10	12	Total	
Very wrong	96.0	87.3	82.9	81.8	87.6	
Wrong	3.1	9.7	13.1	13.2	9.3	
A little bit wrong	0.5	2.0	3.0	3.7	2.1	
Not at all wrong	0.4	1.0	1.0	1.4	0.9	
N of Valid	2315	2310	2024	1504	8153	
N of Miss	80	98	82	90	350	

Table 90: How wrong do you think it is for someone your age to: use synthetic marijuana (K2, spice) or bath salts?





Response	6	8	10	12	Total	
Very wrong	96.1	89.1	86.1	86.9	89.9	
Wrong	2.9	8.1	10.6	9.4	7.5	
A little bit wrong	0.4	1.6	2.3	2.5	1.6	
Not at all wrong	0.6	1.2	1.0	1.1	1.0	
N of Valid	2304	2311	2026	1503	8144	
N of Miss	91	97	80	91	359	

Table 91: How wrong do you think it is for someone your age to: use LSD, cocaine, amphetamines or another illegal drug?





Response	6	8	10	12	Total	
Very wrong	97.4	92.1	89.1	87.6	92.0	
Wrong	2.0	6.1	8.3	8.8	6.0	
A little bit wrong	0.2	1.0	1.5	2.3	1.2	
Not at all wrong	0.4	0.8	1.0	1.3	0.8	
N of Valid	2309	2305	2024	1506	8144	
N of Miss	86	103	82	88	359	

Table 92: How wrong do you think it is for someone your age to: use e-cigarettes, e-cigars or e-hookahs (vaping)?





Response	6	8	10	12	Total	
Very wrong	88.3	64.6	53.4	48.3	65.5	
Wrong	6.7	17.6	18.3	14.6	14.1	
A little bit wrong	3.2	12.2	18.6	18.6	12.4	
Not at all wrong	1.8	5.6	9.7	18.5	7.9	
N of Valid	2298	2297	2014	1496	8105	
N of Miss	97	111	92	98	398	

Table 93: At school during the past 12 months, did you receive help from the resource teacher, speech therapist or other special education teacher?

Response	6	8	10	12	Total
No	0.0	0.0	0.0	0.0	0.0
Yes	0.0	0.0	0.0	0.0	0.0
N of Valid	0	0	0	0	0
N of Miss	0	0	0	0	0

Table 94: How many times in the past year (12 months) have you: been suspended from school?

Response	6	8	10	12	Total	
Never	89.0	87.8	88.9	92.4	89.3	<div></div>
1 to 2 times	8.7	9.3	8.8	6.3	8.5	<div></div>
3 to 5 times	1.5	2.0	1.3	0.9	1.5	<div></div>
6 to 9 times	0.3	0.2	0.3	0.2	0.3	<div></div>
10+ times	0.4	0.6	0.6	0.3	0.5	<div></div>
N of Valid	2326	2309	2030	1509	8174	
N of Miss	69	99	76	85	329	

Table 95: How many times in the past year (12 months) have you: carried a handgun?

Response	6	8	10	12	Total	
Never	96.2	95.4	95.8	95.2	95.7	<div></div>
1 to 2 times	2.4	3.0	2.2	2.1	2.4	<div></div>
3 to 5 times	0.6	0.6	0.8	0.8	0.7	<div></div>
6 to 9 times	0.3	0.3	0.3	0.3	0.3	<div></div>
10+ times	0.6	0.8	0.9	1.6	0.9	<div></div>
N of Valid	2314	2301	2024	1510	8149	
N of Miss	81	107	82	84	354	

Table 96: How many times in the past year (12 months) have you: sold illegal drugs?






Response	6	8	10	12	Total	
Never	99.8	99.0	97.7	95.9	98.3	
1 to 2 times	0.1	0.6	0.9	1.5	0.7	
3 to 5 times	0.1	0.2	0.4	1.2	0.4	
6 to 9 times	0.0	0.0	0.3	0.2	0.1	
10+ times	0.0	0.2	0.7	1.3	0.5	
N of Valid	2306	2304	2024	1508	8142	
N of Miss	89	104	82	86	361	

Table 97: How many times in the past year (12 months) have you: stolen or tried to steal a motor vehicle such as a car or motorcycle?






Response	6	8	10	12	Total	
Never	99.4	99.0	98.9	98.6	99.0	
1 to 2 times	0.4	0.7	0.7	0.6	0.6	
3 to 5 times	0.0	0.2	0.1	0.3	0.1	
6 to 9 times	0.0	0.0	0.1	0.3	0.1	
10+ times	0.1	0.2	0.1	0.2	0.1	
N of Valid	2303	2301	2021	1507	8132	
N of Miss	92	107	85	87	371	

Table 98: How many times in the past year (12 months) have you: participated in clubs, organizations or activities at school?






Response	6	8	10	12	Total	
Never	39.2	34.4	33.0	38.6	36.2	
1 to 2 times	23.9	22.2	15.2	13.4	19.3	
3 to 5 times	14.5	16.3	14.1	12.3	14.5	
6 to 9 times	6.5	5.9	7.4	6.0	6.4	
10+ times	15.9	21.2	30.2	29.8	23.5	
N of Valid	2295	2306	2022	1512	8135	
N of Miss	100	102	84	82	368	

Table 99: How many times in the past year (12 months) have you: been arrested?






Response	6	8	10	12	Total	
Never	98.9	97.8	96.8	97.2	97.7	
1 to 2 times	1.0	1.7	2.6	2.2	1.8	
3 to 5 times	0.1	0.3	0.3	0.3	0.3	
6 to 9 times	0.0	0.0	0.0	0.1	0.0	
10+ times	0.0	0.2	0.2	0.2	0.1	
N of Valid	2310	2293	2013	1507	8123	
N of Miss	85	115	93	87	380	

Table 100: How many times in the past year (12 months) have you: attacked someone with the idea of seriously hurting them?






Response	6	8	10	12	Total	
Never	94.1	92.5	93.2	95.1	93.6	
1 to 2 times	4.6	5.7	4.6	3.0	4.6	
3 to 5 times	0.7	0.7	1.4	1.1	0.9	
6 to 9 times	0.0	0.2	0.3	0.5	0.2	
10+ times	0.5	0.8	0.4	0.3	0.5	
N of Valid	2317	2305	2020	1509	8151	
N of Miss	78	103	86	85	352	

Table 101: How many times in the past year (12 months) have you: been drunk or high at school?






Response	6	8	10	12	Total	
Never	99.4	95.6	91.9	90.2	94.8	
1 to 2 times	0.6	2.9	4.0	4.6	2.8	
3 to 5 times	0.1	0.7	1.8	2.0	1.0	
6 to 9 times	0.0	0.3	0.7	0.9	0.4	
10+ times	0.0	0.4	1.6	2.3	0.9	
N of Valid	2313	2311	2024	1509	8157	
N of Miss	82	97	82	85	346	

Table 102: How many times in the past year (12 months) have you: taken a handgun to school?






Response	6	8	10	12	Total	
Never	99.7	99.7	99.6	99.3	99.6	
1 to 2 times	0.2	0.1	0.2	0.3	0.2	
3 to 5 times	0.1	0.1	0.0	0.1	0.1	
6 to 9 times	0.0	0.0	0.0	0.1	0.0	
10+ times	0.0	0.1	0.1	0.3	0.1	
N of Valid	2309	2303	2019	1507	8138	
N of Miss	86	105	87	87	365	

Table 103: How many times in the past year (12 months) have you: used e-cigarettes, e-cigars, or e-hookahs (vaping)?






Response	6	8	10	12	Total	
Never	99.7	99.7	99.6	99.3	99.6	
1 to 2 times	0.2	0.1	0.2	0.3	0.2	
3 to 5 times	0.1	0.1	0.0	0.1	0.1	
6 to 9 times	0.0	0.0	0.0	0.1	0.0	
10+ times	0.0	0.1	0.1	0.3	0.1	
N of Valid	2309	2303	2019	1507	8138	
N of Miss	86	105	87	87	365	

Table 104: Are you currently on probation, or assigned a probation officer with Juvenile Court?



Response	6	8	10	12	Total	
No	97.8	97.4	96.6	97.6	97.3	
Yes	2.2	2.6	3.4	2.4	2.7	
N of Valid	2077	2073	1776	1318	7244	
N of Miss	318	335	330	276	1259	

Table 105: Have you ever belonged to a gang?






Response	6	8	10	12	Total	
No	95.5	95.4	94.2	95.4	95.1	
No, but would like to	1.5	1.6	1.4	1.8	1.6	
Yes, in the past	1.9	1.6	1.8	1.1	1.6	
Yes, belong now	1.0	1.3	2.5	1.6	1.6	
Yes, but would like to get out	0.1	0.2	0.0	0.1	0.1	
N of Valid	2317	2312	2016	1506	8151	
N of Miss	78	96	90	88	352	

Table 106: If you have ever belonged to a gang, did that gang have a name?




Response	6	8	10	12	Total	
No	13.7	12.4	15.1	20.1	14.8	
Yes	2.9	3.1	4.2	3.2	3.4	
I have never belonged to a gang	83.4	84.5	80.7	76.7	81.8	
N of Valid	2318	2312	2013	1499	8142	
N of Miss	77	96	93	95	361	

Table 107: You are at a party at someone's house, and one of your friends offers you a drink containing alcohol. What would you say or do?





Response	6	8	10	12	Total	
Drink it	3.9	14.5	24.3	36.2	17.9	
Tell your friend, 'No thanks, I don't drink' and suggest that you and your friend go and do something else	47.1	43.7	34.4	27.8	39.4	
Just say, 'No thanks' and walk away	30.2	27.6	30.1	28.5	29.1	
Make up a good excuse, tell your friend you had something else to do, and leave	18.9	14.3	11.2	7.6	13.6	
N of Valid	2308	2318	2021	1507	8154	
N of Miss	87	90	85	87	349	

Table 108: How often do you attend religious services or activities?





Response	6	8	10	12	Total	
Never	23.3	17.2	19.3	21.3	20.2	
Rarely	22.8	24.6	23.2	25.4	23.9	
1-2 Times a Month	12.0	14.9	15.1	15.5	14.3	
About Once a Week or More	41.9	43.3	42.4	37.8	41.6	
N of Valid	2251	2314	2019	1505	8089	
N of Miss	144	94	87	89	414	

Table 109: I think sometimes it's okay to cheat at school.





Response	6	8	10	12	Total	
NO!	66.3	38.6	26.7	23.6	40.8	
no	27.3	40.3	39.0	40.7	36.4	
yes	5.3	18.5	28.3	28.2	19.0	
YES!	1.0	2.6	6.0	7.5	3.9	
N of Valid	2312	2292	2011	1494	8109	
N of Miss	83	116	95	100	394	

Table 110: It is important to think before you act.





Response	6	8	10	12	Total	
NO!	2.8	3.0	2.7	3.6	3.0	
no	2.1	2.9	3.1	2.9	2.7	
yes	24.6	36.2	36.9	37.1	33.2	
YES!	70.5	57.9	57.3	56.4	61.0	
N of Valid	2299	2280	1997	1495	8071	
N of Miss	96	128	109	99	432	

Table 111: Sometimes I think that life is not worth it.





Response	6	8	10	12	Total	
NO!	57.4	43.0	39.0	38.1	45.2	
no	19.7	22.8	25.5	26.3	23.2	
yes	15.9	22.4	22.8	25.3	21.2	
YES!	7.0	11.8	12.7	10.3	10.4	
N of Valid	2268	2268	1999	1489	8024	
N of Miss	127	140	107	105	479	

Table 112: At times I think I am no good at all.





Response	6	8	10	12	Total	
NO!	37.2	30.2	26.9	28.1	31.0	
no	22.6	22.2	23.8	26.2	23.5	
yes	27.7	31.1	32.5	32.6	30.8	
YES!	12.6	16.5	16.7	13.1	14.8	
N of Valid	2281	2257	1997	1488	8023	
N of Miss	114	151	109	106	480	

Table 113: All in all, I am inclined to think that I am a failure.





Response	6	8	10	12	Total	
NO!	54.0	42.9	38.0	37.3	43.8	
no	25.5	29.6	31.3	34.4	29.7	
yes	13.3	17.3	20.0	19.9	17.3	
YES!	7.2	10.2	10.7	8.4	9.1	
N of Valid	2269	2268	2000	1487	8024	
N of Miss	126	140	106	107	479	

Table 114: In the past year, have you felt depressed or sad MOST days, even if you felt okay sometimes?





Response	6	8	10	12	Total	
NO!	37.4	31.0	27.0	27.6	31.2	
no	20.0	21.5	21.3	22.8	21.3	
yes	25.5	25.8	30.1	30.9	27.7	
YES!	17.2	21.8	21.6	18.7	19.9	
N of Valid	2283	2275	2003	1490	8051	
N of Miss	112	133	103	104	452	

Table 115: It is all right to beat up people if they start the fight.





Response	6	8	10	12	Total	
NO!	49.4	30.8	25.4	27.0	34.1	
no	21.3	22.1	23.4	23.0	22.4	
yes	16.8	24.8	26.6	26.3	23.3	
YES!	12.5	22.2	24.6	23.7	20.3	
N of Valid	2290	2276	2003	1489	8058	
N of Miss	105	132	103	105	445	

Table 116: I think it is okay to take something without asking if you can get away with it.





Response	6	8	10	12	Total	
NO!	81.6	65.9	60.5	62.5	68.4	
no	16.5	30.0	34.3	32.2	27.6	
yes	1.4	2.7	4.1	3.8	2.9	
YES!	0.4	1.3	1.1	1.4	1.0	
N of Valid	2285	2277	1996	1486	8044	
N of Miss	110	131	110	108	459	

Table 117: Where do you get the most information about living a drug and alcohol free life? Parents/guardians





Response	6	8	10	12	Total	
All the time	56.8	53.7	50.6	45.6	52.3	
Most	17.8	21.1	21.8	23.7	20.9	
Some	11.4	13.4	15.8	17.5	14.2	
Very little	14.0	11.8	11.8	13.2	12.7	
N of Valid	2240	2258	1993	1485	7976	
N of Miss	155	150	113	109	527	

Table 118: Where do you get the most information about living a drug and alcohol free life? Friends





Response	6	8	10	12	Total	
All the time	23.1	15.7	13.7	14.2	17.0	
Most	15.0	16.7	15.6	13.5	15.4	
Some	23.6	26.2	30.0	27.9	26.8	
Very little	38.3	41.4	40.6	44.4	40.9	
N of Valid	2156	2220	1957	1466	7799	
N of Miss	239	188	149	128	704	

Table 119: Where do you get the most information about living a drug and alcohol free life? Family members





Response	6	8	10	12	Total	
All the time	53.2	43.4	37.7	34.8	43.1	
Most	17.9	23.4	23.6	20.7	21.4	
Some	12.9	17.4	20.7	23.1	18.1	
Very little	16.0	15.7	17.9	21.4	17.4	
N of Valid	2201	2229	1969	1476	7875	
N of Miss	194	179	137	118	628	

Table 120: Where do you get the most information about living a drug and alcohol free life? School





Response	6	8	10	12	Total	
All the time	64.9	56.0	48.9	46.6	55.0	
Most	16.2	22.0	23.8	22.5	20.9	
Some	8.4	13.3	17.7	19.4	14.2	
Very little	10.5	8.7	9.6	11.4	9.9	
N of Valid	2226	2241	1978	1477	7922	
N of Miss	169	167	128	117	581	

Table 121: Where do you get the most information about living a drug and alcohol free life? Internet





Response	6	8	10	12	Total	
All the time	23.5	19.0	19.3	19.8	20.5	
Most	14.3	16.8	17.2	14.3	15.7	
Some	24.3	28.2	28.8	29.8	27.6	
Very little	38.0	36.0	34.7	36.1	36.2	
N of Valid	2166	2224	1961	1477	7828	
N of Miss	229	184	145	117	675	

Table 122: Where do you get the most information about living a drug and alcohol free life? TV





Response	6	8	10	12	Total	
All the time	27.9	22.4	20.1	20.1	22.9	
Most	16.8	17.1	18.5	15.8	17.1	
Some	25.1	29.9	31.4	32.0	29.3	
Very little	30.2	30.6	30.0	32.1	30.6	
N of Valid	2167	2227	1954	1472	7820	
N of Miss	228	181	152	122	683	

Table 123: Where do you get the most information about living a drug and alcohol free life? Social media





Response	6	8	10	12	Total	
All the time	20.0	16.8	17.6	18.0	18.1	
Most	11.6	14.5	13.1	14.8	13.4	
Some	19.3	25.0	29.2	27.0	24.9	
Very little	49.1	43.7	40.2	40.2	43.6	
N of Valid	2118	2216	1954	1479	7767	
N of Miss	277	192	152	115	736	

Table 124: How much do you think people risk harming themselves (physically or in other ways) if they: smoked one or more packs of cigarettes per day?





Response	6	8	10	12	Total	
No risk	15.0	10.1	8.2	8.9	10.8	
Slight risk	7.9	7.5	7.0	7.9	7.6	
Moderate risk	18.4	20.4	19.4	21.7	19.8	
Great risk	58.8	62.0	65.4	61.4	61.8	
N of Valid	2267	2273	1989	1475	8004	
N of Miss	128	135	117	119	499	

Table 125: How much do you think people risk harming themselves (physically or in other ways) if they: try marijuana once or twice?





Response	6	8	10	12	Total	
No risk	17.6	22.4	31.4	41.6	26.8	
Slight risk	21.8	30.0	30.2	26.8	27.1	
Moderate risk	23.8	21.4	17.8	14.3	19.9	
Great risk	36.8	26.2	20.5	17.4	26.2	
N of Valid	2250	2254	1977	1465	7946	
N of Miss	145	154	129	129	557	

Table 126: How much do you think people risk harming themselves (physically or in other ways) if they: smoke marijuana once or twice a week?


Response	6	8	10	12	Total	
No risk	16.1	16.0	21.5	28.9	19.8	
Slight risk	8.2	16.8	21.1	24.1	16.8	
Moderate risk	21.1	24.5	24.3	20.6	22.8	
Great risk	54.5	42.6	33.1	26.3	40.6	
N of Valid	2233	2240	1976	1462	7911	
N of Miss	162	168	130	132	592	

Table 127: How much do you think people risk harming themselves (physically or in other ways) if they: take one or two drinks of an alcoholic beverage (beer, wine, liquor) nearly every day?


Response	6	8	10	12	Total	
No risk	16.2	13.1	12.2	14.7	14.0	
Slight risk	15.1	20.8	21.1	23.4	19.7	
Moderate risk	23.4	26.3	29.6	26.9	26.4	
Great risk	45.2	39.9	37.2	35.0	39.8	
N of Valid	2252	2264	1975	1467	7958	
N of Miss	143	144	131	127	545	

Table 128: How much do you think people risk harming themselves (physically or in other ways) if they: have five or more drinks of an alcoholic beverage once or twice a weekend?


Response	6	8	10	12	Total	
No risk	15.4	11.0	9.6	12.9	12.2	
Slight risk	8.4	10.4	13.1	18.0	11.9	
Moderate risk	21.2	26.3	29.6	27.5	25.9	
Great risk	55.0	52.3	47.6	41.7	49.9	
N of Valid	2242	2265	1984	1470	7961	
N of Miss	153	143	122	124	542	

Table 129: How much do you think people risk harming themselves (physically or in other ways) if they: use prescription drugs that are not prescribed to them?

Response	6	8	10	12	Total	
No risk	14.9	9.7	7.3	8.1	10.3	
Slight risk	4.9	6.5	8.1	7.4	6.6	
Moderate risk	13.9	16.0	18.2	21.1	16.9	
Great risk	66.3	67.7	66.4	63.3	66.2	
N of Valid	2251	2262	1981	1467	7961	
N of Miss	144	146	125	127	542	

Table 130: How much do you think people risk harming themselves (physically or in other ways) if they: use non-prescription drugs to get high?

Response	6	8	10	12	Total	
No risk	15.0	10.0	7.2	8.5	10.4	
Slight risk	3.4	5.1	5.0	5.6	4.7	
Moderate risk	11.2	16.1	17.8	19.5	15.8	
Great risk	70.3	68.8	70.0	66.3	69.1	
N of Valid	2242	2256	1978	1463	7939	
N of Miss	153	152	128	131	564	

Table 131: How much do you think people risk harming themselves (physically or in other ways) if they: use e-cigarettes, e-cigars, or e-hookahs?

Response	6	8	10	12	Total	
No risk	17.2	18.6	18.9	23.3	19.1	
Slight risk	13.5	24.3	29.5	31.5	23.9	
Moderate risk	22.0	23.5	23.4	21.8	22.7	
Great risk	47.3	33.6	28.2	23.5	34.3	
N of Valid	2241	2253	1971	1462	7927	
N of Miss	154	155	135	132	576	

Table 132: Have you ever used smokeless tobacco (chew, snuff, plug, dipping tobacco, or chewing tobacco)?






Response	6	8	10	12	Total	
Never	96.7	92.1	88.7	82.8	90.8	
Once or Twice	2.7	5.1	6.6	8.2	5.3	
Once in a while but not regularly	0.3	1.4	2.1	3.1	1.6	
Regularly in the past	0.2	0.8	1.5	3.2	1.2	
Regularly now	0.1	0.7	1.2	2.7	1.0	
N of Valid	2261	2248	1965	1457	7931	
N of Miss	134	160	141	137	572	

Table 133: How often have you used smokeless tobacco during the past 30 days?







Response	6	8	10	12	Total	
Not at all	99.2	97.3	96.3	92.4	96.7	
Once or twice	0.5	1.5	1.6	2.7	1.5	
Once or twice per week	0.0	0.4	0.5	1.0	0.4	
Three to five times per week	0.0	0.1	0.3	0.6	0.2	
About once a day	0.1	0.2	0.3	0.8	0.3	
More than once a day	0.1	0.5	1.0	2.5	0.9	
N of Valid	2265	2237	1967	1456	7925	
N of Miss	130	171	139	138	578	

Table 134: Have you ever smoked cigarettes?






Response	6	8	10	12	Total	
Never	94.4	84.5	79.9	68.5	83.3	
Once or Twice	4.7	10.8	12.4	14.8	10.2	
Once in a while but not regularly	0.5	2.8	3.4	7.1	3.1	
Regularly in the past	0.3	1.4	2.7	5.3	2.1	
Regularly now	0.0	0.5	1.6	4.3	1.4	
N of Valid	2256	2240	1965	1453	7914	
N of Miss	139	168	141	141	589	

Table 135: How frequently have you smoked cigarettes during the past 30 days?

Response	6	8	10	12	Total	
Not at all	99.5	96.7	95.0	88.9	95.6	
Less than one cigarette per day	0.4	2.2	3.2	5.6	2.6	
One to five cigarettes per day	0.0	0.7	1.3	3.1	1.1	
About one-half pack per day	0.1	0.1	0.3	1.5	0.4	
About one pack per day	0.0	0.1	0.1	0.4	0.1	
About one and one-half packs per day	0.0	0.0	0.1	0.2	0.1	
Two packs or more per day	0.0	0.1	0.2	0.3	0.1	
N of Valid	2256	2238	1966	1455	7915	
N of Miss	139	170	140	139	588	

Table 136: Which statement best describes rules about smoking inside your home or your family cars?

Response	6	8	10	12	Total	
Smoking is not allowed anywhere inside your home or cars	63.2	61.9	66.8	66.5	64.3	
Smoking is allowed in some places and at some times or in some cars	10.0	11.5	9.3	10.7	10.4	
Smoking is allowed anywhere inside the home or cars	3.4	5.1	4.7	5.1	4.5	
There are no rules about smoking inside the home or cars	3.8	4.5	5.7	5.7	4.8	
I don't know	19.5	17.0	13.5	12.1	16.0	
N of Valid	2246	2234	1971	1452	7903	
N of Miss	149	174	135	142	600	

Table 137: Have you ever used e-cigarettes, e-cigars, or e-hookahs (vaping)?

Response	6	8	10	12	Total	
Never	93.3	77.4	66.0	54.9	74.9	
Once or Twice	4.7	10.3	12.6	13.5	9.9	
Once in a while but not regularly	1.0	5.9	9.2	12.0	6.4	
Regularly in the past	0.4	2.7	4.9	6.3	3.3	
Regularly now	0.6	3.7	7.4	13.4	5.5	
N of Valid	2240	2233	1968	1455	7896	
N of Miss	155	175	138	139	607	

Table 138: How frequently have you used e-cigarettes, e-cigars, or e-hookahs (vaping)?








Response	6	8	10	12	Total	
Not at all	97.9	87.9	78.9	69.2	85.1	
Less than 10 puffs per day	1.2	6.9	11.4	12.2	7.4	
10 to 50 puffs per day	0.4	2.7	5.6	9.1	3.9	
About one-half cartomiser per day	0.2	1.0	1.5	3.5	1.4	
About one cartomiser per day	0.2	0.5	1.2	2.7	1.0	
About one and one-half cartomisers per day	0.1	0.3	0.6	1.3	0.5	
Two cartomisers or more per day	0.0	0.6	0.9	1.9	0.8	
N of Valid	2231	2216	1955	1447	7849	
N of Miss	164	192	151	147	654	

Table 139: During this school year, were you taught in any of your classes about the dangers of tobacco use?






Response	6	8	10	12	Total	
Never	21.6	27.6	33.1	39.1	29.4	
Rarely	12.0	18.8	19.8	21.9	17.7	
Sometimes	20.8	22.3	23.5	21.9	22.1	
Often	22.0	18.9	15.1	10.8	17.4	
Almost always	23.6	12.4	8.5	6.3	13.5	
N of Valid	2250	2233	1961	1449	7893	
N of Miss	145	175	145	145	610	

Table 140: During the past 12 months, have you participated in any community activities to discourage people your age from using cigarettes, chewing tobacco, snuff, dip or cigars, e-cigarettes, e-cigars, or e-hookahs?






Response	6	8	10	12	Total	
Never	56.4	64.1	65.3	71.8	63.7	
Rarely	13.4	15.1	14.1	11.8	13.8	
Sometimes	12.7	11.6	9.8	9.6	11.1	
Often	9.5	4.8	6.1	4.1	6.3	
Almost always	8.0	4.4	4.7	2.8	5.2	
N of Valid	2210	2227	1953	1445	7835	
N of Miss	185	181	153	149	668	

Table 141: Think back over the last two weeks. How many times have you had five or more alcoholic drinks in a row?







Response	6	8	10	12	Total	
None	98.5	95.6	90.6	83.4	92.9	
Once	0.8	1.8	4.0	7.6	3.1	
Twice	0.4	1.5	2.4	4.3	1.9	
3-5 times	0.2	0.6	1.8	2.7	1.2	
6-9 times	0.1	0.1	0.5	0.7	0.3	
10 or more times	0.0	0.5	0.8	1.3	0.6	
N of Valid	2224	2200	1938	1430	7792	
N of Miss	171	208	168	164	711	

Table 142: During the past 30 days, how many times did you ride in a car or other vehicle driven by someone who had been drinking alcohol or using drugs to get high?






Response	6	8	10	12	Total	
0 times	91.2	89.4	87.5	86.7	88.9	
1 time	4.8	4.5	4.8	4.7	4.7	
2 or 3 times	2.1	3.3	4.3	4.1	3.3	
4 or 5 times	0.6	1.2	1.4	1.5	1.1	
6 or more times	1.3	1.7	2.1	3.0	1.9	
N of Valid	2224	2205	1949	1440	7818	
N of Miss	171	203	157	154	685	

Table 143: During the past 30 days, how many times did you drive a car or other vehicle when you had been drinking alcohol or using drugs to get high?







Response	6	8	10	12	Total	
I did not drive a car in the past 30 days	49.4	55.0	42.4	26.4	45.0	
0 times	49.5	43.5	53.7	66.1	51.9	
1 time	0.5	0.6	1.8	2.9	1.3	
2 or 3 times	0.2	0.5	1.4	1.6	0.9	
4 or 5 times	0.1	0.2	0.3	1.0	0.3	
6 or more times	0.2	0.1	0.5	2.1	0.6	
N of Valid	2180	2184	1942	1437	7743	
N of Miss	215	224	164	157	760	

Table 144: If you drank alcohol (not just a sip or taste) in the past year, where did you usually drink it?











Response	6	8	10	12	Total	
I did not drink alcohol in the past year	95.4	84.7	73.2	59.2	80.2	
At my home	2.6	6.6	9.0	10.5	6.8	
At someone else's home	1.2	6.8	14.0	26.2	10.6	
At an open area like a park, beach, field, back road, woods, or a street corner	0.2	0.7	1.7	1.8	1.0	
At a sporting event or concert	0.2	0.2	0.3	0.3	0.2	
At a restaurant, bar, or a nightclub	0.1	0.3	0.4	0.5	0.3	
At an empty building or a construction site	0.0	0.2	0.1	0.1	0.1	
At a hotel/motel	0.1	0.2	0.7	0.5	0.4	
An a car	0.1	0.0	0.4	0.5	0.2	
At school	0.1	0.2	0.3	0.5	0.3	
N of Valid	2186	2196	1919	1423	7724	
N of Miss	209	212	187	171	779	

Table 145: How do you feel about someone your age having one or two drinks of an alcoholic beverage nearly every day?





Response	6	8	10	12	Total	
Neither approve nor disapprove	17.3	25.6	32.5	36.7	27.1	
Somewhat disapprove	6.1	13.5	19.5	21.7	14.4	
Strongly disapprove	61.3	48.5	37.5	32.1	46.3	
Don't know or can't say	15.3	12.3	10.5	9.4	12.2	
N of Valid	2196	2211	1943	1444	7794	
N of Miss	199	197	163	150	709	

Table 146: On how many occasions have you had alcoholic beverages (beer, wine or hard liquor) to drink in your lifetime - more than just a few sips?






Response	6	8	10	12	Total	
0	93.1	79.0	68.3	53.9	75.8	
1-2	4.9	11.1	12.4	13.5	10.1	
3-5	1.4	4.8	7.4	10.3	5.5	
6-9	0.1	1.8	4.0	4.9	2.4	
10+	0.5	3.2	7.8	17.4	6.2	
N of Valid	2233	2218	1950	1439	7840	
N of Miss	162	190	156	155	663	

Table 147: On how many occasions have you drunk one of more drinks of an alcoholic beverage during the past 30 days?


Response	6	8	10	12	Total	
0	99.2	93.8	86.7	78.7	90.8	
1-2	0.7	4.5	8.6	12.8	6.0	
3-5	0.1	0.9	2.8	4.5	1.8	
6-9	0.0	0.5	0.8	1.7	0.6	
10+	0.0	0.3	1.1	2.3	0.8	
N of Valid	2233	2211	1941	1435	7820	
N of Miss	162	197	165	159	683	

Table 148: On how many occasions have you used marijuana (grass, pot) or hashish (hash, hash oil) in your lifetime?


Response	6	8	10	12	Total	
0	99.0	92.5	83.9	73.3	88.7	
1-2	0.9	3.2	5.4	8.0	3.9	
3-5	0.1	1.7	2.6	3.6	1.8	
6-9	0.0	0.6	2.0	1.7	1.0	
10+	0.0	2.1	6.2	13.3	4.6	
N of Valid	2227	2202	1940	1433	7802	
N of Miss	168	206	166	161	701	

Table 149: On how many occasions have you used marijuana (grass, pot) or hashish (hash, hash oil) during the past 30 days?


Response	6	8	10	12	Total	
0	99.7	96.8	93.1	88.2	95.1	
1-2	0.2	1.4	2.9	4.3	2.0	
3-5	0.0	0.8	1.7	1.5	0.9	
6-9	0.0	0.3	0.6	1.1	0.4	
10+	0.0	0.7	1.8	4.9	1.6	
N of Valid	2219	2206	1934	1437	7796	
N of Miss	176	202	172	157	707	

Table 150: On how many occasions have you used LSD or other psychedelics in your lifetime?


Response	6	8	10	12	Total	
0	99.9	99.4	98.9	96.7	98.9	
1-2	0.1	0.5	0.8	2.0	0.7	
3-5	0.0	0.0	0.1	0.4	0.1	
6-9	0.0	0.0	0.2	0.5	0.2	
10+	0.0	0.0	0.1	0.4	0.1	
N of Valid	2213	2213	1939	1432	7797	
N of Miss	182	195	167	162	706	

Table 151: On how many occasions have you used LSD or other psychedelics during the past 30 days?


Response	6	8	10	12	Total	
0	100.0	99.9	99.6	99.2	99.7	
1-2	0.0	0.0	0.3	0.6	0.2	
3-5	0.0	0.0	0.1	0.1	0.0	
6-9	0.0	0.0	0.0	0.0	0.0	
10+	0.0	0.0	0.1	0.2	0.1	
N of Valid	2203	2207	1935	1433	7778	
N of Miss	192	201	171	161	725	

Table 152: On how many occasions have you used cocaine or crack in your lifetime?


Response	6	8	10	12	Total	
0	99.8	99.5	99.0	97.9	99.2	
1-2	0.1	0.4	0.6	1.3	0.5	
3-5	0.0	0.1	0.3	0.3	0.2	
6-9	0.0	0.0	0.1	0.1	0.0	
10+	0.0	0.0	0.1	0.5	0.1	
N of Valid	2229	2206	1938	1434	7807	
N of Miss	166	202	168	160	696	

Table 153: On how many occasions have you used cocaine or crack during the past 30 days?


Response	6	8	10	12	Total	
0	99.9	99.9	99.7	99.3	99.7	
1-2	0.1	0.0	0.2	0.5	0.2	
3-5	0.0	0.0	0.1	0.1	0.1	
6-9	0.0	0.0	0.0	0.1	0.0	
10+	0.0	0.0	0.0	0.1	0.0	
N of Valid	2216	2196	1937	1434	7783	
N of Miss	179	212	169	160	720	

Table 154: On how many occasions have you sniffed glue, breathed the contents of an aerosol spray can, or inhaled other gases or sprays, in order to get high in your lifetime?


Response	6	8	10	12	Total	
0	96.4	94.2	96.6	97.2	96.0	
1-2	2.5	3.3	2.1	1.6	2.4	
3-5	0.4	1.3	0.7	0.6	0.8	
6-9	0.2	0.3	0.3	0.2	0.3	
10+	0.4	1.0	0.3	0.3	0.5	
N of Valid	2223	2209	1939	1438	7809	
N of Miss	172	199	167	156	694	

Table 155: On how many occasions have you sniffed glue, breathed the contents of an aerosol spray can, or inhaled other gases or sprays, in order to get high during the past 30 days?


Response	6	8	10	12	Total	
0	98.2	97.4	99.3	99.2	98.5	
1-2	1.2	1.8	0.6	0.6	1.1	
3-5	0.4	0.5	0.1	0.1	0.3	
6-9	0.1	0.0	0.0	0.0	0.0	
10+	0.0	0.2	0.0	0.1	0.1	
N of Valid	2212	2186	1932	1430	7760	
N of Miss	183	222	174	164	743	

Table 156: On how many occasions have you used Pegaramide (peg, Peggy, etc.) in your lifetime?


Response	6	8	10	12	Total	
0	100.0	100.0	100.0	100.0	100.0	
1-2	0.0	0.0	0.0	0.0	0.0	
3-5	0.0	0.0	0.0	0.0	0.0	
6-9	0.0	0.0	0.0	0.0	0.0	
10+	0.0	0.0	0.0	0.0	0.0	
N of Valid	2196	2202	1938	1435	7771	
N of Miss	199	206	168	159	732	

Table 157: On how many occasions have you used Pegaramide (peg, Peggy, etc.) during the past 30 days?


Response	6	8	10	12	Total	
0	100.0	100.0	100.0	100.0	100.0	
1-2	0.0	0.0	0.0	0.0	0.0	
3-5	0.0	0.0	0.0	0.0	0.0	
6-9	0.0	0.0	0.0	0.0	0.0	
10+	0.0	0.0	0.0	0.0	0.0	
N of Valid	2196	2193	1931	1434	7754	
N of Miss	199	215	175	160	749	

Table 158: On how many occasions have you used synthetic marijuana (K2, spice) in your lifetime?






Response	6	8	10	12	Total	
0	99.8	98.8	98.0	96.7	98.5	
1-2	0.2	0.7	0.7	2.2	0.8	
3-5	0.0	0.2	0.6	0.5	0.3	
6-9	0.0	0.0	0.2	0.0	0.0	
10+	0.0	0.3	0.5	0.6	0.3	
N of Valid	2216	2202	1936	1435	7789	
N of Miss	179	206	170	159	714	

Table 159: On how many occasions have you used synthetic marijuana (K2, spice) during the past 30 days?






Response	6	8	10	12	Total	
0	99.8	99.5	98.9	99.0	99.3	
1-2	0.1	0.3	0.7	0.7	0.4	
3-5	0.0	0.1	0.2	0.1	0.1	
6-9	0.0	0.0	0.1	0.1	0.0	
10+	0.0	0.1	0.2	0.2	0.1	
N of Valid	2200	2202	1928	1435	7765	
N of Miss	195	206	178	159	738	

Table 160: On how many occasions have you used methamphetamines (meth, speed, crank, crystal meth) in your lifetime?






Response	6	8	10	12	Total	
0	99.8	99.5	99.7	98.8	99.5	
1-2	0.1	0.3	0.2	0.2	0.2	
3-5	0.0	0.0	0.1	0.3	0.1	
6-9	0.0	0.0	0.1	0.1	0.1	
10+	0.0	0.1	0.0	0.5	0.1	
N of Valid	2217	2204	1936	1431	7788	
N of Miss	178	204	170	163	715	

Table 161: On how many occasions have you used methamphetamines (meth, speed, crank, crystal meth) in the past 30 days?





Response	6	8	10	12	Total	
0	100.0	99.6	99.9	99.6	99.8	
1-2	0.0	0.3	0.1	0.3	0.1	
3-5	0.0	0.0	0.1	0.1	0.1	
6-9	0.0	0.0	0.0	0.0	0.0	
10+	0.0	0.1	0.0	0.0	0.0	
N of Valid	2210	2200	1933	1431	7774	
N of Miss	185	208	173	163	729	

Table 162: On how many occasions have you used other chemical products (bath salts, plant food, etc.) in your lifetime?






Response	6	8	10	12	Total	
0	97.8	98.3	99.3	99.6	98.6	
1-2	1.1	1.1	0.2	0.3	0.8	
3-5	0.5	0.2	0.2	0.0	0.3	
6-9	0.2	0.1	0.1	0.0	0.1	
10+	0.4	0.2	0.2	0.1	0.2	
N of Valid	2207	2202	1933	1431	7773	
N of Miss	188	206	173	163	730	

Table 163: On how many occasions have you used other chemical products (bath salts, plant food, etc.) during the past 30 days?






Response	6	8	10	12	Total	
0	98.9	99.4	99.6	99.9	99.4	
1-2	0.8	0.4	0.2	0.0	0.4	
3-5	0.1	0.1	0.1	0.0	0.1	
6-9	0.0	0.0	0.0	0.1	0.0	
10+	0.1	0.1	0.1	0.0	0.1	
N of Valid	2197	2197	1927	1430	7751	
N of Miss	198	211	179	164	752	

Table 164: On how many occasions have you used heroin or other opiates in your lifetime?






Response	6	8	10	12	Total	
0	99.8	99.6	99.4	98.8	99.5	
1-2	0.1	0.3	0.2	0.4	0.2	
3-5	0.0	0.0	0.1	0.2	0.1	
6-9	0.0	0.0	0.2	0.1	0.1	
10+	0.0	0.1	0.2	0.5	0.2	
N of Valid	2212	2193	1930	1430	7765	
N of Miss	183	215	176	164	738	

Table 165: On how many occasions have you used heroin or other opiates during the past 30 days?


Response	6	8	10	12	Total	
0	99.8	99.8	99.7	99.9	99.8	
1-2	0.2	0.1	0.2	0.1	0.1	
3-5	0.0	0.0	0.1	0.0	0.0	
6-9	0.0	0.0	0.0	0.1	0.0	
10+	0.0	0.1	0.1	0.0	0.0	
N of Valid	2176	2149	1907	1412	7644	
N of Miss	219	259	199	182	859	

Table 166: On how many occasions have you used MDMA ('X', 'E', or ecstasy) in your lifetime?


Response	6	8	10	12	Total	
0	99.9	99.7	99.0	98.0	99.3	
1-2	0.1	0.2	0.5	1.0	0.4	
3-5	0.0	0.0	0.3	0.5	0.2	
6-9	0.0	0.0	0.1	0.2	0.1	
10+	0.0	0.1	0.1	0.3	0.1	
N of Valid	2174	2190	1926	1430	7720	
N of Miss	221	218	180	164	783	

Table 167: On how many occasions have you used MDMA ('X', 'E', or ecstasy) during the past 30 days?


Response	6	8	10	12	Total	
0	100.0	99.9	99.6	99.3	99.7	
1-2	0.0	0.0	0.2	0.3	0.1	
3-5	0.0	0.0	0.2	0.1	0.1	
6-9	0.0	0.0	0.0	0.0	0.0	
10+	0.0	0.1	0.0	0.2	0.1	
N of Valid	2171	2178	1922	1430	7701	
N of Miss	224	230	184	164	802	

Table 168: On how many occasions have you taken prescription drugs (such as Valium, Xanax, Ritalin, Adderall, OxyContin, Tramadol, or sleeping pills) not prescribed to you in your lifetime?

Response	6	8	10	12	Total	
0	97.3	93.3	92.5	91.0	93.8	
1-2	1.4	3.0	3.3	3.1	2.6	
3-5	0.5	1.5	1.7	1.7	1.3	
6-9	0.2	0.5	0.9	1.4	0.7	
10+	0.6	1.6	1.7	2.9	1.6	
N of Valid	2210	2195	1933	1429	7767	
N of Miss	185	213	173	165	736	

Table 169: On how many occasions have you taken prescription drugs (such as Valium, Xanax, Ritalin, Adderall, OxyContin, Tramadol, or sleeping pills) not prescribed to you during the past 30 days?

Response	6	8	10	12	Total	
0	98.6	96.8	96.5	96.4	97.2	
1-2	0.9	2.0	2.0	2.2	1.7	
3-5	0.2	0.5	1.0	0.6	0.5	
6-9	0.0	0.2	0.1	0.3	0.1	
10+	0.4	0.5	0.4	0.4	0.4	
N of Valid	2202	2196	1931	1431	7760	
N of Miss	193	212	175	163	743	

Table 170: On how many occasions have you taken non-prescription medicines such as diet pills (for example, Dietac, Dexatrim or Prolamine), stay-awake pills (for example No-Doz, Vivarin, or Wake), or cough or cold medicines (robos, DXM, etc.) to get high in your lifetime?

Response	6	8	10	12	Total	
0	99.5	97.7	98.0	97.6	98.2	
1-2	0.3	1.3	1.0	1.0	0.9	
3-5	0.0	0.4	0.6	0.8	0.4	
6-9	0.0	0.1	0.2	0.1	0.1	
10+	0.2	0.6	0.3	0.6	0.4	
N of Valid	2211	2201	1932	1429	7773	
N of Miss	184	207	174	165	730	

Table 171: On how many occasions have you taken non-prescription medicines such as diet pills (for example, Dietac, Dexatrim or Prolamine), stay-awake pills (for example No-Doz, Vivarin, or Wake), or cough or cold medicines (robos, DXM, etc.) to get high during the past 30 days?






Response	6	8	10	12	Total	
0	99.7	98.8	99.2	99.3	99.3	
1-2	0.2	0.8	0.5	0.4	0.5	
3-5	0.0	0.2	0.1	0.1	0.1	
6-9	0.1	0.0	0.0	0.0	0.0	
10+	0.0	0.1	0.2	0.2	0.1	
N of Valid	2210	2194	1932	1428	7764	
N of Miss	185	214	174	166	739	

Table 172: On how many occasions have you been drunk or very high from drinking alcoholic beverages during the past 30 days?






Response	6	8	10	12	Total	
0	99.4	96.9	92.3	86.8	94.6	
1-2	0.5	1.7	4.7	7.8	3.2	
3-5	0.0	0.7	1.4	3.0	1.1	
6-9	0.0	0.3	0.7	1.0	0.4	
10+	0.0	0.4	0.9	1.4	0.6	
N of Valid	2210	2186	1925	1422	7743	
N of Miss	185	222	181	172	760	

Table 173: On how many occasions have you drunk flavored alcoholic beverages, sometimes called 'alcopops' (like Mike's Hard Lemonade, Smirnoff Ice, Bacardi Breezers, etc.) in your lifetime?






Response	6	8	10	12	Total	
0	97.4	88.2	81.4	71.0	86.0	
1-2	2.0	6.5	7.5	7.9	5.7	
3-5	0.3	2.2	4.3	6.2	2.9	
6-9	0.0	0.8	2.2	3.8	1.5	
10+	0.4	2.2	4.7	11.1	3.9	
N of Valid	2217	2194	1932	1421	7764	
N of Miss	178	214	174	173	739	

Table 174: On how many occasions have you drunk flavored alcoholic beverages, sometimes called 'alcopops' (like Mike's Hard Lemonade, Smirnoff Ice, Bacardi Breezers, etc.) during the past 30 days?

Response	6	8	10	12	Total	
0	99.3	96.2	91.7	87.2	94.3	
1-2	0.6	2.6	5.0	7.8	3.6	
3-5	0.0	0.7	1.7	3.0	1.2	
6-9	0.1	0.2	0.7	0.8	0.4	
10+	0.0	0.3	0.9	1.2	0.5	
N of Valid	2206	2195	1930	1432	7763	
N of Miss	189	213	176	162	740	

Table 175: If you smoked cigarettes (not just a puff or drag) in the past year, how did you usually get them?

Response	6	8	10	12	Total	
I did not smoke cigarettes in the past year	96.6	91.3	89.2	80.3	90.3	
I bought them myself with a fake ID	0.2	0.1	0.2	0.0	0.1	
I bought them myself without a fake ID	0.1	0.0	0.2	3.1	0.7	
I got them from someone I know age 18 or older	0.2	1.9	3.3	9.4	3.2	
I got them from someone I know under age 18	0.3	1.3	1.6	1.3	1.1	
I got them from my brother or sister	0.1	0.4	0.2	0.2	0.2	
I got them from home with my parents' permission	0.0	0.3	0.4	0.6	0.3	
I got them from home without my parents' permission	0.2	1.2	1.4	0.5	0.8	
I got them from another relative	0.5	1.0	0.6	0.4	0.6	
A stranger bought them for me	0.0	0.1	0.2	0.5	0.2	
I took them from a store or shop	0.1	0.0	0.2	0.1	0.1	
Other	1.5	2.3	2.6	3.5	2.4	
N of Valid	2172	2148	1905	1412	7637	
N of Miss	223	260	201	182	866	

Table 176: If you used e-cigarettes, e-cigars, or e-hookahs (not just a puff or drag) in the past year, how did you usually get them? - I did not use e-cigarettes, e-cigars, or e-hookahs in the past year



Response	6	8	10	12	Total	
No	3.3	14.9	24.2	31.7	17.1	
Yes	96.7	85.1	75.8	68.3	82.9	
N of Valid	2136	2139	1897	1405	7577	
N of Miss	0	0	0	0	0	

Table 177: If you used e-cigarettes, e-cigars, or e-hookahs (not just a puff or drag) in the past year, how did you usually get them? - I bought them in a store such as a convenience store, supermarket, discount store, or gas station



Response	6	8	10	12	Total	
No	99.8	99.5	98.9	93.0	98.2	
Yes	0.2	0.5	1.1	7.0	1.8	
N of Valid	2136	2139	1897	1405	7577	
N of Miss	0	0	0	0	0	

Table 178: If you used e-cigarettes, e-cigars, or e-hookahs (not just a puff or drag) in the past year, how did you usually get them? - I got them on the Internet



Response	6	8	10	12	Total	
No	99.8	99.5	99.1	98.4	99.3	
Yes	0.2	0.5	0.9	1.6	0.7	
N of Valid	2136	2139	1897	1405	7577	
N of Miss	0	0	0	0	0	

Table 179: If you used e-cigarettes, e-cigars, or e-hookahs (not just a puff or drag) in the past year, how did you usually get them? - I got them at a store that sells electronic cigarettes, such as a "vape shop"



Response	6	8	10	12	Total	
No	99.8	99.3	98.4	94.2	98.3	
Yes	0.2	0.7	1.6	5.8	1.7	
N of Valid	2136	2139	1897	1405	7577	
N of Miss	0	0	0	0	0	

Table 180: If you used e-cigarettes, e-cigars, or e-hookahs (not just a puff or drag) in the past year, how did you usually get them? - I got them from a family member



Response	6	8	10	12	Total	
No	98.7	96.1	95.6	96.7	96.8	
Yes	1.3	3.9	4.4	3.3	3.2	
N of Valid	2136	2139	1897	1405	7577	
N of Miss	0	0	0	0	0	

Table 181: If you used e-cigarettes, e-cigars, or e-hookahs (not just a puff or drag) in the past year, how did you usually get them? - I got them from a friend



Response	6	8	10	12	Total	
No	98.8	91.1	83.7	82.9	89.9	
Yes	1.2	8.9	16.3	17.1	10.1	
N of Valid	2136	2139	1897	1405	7577	
N of Miss	0	0	0	0	0	

Table 182: If you used e-cigarettes, e-cigars, or e-hookahs (not just a puff or drag) in the past year, how did you usually get them? - A stranger got them for me



Response	6	8	10	12	Total	
No	99.9	99.6	99.4	99.6	99.6	
Yes	0.1	0.4	0.6	0.4	0.4	
N of Valid	2136	2139	1897	1405	7577	
N of Miss	0	0	0	0	0	

Table 183: If you used e-cigarettes, e-cigars, or e-hookahs (not just a puff or drag) in the past year, how did you usually get them? - I took them from a store or shop



Response	6	8	10	12	Total	
No	99.7	99.8	100.0	99.6	99.8	
Yes	0.3	0.2	0.0	0.4	0.2	
N of Valid	2136	2139	1897	1405	7577	
N of Miss	0	0	0	0	0	

Table 184: If you used e-cigarettes, e-cigars, or e-hookahs (not just a puff or drag) in the past year, how did you usually get them? - I got them some other way



Response	6	8	10	12	Total	
No	99.3	97.4	97.4	98.1	98.1	
Yes	0.7	2.6	2.6	1.9	1.9	
N of Valid	2136	2139	1897	1405	7577	
N of Miss	0	0	0	0	0	

Table 185: If you used marijuana (grass, pot) (not just a puff or drag) in the past year, how did you usually get it? - I did not use marijuana (grass, pot) in the past year



Response	6	8	10	12	Total	
No	2.0	7.7	14.7	22.5	10.6	
Yes	98.0	92.3	85.3	77.5	89.4	
N of Valid	2141	2126	1897	1411	7575	
N of Miss	0	0	0	0	0	

Table 186: If you used marijuana (grass, pot) (not just a puff or drag) in the past year, how did you usually get it? - I bought it myself



Response	6	8	10	12	Total	
No	99.6	98.4	95.6	89.5	96.4	
Yes	0.4	1.6	4.4	10.5	3.6	
N of Valid	2141	2126	1897	1411	7575	
N of Miss	0	0	0	0	0	

Table 187: If you used marijuana (grass, pot) (not just a puff or drag) in the past year, how did you usually get it? - I got it from someone at school



Response	6	8	10	12	Total	
No	99.7	98.7	97.6	97.1	98.4	
Yes	0.3	1.3	2.4	2.9	1.6	
N of Valid	2141	2126	1897	1411	7575	
N of Miss	0	0	0	0	0	

Table 188: If you used marijuana (grass, pot) (not just a puff or drag) in the past year, how did you usually get it? - I got it from someone with a medical marijuana card



Response	6	8	10	12	Total	
No	99.8	99.9	99.6	99.7	99.8	
Yes	0.2	0.1	0.4	0.3	0.2	
N of Valid	2141	2126	1897	1411	7575	
N of Miss	0	0	0	0	0	

Table 189: If you used marijuana (grass, pot) (not just a puff or drag) in the past year, how did you usually get it? - I got it from my brother or sister



Response	6	8	10	12	Total	
No	99.8	99.1	98.3	98.7	99.0	
Yes	0.2	0.9	1.7	1.3	1.0	
N of Valid	2141	2126	1897	1411	7575	
N of Miss	0	0	0	0	0	

Table 190: If you used marijuana (grass, pot) (not just a puff or drag) in the past year, how did you usually get it? - I got it from another relative



Response	6	8	10	12	Total	
No	99.7	98.3	98.2	98.7	98.7	
Yes	0.3	1.7	1.8	1.3	1.3	
N of Valid	2141	2126	1897	1411	7575	
N of Miss	0	0	0	0	0	

Table 191: If you used marijuana (grass, pot) (not just a puff or drag) in the past year, how did you usually get it? - Other



Response	6	8	10	12	Total	
No	98.5	96.0	94.0	91.0	95.3	
Yes	1.5	4.0	6.0	9.0	4.7	
N of Valid	2141	2126	1897	1411	7575	
N of Miss	0	0	0	0	0	

Table 192: If you drank alcohol (not just a sip or taste) in the past year, how did you usually get it?













Response	6	8	10	12	Total	
I did not drink alcohol in the past year	96.1	84.9	75.0	61.9	81.4	
I bought it myself with a fake ID	0.0	0.0	0.2	0.4	0.1	
I bought it myself without a fake ID	0.0	0.1	0.2	0.4	0.1	
I got it from someone I know age 21 or older	0.5	3.0	6.2	17.6	5.8	
I got it from someone I know under age 21	0.2	2.0	3.3	3.9	2.2	
I got it from my brother or sister	0.2	0.6	1.3	1.9	0.9	
I got it from home with my parents' permission	0.7	2.9	4.0	4.3	2.8	
I got it from home without my parents' permission	0.5	2.4	2.5	1.5	1.7	
I got it from another relative	0.3	1.0	2.2	2.2	1.3	
A stranger bought it for me	0.0	0.0	0.6	0.7	0.3	
I took it from a store or shop	0.0	0.0	0.1	0.0	0.0	
Other	1.4	2.9	4.4	5.2	3.3	
N of Valid	2157	2136	1891	1400	7584	
N of Miss	238	272	215	194	919	

Table 193: If you used prescription drugs or over the counter drugs without a doctor telling you to use it or for the purpose of getting high, where did you get these drugs? - Did not use



Response	6	8	10	12	Total	
No	1.0	3.0	4.5	5.9	3.3	
Yes	99.0	97.0	95.5	94.1	96.7	
N of Valid	2150	2133	1892	1399	7574	
N of Miss	0	0	0	0	0	

Table 194: If you used prescription drugs or over the counter drugs without a doctor telling you to use it or for the purpose of getting high, where did you get these drugs? -
Bought or took from store or shop



Response	6	8	10	12	Total	
No	99.7	99.6	99.7	99.1	99.6	
Yes	0.3	0.4	0.3	0.9	0.4	
N of Valid	2150	2133	1892	1399	7574	
N of Miss	0	0	0	0	0	

Table 195: If you used prescription drugs or over the counter drugs without a doctor telling you to use it or for the purpose of getting high, where did you get these drugs? -
Got from parents with permission



Response	6	8	10	12	Total	
No	99.7	99.6	99.5	99.4	99.6	
Yes	0.3	0.4	0.5	0.6	0.4	
N of Valid	2150	2133	1892	1399	7574	
N of Miss	0	0	0	0	0	

Table 196: If you used prescription drugs or over the counter drugs without a doctor telling you to use it or for the purpose of getting high, where did you get these drugs? -
Got from home without permission



Response	6	8	10	12	Total	
No	99.8	98.9	98.7	98.9	99.1	
Yes	0.2	1.1	1.3	1.1	0.9	
N of Valid	2150	2133	1892	1399	7574	
N of Miss	0	0	0	0	0	

Table 197: If you used prescription drugs or over the counter drugs without a doctor telling you to use it or for the purpose of getting high, where did you get these drugs? -
Got from relative with permission



Response	6	8	10	12	Total	
No	99.9	99.8	99.7	99.6	99.7	
Yes	0.1	0.2	0.3	0.4	0.3	
N of Valid	2150	2133	1892	1399	7574	
N of Miss	0	0	0	0	0	

Table 198: If you used prescription drugs or over the counter drugs without a doctor telling you to use it or for the purpose of getting high, where did you get these drugs? -
Got from relative without permission



Response	6	8	10	12	Total	
No	99.9	99.6	99.7	99.4	99.7	
Yes	0.1	0.4	0.3	0.6	0.3	
N of Valid	2150	2133	1892	1399	7574	
N of Miss	0	0	0	0	0	

Table 199: If you used prescription drugs or over the counter drugs without a doctor telling you to use it or for the purpose of getting high, where did you get these drugs? -
Got from friend's home with permission



Response	6	8	10	12	Total	
No	99.9	99.7	99.7	99.3	99.7	
Yes	0.1	0.3	0.3	0.7	0.3	
N of Valid	2150	2133	1892	1399	7574	
N of Miss	0	0	0	0	0	

Table 200: If you used prescription drugs or over the counter drugs without a doctor telling you to use it or for the purpose of getting high, where did you get these drugs? -
Got from friend's home without permission



Response	6	8	10	12	Total	
No	100.0	99.6	99.8	99.7	99.8	
Yes	0.0	0.4	0.2	0.3	0.2	
N of Valid	2150	2133	1892	1399	7574	
N of Miss	0	0	0	0	0	

Table 201: If you used prescription drugs or over the counter drugs without a doctor telling you to use it or for the purpose of getting high, where did you get these drugs? -
Got from friend at school



Response	6	8	10	12	Total	
No	99.9	99.8	99.6	99.6	99.7	
Yes	0.1	0.2	0.4	0.4	0.3	
N of Valid	2150	2133	1892	1399	7574	
N of Miss	0	0	0	0	0	

Table 202: If you used prescription drugs or over the counter drugs without a doctor telling you to use it or for the purpose of getting high, where did you get these drugs? -
Got from friend at party



Response	6	8	10	12	Total	
No	99.8	99.8	99.4	99.1	99.6	
Yes	0.2	0.2	0.6	0.9	0.4	
N of Valid	2150	2133	1892	1399	7574	
N of Miss	0	0	0	0	0	

Table 203: If you used prescription drugs or over the counter drugs without a doctor telling you to use it or for the purpose of getting high, where did you get these drugs? -
Got from friend, elsewhere



Response	6	8	10	12	Total	
No	99.8	99.4	98.8	97.8	99.1	
Yes	0.2	0.6	1.2	2.2	0.9	
N of Valid	2150	2133	1892	1399	7574	
N of Miss	0	0	0	0	0	

Table 204: If you used prescription drugs or over the counter drugs without a doctor telling you to use it or for the purpose of getting high, where did you get these drugs? -
Got from internet sale



Response	6	8	10	12	Total	
No	99.8	99.9	99.7	99.8	99.8	
Yes	0.2	0.1	0.3	0.2	0.2	
N of Valid	2150	2133	1892	1399	7574	
N of Miss	0	0	0	0	0	

Table 205: During the last month, about how many marijuana cigarettes, or the equivalent, did you smoke a day, on the average?


Response	6	8	10	12	Total	
None	99.1	95.8	92.3	88.5	94.5	
Less than 1 a day	0.5	2.0	3.4	4.4	2.3	
1 a day	0.1	0.5	1.2	1.7	0.8	
2-3 a day	0.1	0.8	1.7	3.1	1.2	
4-6 a day	0.0	0.4	0.6	0.6	0.4	
7-10 a day	0.1	0.1	0.3	0.8	0.3	
11 or more a day	0.1	0.3	0.6	0.9	0.4	
N of Valid	2162	2135	1902	1391	7590	
N of Miss	233	273	204	203	913	

Table 206: How wrong do your friends feel it would be for YOU to: have one or two drinks of an alcoholic beverage nearly every day?


Response	6	8	10	12	Total	
Very wrong	84.1	62.9	50.5	44.3	62.4	
Wrong	10.5	20.6	22.4	24.1	18.8	
A little bit wrong	3.3	11.0	17.8	17.3	11.7	
Not at all wrong	2.0	5.4	9.3	14.2	7.0	
N of Valid	2182	2151	1914	1405	7652	
N of Miss	213	257	192	189	851	

Table 207: How wrong do your friends feel it would be for YOU to: smoke tobacco?


Response	6	8	10	12	Total	
Very wrong	86.6	69.1	61.0	47.7	68.1	
Wrong	9.2	18.6	20.8	23.2	17.3	
A little bit wrong	2.6	7.2	10.9	14.8	8.2	
Not at all wrong	1.5	5.1	7.3	14.3	6.3	
N of Valid	2178	2143	1906	1403	7630	
N of Miss	217	265	200	191	873	

Table 208: How wrong do your friends feel it would be for YOU to: smoke marijuana?





Response	6	8	10	12	Total	
Very wrong	90.7	69.5	56.0	42.2	67.1	
Wrong	5.4	14.5	15.7	19.8	13.2	
A little bit wrong	2.0	8.5	14.2	16.2	9.5	
Not at all wrong	1.8	7.5	14.2	21.8	10.2	
N of Valid	2169	2139	1901	1404	7613	
N of Miss	226	269	205	190	890	

Table 209: How wrong do your friends feel it would be for YOU to: use prescription drugs not prescribed to you?





Response	6	8	10	12	Total	
Very wrong	88.9	76.7	73.3	68.5	77.8	
Wrong	7.0	14.4	15.9	19.1	13.5	
A little bit wrong	2.2	5.7	5.9	7.7	5.1	
Not at all wrong	1.9	3.2	4.8	4.6	3.5	
N of Valid	2168	2127	1902	1400	7597	
N of Miss	227	281	204	194	906	

Table 210: How wrong would most adults (over 21) in your neighborhood think it is for kids your age: to use marijuana?





Response	6	8	10	12	Total	
Very wrong	91.0	79.1	69.3	61.6	76.8	
Wrong	6.4	12.6	16.9	19.2	13.2	
A little bit wrong	1.4	5.7	8.4	12.3	6.4	
Not at all wrong	1.1	2.6	5.3	6.9	3.7	
N of Valid	2141	2123	1902	1404	7570	
N of Miss	254	285	204	190	933	

Table 211: How wrong would most adults (over 21) in your neighborhood think it is for kids your age: to drink alcohol?


Response	6	8	10	12	Total	
Very wrong	86.5	73.1	64.0	54.4	71.2	
Wrong	9.0	16.3	19.9	22.3	16.2	
A little bit wrong	2.8	7.5	10.5	15.3	8.4	
Not at all wrong	1.7	3.1	5.6	7.9	4.2	
N of Valid	2135	2115	1898	1398	7546	
N of Miss	260	293	208	196	957	

Table 212: How wrong would most adults (over 21) in your neighborhood think it is for kids your age: to smoke cigarettes?


Response	6	8	10	12	Total	
Very wrong	86.6	75.5	70.2	59.1	74.3	
Wrong	9.1	15.3	18.0	19.9	15.1	
A little bit wrong	2.5	6.3	7.5	12.9	6.8	
Not at all wrong	1.7	2.9	4.3	8.1	3.9	
N of Valid	2127	2112	1893	1402	7534	
N of Miss	268	296	213	192	969	

Table 213: How much do each of the following statements describe your neighborhood? crime and/or drug selling


Response	6	8	10	12	Total	
NO!	79.6	74.3	65.9	66.6	72.3	
no	12.7	15.5	20.3	19.8	16.7	
yes	5.2	7.3	10.4	10.1	8.0	
YES!	2.5	2.9	3.3	3.5	3.0	
N of Valid	2118	2116	1886	1398	7518	
N of Miss	277	292	220	196	985	

Table 214: How much do each of the following statements describe your neighborhood? fights


Response	6	8	10	12	Total	
NO!	69.6	69.0	65.3	67.7	68.0	
no	16.5	18.8	21.3	21.0	19.2	
yes	9.3	8.6	10.1	8.9	9.2	
YES!	4.6	3.6	3.3	2.3	3.6	
N of Valid	2113	2111	1884	1398	7506	
N of Miss	282	297	222	196	997	

Table 215: How much do each of the following statements describe your neighborhood? lots of empty or abandoned buildings


Response	6	8	10	12	Total	
NO!	75.0	71.7	69.1	69.6	71.6	
no	16.7	18.8	21.0	20.6	19.1	
yes	6.1	6.9	7.2	6.9	6.7	
YES!	2.2	2.6	2.7	2.9	2.6	
N of Valid	2108	2106	1883	1397	7494	
N of Miss	287	302	223	197	1009	

Table 216: How much do each of the following statements describe your neighborhood? lots of graffiti


Response	6	8	10	12	Total	
NO!	82.4	78.6	75.0	76.1	78.3	
no	14.6	18.4	21.3	20.2	18.4	
yes	2.0	2.0	2.5	2.7	2.2	
YES!	1.1	1.1	1.3	0.9	1.1	
N of Valid	2085	2094	1877	1390	7446	
N of Miss	310	314	229	204	1057	

Table 217: I feel safe in my neighborhood.


Response	6	8	10	12	Total	
NO!	7.4	5.4	5.5	6.0	6.1	
no	8.3	7.8	9.3	6.8	8.1	
yes	30.9	38.1	38.4	39.9	36.5	
YES!	53.4	48.7	46.8	47.2	49.3	
N of Valid	2126	2096	1887	1393	7502	
N of Miss	269	312	219	201	1001	

Table 218: If a kid smoked marijuana in your neighborhood would he or she be caught by the police?


Response	6	8	10	12	Total	
NO!	14.2	18.4	21.8	25.9	19.5	
no	17.1	32.0	41.1	43.1	32.2	
yes	31.2	29.1	23.7	21.2	26.9	
YES!	37.5	20.6	13.4	9.8	21.5	
N of Valid	2126	2125	1901	1403	7555	
N of Miss	269	283	205	191	948	

Table 219: If a kid drank some beer, wine or hard liquor (for example, vodka, whiskey, or gin) in your neighborhood would he or she be caught by the police?

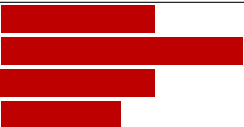
Response	6	8	10	12	Total	
NO!	15.9	20.9	26.1	31.0	22.7	
no	21.8	40.4	45.3	45.4	37.3	
yes	31.1	22.9	18.3	16.5	22.8	
YES!	31.2	15.7	10.3	7.1	17.1	
N of Valid	2114	2112	1895	1402	7523	
N of Miss	281	296	211	192	980	

Table 220: If a kid carried a handgun in your neighborhood would he or she be caught by the police?

Response	6	8	10	12	Total	
NO!	13.7	16.6	19.6	22.7	17.7	
no	14.2	23.3	28.8	30.8	23.5	
yes	26.3	30.3	29.2	28.6	28.6	
YES!	45.8	29.8	22.5	17.9	30.2	
N of Valid	2114	2117	1897	1399	7527	
N of Miss	281	291	209	195	976	

Table 221: If you wanted to get some cigarettes, how easy would it be for you to get some?

Response	6	8	10	12	Total	
Very hard	80.7	58.0	41.0	28.6	54.6	
Sort of hard	8.9	15.2	17.2	11.4	13.3	
Sort of easy	5.5	14.5	20.4	18.1	14.2	
Very easy	4.9	12.2	21.3	42.0	18.0	
N of Valid	2084	2116	1891	1387	7478	
N of Miss	311	292	215	207	1025	

Table 222: If you wanted to get some beer, wine or hard liquor (for example, vodka, whiskey, or gin), how easy would it be for you to get some?

Response	6	8	10	12	Total	
Very hard	78.4	53.8	37.3	30.5	52.2	
Sort of hard	9.7	15.3	15.4	15.3	13.7	
Sort of easy	6.8	16.5	22.2	23.5	16.5	
Very easy	5.1	14.5	25.1	30.7	17.6	
N of Valid	2081	2107	1882	1384	7454	
N of Miss	314	301	224	210	1049	

Table 223: If you wanted to get a drug like cocaine, LSD, or amphetamines, how easy would it be for you to get some?

Response	6	8	10	12	Total	
Very hard	94.3	85.7	71.7	63.5	80.4	
Sort of hard	3.5	7.8	15.8	18.7	10.7	
Sort of easy	1.0	3.8	6.4	10.6	4.9	
Very easy	1.2	2.7	6.1	7.2	4.0	
N of Valid	2077	2106	1878	1386	7447	
N of Miss	318	302	228	208	1056	

Table 224: If you wanted to get a handgun, how easy would it be for you to get one?

Response	6	8	10	12	Total	
Very hard	78.9	66.4	58.1	52.8	65.3	
Sort of hard	9.9	13.3	15.9	18.1	13.9	
Sort of easy	6.6	10.2	12.7	13.4	10.4	
Very easy	4.6	10.1	13.4	15.7	10.4	
N of Valid	2072	2100	1880	1378	7430	
N of Miss	323	308	226	216	1073	

Table 225: If you wanted to get some marijuana, how easy would it be for you to get some?

Response	6	8	10	12	Total	
Very hard	92.3	72.5	50.4	38.8	66.2	
Sort of hard	3.5	9.8	12.6	11.3	9.0	
Sort of easy	2.3	8.3	15.0	15.9	9.7	
Very easy	2.0	9.3	22.0	34.0	15.1	
N of Valid	2072	2097	1876	1377	7422	
N of Miss	323	311	230	217	1081	

Table 226: If you wanted to get prescription drugs for the purpose of getting high, how easy would it be for you to get some?


Response	6	8	10	12	Total	
Very hard	84.1	66.8	53.8	47.8	64.8	
Sort of hard	6.0	11.2	15.2	17.2	11.9	
Sort of easy	4.9	10.2	13.9	16.0	10.8	
Very easy	5.0	11.8	17.1	19.0	12.6	
N of Valid	2070	2100	1881	1381	7432	
N of Miss	325	308	225	213	1071	

Table 227: If you wanted to get synthetic marijuana such as K2 or chemical products such as bath salts to get high, how easy would it be for you to get some?


Response	6	8	10	12	Total	
Very hard	93.3	82.6	70.4	63.2	78.9	
Sort of hard	3.8	8.6	14.4	18.2	10.5	
Sort of easy	1.6	4.7	7.3	9.9	5.5	
Very easy	1.3	4.1	7.9	8.7	5.1	
N of Valid	2066	2105	1879	1385	7435	
N of Miss	329	303	227	209	1068	

Table 228: If you wanted to get steroids to use or to enhance athletic performance, how easy would it be for you to get some?


Response	6	8	10	12	Total	
Very hard	92.4	83.0	70.3	63.4	78.7	
Sort of hard	4.3	8.5	16.3	17.9	11.1	
Sort of easy	1.8	4.9	6.5	10.3	5.5	
Very easy	1.5	3.6	6.9	8.4	4.7	
N of Valid	2061	2096	1876	1382	7415	
N of Miss	334	312	230	212	1088	

Table 229: If you wanted to get e-cigarettes, e-cigars, or e-hookahs, how easy would it be for you to get some?





Response	6	8	10	12	Total	
Very hard	85.9	61.6	43.4	35.0	58.8	
Sort of hard	5.5	9.6	10.5	7.8	8.4	
Sort of easy	3.8	11.5	14.5	13.5	10.5	
Very easy	4.7	17.3	31.5	43.7	22.3	
N of Valid	2064	2093	1872	1385	7414	
N of Miss	331	315	234	209	1089	

Table 230: During the past 12 months, have you participated in any alcohol prevention programs or seen any alcohol prevention messages in your school or community? Yes, a school-based program focused on preventing underage drinking and/or drinking and driving.



Response	6	8	10	12	Total	
No	59.9	74.2	76.3	81.4	72.1	
Yes	40.1	25.8	23.7	18.6	27.9	
N of Valid	2070	2086	1871	1373	7400	
N of Miss	0	0	0	0	0	

Table 231: During the past 12 months, have you participated in any alcohol prevention programs or seen any alcohol prevention messages in your school or community? Yes, a community-based program focused on preventing underage drinking and/or drinking and driving (for example, through your church or temple or through youth groups like Boys and Girls Club or 4-H).



Response	6	8	10	12	Total	
No	86.8	92.6	92.6	95.0	91.4	
Yes	13.2	7.4	7.4	5.0	8.6	
N of Valid	2070	2086	1871	1373	7400	
N of Miss	0	0	0	0	0	

Table 232: During the past 12 months, have you participated in any alcohol prevention programs or seen any alcohol prevention messages in your school or community? Yes, a media campaign addressing underage drinking and/or drinking and driving (for example, newspaper ads, posters, pamphlets, radio, TV).



Response	6	8	10	12	Total	
No	88.4	91.0	89.4	91.1	89.9	
Yes	11.6	9.0	10.6	8.9	10.1	
N of Valid	2070	2086	1871	1373	7400	
N of Miss	0	0	0	0	0	

Table 233: During the past 12 months, have you participated in any alcohol prevention programs or seen any alcohol prevention messages in your school or community? No



Response	6	8	10	12	Total	
No	46.0	33.0	32.4	26.9	35.4	
Yes	54.0	67.0	67.6	73.1	64.6	
N of Valid	2070	2086	1871	1373	7400	
N of Miss	0	0	0	0	0	

Table 234: How wrong do your parents feel it would be for YOU to: have one or two drinks of an alcoholic beverage nearly every day?





Response	6	8	10	12	Total	
Very wrong	91.5	86.8	82.4	73.8	84.6	
Wrong	6.5	7.7	11.4	16.3	9.9	
A little bit wrong	1.3	4.0	4.5	6.5	3.8	
Not at all wrong	0.7	1.5	1.7	3.3	1.7	
N of Valid	2106	2087	1873	1375	7441	
N of Miss	289	321	233	219	1062	

Table 235: How wrong do your parents feel it would be for YOU to: smoke tobacco?





Response	6	8	10	12	Total	
Very wrong	95.0	90.5	87.5	76.0	88.3	
Wrong	3.6	5.8	9.0	13.5	7.4	
A little bit wrong	0.8	2.6	2.0	5.9	2.5	
Not at all wrong	0.7	1.2	1.6	4.6	1.8	
N of Valid	2103	2075	1869	1372	7419	
N of Miss	292	333	237	222	1084	

Table 236: How wrong do your parents feel it would be for YOU to: smoke marijuana?





Response	6	8	10	12	Total	
Very wrong	97.0	91.0	84.4	75.9	88.2	
Wrong	1.9	4.7	7.6	11.3	5.8	
A little bit wrong	0.5	2.9	5.0	7.4	3.6	
Not at all wrong	0.7	1.5	3.1	5.4	2.4	
N of Valid	2087	2079	1867	1374	7407	
N of Miss	308	329	239	220	1096	

Table 237: How wrong do your parents feel it would be for YOU to: use prescription drugs not prescribed to you?





Response	6	8	10	12	Total	
Very wrong	95.3	92.0	90.6	87.1	91.7	
Wrong	3.2	4.9	6.1	9.0	5.5	
A little bit wrong	0.9	1.8	2.1	2.3	1.7	
Not at all wrong	0.6	1.3	1.2	1.6	1.1	
N of Valid	2097	2072	1865	1369	7403	
N of Miss	298	336	241	225	1100	

Table 238: How wrong do your parents feel it would be for YOU to: steal something?





Response	6	8	10	12	Total	
Very wrong	90.9	87.1	87.9	87.5	88.5	
Wrong	7.8	10.2	9.8	10.2	9.4	
A little bit wrong	0.8	2.1	1.8	1.2	1.5	
Not at all wrong	0.5	0.6	0.5	1.0	0.6	
N of Valid	2087	2068	1861	1370	7386	
N of Miss	308	340	245	224	1117	

Table 239: How wrong do your parents feel it would be for YOU to: draw graffiti, write things, or draw pictures on buildings or other property (without the owner's permission)?


Response	6	8	10	12	Total	
Very wrong	92.1	85.2	85.2	83.1	86.7	
Wrong	5.6	9.9	10.0	12.4	9.2	
A little bit wrong	1.7	3.7	3.6	3.4	3.0	
Not at all wrong	0.6	1.3	1.2	1.2	1.1	
N of Valid	2096	2076	1866	1370	7408	
N of Miss	299	332	240	224	1095	

Table 240: How wrong do your parents feel it would be for YOU to: pick a fight with someone?


Response	6	8	10	12	Total	
Very wrong	73.7	64.0	64.7	65.6	67.2	
Wrong	17.8	22.2	21.5	21.8	20.7	
A little bit wrong	6.6	11.1	10.9	9.9	9.6	
Not at all wrong	1.8	2.7	3.0	2.7	2.5	
N of Valid	2099	2074	1859	1370	7402	
N of Miss	296	334	247	224	1101	

Table 241: During the past 12 months, have you talked with at least one of your parents about the dangers of underage drinking and/or drinking and driving? By parents, we mean either your biological parents, adoptive parents, stepparents, or adult guardians - whether or not they live with you.


Response	6	8	10	12	Total	
No	48.4	53.0	52.4	56.3	52.1	
Yes	51.6	47.0	47.6	43.7	47.9	
N of Valid	2031	1992	1806	1312	7141	
N of Miss	364	416	300	282	1362	

Table 242: The rules in my family are clear.


Response	6	8	10	12	Total	
NO!	6.7	5.6	4.9	7.2	6.0	
no	4.9	6.4	6.0	6.1	5.8	
yes	27.1	32.5	35.5	38.2	32.8	
YES!	61.3	55.5	53.7	48.5	55.4	
N of Valid	2065	2060	1860	1368	7353	
N of Miss	330	348	246	226	1150	

Table 243: People in my family have serious arguments about the same things, and often insult or yell at each other.


Response	6	8	10	12	Total	
NO!	45.8	33.9	30.0	31.2	35.7	
no	30.6	34.8	37.9	39.8	35.3	
yes	15.1	19.8	20.1	18.7	18.3	
YES!	8.6	11.5	12.0	10.4	10.6	
N of Valid	2054	2063	1859	1371	7347	
N of Miss	341	345	247	223	1156	

Table 244: When I am not at home, one of my parents knows where I am and who I am with.


Response	6	8	10	12	Total	
NO!	6.6	5.7	5.2	8.2	6.3	
no	3.2	4.7	5.4	8.0	5.1	
yes	22.9	28.9	33.5	40.5	30.5	
YES!	67.3	60.7	55.9	43.3	58.1	
N of Valid	2064	2056	1860	1372	7352	
N of Miss	331	352	246	222	1151	

Table 245: My family has clear rules about alcohol and drug use.


Response	6	8	10	12	Total	
NO!	7.9	6.5	5.3	8.2	6.9	
no	4.1	6.7	7.5	8.5	6.5	
yes	16.9	22.9	29.6	37.4	25.6	
YES!	71.2	63.9	57.5	45.9	60.9	
N of Valid	2047	2054	1855	1373	7329	
N of Miss	348	354	251	221	1174	

Table 246: If you skipped school would you be caught by your parents?


Response	6	8	10	12	Total	
NO!	6.7	7.8	6.9	11.4	7.9	
no	3.8	8.9	10.9	16.6	9.4	
yes	19.4	24.2	29.5	33.0	25.8	
YES!	70.1	59.1	52.7	39.0	56.8	
N of Valid	2058	2056	1856	1376	7346	
N of Miss	337	352	250	218	1157	

Table 247: My parents ask if I've gotten my homework done.

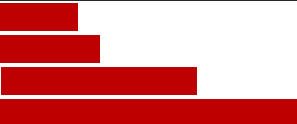
Response	6	8	10	12	Total	
NO!	7.3	9.0	9.9	16.2	10.1	
no	6.4	12.6	16.8	22.3	13.8	
yes	23.7	31.3	31.9	33.5	29.7	
YES!	62.6	47.1	41.3	28.0	46.4	
N of Valid	2063	2060	1858	1374	7355	
N of Miss	332	348	248	220	1148	

Table 248: Would your parents know if you did not come home on time?





Response	6	8	10	12	Total	
NO!	5.7	6.6	6.4	9.9	6.9	
no	5.1	7.4	8.5	11.7	7.8	
yes	22.1	27.0	28.9	34.2	27.5	
YES!	67.0	59.1	56.2	44.2	57.8	
N of Valid	2044	2059	1852	1370	7325	
N of Miss	351	349	254	224	1178	

Table 249: Do you know how to properly dispose of leftover prescription drugs?



Response	6	8	10	12	Total	
No	77.2	69.3	62.2	57.5	67.5	
Yes	22.8	30.7	37.8	42.5	32.5	
N of Valid	1985	2013	1826	1344	7168	
N of Miss	410	395	280	250	1335	

Table 250: Have any of your brothers or sisters ever: drunk beer, wine or hard liquor (for example, vodka, whiskey or gin)?




Response	6	8	10	12	Total	
No	80.1	63.4	53.3	49.1	62.8	
Yes	16.1	31.6	41.9	46.5	32.7	
I don't have any brothers or sisters	3.8	5.0	4.8	4.4	4.5	
N of Valid	2067	2089	1884	1388	7428	
N of Miss	328	319	222	206	1075	

Table 251: Have any of your brothers or sisters ever: smoked marijuana?




Response	6	8	10	12	Total	
No	90.8	79.4	71.5	65.4	77.9	
Yes	5.3	15.5	23.6	30.1	17.5	
I don't have any brothers or sisters	3.9	5.1	4.9	4.5	4.6	
N of Valid	2065	2079	1881	1392	7417	
N of Miss	330	329	225	202	1086	

Table 252: Have any of your brothers or sisters ever: smoked cigarettes?




Response	6	8	10	12	Total	
No	84.2	73.6	68.1	64.9	73.5	
Yes	12.0	21.3	27.1	30.8	22.0	
I don't have any brothers or sisters	3.8	5.1	4.8	4.3	4.5	
N of Valid	2060	2080	1878	1388	7406	
N of Miss	335	328	228	206	1097	

Table 253: Have any of your brothers or sisters ever: taken a handgun to school?




Response	6	8	10	12	Total	
No	95.6	93.6	93.8	94.0	94.3	
Yes	0.6	1.3	1.3	1.6	1.2	
I don't have any brothers or sisters	3.8	5.1	4.9	4.4	4.6	
N of Valid	2059	2071	1874	1388	7392	
N of Miss	336	337	232	206	1111	

Table 254: Have any of your brothers or sisters ever: been suspended or expelled from school?




Response	6	8	10	12	Total	
No	77.9	72.8	72.3	72.2	74.0	
Yes	18.2	22.0	22.9	23.5	21.4	
I don't have any brothers or sisters	4.0	5.2	4.8	4.3	4.6	
N of Valid	2064	2076	1877	1387	7404	
N of Miss	331	332	229	207	1099	

Table 255: Have any of your brothers or sisters ever: used e-cigarettes, e-cigars or e-hookahs (vaping)?




Response	6	8	10	12	Total	
No	83.6	70.3	63.5	64.0	71.1	
Yes	12.6	24.7	31.5	31.6	24.3	
I don't have any brothers or sisters	3.8	5.1	5.0	4.4	4.6	
N of Valid	2067	2078	1872	1388	7405	
N of Miss	328	330	234	206	1098	

Table 256: Have any of your brothers or sisters ever: used prescription drugs not prescribed to him/her?




Response	6	8	10	12	Total	
No	92.7	87.6	85.2	83.4	87.6	
Yes	3.5	7.3	9.9	12.2	7.8	
I don't have any brothers or sisters	3.8	5.2	4.9	4.4	4.6	
N of Valid	2054	2073	1873	1388	7388	
N of Miss	341	335	233	206	1115	

Table 257: Have you changed homes in the past year (the last 12 months)?



Response	6	8	10	12	Total	
No	70.8	72.7	76.9	77.6	74.1	
Yes	29.2	27.3	23.1	22.4	25.9	
N of Valid	2056	2069	1863	1381	7369	
N of Miss	339	339	243	213	1134	

Table 258: How many times have you changed homes since kindergarten?






Response	6	8	10	12	Total	
Never	33.3	29.3	26.4	27.7	29.4	
1 or 2 times	33.5	32.6	33.2	29.9	32.5	
3 or 4 times	19.6	21.6	20.6	21.0	20.7	
5 or 6 times	7.2	9.0	10.0	11.2	9.2	
7 or more times	6.4	7.5	9.8	10.2	8.3	
N of Valid	2060	2079	1873	1388	7400	
N of Miss	335	329	233	206	1103	

Table 259: Have you changed schools (including changing from elementary to middle and middle to high school) in the past year?



Response	6	8	10	12	Total	
No	63.1	61.5	57.7	80.8	64.6	
Yes	36.9	38.5	42.3	19.2	35.4	
N of Valid	2032	2050	1866	1370	7318	
N of Miss	363	358	240	224	1185	

Table 260: How many times have you changed schools since kindergarten (including changing from elementary to middle and middle to high school)?






Response	6	8	10	12	Total	
Never	35.6	27.8	27.0	30.9	30.3	
1 or 2 times	37.8	34.8	24.7	25.6	31.3	
3 or 4 times	16.2	24.7	31.3	28.2	24.7	
5 or 6 times	6.7	7.7	10.3	9.3	8.4	
7 or more times	3.7	5.1	6.7	6.0	5.3	
N of Valid	2057	2060	1869	1377	7363	
N of Miss	338	348	237	217	1140	

Table 261: Has anyone in your family ever had severe alcohol or drug problems?



Response	6	8	10	12	Total	
No	70.7	60.4	55.9	54.0	60.9	
Yes	29.3	39.6	44.1	46.0	39.1	
N of Valid	2030	2050	1868	1377	7325	
N of Miss	365	358	238	217	1178	

Table 262: About how many adults (over 21) have you known personally who in the past year have: used marijuana, crack, cocaine, or other drugs?






Response	6	8	10	12	Total	
0	81.5	68.7	60.1	54.3	67.4	
1	9.6	13.6	16.0	14.1	13.2	
2	4.6	6.8	9.5	10.1	7.5	
3-4	2.0	5.0	6.9	9.4	5.5	
5	2.2	5.8	7.5	12.2	6.4	
N of Valid	2054	2076	1892	1386	7408	
N of Miss	341	332	214	208	1095	

Table 263: About how many adults (over 21) have you known personally who in the past year have: sold or dealt drugs?






Response	6	8	10	12	Total	
0	88.7	80.5	74.2	70.2	79.2	
1	6.8	8.9	11.1	10.1	9.1	
2	2.4	5.1	7.1	7.4	5.3	
3-4	0.8	3.0	4.0	5.3	3.1	
5	1.3	2.5	3.6	6.9	3.3	
N of Valid	2049	2071	1885	1384	7389	
N of Miss	346	337	221	210	1114	

Table 264: About how many adults (over 21) have you known personally who in the past year have: done other things that could get them in trouble with the police, like stealing, selling stolen goods, mugging or assaulting others, etc.?






Response	6	8	10	12	Total	
0	85.8	75.8	71.3	71.4	76.6	
1	8.3	11.5	12.7	9.8	10.6	
2	2.8	5.1	5.9	6.5	4.9	
3-4	1.3	3.9	4.6	4.5	3.5	
5	1.9	3.7	5.6	7.8	4.4	
N of Valid	2051	2073	1886	1385	7395	
N of Miss	344	335	220	209	1108	

Table 265: About how many adults (over 21) have you known personally who in the past year have: gotten drunk or high?










Response	6	8	10	12	Total	
0	64.8	50.1	41.9	38.2	49.9	
1	17.8	18.2	16.4	14.6	17.0	
2	7.3	10.1	12.3	11.3	10.1	
3-4	4.5	7.7	10.1	12.2	8.3	
5	5.5	13.8	19.2	23.7	14.7	
N of Valid	2028	2059	1872	1370	7329	
N of Miss	367	349	234	224	1174	

Table 266: How honest were you in filling out this survey?

Response	6	8	10	12	Total	
I was very honest	84.7	79.7	78.2	77.8	80.4	
I was honest pretty much of the time	12.1	16.5	17.1	17.1	15.5	
I was honest some of the time	2.4	2.9	3.8	3.6	3.1	
I was honest once in a while	0.9	0.9	0.9	1.5	1.0	
I was not honest at all	0.0	0.0	0.0	0.0	0.0	
N of Valid	2099	2086	1894	1399	7478	
N of Miss	296	322	212	195	1025	