

2018 APNA

Arkansas Prevention Needs Assessment Survey

Region 5 Frequency Distribution Tables

Counties: Crawford, Franklin, Logan, Polk, Scott, Sebastian

Arkansas Department of Human Services
Division of Aging, Adult & Behavioral Health Services
And
University of Arkansas at Little Rock
MidSOUTH Center for Prevention and Training

Conducted by International Survey Associates dba Pride Surveys

Contents

1 INTRODUCTION

11

2 PERCENTAGE TABLES

15

List of Frequency Distribution Tables

1	Gender	16
2	Age	16
3	Are you Hispanic or Latino?	16
4	What is your race? Black or African American	17
5	What is your race? Asian	17
6	What is your race? American Indian	17
7	What is your race? Alaska Native	17
8	What is your race? White	18
9	What is your race? Native Hawaiian or Other Pacific Islander	18
10	What is your race? Other	18
11	What is the highest level of schooling completed by your mother or father?	19
12	Think of where you live most of the time. Which of the following people live there with you? Mother	19
13	Think of where you live most of the time. Which of the following people live there with you? Stepmother	19
14	Think of where you live most of the time. Which of the following people live there with you? Foster Mother	20
15	Think of where you live most of the time. Which of the following people live there with you? Grandmother	20
16	Think of where you live most of the time. Which of the following people live there with you? Aunt	20
17	Think of where you live most of the time. Which of the following people live there with you? Father	20
18	Think of where you live most of the time. Which of the following people live there with you? Stepfather	21
19	Think of where you live most of the time. Which of the following people live there with you? Foster Father	21
20	Think of where you live most of the time. Which of the following people live there with you? Grandfather	21
21	Think of where you live most of the time. Which of the following people live there with you? Uncle	21
22	Think of where you live most of the time. Which of the following people live there with you? Other Adults	22
23	Think of where you live most of the time. Which of the following people live there with you? Brother(s)	22
24	Think of where you live most of the time. Which of the following people live there with you? Stepbrother(s)	22
25	Think of where you live most of the time. Which of the following people live there with you? Sister(s)	22
26	Think of where you live most of the time. Which of the following people live there with you? Stepsister(s)	23

27	Think of where you live most of the time. Which of the following people live there with you? Other Children	23
28	In my school, students have lots of chances to help decide things like class activities and rules.	23
29	Teachers ask me to work on special classroom projects.	23
30	My teacher(s) notices when I am doing a good job and lets me know about it.	24
31	There are lots of chances for students in my school to get involved in sports, clubs, and other school activities outside of class.	24
32	There are lots of chances for students in my school to talk with a teacher one-on-one.	24
33	I feel safe at my school.	25
34	The school lets my parents know when I have done something well.	25
35	My teachers praise me when I work hard in school.	25
36	Are your school grades better than the grades of most students in your class?	26
37	I have lots of chances to be part of class discussions or activities.	26
38	Now thinking back over the past year in school, how often did you: enjoy being in school?	26
39	Now thinking back over the past year in school, how often did you: hate being in school?	27
40	Now thinking back over the past year in school, how often did you: try to do your best work in school?	27
41	How often do you feel that the school work you are assigned is meaningful and important?	27
42	Putting them all together, what were your grades like last year?	28
43	How important do you think the things you are learning in school are going to be for your later life?	28
44	During the LAST FOUR WEEKS how many whole days of school have you missed because you skipped or "cut"?	28
45	What are the chances you would be seen as cool if you: smoked cigarettes?	29
46	What are the chances you would be seen as cool if you: worked hard at school?	29
47	What are the chances you would be seen as cool if you: began drinking alcoholic beverages regularly, that is, at least once or twice a month?	29
48	What are the chances you would be seen as cool if you: defended someone who was being bullied?	30
49	What are the chances you would be seen as cool if you: smoked marijuana?	30
50	What are the chances you would be seen as cool if you: carried a handgun?	30
51	What are the chances you would be seen as cool if you: used e-cigarettes, e-cigars or e-hookahs (vaping)?	31

52	What are the chances you would be seen as cool if you: bullied someone or cyber bullied someone?	31
53	Think of your four best friends (the friends you feel closest to). In the past year (12 months), how many of your best friends have: participated in clubs, organizations or activities at school?	31
54	Think of your four best friends (the friends you feel closest to). In the past year (12 months), how many of your best friends have: smoked cigarettes?	32
55	Think of your four best friends (the friends you feel closest to). In the past year (12 months), how many of your best friends have: tried beer, wine or hard liquor (for example, vodka, whiskey, or gin) when their parents didn't know about it?	32
56	Think of your four best friends (the friends you feel closest to). In the past year (12 months), how many of your best friends have: used e-cigarettes, e-cigars, or e-hookahs?	32
57	Think of your four best friends (the friends you feel closest to). In the past year (12 months), how many of your best friends have: used marijuana?	33
58	Think of your four best friends (the friends you feel closest to). In the past year (12 months), how many of your best friends have: used prescription drugs or non-prescription drugs for the purpose of getting high?	33
59	Think of your four best friends (the friends you feel closest to). In the past year (12 months), how many of your best friends have: used synthetic marijuana (K2, spice) or bath salts?	33
60	Think of your four best friends (the friends you feel closest to). In the past year (12 months), how many of your best friends have: used LSD, cocaine, amphetamines, or other illegal drugs?	34
61	Think of your four best friends (the friends you feel closest to). In the past year (12 months), how many of your best friends have: been bullied?	34
62	Think of your four best friends (the friends you feel closest to). In the past year (12 months), how many of your best friends have: been suspended from school?	34
63	Think of your four best friends (the friends you feel closest to). In the past year (12 months), how many of your best friends have: carried a handgun?	35
64	Think of your four best friends (the friends you feel closest to). In the past year (12 months), how many of your best friends have: sold illegal drugs?	35
65	Think of your four best friends (the friends you feel closest to). In the past year (12 months), how many of your best friends have: regularly attended religious services?	35

66	Think of your four best friends (the friends you feel closest to). In the past year (12 months), how many of your best friends have: stolen or tried to steal a motor vehicle such as a car or motorcycle?	36
67	Think of your four best friends (the friends you feel closest to). In the past year (12 months), how many of your best friends have: been arrested?	36
68	Think of your four best friends (the friends you feel closest to). In the past year (12 months), how many of your best friends have: dropped out of school?	36
69	Think of your four best friends (the friends you feel closest to). In the past year (12 months), how many of your best friends have: been members of a gang?	37
70	How old were you when you first: smoked marijuana?	37
71	How old were you when you first: smoked a cigarette, even just a puff?	38
72	How old were you when you first: had more than a sip or two of beer, wine or hard liquor (for example, vodka, whiskey, or gin)?	38
73	How old were you when you first: began drinking alcoholic beverages regularly, that is, at least once or twice a month?	39
74	How old were you when you first: used Pegaramide (peg, Peggy)?	39
75	How old were you when you first: got suspended from school?	40
76	How old were you when you first: got arrested?	40
77	How old were you when you first: carried a handgun?	41
78	How old were you when you first: used e-cigarettes, e-cigars, or e-hookahs (vaping)?	41
79	How old were you when you first: belonged to a gang?	42
80	How old were you when you first: used prescription drugs not prescribed to you?	42
81	How wrong do you think it is for someone your age to: take a handgun to school?	43
82	How wrong do you think it is for someone your age to: steal anything?	43
83	How wrong do you think it is for someone your age to: pick a fight with someone?	43
84	How wrong do you think it is for someone your age to: attack someone with the idea of seriously hurting them?	44
85	How wrong do you think it is for someone your age to: stay away from school all day when their parents think they are at school?	44
86	How wrong do you think it is for someone your age to: drink beer, wine or hard liquor (for example, vodka, whiskey, or gin) regularly?	44
87	How wrong do you think it is for someone your age to: smoke cigarettes?	45
88	How wrong do you think it is for someone your age to: smoke marijuana?	45

89	How wrong do you think it is for someone your age to: use prescription drugs or non-prescription drugs for the purpose of getting high?	45
90	How wrong do you think it is for someone your age to: use synthetic marijuana (K2, spice) or bath salts?	46
91	How wrong do you think it is for someone your age to: use LSD, cocaine, amphetamines or another illegal drug?	46
92	How wrong do you think it is for someone your age to: use e-cigarettes, e-cigars or e-hookahs (vaping)?	46
93	At school during the past 12 months, did you receive help from the resource teacher, speech therapist or other special education teacher?	47
94	How many times in the past year (12 months) have you: been suspended from school?	47
95	How many times in the past year (12 months) have you: carried a handgun?	47
96	How many times in the past year (12 months) have you: sold illegal drugs?	48
97	How many times in the past year (12 months) have you: stolen or tried to steal a motor vehicle such as a car or motorcycle?	48
98	How many times in the past year (12 months) have you: participated in clubs, organizations or activities at school?	48
99	How many times in the past year (12 months) have you: been arrested?	49
100	How many times in the past year (12 months) have you: attacked someone with the idea of seriously hurting them?	49
101	How many times in the past year (12 months) have you: been drunk or high at school?	49
102	How many times in the past year (12 months) have you: taken a handgun to school?	50
103	How many times in the past year (12 months) have you: used e-cigarettes, e-cigars, or e-hookahs (vaping)?	50
104	Are you currently on probation, or assigned a probation officer with Juvenile Court?	50
105	Have you ever belonged to a gang?	51
106	If you have ever belonged to a gang, did that gang have a name?	51
107	You are at a party at someone's house, and one of your friends offers you a drink containing alcohol. What would you say or do?	51
108	How often do you attend religious services or activities?	52
109	I think sometimes it's okay to cheat at school.	52
110	It is important to think before you act.	52
111	Sometimes I think that life is not worth it.	53
112	At times I think I am no good at all.	53
113	All in all, I am inclined to think that I am a failure.	53
114	In the past year, have you felt depressed or sad MOST days, even if you felt okay sometimes?	54
115	It is all right to beat up people if they start the fight.	54

116	I think it is okay to take something without asking if you can get away with it.	54
117	Where do you get the most information about living a drug and alcohol free life? Parents/guardians	55
118	Where do you get the most information about living a drug and alcohol free life? Friends	55
119	Where do you get the most information about living a drug and alcohol free life? Family members	55
120	Where do you get the most information about living a drug and alcohol free life? School	56
121	Where do you get the most information about living a drug and alcohol free life? Internet	56
122	Where do you get the most information about living a drug and alcohol free life? TV	56
123	Where do you get the most information about living a drug and alcohol free life? Social media	57
124	How much do you think people risk harming themselves (physically or in other ways) if they: smoked one or more packs of cigarettes per day?	57
125	How much do you think people risk harming themselves (physically or in other ways) if they: try marijuana once or twice?	57
126	How much do you think people risk harming themselves (physically or in other ways) if they: smoke marijuana once or twice a week?	58
127	How much do you think people risk harming themselves (physically or in other ways) if they: take one or two drinks of an alcoholic beverage (beer, wine, liquor) nearly every day?	58
128	How much do you think people risk harming themselves (physically or in other ways) if they: have five or more drinks of an alcoholic beverage once or twice a weekend?	58
129	How much do you think people risk harming themselves (physically or in other ways) if they: use prescription drugs that are not prescribed to them?	59
130	How much do you think people risk harming themselves (physically or in other ways) if they: use non-prescription drugs to get high?	59
131	How much do you think people risk harming themselves (physically or in other ways) if they: use e-cigarettes, e-cigars, or e-hookahs?	59
132	Have you ever used smokeless tobacco (chew, snuff, plug, dipping tobacco, or chewing tobacco)?	60
133	How often have you used smokeless tobacco during the past 30 days?	60
134	Have you ever smoked cigarettes?	60
135	How frequently have you smoked cigarettes during the past 30 days?	61
136	Which statement best describes rules about smoking inside your home or your family cars?	61
137	Have you ever used e-cigarettes, e-cigars, or e-hookahs (vaping)?	61

138	How frequently have you used e-cigarettes, e-cigars, or e-hookahs (vaping)?	62
139	During this school year, were you taught in any of your classes about the dangers of tobacco use?	62
140	During the past 12 months, have you participated in any community activities to discourage people your age from using cigarettes, chewing tobacco, snuff, dip or cigars, e-cigarettes, e-cigars, or e-hookahs?	62
141	Think back over the last two weeks. How many times have you had five or more alcoholic drinks in a row?	63
142	During the past 30 days, how many times did you ride in a car or other vehicle driven by someone who had been drinking alcohol or using drugs to get high?	63
143	During the past 30 days, how many times did you drive a car or other vehicle when you had been drinking alcohol or using drugs to get high?	63
144	If you drank alcohol (not just a sip or taste) in the past year, where did you usually drink it?	64
145	How do you feel about someone your age having one or two drinks of an alcoholic beverage nearly every day?	64
146	On how many occasions have you had alcoholic beverages (beer, wine or hard liquor) to drink in your lifetime - more than just a few sips?	64
147	On how many occasions have you drunk one of more drinks of an alcoholic beverage during the past 30 days?	65
148	On how many occasions have you used marijuana (grass, pot) or hashish (hash, hash oil) in your lifetime?	65
149	On how many occasions have you used marijuana (grass, pot) or hashish (hash, hash oil) during the past 30 days?	65
150	On how many occasions have you used LSD or other psychedelics in your lifetime?	66
151	On how many occasions have you used LSD or other psychedelics during the past 30 days?	66
152	On how many occasions have you used cocaine or crack in your lifetime?	66
153	On how many occasions have you used cocaine or crack during the past 30 days?	67
154	On how many occasions have you sniffed glue, breathed the contents of an aerosol spray can, or inhaled other gases or sprays, in order to get high in your lifetime?	67
155	On how many occasions have you sniffed glue, breathed the contents of an aerosol spray can, or inhaled other gases or sprays, in order to get high during the past 30 days?	67
156	On how many occasions have you used Pegaramide (peg, Peggy, etc.) in your lifetime?	68

157	On how many occasions have you used Pegaramide (peg, Peggy, etc.) during the past 30 days?	68
158	On how many occasions have you used synthetic marijuana (K2, spice) in your lifetime?	68
159	On how many occasions have you used synthetic marijuana (K2, spice) during the past 30 days?	69
160	On how many occasions have you used methamphetamines (meth, speed, crank, crystal meth) in your lifetime?	69
161	On how many occasions have you used methamphetamines (meth, speed, crank, crystal meth) in the past 30 days?	69
162	On how many occasions have you used other chemical products (bath salts, plant food, etc.) in your lifetime?	70
163	On how many occasions have you used other chemical products (bath salts, plant food, etc.) during the past 30 days?	70
164	On how many occasions have you used heroin or other opiates in your lifetime?	70
165	On how many occasions have you used heroin or other opiates during the past 30 days?	71
166	On how many occasions have you used MDMA ('X', 'E', or ecstasy) in your lifetime?	71
167	On how many occasions have you used MDMA ('X', 'E', or ecstasy) during the past 30 days?	71
168	On how many occasions have you taken prescription drugs (such as Valium, Xanax, Ritalin, Adderall, OxyContin, Tramadol, or sleeping pills) not prescribed to you in your lifetime?	72
169	On how many occasions have you taken prescription drugs (such as Valium, Xanax, Ritalin, Adderall, OxyContin, Tramadol, or sleeping pills) not prescribed to you during the past 30 days?	72
170	On how many occasions have you taken non-prescription medicines such as diet pills (for example, Dietac, Dexatrim or Prolamine), stay-awake pills (for example No-Doz, Vivarin, or Wake), or cough or cold medicines (robos, DXM, etc.) to get high in your lifetime?	72
171	On how many occasions have you taken non-prescription medicines such as diet pills (for example, Dietac, Dexatrim or Prolamine), stay-awake pills (for example No-Doz, Vivarin, or Wake), or cough or cold medicines (robos, DXM, etc.) to get high during the past 30 days?	73
172	On how many occasions have you been drunk or very high from drinking alcoholic beverages during the past 30 days?	73
173	On how many occasions have you drunk flavored alcoholic beverages, sometimes called 'alcopops' (like Mike's Hard Lemonade, Smirnoff Ice, Bacardi Breezers, etc.) in your lifetime?	73
174	On how many occasions have you drunk flavored alcoholic beverages, sometimes called 'alcopops' (like Mike's Hard Lemonade, Smirnoff Ice, Bacardi Breezers, etc.) during the past 30 days?	74

175	If you smoked cigarettes (not just a puff or drag) in the past year, how did you usually get them?	74
176	If you used e-cigarettes, e-cigars, or e-hookahs (not just a puff or drag) in the past year, how did you usually get them? - I did not use e-cigarettes, e-cigars, or e-hookahs in the past year	75
177	If you used e-cigarettes, e-cigars, or e-hookahs (not just a puff or drag) in the past year, how did you usually get them? - I bought them in a store such as a convenience store, supermarket, discount store, or gas station	75
178	If you used e-cigarettes, e-cigars, or e-hookahs (not just a puff or drag) in the past year, how did you usually get them? - I got them on the Internet	75
179	If you used e-cigarettes, e-cigars, or e-hookahs (not just a puff or drag) in the past year, how did you usually get them? - I got them at a store that sells electronic cigarettes, such as a "vape shop"	75
180	If you used e-cigarettes, e-cigars, or e-hookahs (not just a puff or drag) in the past year, how did you usually get them? - I got them from a family member	76
181	If you used e-cigarettes, e-cigars, or e-hookahs (not just a puff or drag) in the past year, how did you usually get them? - I got them from a friend	76
182	If you used e-cigarettes, e-cigars, or e-hookahs (not just a puff or drag) in the past year, how did you usually get them? - A stranger got them for me	76
183	If you used e-cigarettes, e-cigars, or e-hookahs (not just a puff or drag) in the past year, how did you usually get them? - I took them from a store or shop	76
184	If you used e-cigarettes, e-cigars, or e-hookahs (not just a puff or drag) in the past year, how did you usually get them? - I got them some other way	77
185	If you used marijuana (grass, pot) (not just a puff or drag) in the past year, how did you usually get it? - I did not use marijuana (grass, pot) in the past year	77
186	If you used marijuana (grass, pot) (not just a puff or drag) in the past year, how did you usually get it? - I bought it myself	77
187	If you used marijuana (grass, pot) (not just a puff or drag) in the past year, how did you usually get it? - I got it from someone at school	77
188	If you used marijuana (grass, pot) (not just a puff or drag) in the past year, how did you usually get it? - I got it from someone with a medical marijuana card	78
189	If you used marijuana (grass, pot) (not just a puff or drag) in the past year, how did you usually get it? - I got it from my brother or sister	78

190	If you used marijuana (grass, pot) (not just a puff or drag) in the past year, how did you usually get it? - I got it from another relative	78
191	If you used marijuana (grass, pot) (not just a puff or drag) in the past year, how did you usually get it? - Other	78
192	If you drank alcohol (not just a sip or taste) in the past year, how did you usually get it?	79
193	If you used prescription drugs or over the counter drugs without a doctor telling you to use it or for the purpose of getting high, where did you get these drugs? - Did not use	79
194	If you used prescription drugs or over the counter drugs without a doctor telling you to use it or for the purpose of getting high, where did you get these drugs? - Bought or took from store or shop	80
195	If you used prescription drugs or over the counter drugs without a doctor telling you to use it or for the purpose of getting high, where did you get these drugs? - Got from parents with permission	80
196	If you used prescription drugs or over the counter drugs without a doctor telling you to use it or for the purpose of getting high, where did you get these drugs? - Got from home without permission	80
197	If you used prescription drugs or over the counter drugs without a doctor telling you to use it or for the purpose of getting high, where did you get these drugs? - Got from relative with permission	80
198	If you used prescription drugs or over the counter drugs without a doctor telling you to use it or for the purpose of getting high, where did you get these drugs? - Got from relative without permission	81
199	If you used prescription drugs or over the counter drugs without a doctor telling you to use it or for the purpose of getting high, where did you get these drugs? - Got from friend's home with permission	81
200	If you used prescription drugs or over the counter drugs without a doctor telling you to use it or for the purpose of getting high, where did you get these drugs? - Got from friend's home without permission	81
201	If you used prescription drugs or over the counter drugs without a doctor telling you to use it or for the purpose of getting high, where did you get these drugs? - Got from friend at school	81
202	If you used prescription drugs or over the counter drugs without a doctor telling you to use it or for the purpose of getting high, where did you get these drugs? - Got from friend at party	82
203	If you used prescription drugs or over the counter drugs without a doctor telling you to use it or for the purpose of getting high, where did you get these drugs? - Got from friend, elsewhere	82
204	If you used prescription drugs or over the counter drugs without a doctor telling you to use it or for the purpose of getting high, where did you get these drugs? - Got from internet sale	82
205	During the last month, about how many marijuana cigarettes, or the equivalent, did you smoke a day, on the average?	83

206	How wrong do your friends feel it would be for YOU to: have one or two drinks of an alcoholic beverage nearly every day?	83
207	How wrong do your friends feel it would be for YOU to: smoke tobacco?	83
208	How wrong do your friends feel it would be for YOU to: smoke marijuana?	84
209	How wrong do your friends feel it would be for YOU to: use prescription drugs not prescribed to you?	84
210	How wrong would most adults (over 21) in your neighborhood think it is for kids your age: to use marijuana?	84
211	How wrong would most adults (over 21) in your neighborhood think it is for kids your age: to drink alcohol?	85
212	How wrong would most adults (over 21) in your neighborhood think it is for kids your age: to smoke cigarettes?	85
213	How much do each of the following statements describe your neighborhood? crime and/or drug selling	85
214	How much do each of the following statements describe your neighborhood? fights	86
215	How much do each of the following statements describe your neighborhood? lots of empty or abandoned buildings	86
216	How much do each of the following statements describe your neighborhood? lots of graffiti	86
217	I feel safe in my neighborhood.	87
218	If a kid smoked marijuana in your neighborhood would he or she be caught by the police?	87
219	If a kid drank some beer, wine or hard liquor (for example, vodka, whiskey, or gin) in your neighborhood would he or she be caught by the police?	87
220	If a kid carried a handgun in your neighborhood would he or she be caught by the police?	88
221	If you wanted to get some cigarettes, how easy would it be for you to get some?	88
222	If you wanted to get some beer, wine or hard liquor (for example, vodka, whiskey, or gin), how easy would it be for you to get some?	88
223	If you wanted to get a drug like cocaine, LSD, or amphetamines, how easy would it be for you to get some?	89
224	If you wanted to get a handgun, how easy would it be for you to get one?	89
225	If you wanted to get some marijuana, how easy would it be for you to get some?	89
226	If you wanted to get prescription drugs for the purpose of getting high, how easy would it be for you to get some?	90
227	If you wanted to get synthetic marijuana such as K2 or chemical products such as bath salts to get high, how easy would it be for you to get some?	90

228	If you wanted to get steroids to use or to enhance athletic performance, how easy would it be for you to get some?	90
229	If you wanted to get e-cigarettes, e-cigars, or e-hookahs, how easy would it be for you to get some?	91
230	During the past 12 months, have you participated in any alcohol prevention programs or seen any alcohol prevention messages in your school or community? Yes, a school-based program focused on preventing underage drinking and/or drinking and driving.	91
231	During the past 12 months, have you participated in any alcohol prevention programs or seen any alcohol prevention messages in your school or community? Yes, a community-based program focused on preventing underage drinking and/or drinking and driving (for example, through your church or temple or through youth groups like Boys and Girls Club or 4-H).	91
232	During the past 12 months, have you participated in any alcohol prevention programs or seen any alcohol prevention messages in your school or community? Yes, a media campaign addressing underage drinking and/or drinking and driving (for example, newspaper ads, posters, pamphlets, radio, TV).	92
233	During the past 12 months, have you participated in any alcohol prevention programs or seen any alcohol prevention messages in your school or community? No	92
234	How wrong do your parents feel it would be for YOU to: have one or two drinks of an alcoholic beverage nearly every day?	92
235	How wrong do your parents feel it would be for YOU to: smoke tobacco?	92
236	How wrong do your parents feel it would be for YOU to: smoke marijuana?	93
237	How wrong do your parents feel it would be for YOU to: use prescription drugs not prescribed to you?	93
238	How wrong do your parents feel it would be for YOU to: steal something?	93
239	How wrong do your parents feel it would be for YOU to: draw graffiti, write things, or draw pictures on buildings or other property (without the owner's permission)?	94
240	How wrong do your parents feel it would be for YOU to: pick a fight with someone?	94
241	During the past 12 months, have you talked with at least one of your parents about the dangers of underage drinking and/or drinking and driving? By parents, we mean either your biological parents, adoptive parents, stepparents, or adult guardians - whether or not they live with you.	94
242	The rules in my family are clear.	95
243	People in my family have serious arguments about the same things, and often insult or yell at each other.	95

244	When I am not at home, one of my parents knows where I am and who I am with.	95
245	My family has clear rules about alcohol and drug use.	96
246	If you skipped school would you be caught by your parents?	96
247	My parents ask if I've gotten my homework done.	96
248	Would your parents know if you did not come home on time?	97
249	Do you know how to properly dispose of leftover prescription drugs?	97
250	Have any of your brothers or sisters ever: drunk beer, wine or hard liquor (for example, vodka, whiskey or gin)?	97
251	Have any of your brothers or sisters ever: smoked marijuana?	97
252	Have any of your brothers or sisters ever: smoked cigarettes?	98
253	Have any of your brothers or sisters ever: taken a handgun to school?	98
254	Have any of your brothers or sisters ever: been suspended or expelled from school?	98
255	Have any of your brothers or sisters ever: used e-cigarettes, e-cigars or e-hookahs (vaping)?	98
256	Have any of your brothers or sisters ever: used prescription drugs not prescribed to him/her?	99
257	Have you changed homes in the past year (the last 12 months)?	99
258	How many times have you changed homes since kindergarten?	99
259	Have you changed schools (including changing from elementary to middle and middle to high school) in the past year?	99
260	How many times have you changed schools since kindergarten (including changing from elementary to middle and middle to high school)?	100
261	Has anyone in your family ever had severe alcohol or drug problems?	100
262	About how many adults (over 21) have you known personally who in the past year have: used marijuana, crack, cocaine, or other drugs?	100
263	About how many adults (over 21) have you known personally who in the past year have: sold or dealt drugs?	101
264	About how many adults (over 21) have you known personally who in the past year have: done other things that could get them in trouble with the police, like stealing, selling stolen goods, mugging or assaulting others, etc.?	101
265	About how many adults (over 21) have you known personally who in the past year have: gotten drunk or high?	101
266	How honest were you in filling out this survey?	102

List of Figures

1	Grade Chart	12
2	Gender Chart	13
3	Age Chart	14

1 INTRODUCTION

This report was generated from data collected on the *2018 Arkansas Prevention Needs Assessment Student Survey*. This report contains basic frequency tables of all data collected and graphs on the selected demographic variables of grade, gender and age.

Questions regarding the information found in this report can be directed to:

International Survey Associates dba Pride Surveys

Mr. Jay Gleaton

2140 Newmarket Parkway

Suite 116

Marietta, GA 30067

Telephone: (800) 279-6361

Fax: (770) 726-9327

Website: <http://www.pridesurveys.com>

Grade Chart

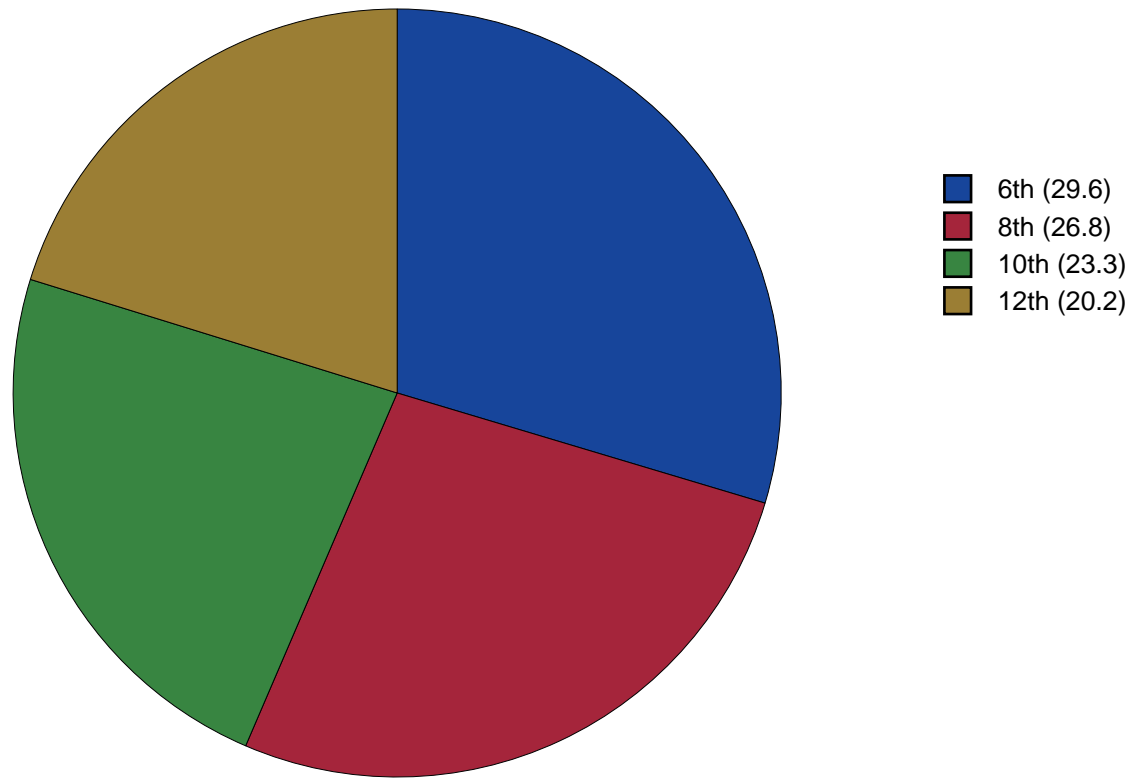


Figure 1: Grade Chart

Gender Chart

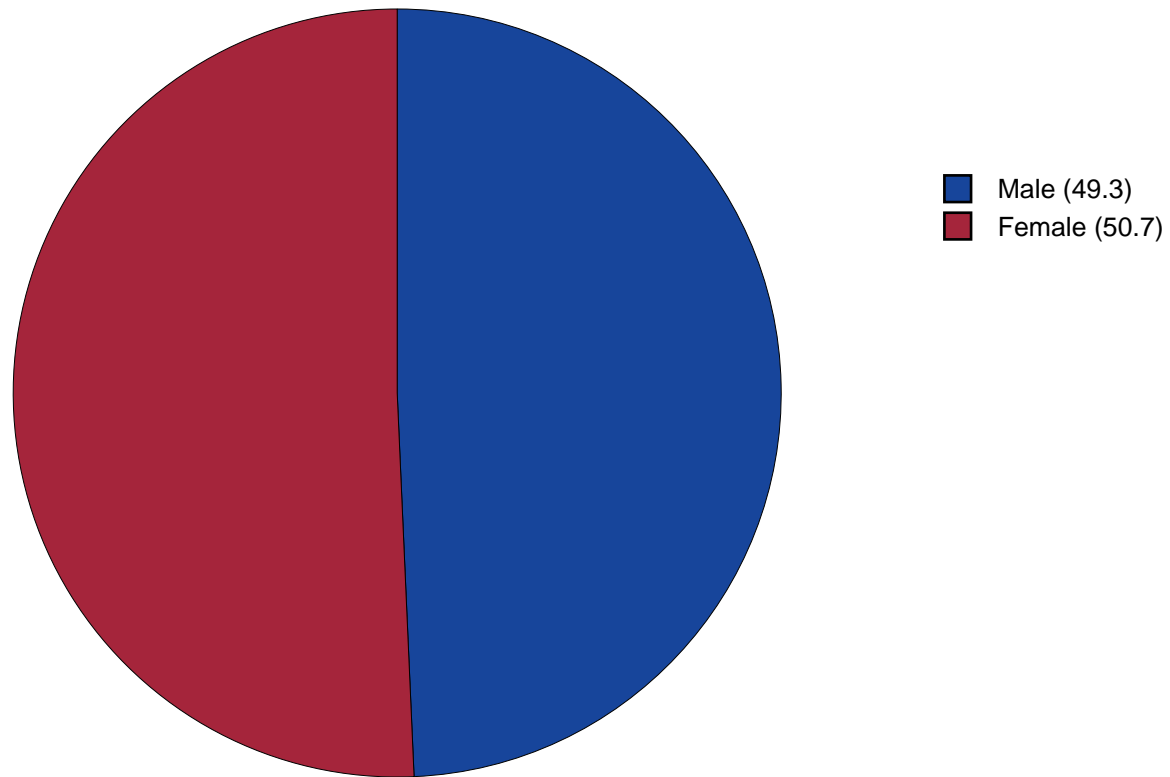


Figure 2: Gender Chart

Age Chart

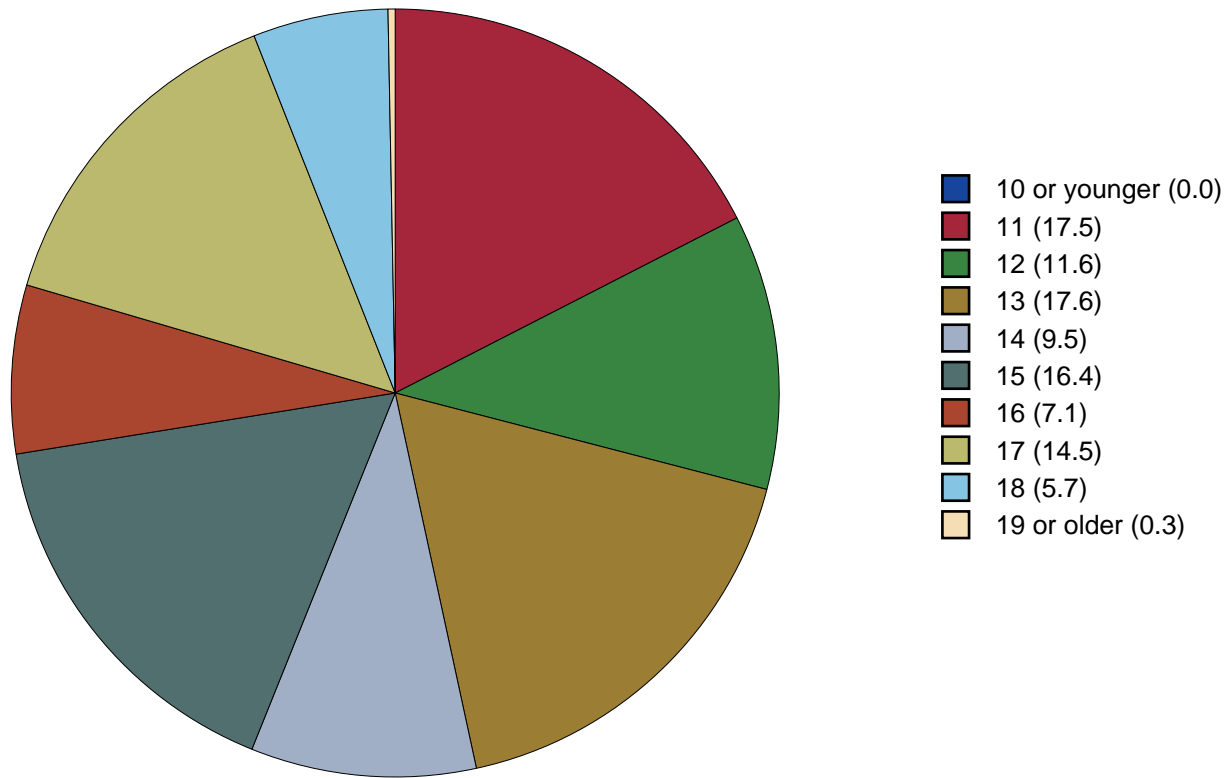


Figure 3: Age Chart

2 PERCENTAGE TABLES

The following tables contain frequency distribution detailing how your students responded to each question on the survey. The tables appear in the same order as the questions on the survey. The tables include breakdowns by grade level as well as overall percentages. The *N of Valid* row is a frequency count of the number of valid responses to each question for each grade and overall. The *N of Miss* row is a frequency count of the number of invalid (marked more than one response) or missing (i.e. did not respond) responses to each question for each grade and overall.

For the questions that allowed more than one response (i.e. race, live with, etc.) each response becomes a separate table. If a student did not mark the response, that was counted as a NO response, and if they did mark the response, that was counted as a YES response. Since a non response is a valid response for these questions, the *N of Miss* will always be zero for these questions.

Table 1: Gender

Response	6	8	10	12	Total	
Male	47.9	50.4	49.1	50.2	49.3	
Female	52.1	49.6	50.9	49.8	50.7	
N of Valid	2061	1868	1620	1409	6958	
N of Miss	46	38	39	31	154	

Table 2: Age

Response	6	8	10	12	Total	
10 or younger	0.1	0.0	0.0	0.0	0.0	
11	59.1	0.0	0.0	0.0	17.5	
12	38.8	0.3	0.0	0.0	11.6	
13	1.9	63.1	0.2	0.0	17.6	
14	0.0	34.7	0.6	0.0	9.5	
15	0.0	1.8	68.0	0.2	16.4	
16	0.0	0.1	28.9	1.4	7.1	
17	0.0	0.0	2.2	69.0	14.5	
18	0.0	0.0	0.1	27.8	5.7	
19 or older	0.0	0.0	0.0	1.5	0.3	
N of Valid	2093	1900	1648	1434	7075	
N of Miss	14	6	11	6	37	

Table 3: Are you Hispanic or Latino?

Response	6	8	10	12	Total	
No	77.7	76.6	77.5	78.8	77.6	
Yes	22.3	23.4	22.5	21.2	22.4	
N of Valid	1979	1861	1632	1417	6889	
N of Miss	128	45	27	23	223	

Table 4: What is your race? Black or African American



Response	6	8	10	12	Total	
No	90.6	91.1	92.7	92.9	91.7	
Yes	9.4	8.9	7.3	7.1	8.3	
N of Valid	2055	1879	1607	1404	6945	
N of Miss	0	0	0	0	0	

Table 5: What is your race? Asian



Response	6	8	10	12	Total	
No	95.1	93.8	93.9	92.2	93.9	
Yes	4.9	6.2	6.1	7.8	6.1	
N of Valid	2055	1879	1607	1404	6945	
N of Miss	0	0	0	0	0	

Table 6: What is your race? American Indian



Response	6	8	10	12	Total	
No	87.5	89.2	90.3	92.3	89.6	
Yes	12.5	10.8	9.7	7.7	10.4	
N of Valid	2055	1879	1607	1404	6945	
N of Miss	0	0	0	0	0	

Table 7: What is your race? Alaska Native



Response	6	8	10	12	Total	
No	99.6	99.6	99.3	99.7	99.6	
Yes	0.4	0.4	0.7	0.3	0.4	
N of Valid	2055	1879	1607	1404	6945	
N of Miss	0	0	0	0	0	

Table 8: What is your race? White



Response	6	8	10	12	Total	
No	33.4	30.7	25.8	24.1	29.0	
Yes	66.6	69.3	74.2	75.9	71.0	
N of Valid	2055	1879	1607	1404	6945	
N of Miss	0	0	0	0	0	

Table 9: What is your race? Native Hawaiian or Other Pacific Islander



Response	6	8	10	12	Total	
No	99.0	98.7	98.9	99.1	98.9	
Yes	1.0	1.3	1.1	0.9	1.1	
N of Valid	2055	1879	1607	1404	6945	
N of Miss	0	0	0	0	0	

Table 10: What is your race? Other



Response	6	8	10	12	Total	
No	75.5	80.5	83.3	89.0	81.4	
Yes	24.5	19.5	16.7	11.0	18.6	
N of Valid	2055	1879	1607	1404	6945	
N of Miss	0	0	0	0	0	

Table 11: What is the highest level of schooling completed by your mother or father?









Response	6	8	10	12	Total	
Completed grade school or less	3.1	3.9	4.1	4.4	3.8	
Some high school	4.4	6.5	15.4	16.3	10.0	
Completed high school	11.0	16.8	17.6	21.0	16.2	
Some college	9.9	13.0	14.5	16.6	13.2	
Completed college	20.0	22.5	22.9	23.2	22.0	
Graduate or professional school after college	8.1	9.9	9.8	9.1	9.2	
Don't know	41.3	25.5	13.7	7.4	23.6	
Does not apply	2.3	1.9	2.1	2.0	2.1	
N of Valid	2020	1874	1635	1425	6954	
N of Miss	87	32	24	15	158	

Table 12: Think of where you live most of the time. Which of the following people live there with you? Mother



Response	6	8	10	12	Total	
No	14.1	15.0	15.8	17.3	15.4	
Yes	85.9	85.0	84.2	82.7	84.6	
N of Valid	2088	1894	1647	1430	7059	
N of Miss	0	0	0	0	0	

Table 13: Think of where you live most of the time. Which of the following people live there with you? Stepmother



Response	6	8	10	12	Total	
No	94.2	93.4	94.0	95.4	94.2	
Yes	5.8	6.6	6.0	4.6	5.8	
N of Valid	2088	1894	1647	1430	7059	
N of Miss	0	0	0	0	0	

Table 14: Think of where you live most of the time. Which of the following people live there with you? Foster Mother



Response	6	8	10	12	Total	
No	98.9	99.0	99.3	99.7	99.2	
Yes	1.1	1.0	0.7	0.3	0.8	
N of Valid	2088	1894	1647	1430	7059	
N of Miss	0	0	0	0	0	

Table 15: Think of where you live most of the time. Which of the following people live there with you? Grandmother



Response	6	8	10	12	Total	
No	85.7	86.0	89.3	89.4	87.3	
Yes	14.3	14.0	10.7	10.6	12.7	
N of Valid	2088	1894	1647	1430	7059	
N of Miss	0	0	0	0	0	

Table 16: Think of where you live most of the time. Which of the following people live there with you? Aunt



Response	6	8	10	12	Total	
No	94.8	95.1	96.2	97.2	95.7	
Yes	5.2	4.9	3.8	2.8	4.3	
N of Valid	2088	1894	1647	1430	7059	
N of Miss	0	0	0	0	0	

Table 17: Think of where you live most of the time. Which of the following people live there with you? Father



Response	6	8	10	12	Total	
No	38.6	42.2	41.1	43.0	41.0	
Yes	61.4	57.8	58.9	57.0	59.0	
N of Valid	2088	1894	1647	1430	7059	
N of Miss	0	0	0	0	0	

Table 18: Think of where you live most of the time. Which of the following people live there with you? Stepfather



Response	6	8	10	12	Total	
No	83.8	81.8	83.6	84.6	83.4	
Yes	16.2	18.2	16.4	15.4	16.6	
N of Valid	2088	1894	1647	1430	7059	
N of Miss	0	0	0	0	0	

Table 19: Think of where you live most of the time. Which of the following people live there with you? Foster Father



Response	6	8	10	12	Total	
No	99.2	98.9	99.4	99.7	99.3	
Yes	0.8	1.1	0.6	0.3	0.7	
N of Valid	2088	1894	1647	1430	7059	
N of Miss	0	0	0	0	0	

Table 20: Think of where you live most of the time. Which of the following people live there with you? Grandfather



Response	6	8	10	12	Total	
No	90.7	91.4	94.4	94.8	92.6	
Yes	9.3	8.6	5.6	5.2	7.4	
N of Valid	2088	1894	1647	1430	7059	
N of Miss	0	0	0	0	0	

Table 21: Think of where you live most of the time. Which of the following people live there with you? Uncle



Response	6	8	10	12	Total	
No	94.8	94.7	96.5	97.4	95.7	
Yes	5.2	5.3	3.5	2.6	4.3	
N of Valid	2088	1894	1647	1430	7059	
N of Miss	0	0	0	0	0	

Table 22: Think of where you live most of the time. Which of the following people live there with you? Other Adults



Response	6	8	10	12	Total	
No	97.6	97.4	98.0	96.9	97.5	
Yes	2.4	2.6	2.0	3.1	2.5	
N of Valid	2088	1894	1647	1430	7059	
N of Miss	0	0	0	0	0	

Table 23: Think of where you live most of the time. Which of the following people live there with you? Brother(s)



Response	6	8	10	12	Total	
No	47.2	49.6	53.4	56.9	51.3	
Yes	52.8	50.4	46.6	43.1	48.7	
N of Valid	2088	1894	1647	1430	7059	
N of Miss	0	0	0	0	0	

Table 24: Think of where you live most of the time. Which of the following people live there with you? Stepbrother(s)



Response	6	8	10	12	Total	
No	93.8	93.5	95.1	96.4	94.5	
Yes	6.2	6.5	4.9	3.6	5.5	
N of Valid	2088	1894	1647	1430	7059	
N of Miss	0	0	0	0	0	

Table 25: Think of where you live most of the time. Which of the following people live there with you? Sister(s)



Response	6	8	10	12	Total	
No	49.3	53.2	54.3	59.9	53.6	
Yes	50.7	46.8	45.7	40.1	46.4	
N of Valid	2088	1894	1647	1430	7059	
N of Miss	0	0	0	0	0	

Table 26: Think of where you live most of the time. Which of the following people live there with you? Stepsister(s)



Response	6	8	10	12	Total	
No	94.3	93.1	95.1	97.0	94.7	
Yes	5.7	6.9	4.9	3.0	5.3	
N of Valid	2088	1894	1647	1430	7059	
N of Miss	0	0	0	0	0	

Table 27: Think of where you live most of the time. Which of the following people live there with you? Other Children



Response	6	8	10	12	Total	
No	95.4	94.8	94.1	94.1	94.7	
Yes	4.6	5.2	5.9	5.9	5.3	
N of Valid	2088	1894	1647	1430	7059	
N of Miss	0	0	0	0	0	

Table 28: In my school, students have lots of chances to help decide things like class activities and rules.





Response	6	8	10	12	Total	
NO!	12.0	9.1	7.1	10.3	9.7	
no	38.7	34.1	30.0	29.5	33.6	
yes	42.9	50.2	51.2	47.7	47.8	
YES!	6.5	6.5	11.7	12.5	8.9	
N of Valid	2065	1884	1631	1421	7001	
N of Miss	42	22	28	19	111	

Table 29: Teachers ask me to work on special classroom projects.





Response	6	8	10	12	Total	
NO!	10.3	9.8	8.1	8.1	9.2	
no	40.4	46.2	43.9	39.0	42.5	
yes	38.7	38.1	43.1	45.3	40.9	
YES!	10.6	5.9	4.8	7.7	7.4	
N of Valid	2040	1861	1609	1412	6922	
N of Miss	67	45	50	28	190	

Table 30: My teacher(s) notices when I am doing a good job and lets me know about it.

Response	6	8	10	12	Total	
NO!	3.7	5.4	7.4	7.7	5.8	
no	18.2	27.2	31.7	25.8	25.3	
yes	52.9	53.9	48.4	52.6	52.1	
YES!	25.2	13.5	12.5	14.0	16.8	
N of Valid	2046	1854	1611	1417	6928	
N of Miss	61	52	48	23	184	

Table 31: There are lots of chances for students in my school to get involved in sports, clubs, and other school activities outside of class.

Response	6	8	10	12	Total	
NO!	3.4	1.0	2.0	2.3	2.2	
no	12.3	5.9	4.8	4.3	7.2	
yes	44.6	39.5	38.4	38.8	40.6	
YES!	39.7	53.6	54.8	54.6	50.0	
N of Valid	2056	1879	1623	1410	6968	
N of Miss	51	27	36	30	144	

Table 32: There are lots of chances for students in my school to talk with a teacher one-on-one.

Response	6	8	10	12	Total	
NO!	2.7	2.8	3.8	4.1	3.3	
no	12.2	17.7	18.4	15.9	15.9	
yes	46.1	53.7	53.7	51.9	51.1	
YES!	39.0	25.8	24.1	28.1	29.7	
N of Valid	2047	1882	1621	1410	6960	
N of Miss	60	24	38	30	152	

Table 33: I feel safe at my school.

Response	6	8	10	12	Total	
NO!	3.4	4.9	5.8	6.2	4.9	
no	8.5	13.5	16.3	13.5	12.7	
yes	39.6	55.7	57.7	56.3	51.5	
YES!	48.6	25.9	20.3	24.0	30.9	
N of Valid	2047	1863	1606	1414	6930	
N of Miss	60	43	53	26	182	

Table 34: The school lets my parents know when I have done something well.

Response	6	8	10	12	Total	
NO!	10.3	16.4	21.4	22.0	16.9	
no	33.0	45.2	48.2	45.1	42.3	
yes	39.8	31.0	25.5	26.5	31.4	
YES!	16.9	7.5	5.0	6.3	9.4	
N of Valid	2042	1858	1615	1405	6920	
N of Miss	65	48	44	35	192	

Table 35: My teachers praise me when I work hard in school.

Response	6	8	10	12	Total	
NO!	10.8	12.9	14.4	14.0	12.8	
no	31.6	43.8	45.4	39.4	39.7	
yes	43.0	37.0	34.6	39.1	38.6	
YES!	14.7	6.3	5.5	7.5	8.8	
N of Valid	2037	1857	1604	1406	6904	
N of Miss	70	49	55	34	208	

Table 36: Are your school grades better than the grades of most students in your class?

Response	6	8	10	12	Total	
NO!	7.9	7.2	7.6	6.0	7.2	
no	33.8	33.2	29.3	27.7	31.3	
yes	42.5	45.9	48.1	49.4	46.1	
YES!	15.8	13.8	15.0	16.8	15.3	
N of Valid	2015	1854	1611	1408	6888	
N of Miss	92	52	48	32	224	

Table 37: I have lots of chances to be part of class discussions or activities.

Response	6	8	10	12	Total	
NO!	3.8	2.3	1.9	2.9	2.8	
no	14.4	14.4	13.3	13.7	14.0	
yes	50.8	58.3	64.4	60.1	57.9	
YES!	30.9	25.0	20.4	23.3	25.3	
N of Valid	2055	1874	1610	1405	6944	
N of Miss	52	32	49	35	168	

Table 38: Now thinking back over the past year in school, how often did you: enjoy being in school?

Response	6	8	10	12	Total	
Never	6.4	8.5	10.8	10.0	8.7	
Seldom	10.7	12.8	17.5	17.4	14.2	
Sometimes	33.5	38.3	37.1	39.8	36.9	
Often	25.0	27.0	26.5	25.9	26.0	
Almost always	24.3	13.4	8.2	6.9	14.1	
N of Valid	2067	1886	1598	1408	6959	
N of Miss	40	20	61	32	153	

Table 39: Now thinking back over the past year in school, how often did you: hate being in school?

Response	6	8	10	12	Total	
Never	15.8	5.7	4.6	4.5	8.2	
Seldom	32.5	28.3	20.7	20.3	26.1	
Sometimes	27.0	35.8	39.6	39.3	34.8	
Often	14.2	18.5	20.2	22.7	18.5	
Almost always	10.5	11.7	14.9	13.2	12.4	
N of Valid	2036	1875	1587	1401	6899	
N of Miss	71	31	72	39	213	

Table 40: Now thinking back over the past year in school, how often did you: try to do your best work in school?

Response	6	8	10	12	Total	
Never	0.5	0.4	0.7	0.8	0.6	
Seldom	0.7	2.3	1.9	2.7	1.8	
Sometimes	5.1	11.5	15.3	16.7	11.5	
Often	21.4	29.1	38.5	38.4	30.9	
Almost always	72.3	56.7	43.5	41.4	55.2	
N of Valid	2046	1875	1590	1402	6913	
N of Miss	61	31	69	38	199	

Table 41: How often do you feel that the school work you are assigned is meaningful and important?

Response	6	8	10	12	Total	
Never	4.1	5.7	7.4	8.7	6.2	
Seldom	9.0	18.8	24.8	26.2	18.7	
Sometimes	25.4	33.4	39.5	39.2	33.6	
Often	30.5	27.8	21.1	18.8	25.3	
Almost always	31.0	14.3	7.2	7.1	16.2	
N of Valid	2070	1880	1590	1403	6943	
N of Miss	37	26	69	37	169	

Table 42: Putting them all together, what were your grades like last year?






Response	6	8	10	12	Total	
Mostly F's	1.2	0.7	1.0	0.6	0.9	
Mostly D's	2.6	2.6	3.7	2.4	2.8	
Mostly C's	10.0	13.8	14.6	15.7	13.3	
Mostly B's	34.8	36.1	33.1	36.6	35.1	
Mostly A's	51.4	46.8	47.6	44.8	47.9	
N of Valid	1980	1851	1584	1404	6819	
N of Miss	127	55	75	36	293	

Table 43: How important do you think the things you are learning in school are going to be for your later life?






Response	6	8	10	12	Total	
Very important	42.3	20.0	10.9	8.7	22.3	
Quite important	27.1	26.5	19.9	18.8	23.6	
Fairly important	20.0	31.8	33.6	36.3	29.6	
Slightly important	9.1	18.2	28.5	29.3	20.1	
Not at all important	1.6	3.5	7.1	6.9	4.4	
N of Valid	2073	1881	1597	1408	6959	
N of Miss	34	25	62	32	153	

Table 44: During the LAST FOUR WEEKS how many whole days of school have you missed because you skipped or "cut"?








Response	6	8	10	12	Total	
None	63.4	70.7	73.3	69.1	68.8	
1	14.7	11.5	11.2	11.2	12.3	
2	8.1	6.0	5.6	8.0	6.9	
3	6.3	5.4	3.5	4.2	5.0	
4-5	5.3	4.7	3.8	4.2	4.6	
6-10	1.2	1.4	1.4	2.3	1.5	
11 or more	1.0	0.2	1.2	0.9	0.8	
N of Valid	2067	1880	1594	1416	6957	
N of Miss	40	26	65	24	155	

Table 45: What are the chances you would be seen as cool if you: smoked cigarettes?






Response	6	8	10	12	Total	
No or very little chance	89.2	74.8	68.6	69.2	76.5	
Little chance	5.7	12.3	16.5	16.9	12.2	
Some chance	2.5	8.1	9.0	8.1	6.7	
Pretty good chance	1.5	3.2	3.8	3.8	2.9	
Very good chance	1.2	1.5	2.1	2.1	1.7	
N of Valid	2052	1871	1583	1404	6910	
N of Miss	55	35	76	36	202	

Table 46: What are the chances you would be seen as cool if you: worked hard at school?






Response	6	8	10	12	Total	
No or very little chance	5.7	10.8	12.7	10.0	9.5	
Little chance	7.4	15.4	17.1	17.9	13.9	
Some chance	16.4	24.4	28.4	29.2	23.9	
Pretty good chance	28.3	27.5	24.7	26.7	26.9	
Very good chance	42.1	21.9	17.1	16.2	25.7	
N of Valid	2055	1863	1565	1390	6873	
N of Miss	52	43	94	50	239	

Table 47: What are the chances you would be seen as cool if you: began drinking alcoholic beverages regularly, that is, at least once or twice a month?






Response	6	8	10	12	Total	
No or very little chance	85.4	67.4	49.1	43.8	63.7	
Little chance	7.8	14.4	17.7	15.8	13.5	
Some chance	3.8	10.0	15.4	16.4	10.7	
Pretty good chance	1.8	6.0	11.7	15.8	8.0	
Very good chance	1.3	2.3	6.1	8.2	4.1	
N of Valid	2042	1863	1580	1394	6879	
N of Miss	65	43	79	46	233	

Table 48: What are the chances you would be seen as cool if you: defended someone who was being bullied?


Response	6	8	10	12	Total	
No or very little chance	7.1	10.5	11.9	10.1	9.7	
Little chance	7.4	12.0	14.4	12.4	11.3	
Some chance	16.1	25.6	25.8	28.1	23.3	
Pretty good chance	27.4	27.9	27.2	28.2	27.6	
Very good chance	42.0	24.0	20.8	21.2	28.0	
N of Valid	2040	1862	1578	1399	6879	
N of Miss	67	44	81	41	233	

Table 49: What are the chances you would be seen as cool if you: smoked marijuana?


Response	6	8	10	12	Total	
No or very little chance	88.7	67.0	48.4	44.8	64.7	
Little chance	5.3	11.5	12.9	13.7	10.4	
Some chance	2.2	8.4	12.6	14.0	8.7	
Pretty good chance	1.8	6.3	12.0	14.3	7.9	
Very good chance	2.0	6.8	14.1	13.2	8.4	
N of Valid	2045	1863	1577	1399	6884	
N of Miss	62	43	82	41	228	

Table 50: What are the chances you would be seen as cool if you: carried a handgun?


Response	6	8	10	12	Total	
No or very little chance	81.3	75.1	72.9	70.2	75.4	
Little chance	8.0	13.0	12.9	14.9	11.9	
Some chance	5.3	6.3	6.4	8.3	6.4	
Pretty good chance	2.2	2.7	4.3	3.4	3.1	
Very good chance	3.2	2.9	3.5	3.2	3.2	
N of Valid	2029	1862	1576	1402	6869	
N of Miss	78	44	83	38	243	

Table 51: What are the chances you would be seen as cool if you: used e-cigarettes, e-cigars or e-hookahs (vaping)?






Response	6	8	10	12	Total	
No or very little chance	84.0	58.4	44.0	39.9	58.9	
Little chance	6.3	11.7	11.2	11.3	9.9	
Some chance	4.2	9.8	12.8	13.8	9.6	
Pretty good chance	2.5	9.7	12.8	15.3	9.4	
Very good chance	3.0	10.4	19.1	19.7	12.1	
N of Valid	2034	1851	1574	1402	6861	
N of Miss	73	55	85	38	251	

Table 52: What are the chances you would be seen as cool if you: bullied someone or cyber bullied someone?






Response	6	8	10	12	Total	
No or very little chance	84.0	58.4	44.0	39.9	58.9	
Little chance	6.3	11.7	11.2	11.3	9.9	
Some chance	4.2	9.8	12.8	13.8	9.6	
Pretty good chance	2.5	9.7	12.8	15.3	9.4	
Very good chance	3.0	10.4	19.1	19.7	12.1	
N of Valid	2034	1851	1574	1402	6861	
N of Miss	73	55	85	38	251	

Table 53: Think of your four best friends (the friends you feel closest to). In the past year (12 months), how many of your best friends have: participated in clubs, organizations or activities at school?






Response	6	8	10	12	Total	
0	15.9	10.1	10.4	10.4	12.0	
1	15.7	9.8	10.2	13.0	12.3	
2	19.5	16.1	17.9	17.1	17.7	
3	16.9	17.7	15.4	15.2	16.4	
4	32.0	46.2	46.0	44.3	41.6	
N of Valid	2027	1850	1560	1385	6822	
N of Miss	80	56	99	55	290	

Table 54: Think of your four best friends (the friends you feel closest to). In the past year (12 months), how many of your best friends have: smoked cigarettes?






Response	6	8	10	12	Total	
0	95.1	82.5	71.2	64.8	80.1	
1	3.0	10.0	13.8	16.3	10.0	
2	1.0	3.8	7.4	10.3	5.1	
3	0.2	1.8	3.4	3.7	2.1	
4	0.7	1.9	4.2	4.9	2.7	
N of Valid	2029	1832	1540	1366	6767	
N of Miss	78	74	119	74	345	

Table 55: Think of your four best friends (the friends you feel closest to). In the past year (12 months), how many of your best friends have: tried beer, wine or hard liquor (for example, vodka, whiskey, or gin) when their parents didn't know about it?






Response	6	8	10	12	Total	
0	88.2	66.1	46.2	34.8	61.9	
1	7.5	15.9	15.5	17.4	13.6	
2	2.1	7.7	13.7	16.0	9.1	
3	0.8	4.5	9.7	8.4	5.4	
4	1.3	5.8	14.9	23.4	10.1	
N of Valid	2055	1852	1559	1385	6851	
N of Miss	52	54	100	55	261	

Table 56: Think of your four best friends (the friends you feel closest to). In the past year (12 months), how many of your best friends have: used e-cigarettes, e-cigars, or e-hookahs?






Response	6	8	10	12	Total	
0	92.8	68.8	49.0	40.4	65.7	
1	4.7	13.8	15.8	14.3	11.6	
2	1.3	7.4	10.9	14.0	7.7	
3	0.4	3.7	8.5	9.3	4.9	
4	0.8	6.3	15.8	21.9	10.0	
N of Valid	2048	1857	1553	1382	6840	
N of Miss	59	49	106	58	272	

Table 57: Think of your four best friends (the friends you feel closest to). In the past year (12 months), how many of your best friends have: used marijuana?






Response	6	8	10	12	Total	
0	96.5	81.1	57.1	50.5	74.1	
1	2.2	9.6	14.9	15.3	9.7	
2	0.5	3.9	10.2	13.4	6.3	
3	0.1	2.1	5.9	7.2	3.4	
4	0.6	3.3	11.9	13.6	6.5	
N of Valid	2041	1845	1547	1379	6812	
N of Miss	66	61	112	61	300	

Table 58: Think of your four best friends (the friends you feel closest to). In the past year (12 months), how many of your best friends have: used prescription drugs or non-prescription drugs for the purpose of getting high?






Response	6	8	10	12	Total	
0	96.8	90.8	83.2	81.4	89.0	
1	2.2	6.2	8.6	9.2	6.1	
2	0.4	1.6	3.6	4.6	2.3	
3	0.1	0.7	1.4	1.3	0.8	
4	0.5	0.8	3.2	3.4	1.8	
N of Valid	2046	1852	1546	1385	6829	
N of Miss	61	54	113	55	283	

Table 59: Think of your four best friends (the friends you feel closest to). In the past year (12 months), how many of your best friends have: used synthetic marijuana (K2, spice) or bath salts?






Response	6	8	10	12	Total	
0	98.2	95.8	92.5	92.4	95.1	
1	1.3	2.8	3.6	4.3	2.9	
2	0.3	0.9	1.6	1.4	1.0	
3	0.0	0.1	0.7	0.4	0.3	
4	0.1	0.4	1.6	1.4	0.8	
N of Valid	2030	1851	1551	1383	6815	
N of Miss	77	55	108	57	297	

Table 60: Think of your four best friends (the friends you feel closest to). In the past year (12 months), how many of your best friends have: used LSD, cocaine, amphetamines, or other illegal drugs?






Response	6	8	10	12	Total	
0	98.1	94.9	89.7	87.7	93.2	
1	1.1	3.4	5.9	6.7	3.9	
2	0.3	1.1	1.8	2.5	1.3	
3	0.1	0.3	0.8	1.1	0.5	
4	0.4	0.3	1.7	2.0	1.0	
N of Valid	2047	1857	1547	1384	6835	
N of Miss	60	49	112	56	277	

Table 61: Think of your four best friends (the friends you feel closest to). In the past year (12 months), how many of your best friends have: been bullied?






Response	6	8	10	12	Total	
0	38.4	43.2	54.1	61.8	48.0	
1	28.4	25.3	19.9	16.0	23.1	
2	15.8	15.5	13.1	12.0	14.3	
3	6.2	6.3	5.2	3.6	5.5	
4	11.2	9.6	7.7	6.6	9.0	
N of Valid	2035	1855	1544	1383	6817	
N of Miss	72	51	115	57	295	

Table 62: Think of your four best friends (the friends you feel closest to). In the past year (12 months), how many of your best friends have: been suspended from school?






Response	6	8	10	12	Total	
0	79.2	68.5	69.6	76.2	73.5	
1	13.8	16.5	16.6	13.5	15.1	
2	3.9	7.8	6.8	6.3	6.1	
3	1.2	3.1	2.5	1.2	2.0	
4	1.8	4.0	4.5	2.9	3.3	
N of Valid	2037	1853	1547	1382	6819	
N of Miss	70	53	112	58	293	

Table 63: Think of your four best friends (the friends you feel closest to). In the past year (12 months), how many of your best friends have: carried a handgun?






Response	6	8	10	12	Total	
0	94.8	94.1	91.3	91.7	93.2	
1	3.0	2.9	4.3	4.6	3.6	
2	0.8	1.4	1.4	2.1	1.4	
3	0.2	0.6	1.0	0.4	0.5	
4	1.2	1.0	2.1	1.2	1.4	
N of Valid	2046	1854	1543	1384	6827	
N of Miss	61	52	116	56	285	

Table 64: Think of your four best friends (the friends you feel closest to). In the past year (12 months), how many of your best friends have: sold illegal drugs?






Response	6	8	10	12	Total	
0	98.9	94.1	86.0	84.5	91.8	
1	0.5	3.1	6.7	8.7	4.3	
2	0.2	1.8	3.8	3.8	2.2	
3	0.1	0.4	1.1	1.2	0.6	
4	0.2	0.5	2.4	1.7	1.1	
N of Valid	2041	1844	1546	1382	6813	
N of Miss	66	62	113	58	299	

Table 65: Think of your four best friends (the friends you feel closest to). In the past year (12 months), how many of your best friends have: regularly attended religious services?






Response	6	8	10	12	Total	
0	36.6	27.6	23.8	29.3	29.7	
1	14.3	16.8	18.4	20.6	17.2	
2	14.2	19.4	21.8	20.5	18.7	
3	13.0	16.2	16.6	12.7	14.7	
4	21.9	19.9	19.3	16.9	19.7	
N of Valid	1962	1830	1538	1376	6706	
N of Miss	145	76	121	64	406	

Table 66: Think of your four best friends (the friends you feel closest to). In the past year (12 months), how many of your best friends have: stolen or tried to steal a motor vehicle such as a car or motorcycle?

Response	6	8	10	12	Total	
0	97.7	96.1	93.5	95.7	95.9	
1	1.6	2.8	4.3	3.2	2.8	
2	0.1	0.9	1.0	0.6	0.6	
3	0.2	0.1	0.5	0.2	0.2	
4	0.3	0.2	0.7	0.3	0.4	
N of Valid	2040	1838	1541	1374	6793	
N of Miss	67	68	118	66	319	

Table 67: Think of your four best friends (the friends you feel closest to). In the past year (12 months), how many of your best friends have: been arrested?

Response	6	8	10	12	Total	
0	96.3	90.6	87.2	87.4	90.9	
1	2.6	6.7	7.4	8.3	6.0	
2	0.5	1.7	2.8	2.2	1.7	
3	0.3	0.5	1.0	1.1	0.7	
4	0.2	0.5	1.6	1.1	0.8	
N of Valid	2046	1848	1545	1378	6817	
N of Miss	61	58	114	62	295	

Table 68: Think of your four best friends (the friends you feel closest to). In the past year (12 months), how many of your best friends have: dropped out of school?

Response	6	8	10	12	Total	
0	96.2	95.9	94.0	88.8	94.1	
1	2.6	3.4	4.2	8.2	4.3	
2	0.7	0.4	1.0	1.9	0.9	
3	0.1	0.2	0.5	0.6	0.3	
4	0.4	0.1	0.3	0.6	0.3	
N of Valid	2045	1846	1547	1380	6818	
N of Miss	62	60	112	60	294	

Table 69: Think of your four best friends (the friends you feel closest to). In the past year (12 months), how many of your best friends have: been members of a gang?






Response	6	8	10	12	Total	
0	92.9	92.7	90.9	93.3	92.4	
1	3.8	3.8	5.1	3.3	4.0	
2	1.2	1.7	1.5	1.2	1.4	
3	0.2	0.6	0.6	0.9	0.6	
4	1.9	1.2	1.9	1.3	1.6	
N of Valid	2042	1848	1542	1379	6811	
N of Miss	65	58	117	61	301	

Table 70: How old were you when you first: smoked marijuana?










Response	6	8	10	12	Total	
Never	98.7	91.8	75.7	67.2	85.3	
10 or younger	0.6	0.8	2.3	1.3	1.2	
11	0.5	1.4	1.8	0.8	1.1	
12	0.2	2.3	3.0	1.8	1.7	
13	0.0	3.3	4.1	3.1	2.5	
14	0.0	0.4	6.4	4.9	2.5	
15	0.0	0.0	5.6	7.0	2.7	
16	0.0	0.0	1.0	7.9	1.8	
17 or older	0.0	0.1	0.1	5.9	1.2	
N of Valid	2058	1844	1543	1380	6825	
N of Miss	49	62	116	60	287	

Table 71: How old were you when you first: smoked a cigarette, even just a puff?










Response	6	8	10	12	Total	
Never	95.0	84.3	76.6	69.0	82.7	
10 or younger	3.9	7.0	6.4	5.8	5.7	
11	0.8	2.9	2.2	1.8	1.9	
12	0.3	2.5	2.8	2.6	1.9	
13	0.0	2.6	2.9	2.5	1.9	
14	0.0	0.7	4.5	3.7	1.9	
15	0.0	0.1	3.7	4.5	1.8	
16	0.0	0.0	0.9	5.8	1.4	
17 or older	0.0	0.1	0.0	4.3	0.9	
N of Valid	2041	1835	1520	1366	6762	
N of Miss	66	71	139	74	350	

Table 72: How old were you when you first: had more than a sip or two of beer, wine or hard liquor (for example, vodka, whiskey, or gin)?










Response	6	8	10	12	Total	
Never	84.0	68.3	51.9	39.7	63.5	
10 or younger	9.5	11.3	9.2	5.5	9.1	
11	5.1	4.6	2.5	2.0	3.7	
12	1.4	6.1	4.9	2.8	3.7	
13	0.0	7.7	8.3	4.5	4.9	
14	0.0	1.9	10.7	8.0	4.6	
15	0.0	0.1	10.5	8.8	4.2	
16	0.0	0.1	2.1	15.0	3.5	
17 or older	0.0	0.0	0.1	13.8	2.8	
N of Valid	2059	1851	1539	1379	6828	
N of Miss	48	55	120	61	284	

Table 73: How old were you when you first: began drinking alcoholic beverages regularly, that is, at least once or twice a month?


Response	6	8	10	12	Total	
Never	99.1	93.9	84.5	75.3	89.6	
10 or younger	0.5	0.8	0.7	0.6	0.6	
11	0.2	0.6	0.8	0.6	0.5	
12	0.1	1.1	0.6	0.4	0.5	
13	0.1	3.0	1.9	1.3	1.5	
14	0.0	0.6	3.8	1.6	1.4	
15	0.0	0.1	6.5	4.4	2.4	
16	0.0	0.0	0.9	7.6	1.7	
17 or older	0.0	0.0	0.1	8.3	1.7	
N of Valid	2061	1855	1539	1374	6829	
N of Miss	46	51	120	66	283	

Table 74: How old were you when you first: used Pegaramide (peg, Peggy)?


Response	6	8	10	12	Total	
Never	100.0	100.0	100.0	100.0	100.0	
10 or younger	0.0	0.0	0.0	0.0	0.0	
11	0.0	0.0	0.0	0.0	0.0	
12	0.0	0.0	0.0	0.0	0.0	
13	0.0	0.0	0.0	0.0	0.0	
14	0.0	0.0	0.0	0.0	0.0	
15	0.0	0.0	0.0	0.0	0.0	
16	0.0	0.0	0.0	0.0	0.0	
17 or older	0.0	0.0	0.0	0.0	0.0	
N of Valid	2019	1844	1540	1376	6779	
N of Miss	88	62	119	64	333	

Table 75: How old were you when you first: got suspended from school?










Response	6	8	10	12	Total	
Never	91.2	85.3	82.0	83.7	86.0	
10 or younger	5.7	5.1	3.8	3.2	4.6	
11	2.5	2.5	2.1	1.4	2.2	
12	0.5	3.3	2.1	2.4	2.0	
13	0.0	2.9	3.3	1.4	1.8	
14	0.0	0.8	3.9	2.2	1.5	
15	0.0	0.1	2.2	2.2	1.0	
16	0.0	0.0	0.5	2.2	0.6	
17 or older	0.0	0.0	0.1	1.4	0.3	
N of Valid	2060	1853	1542	1386	6841	
N of Miss	47	53	117	54	271	

Table 76: How old were you when you first: got arrested?










Response	6	8	10	12	Total	
Never	99.0	97.5	95.0	95.8	97.1	
10 or younger	0.6	0.8	0.5	0.2	0.5	
11	0.2	0.3	0.3	0.1	0.2	
12	0.1	0.6	0.5	0.2	0.4	
13	0.0	0.6	0.7	0.5	0.5	
14	0.0	0.1	1.1	0.5	0.4	
15	0.0	0.0	1.5	0.9	0.5	
16	0.0	0.0	0.3	0.9	0.2	
17 or older	0.0	0.0	0.0	0.9	0.2	
N of Valid	2057	1852	1540	1381	6830	
N of Miss	50	54	119	59	282	

Table 77: How old were you when you first: carried a handgun?










Response	6	8	10	12	Total	
Never	94.5	94.4	94.1	92.6	94.0	
10 or younger	2.7	2.2	2.1	1.9	2.3	
11	1.9	0.8	0.7	0.4	1.0	
12	0.8	1.0	0.5	0.5	0.7	
13	0.1	1.1	0.8	0.8	0.7	
14	0.0	0.4	0.5	0.6	0.4	
15	0.0	0.0	0.8	1.4	0.5	
16	0.0	0.0	0.5	0.9	0.3	
17 or older	0.0	0.0	0.1	1.0	0.2	
N of Valid	2047	1847	1535	1374	6803	
N of Miss	60	59	124	66	309	

Table 78: How old were you when you first: used e-cigarettes, e-cigars, or e-hookahs (vaping)?










Response	6	8	10	12	Total	
Never	94.8	80.9	65.1	54.6	76.2	
10 or younger	1.8	2.1	0.7	0.4	1.3	
11	2.4	1.9	1.0	0.9	1.7	
12	0.9	3.8	1.9	0.8	1.9	
13	0.0	9.1	5.5	2.7	4.3	
14	0.0	2.2	12.2	5.7	4.5	
15	0.0	0.1	11.7	8.9	4.5	
16	0.0	0.0	1.8	15.4	3.5	
17 or older	0.0	0.0	0.0	10.6	2.1	
N of Valid	2057	1853	1537	1380	6827	
N of Miss	50	53	122	60	285	

Table 79: How old were you when you first: belonged to a gang?










Response	6	8	10	12	Total	
Never	96.9	98.1	97.1	97.5	97.4	
10 or younger	1.4	0.4	0.5	0.4	0.7	
11	1.1	0.2	0.2	0.0	0.4	
12	0.3	0.3	0.2	0.3	0.3	
13	0.1	0.8	0.5	0.1	0.4	
14	0.0	0.2	0.5	0.5	0.3	
15	0.0	0.0	0.7	0.1	0.2	
16	0.0	0.0	0.3	0.7	0.2	
17 or older	0.1	0.1	0.0	0.4	0.1	
N of Valid	2057	1853	1531	1381	6822	
N of Miss	50	53	128	59	290	

Table 80: How old were you when you first: used prescription drugs not prescribed to you?










Response	6	8	10	12	Total	
Never	98.3	95.5	90.1	90.7	94.1	
10 or younger	1.2	1.6	1.5	0.7	1.3	
11	0.5	0.6	0.7	0.3	0.5	
12	0.0	1.0	0.7	0.6	0.5	
13	0.0	1.0	1.4	0.7	0.7	
14	0.0	0.4	2.1	1.4	0.9	
15	0.0	0.0	2.8	1.5	0.9	
16	0.0	0.0	0.7	2.2	0.6	
17 or older	0.0	0.0	0.1	2.0	0.4	
N of Valid	2062	1857	1537	1382	6838	
N of Miss	45	49	122	58	274	

Table 81: How wrong do you think it is for someone your age to: take a handgun to school?





Response	6	8	10	12	Total	
Very wrong	92.7	88.7	86.5	89.4	89.6	
Wrong	5.2	8.9	9.8	7.4	7.7	
A little bit wrong	1.5	1.8	2.9	2.7	2.1	
Not at all wrong	0.5	0.5	0.8	0.5	0.6	
N of Valid	2066	1866	1535	1384	6851	
N of Miss	41	40	124	56	261	

Table 82: How wrong do you think it is for someone your age to: steal anything?





Response	6	8	10	12	Total	
Very wrong	73.4	61.3	59.8	68.0	66.0	
Wrong	22.4	31.2	32.2	26.2	27.8	
A little bit wrong	3.6	6.7	7.0	5.1	5.5	
Not at all wrong	0.5	0.8	1.0	0.7	0.7	
N of Valid	2058	1853	1526	1379	6816	
N of Miss	49	53	133	61	296	

Table 83: How wrong do you think it is for someone your age to: pick a fight with someone?





Response	6	8	10	12	Total	
Very wrong	55.0	37.5	36.7	44.7	44.1	
Wrong	29.9	37.1	35.3	33.4	33.8	
A little bit wrong	12.7	21.8	23.2	18.1	18.6	
Not at all wrong	2.4	3.6	4.7	3.7	3.5	
N of Valid	2055	1847	1528	1379	6809	
N of Miss	52	59	131	61	303	

Table 84: How wrong do you think it is for someone your age to: attack someone with the idea of seriously hurting them?





Response	6	8	10	12	Total	
Very wrong	89.2	78.7	73.1	74.7	79.8	
Wrong	7.5	16.1	19.0	18.9	14.7	
A little bit wrong	2.3	4.3	5.9	4.9	4.2	
Not at all wrong	1.0	0.9	2.0	1.5	1.3	
N of Valid	2054	1853	1533	1378	6818	
N of Miss	53	53	126	62	294	

Table 85: How wrong do you think it is for someone your age to: stay away from school all day when their parents think they are at school?





Response	6	8	10	12	Total	
Very wrong	80.1	60.8	52.2	51.2	62.8	
Wrong	15.7	29.7	32.1	32.5	26.6	
A little bit wrong	3.2	8.3	12.4	13.6	8.7	
Not at all wrong	1.1	1.2	3.3	2.7	2.0	
N of Valid	2059	1854	1528	1379	6820	
N of Miss	48	52	131	61	292	

Table 86: How wrong do you think it is for someone your age to: drink beer, wine or hard liquor (for example, vodka, whiskey, or gin) regularly?





Response	6	8	10	12	Total	
Very wrong	90.0	70.3	50.2	41.5	65.9	
Wrong	7.5	18.5	25.1	24.7	17.9	
A little bit wrong	1.9	8.6	17.0	24.0	11.6	
Not at all wrong	0.6	2.6	7.7	9.8	4.6	
N of Valid	2062	1851	1529	1382	6824	
N of Miss	45	55	130	58	288	

Table 87: How wrong do you think it is for someone your age to: smoke cigarettes?





Response	6	8	10	12	Total	
Very wrong	92.5	76.1	64.8	56.8	74.6	
Wrong	5.7	16.9	21.4	23.9	16.0	
A little bit wrong	1.2	5.0	9.3	11.8	6.2	
Not at all wrong	0.6	2.0	4.5	7.5	3.2	
N of Valid	2057	1854	1532	1380	6823	
N of Miss	50	52	127	60	289	

Table 88: How wrong do you think it is for someone your age to: smoke marijuana?





Response	6	8	10	12	Total	
Very wrong	94.8	76.3	54.2	45.1	70.6	
Wrong	2.9	12.8	16.7	20.9	12.3	
A little bit wrong	1.4	6.8	15.7	16.3	9.1	
Not at all wrong	0.9	4.1	13.5	17.8	8.0	
N of Valid	2060	1856	1531	1376	6823	
N of Miss	47	50	128	64	289	

Table 89: How wrong do you think it is for someone your age to: use prescription drugs or non-prescription drugs for the purpose of getting high?





Response	6	8	10	12	Total	
Very wrong	95.2	87.4	79.4	77.2	85.9	
Wrong	3.4	10.1	14.2	16.6	10.3	
A little bit wrong	0.8	1.7	4.0	4.4	2.5	
Not at all wrong	0.6	0.8	2.4	1.7	1.3	
N of Valid	2054	1851	1525	1376	6806	
N of Miss	53	55	134	64	306	

Table 90: How wrong do you think it is for someone your age to: use synthetic marijuana (K2, spice) or bath salts?

Response	6	8	10	12	Total	
Very wrong	95.8	88.5	82.2	82.6	88.1	
Wrong	3.1	9.3	11.9	12.8	8.8	
A little bit wrong	0.5	1.4	4.0	3.0	2.0	
Not at all wrong	0.5	0.8	1.9	1.6	1.1	
N of Valid	2046	1853	1527	1371	6797	
N of Miss	61	53	132	69	315	

Table 91: How wrong do you think it is for someone your age to: use LSD, cocaine, amphetamines or another illegal drug?

Response	6	8	10	12	Total	
Very wrong	97.4	91.8	85.8	84.4	90.7	
Wrong	1.9	6.6	10.2	9.9	6.6	
A little bit wrong	0.4	0.9	2.6	3.8	1.7	
Not at all wrong	0.4	0.6	1.4	1.9	1.0	
N of Valid	2054	1852	1523	1380	6809	
N of Miss	53	54	136	60	303	

Table 92: How wrong do you think it is for someone your age to: use e-cigarettes, e-cigars or e-hookahs (vaping)?

Response	6	8	10	12	Total	
Very wrong	87.7	63.8	44.5	38.3	61.5	
Wrong	7.7	17.3	19.6	16.1	14.7	
A little bit wrong	3.1	13.2	21.6	23.4	14.1	
Not at all wrong	1.5	5.7	14.3	22.2	9.7	
N of Valid	2038	1847	1522	1367	6774	
N of Miss	69	59	137	73	338	

Table 93: At school during the past 12 months, did you receive help from the resource teacher, speech therapist or other special education teacher?

Response	6	8	10	12	Total
No	0.0	0.0	0.0	0.0	0.0
Yes	0.0	0.0	0.0	0.0	0.0
N of Valid	0	0	0	0	0
N of Miss	0	0	0	0	0

Table 94: How many times in the past year (12 months) have you: been suspended from school?

Response	6	8	10	12	Total	
Never	95.0	91.3	90.2	94.1	92.7	<div></div>
1 to 2 times	4.3	7.2	7.7	5.4	6.1	<div></div>
3 to 5 times	0.6	1.0	1.6	0.2	0.8	<div></div>
6 to 9 times	0.0	0.3	0.3	0.1	0.2	<div></div>
10+ times	0.1	0.2	0.2	0.2	0.2	<div></div>
N of Valid	2065	1858	1518	1380	6821	
N of Miss	42	48	141	60	291	

Table 95: How many times in the past year (12 months) have you: carried a handgun?

Response	6	8	10	12	Total	
Never	95.0	95.6	94.8	95.3	95.2	<div></div>
1 to 2 times	2.9	2.5	2.7	2.1	2.6	<div></div>
3 to 5 times	0.8	0.7	0.8	0.9	0.8	<div></div>
6 to 9 times	0.3	0.4	0.3	0.4	0.3	<div></div>
10+ times	1.0	0.8	1.5	1.2	1.1	<div></div>
N of Valid	2053	1853	1517	1376	6799	
N of Miss	54	53	142	64	313	

Table 96: How many times in the past year (12 months) have you: sold illegal drugs?






Response	6	8	10	12	Total	
Never	99.8	98.5	95.8	95.3	97.6	
1 to 2 times	0.0	1.1	1.9	2.3	1.2	
3 to 5 times	0.1	0.3	0.9	0.7	0.5	
6 to 9 times	0.0	0.0	0.3	0.3	0.1	
10+ times	0.1	0.0	1.1	1.3	0.5	
N of Valid	2045	1850	1512	1368	6775	
N of Miss	62	56	147	72	337	

Table 97: How many times in the past year (12 months) have you: stolen or tried to steal a motor vehicle such as a car or motorcycle?





Response	6	8	10	12	Total	
Never	99.2	99.4	97.7	99.1	98.9	
1 to 2 times	0.5	0.5	1.7	0.6	0.8	
3 to 5 times	0.1	0.1	0.5	0.1	0.2	
6 to 9 times	0.0	0.0	0.0	0.0	0.0	
10+ times	0.1	0.1	0.1	0.2	0.1	
N of Valid	2050	1850	1517	1364	6781	
N of Miss	57	56	142	76	331	

Table 98: How many times in the past year (12 months) have you: participated in clubs, organizations or activities at school?






Response	6	8	10	12	Total	
Never	37.0	32.1	28.7	29.9	32.4	
1 to 2 times	27.0	19.6	14.3	13.3	19.4	
3 to 5 times	15.9	16.2	17.6	13.7	15.9	
6 to 9 times	4.8	7.9	6.7	8.1	6.7	
10+ times	15.3	24.1	32.7	35.1	25.6	
N of Valid	2047	1848	1513	1366	6774	
N of Miss	60	58	146	74	338	

Table 99: How many times in the past year (12 months) have you: been arrested?






Response	6	8	10	12	Total	
Never	99.4	97.8	96.3	97.1	97.8	
1 to 2 times	0.4	1.8	2.3	2.0	1.5	
3 to 5 times	0.0	0.2	0.9	0.5	0.4	
6 to 9 times	0.1	0.1	0.4	0.1	0.1	
10+ times	0.1	0.1	0.1	0.3	0.1	
N of Valid	2049	1844	1515	1367	6775	
N of Miss	58	62	144	73	337	

Table 100: How many times in the past year (12 months) have you: attacked someone with the idea of seriously hurting them?






Response	6	8	10	12	Total	
Never	94.3	93.0	92.7	94.8	93.7	
1 to 2 times	4.8	5.7	5.6	3.7	5.0	
3 to 5 times	0.3	1.0	0.8	1.1	0.8	
6 to 9 times	0.1	0.1	0.3	0.2	0.2	
10+ times	0.5	0.1	0.6	0.2	0.4	
N of Valid	2054	1856	1514	1366	6790	
N of Miss	53	50	145	74	322	

Table 101: How many times in the past year (12 months) have you: been drunk or high at school?






Response	6	8	10	12	Total	
Never	99.0	95.2	88.3	86.5	93.1	
1 to 2 times	0.9	3.2	6.7	5.9	3.8	
3 to 5 times	0.0	1.1	2.4	2.7	1.4	
6 to 9 times	0.0	0.2	0.8	1.2	0.5	
10+ times	0.0	0.3	1.9	3.7	1.3	
N of Valid	2050	1847	1507	1368	6772	
N of Miss	57	59	152	72	340	

Table 102: How many times in the past year (12 months) have you: taken a handgun to school?






Response	6	8	10	12	Total	
Never	99.8	99.9	99.5	99.6	99.7	
1 to 2 times	0.1	0.1	0.2	0.0	0.1	
3 to 5 times	0.0	0.0	0.3	0.1	0.1	
6 to 9 times	0.0	0.0	0.0	0.1	0.0	
10+ times	0.1	0.1	0.1	0.2	0.1	
N of Valid	2051	1852	1510	1369	6782	
N of Miss	56	54	149	71	330	

Table 103: How many times in the past year (12 months) have you: used e-cigarettes, e-cigars, or e-hookahs (vaping)?






Response	6	8	10	12	Total	
Never	99.8	99.9	99.5	99.6	99.7	
1 to 2 times	0.1	0.1	0.2	0.0	0.1	
3 to 5 times	0.0	0.0	0.3	0.1	0.1	
6 to 9 times	0.0	0.0	0.0	0.1	0.0	
10+ times	0.1	0.1	0.1	0.2	0.1	
N of Valid	2051	1852	1510	1369	6782	
N of Miss	56	54	149	71	330	

Table 104: Are you currently on probation, or assigned a probation officer with Juvenile Court?



Response	6	8	10	12	Total	
No	98.5	97.9	96.0	97.7	97.6	
Yes	1.5	2.1	4.0	2.3	2.4	
N of Valid	1859	1589	1305	1157	5910	
N of Miss	248	317	354	283	1202	

Table 105: Have you ever belonged to a gang?






Response	6	8	10	12	Total	
No	94.1	95.3	93.4	94.5	94.4	
No, but would like to	1.6	1.8	2.1	2.0	1.8	
Yes, in the past	2.4	1.9	2.3	1.1	2.0	
Yes, belong now	1.7	0.9	1.9	2.3	1.6	
Yes, but would like to get out	0.2	0.1	0.3	0.1	0.2	
N of Valid	2052	1849	1511	1374	6786	
N of Miss	55	57	148	66	326	

Table 106: If you have ever belonged to a gang, did that gang have a name?




Response	6	8	10	12	Total	
No	14.1	11.1	14.0	15.7	13.6	
Yes	3.3	2.8	3.5	2.9	3.1	
I have never belonged to a gang	82.7	86.1	82.5	81.4	83.3	
N of Valid	2047	1848	1500	1367	6762	
N of Miss	60	58	159	73	350	

Table 107: You are at a party at someone's house, and one of your friends offers you a drink containing alcohol. What would you say or do?





Response	6	8	10	12	Total	
Drink it	3.6	15.8	30.0	40.5	20.3	
Tell your friend, 'No thanks, I don't drink' and suggest that you and your friend go and do something else	46.7	44.6	32.9	25.8	38.8	
Just say, 'No thanks' and walk away	30.4	26.6	26.9	26.3	27.7	
Make up a good excuse, tell your friend you had something else to do, and leave	19.3	13.1	10.2	7.4	13.2	
N of Valid	2035	1845	1495	1372	6747	
N of Miss	72	61	164	68	365	

Table 108: How often do you attend religious services or activities?





Response	6	8	10	12	Total	
Never	22.6	16.7	16.7	22.4	19.6	
Rarely	23.8	23.8	24.5	27.2	24.7	
1-2 Times a Month	11.7	13.9	14.2	13.6	13.3	
About Once a Week or More	41.8	45.7	44.5	36.9	42.5	
N of Valid	2009	1848	1509	1378	6744	
N of Miss	98	58	150	62	368	

Table 109: I think sometimes it's okay to cheat at school.





Response	6	8	10	12	Total	
NO!	64.5	32.2	21.2	20.9	37.3	
no	28.3	45.5	41.3	38.1	37.8	
yes	6.5	19.5	31.6	33.6	21.1	
YES!	0.8	2.7	5.9	7.4	3.8	
N of Valid	2053	1858	1495	1371	6777	
N of Miss	54	48	164	69	335	

Table 110: It is important to think before you act.





Response	6	8	10	12	Total	
NO!	2.7	1.9	1.4	1.5	2.0	
no	2.3	4.5	3.7	1.8	3.1	
yes	26.8	40.2	41.6	37.1	35.8	
YES!	68.2	53.4	53.3	59.7	59.1	
N of Valid	2042	1846	1489	1368	6745	
N of Miss	65	60	170	72	367	

Table 111: Sometimes I think that life is not worth it.





Response	6	8	10	12	Total	
NO!	53.1	39.3	33.2	35.3	41.3	
no	21.3	25.6	27.4	28.3	25.2	
yes	18.4	23.4	26.5	25.1	22.9	
YES!	7.3	11.6	13.0	11.3	10.6	
N of Valid	2008	1838	1477	1361	6684	
N of Miss	99	68	182	79	428	

Table 112: At times I think I am no good at all.





Response	6	8	10	12	Total	
NO!	33.0	24.8	22.1	23.9	26.5	
no	22.9	23.9	26.1	25.6	24.4	
yes	32.3	35.2	34.3	34.7	34.1	
YES!	11.7	16.1	17.5	15.7	15.0	
N of Valid	2031	1850	1478	1357	6716	
N of Miss	76	56	181	83	396	

Table 113: All in all, I am inclined to think that I am a failure.





Response	6	8	10	12	Total	
NO!	47.5	36.3	33.7	35.4	38.9	
no	28.3	33.2	33.3	35.0	32.1	
yes	16.7	19.5	20.7	20.4	19.1	
YES!	7.5	11.1	12.3	9.2	9.9	
N of Valid	2011	1849	1476	1364	6700	
N of Miss	96	57	183	76	412	

Table 114: In the past year, have you felt depressed or sad MOST days, even if you felt okay sometimes?





Response	6	8	10	12	Total	
NO!	32.5	30.7	23.2	24.7	28.4	
no	21.6	20.7	25.4	25.1	22.9	
yes	30.5	29.3	29.0	30.5	29.9	
YES!	15.3	19.3	22.4	19.6	18.8	
N of Valid	2031	1852	1479	1362	6724	
N of Miss	76	54	180	78	388	

Table 115: It is all right to beat up people if they start the fight.





Response	6	8	10	12	Total	
NO!	50.5	28.8	23.0	25.6	33.4	
no	22.9	26.6	26.4	24.7	25.1	
yes	15.8	26.2	27.9	28.3	23.8	
YES!	10.8	18.5	22.7	21.4	17.7	
N of Valid	2035	1847	1479	1362	6723	
N of Miss	72	59	180	78	389	

Table 116: I think it is okay to take something without asking if you can get away with it.





Response	6	8	10	12	Total	
NO!	79.2	61.6	55.2	60.6	65.3	
no	18.4	34.1	38.9	35.5	30.7	
yes	1.8	3.6	4.3	3.0	3.1	
YES!	0.6	0.8	1.5	0.9	0.9	
N of Valid	2038	1853	1477	1366	6734	
N of Miss	69	53	182	74	378	

Table 117: Where do you get the most information about living a drug and alcohol free life? Parents/guardians





Response	6	8	10	12	Total	
All the time	52.9	49.5	43.7	45.3	48.4	
Most	19.1	22.5	24.6	22.2	21.9	
Some	13.0	14.5	19.4	17.6	15.8	
Very little	14.9	13.5	12.3	14.9	13.9	
N of Valid	1986	1820	1457	1358	6621	
N of Miss	121	86	202	82	491	

Table 118: Where do you get the most information about living a drug and alcohol free life? Friends





Response	6	8	10	12	Total	
All the time	18.9	14.8	11.1	12.2	14.7	
Most	15.8	15.9	16.2	14.9	15.7	
Some	22.7	28.5	27.3	27.8	26.4	
Very little	42.6	40.7	45.4	45.1	43.2	
N of Valid	1935	1794	1440	1342	6511	
N of Miss	172	112	219	98	601	

Table 119: Where do you get the most information about living a drug and alcohol free life? Family members





Response	6	8	10	12	Total	
All the time	46.6	40.3	33.8	30.6	38.7	
Most	19.8	23.3	22.3	22.1	21.8	
Some	16.1	19.3	23.6	23.2	20.1	
Very little	17.5	17.2	20.3	24.1	19.4	
N of Valid	1959	1792	1449	1349	6549	
N of Miss	148	114	210	91	563	

Table 120: Where do you get the most information about living a drug and alcohol free life? School





Response	6	8	10	12	Total	
All the time	60.1	52.3	43.9	39.5	50.2	
Most	19.7	23.2	24.7	24.9	22.8	
Some	9.7	15.0	20.8	20.5	15.8	
Very little	10.4	9.5	10.6	15.1	11.2	
N of Valid	1980	1810	1452	1344	6586	
N of Miss	127	96	207	96	526	

Table 121: Where do you get the most information about living a drug and alcohol free life? Internet





Response	6	8	10	12	Total	
All the time	18.6	17.2	15.6	14.6	16.7	
Most	14.8	16.6	15.3	16.7	15.8	
Some	23.4	30.2	31.9	31.3	28.8	
Very little	43.1	36.0	37.2	37.4	38.7	
N of Valid	1934	1791	1442	1346	6513	
N of Miss	173	115	217	94	599	

Table 122: Where do you get the most information about living a drug and alcohol free life? TV





Response	6	8	10	12	Total	
All the time	22.2	18.5	14.7	14.6	17.9	
Most	15.1	17.1	16.5	16.7	16.3	
Some	26.9	33.8	32.9	31.5	31.1	
Very little	35.7	30.6	36.0	37.2	34.7	
N of Valid	1934	1793	1440	1340	6507	
N of Miss	173	113	219	100	605	

Table 123: Where do you get the most information about living a drug and alcohol free life? Social media





Response	6	8	10	12	Total	
All the time	16.2	14.3	13.0	14.0	14.5	
Most	10.3	13.6	12.2	13.9	12.4	
Some	21.3	26.5	30.1	27.4	26.0	
Very little	52.2	45.5	44.8	44.7	47.2	
N of Valid	1907	1782	1439	1344	6472	
N of Miss	200	124	220	96	640	

Table 124: How much do you think people risk harming themselves (physically or in other ways) if they: smoked one or more packs of cigarettes per day?





Response	6	8	10	12	Total	
No risk	10.4	7.2	5.9	6.3	7.7	
Slight risk	8.2	7.6	7.7	7.2	7.7	
Moderate risk	18.1	21.0	19.9	18.7	19.4	
Great risk	63.3	64.2	66.5	67.7	65.1	
N of Valid	2030	1836	1438	1355	6659	
N of Miss	77	70	221	85	453	

Table 125: How much do you think people risk harming themselves (physically or in other ways) if they: try marijuana once or twice?





Response	6	8	10	12	Total	
No risk	13.3	20.8	35.1	42.6	26.1	
Slight risk	23.2	30.7	30.8	27.2	27.7	
Moderate risk	26.7	23.2	16.8	14.6	21.1	
Great risk	36.8	25.3	17.3	15.6	25.1	
N of Valid	2011	1833	1425	1349	6618	
N of Miss	96	73	234	91	494	

Table 126: How much do you think people risk harming themselves (physically or in other ways) if they: smoke marijuana once or twice a week?


Response	6	8	10	12	Total	
No risk	12.3	14.4	23.5	29.3	18.8	
Slight risk	9.0	16.7	21.6	21.4	16.4	
Moderate risk	22.9	27.1	25.5	23.0	24.6	
Great risk	55.8	41.8	29.4	26.3	40.2	
N of Valid	1996	1820	1423	1338	6577	
N of Miss	111	86	236	102	535	

Table 127: How much do you think people risk harming themselves (physically or in other ways) if they: take one or two drinks of an alcoholic beverage (beer, wine, liquor) nearly every day?


Response	6	8	10	12	Total	
No risk	11.8	10.2	9.6	11.0	10.7	
Slight risk	16.2	19.3	21.3	23.8	19.7	
Moderate risk	26.5	31.8	31.0	30.0	29.6	
Great risk	45.6	38.7	38.1	35.2	39.9	
N of Valid	2015	1836	1429	1347	6627	
N of Miss	92	70	230	93	485	

Table 128: How much do you think people risk harming themselves (physically or in other ways) if they: have five or more drinks of an alcoholic beverage once or twice a weekend?


Response	6	8	10	12	Total	
No risk	10.8	8.4	6.9	9.5	9.0	
Slight risk	9.1	10.8	13.2	16.6	12.0	
Moderate risk	24.4	28.9	30.7	29.9	28.1	
Great risk	55.7	51.9	49.3	43.9	50.9	
N of Valid	2018	1836	1429	1347	6630	
N of Miss	89	70	230	93	482	

Table 129: How much do you think people risk harming themselves (physically or in other ways) if they: use prescription drugs that are not prescribed to them?

Response	6	8	10	12	Total	
No risk	10.5	6.2	5.0	4.5	6.9	
Slight risk	4.9	6.2	7.2	7.4	6.3	
Moderate risk	15.2	19.6	22.1	20.1	18.9	
Great risk	69.4	68.0	65.7	68.0	67.9	
N of Valid	2024	1835	1424	1349	6632	
N of Miss	83	71	235	91	480	

Table 130: How much do you think people risk harming themselves (physically or in other ways) if they: use non-prescription drugs to get high?

Response	6	8	10	12	Total	
No risk	10.4	6.3	5.3	4.8	7.0	
Slight risk	4.0	5.2	6.0	5.7	5.1	
Moderate risk	14.2	18.7	19.1	19.2	17.5	
Great risk	71.4	69.8	69.6	70.3	70.4	
N of Valid	2022	1830	1422	1344	6618	
N of Miss	85	76	237	96	494	

Table 131: How much do you think people risk harming themselves (physically or in other ways) if they: use e-cigarettes, e-cigars, or e-hookahs?

Response	6	8	10	12	Total	
No risk	12.4	15.4	18.5	20.5	16.2	
Slight risk	14.4	23.7	31.5	34.6	24.8	
Moderate risk	22.6	26.3	25.8	21.8	24.1	
Great risk	50.6	34.6	24.3	23.2	34.9	
N of Valid	2007	1823	1420	1347	6597	
N of Miss	100	83	239	93	515	

Table 132: Have you ever used smokeless tobacco (chew, snuff, plug, dipping tobacco, or chewing tobacco)?






Response	6	8	10	12	Total	
Never	95.8	90.1	83.6	80.9	88.6	
Once or Twice	3.2	6.6	9.5	8.7	6.6	
Once in a while but not regularly	0.5	1.7	2.7	3.3	1.9	
Regularly in the past	0.2	0.8	2.7	3.0	1.5	
Regularly now	0.3	0.8	1.5	4.1	1.4	
N of Valid	2031	1835	1426	1349	6641	
N of Miss	76	71	233	91	471	

Table 133: How often have you used smokeless tobacco during the past 30 days?







Response	6	8	10	12	Total	
Not at all	99.1	96.6	94.5	91.4	95.8	
Once or twice	0.4	2.1	2.8	3.0	1.9	
Once or twice per week	0.2	0.4	0.4	1.1	0.5	
Three to five times per week	0.0	0.2	0.7	0.5	0.3	
About once a day	0.0	0.4	0.5	0.5	0.3	
More than once a day	0.2	0.3	1.1	3.5	1.1	
N of Valid	2018	1829	1429	1348	6624	
N of Miss	89	77	230	92	488	

Table 134: Have you ever smoked cigarettes?






Response	6	8	10	12	Total	
Never	94.7	84.5	79.0	70.1	83.5	
Once or Twice	4.3	10.6	11.6	16.2	10.0	
Once in a while but not regularly	0.6	2.4	4.5	6.2	3.1	
Regularly in the past	0.3	1.7	2.9	3.9	2.0	
Regularly now	0.0	0.8	2.0	3.6	1.4	
N of Valid	2003	1825	1426	1343	6597	
N of Miss	104	81	233	97	515	

Table 135: How frequently have you smoked cigarettes during the past 30 days?

Response	6	8	10	12	Total	
Not at all	99.3	96.3	93.8	91.3	95.7	
Less than one cigarette per day	0.5	2.1	3.9	4.5	2.5	
One to five cigarettes per day	0.1	0.9	1.0	2.7	1.1	
About one-half pack per day	0.0	0.4	0.6	0.7	0.4	
About one pack per day	0.0	0.1	0.3	0.3	0.2	
About one and one-half packs per day	0.0	0.1	0.3	0.5	0.2	
Two packs or more per day	0.0	0.1	0.1	0.1	0.1	
N of Valid	2019	1821	1421	1348	6609	
N of Miss	88	85	238	92	503	

Table 136: Which statement best describes rules about smoking inside your home or your family cars?

Response	6	8	10	12	Total	
Smoking is not allowed anywhere inside your home or cars	64.5	67.5	68.5	72.3	67.8	
Smoking is allowed in some places and at some times or in some cars	10.8	10.5	10.8	9.5	10.5	
Smoking is allowed anywhere inside the home or cars	3.2	3.0	4.8	3.7	3.6	
There are no rules about smoking inside the home or cars	3.2	3.6	4.7	4.6	3.9	
I don't know	18.2	15.3	11.2	9.8	14.2	
N of Valid	2002	1813	1424	1344	6583	
N of Miss	105	93	235	96	529	

Table 137: Have you ever used e-cigarettes, e-cigars, or e-hookahs (vaping)?

Response	6	8	10	12	Total	
Never	91.8	76.5	60.7	48.8	72.1	
Once or Twice	5.6	11.5	12.5	13.1	10.3	
Once in a while but not regularly	1.2	5.9	11.4	15.1	7.5	
Regularly in the past	0.8	2.9	5.4	7.7	3.8	
Regularly now	0.6	3.2	10.1	15.3	6.4	
N of Valid	1998	1817	1417	1343	6575	
N of Miss	109	89	242	97	537	

Table 138: How frequently have you used e-cigarettes, e-cigars, or e-hookahs (vaping)?








Response	6	8	10	12	Total	
Not at all	97.8	87.3	74.7	63.8	83.0	
Less than 10 puffs per day	1.5	8.4	13.6	15.6	8.8	
10 to 50 puffs per day	0.4	2.5	7.0	11.7	4.7	
About one-half cartomiser per day	0.1	0.7	1.7	2.9	1.2	
About one cartomiser per day	0.1	0.6	1.3	3.0	1.1	
About one and one-half cartomisers per day	0.0	0.1	0.4	1.2	0.4	
Two cartomisers or more per day	0.1	0.4	1.3	1.9	0.8	
N of Valid	2000	1817	1398	1336	6551	
N of Miss	107	89	261	104	561	

Table 139: During this school year, were you taught in any of your classes about the dangers of tobacco use?






Response	6	8	10	12	Total	
Never	16.9	22.6	31.0	42.1	26.6	
Rarely	11.2	16.6	22.7	20.3	17.0	
Sometimes	24.0	24.9	24.3	19.1	23.3	
Often	26.4	23.3	14.6	12.4	20.2	
Almost always	21.5	12.5	7.4	6.1	12.9	
N of Valid	2014	1820	1397	1332	6563	
N of Miss	93	86	262	108	549	

Table 140: During the past 12 months, have you participated in any community activities to discourage people your age from using cigarettes, chewing tobacco, snuff, dip or cigars, e-cigarettes, e-cigars, or e-hookahs?






Response	6	8	10	12	Total	
Never	64.2	67.0	71.3	75.7	68.8	
Rarely	12.4	15.6	15.1	11.8	13.7	
Sometimes	11.8	9.9	7.5	6.6	9.3	
Often	5.9	4.9	3.7	3.2	4.6	
Almost always	5.7	2.7	2.4	2.7	3.5	
N of Valid	1988	1812	1389	1325	6514	
N of Miss	119	94	270	115	598	

Table 141: Think back over the last two weeks. How many times have you had five or more alcoholic drinks in a row?







Response	6	8	10	12	Total	
None	97.7	94.2	89.2	83.4	92.0	
Once	1.2	2.9	4.8	6.3	3.5	
Twice	0.4	1.5	2.9	4.3	2.0	
3-5 times	0.4	0.8	2.2	3.1	1.4	
6-9 times	0.1	0.1	0.3	1.5	0.4	
10 or more times	0.3	0.4	0.6	1.4	0.6	
N of Valid	1989	1807	1385	1341	6522	
N of Miss	118	99	274	99	590	

Table 142: During the past 30 days, how many times did you ride in a car or other vehicle driven by someone who had been drinking alcohol or using drugs to get high?






Response	6	8	10	12	Total	
0 times	90.3	88.8	84.6	85.5	87.7	
1 time	4.5	5.2	5.2	6.1	5.2	
2 or 3 times	3.0	3.3	5.4	4.6	3.9	
4 or 5 times	0.4	1.4	1.8	1.4	1.2	
6 or more times	1.9	1.3	3.0	2.3	2.1	
N of Valid	1983	1805	1388	1335	6511	
N of Miss	124	101	271	105	601	

Table 143: During the past 30 days, how many times did you drive a car or other vehicle when you had been drinking alcohol or using drugs to get high?







Response	6	8	10	12	Total	
I did not drive a car in the past 30 days	50.5	57.9	42.7	22.7	45.1	
0 times	48.3	40.2	53.3	69.1	51.4	
1 time	0.7	1.4	1.2	3.4	1.6	
2 or 3 times	0.3	0.3	1.5	2.3	1.0	
4 or 5 times	0.0	0.0	0.7	0.9	0.3	
6 or more times	0.2	0.2	0.8	1.7	0.6	
N of Valid	1939	1775	1369	1333	6416	
N of Miss	168	131	290	107	696	

Table 144: If you drank alcohol (not just a sip or taste) in the past year, where did you usually drink it?











Response	6	8	10	12	Total	
I did not drink alcohol in the past year	94.3	84.6	68.1	54.8	78.0	
At my home	3.2	7.6	11.5	14.3	8.4	
At someone else's home	1.4	6.1	16.1	25.6	10.8	
At an open area like a park, beach, field, back road, woods, or a street corner	0.6	0.4	1.9	2.6	1.2	
At a sporting event or concert	0.1	0.2	0.4	0.3	0.3	
At a restaurant, bar, or a nightclub	0.1	0.3	0.6	0.8	0.4	
At an empty building or a construction site	0.0	0.2	0.1	0.2	0.1	
At a hotel/motel	0.1	0.2	0.4	0.8	0.3	
An a car	0.2	0.2	0.6	0.5	0.3	
At school	0.1	0.2	0.2	0.2	0.2	
N of Valid	1948	1783	1352	1312	6395	
N of Miss	159	123	307	128	717	

Table 145: How do you feel about someone your age having one or two drinks of an alcoholic beverage nearly every day?





Response	6	8	10	12	Total	
Neither approve nor disapprove	18.1	22.1	30.8	35.9	25.6	
Somewhat disapprove	6.9	15.5	19.3	21.9	15.0	
Strongly disapprove	60.3	50.2	40.5	32.5	47.6	
Don't know or can't say	14.8	12.1	9.4	9.8	11.9	
N of Valid	1970	1801	1376	1333	6480	
N of Miss	137	105	283	107	632	

Table 146: On how many occasions have you had alcoholic beverages (beer, wine or hard liquor) to drink in your lifetime - more than just a few sips?






Response	6	8	10	12	Total	
0	90.3	77.0	60.2	45.6	71.1	
1-2	6.5	12.5	15.2	15.4	11.9	
3-5	2.1	4.7	8.7	12.7	6.4	
6-9	0.5	2.2	5.2	6.0	3.1	
10+	0.7	3.6	10.7	20.3	7.6	
N of Valid	1991	1819	1374	1328	6512	
N of Miss	116	87	285	112	600	

Table 147: On how many occasions have you drunk one of more drinks of an alcoholic beverage during the past 30 days?


Response	6	8	10	12	Total	
0	98.3	93.7	85.1	75.5	89.6	
1-2	1.3	4.5	9.4	13.4	6.4	
3-5	0.2	1.0	3.0	5.0	2.0	
6-9	0.0	0.3	0.8	2.9	0.8	
10+	0.2	0.4	1.8	3.2	1.2	
N of Valid	1982	1808	1365	1328	6483	
N of Miss	125	98	294	112	629	

Table 148: On how many occasions have you used marijuana (grass, pot) or hashish (hash, hash oil) in your lifetime?


Response	6	8	10	12	Total	
0	98.3	91.6	77.5	68.8	86.0	
1-2	1.1	3.4	5.7	9.8	4.5	
3-5	0.0	1.4	3.3	4.3	2.0	
6-9	0.3	0.9	2.3	3.2	1.5	
10+	0.4	2.7	11.2	14.0	6.1	
N of Valid	1982	1803	1363	1326	6474	
N of Miss	125	103	296	114	638	

Table 149: On how many occasions have you used marijuana (grass, pot) or hashish (hash, hash oil) during the past 30 days?


Response	6	8	10	12	Total	
0	99.4	96.2	86.8	85.7	93.0	
1-2	0.4	2.4	5.3	5.0	2.9	
3-5	0.0	0.3	2.9	1.7	1.1	
6-9	0.1	0.4	1.2	1.6	0.7	
10+	0.2	0.7	3.7	6.0	2.3	
N of Valid	1981	1808	1360	1325	6474	
N of Miss	126	98	299	115	638	

Table 150: On how many occasions have you used LSD or other psychedelics in your lifetime?






Response	6	8	10	12	Total	
0	99.5	99.3	97.4	96.6	98.4	
1-2	0.4	0.5	1.4	2.3	1.0	
3-5	0.1	0.1	0.6	0.7	0.3	
6-9	0.0	0.1	0.3	0.1	0.1	
10+	0.1	0.1	0.4	0.4	0.2	
N of Valid	1972	1807	1366	1323	6468	
N of Miss	135	99	293	117	644	

Table 151: On how many occasions have you used LSD or other psychedelics during the past 30 days?





Response	6	8	10	12	Total	
0	99.8	99.8	99.0	99.1	99.5	
1-2	0.2	0.1	0.5	0.7	0.3	
3-5	0.0	0.0	0.2	0.2	0.1	
6-9	0.0	0.0	0.0	0.0	0.0	
10+	0.1	0.1	0.2	0.1	0.1	
N of Valid	1961	1805	1362	1320	6448	
N of Miss	146	101	297	120	664	

Table 152: On how many occasions have you used cocaine or crack in your lifetime?






Response	6	8	10	12	Total	
0	99.5	99.8	98.6	98.7	99.3	
1-2	0.3	0.2	1.0	0.9	0.5	
3-5	0.1	0.0	0.3	0.2	0.1	
6-9	0.1	0.0	0.0	0.0	0.0	
10+	0.1	0.0	0.1	0.2	0.1	
N of Valid	1977	1806	1365	1323	6471	
N of Miss	130	100	294	117	641	

Table 153: On how many occasions have you used cocaine or crack during the past 30 days?

Response	6	8	10	12	Total	
0	99.8	100.0	99.6	99.7	99.8	
1-2	0.1	0.0	0.3	0.2	0.1	
3-5	0.0	0.0	0.0	0.1	0.0	
6-9	0.1	0.0	0.1	0.0	0.0	
10+	0.1	0.0	0.0	0.1	0.0	
N of Valid	1973	1803	1360	1324	6460	
N of Miss	134	103	299	116	652	

Table 154: On how many occasions have you sniffed glue, breathed the contents of an aerosol spray can, or inhaled other gases or sprays, in order to get high in your lifetime?

Response	6	8	10	12	Total	
0	95.9	92.3	95.2	95.8	94.7	
1-2	2.7	5.0	3.2	2.9	3.5	
3-5	0.6	1.4	0.6	0.8	0.9	
6-9	0.2	0.3	0.4	0.3	0.3	
10+	0.7	0.9	0.7	0.2	0.6	
N of Valid	1979	1808	1364	1325	6476	
N of Miss	128	98	295	115	636	

Table 155: On how many occasions have you sniffed glue, breathed the contents of an aerosol spray can, or inhaled other gases or sprays, in order to get high during the past 30 days?

Response	6	8	10	12	Total	
0	97.8	96.9	98.7	99.4	98.1	
1-2	1.6	2.3	0.7	0.3	1.3	
3-5	0.3	0.3	0.3	0.2	0.3	
6-9	0.0	0.2	0.0	0.0	0.0	
10+	0.4	0.3	0.2	0.1	0.3	
N of Valid	1964	1797	1357	1323	6441	
N of Miss	143	109	302	117	671	

Table 156: On how many occasions have you used Pegaramide (peg, Peggy, etc.) in your lifetime?


Response	6	8	10	12	Total	
0	100.0	100.0	100.0	100.0	100.0	
1-2	0.0	0.0	0.0	0.0	0.0	
3-5	0.0	0.0	0.0	0.0	0.0	
6-9	0.0	0.0	0.0	0.0	0.0	
10+	0.0	0.0	0.0	0.0	0.0	
N of Valid	1954	1803	1361	1321	6439	
N of Miss	153	103	298	119	673	

Table 157: On how many occasions have you used Pegaramide (peg, Peggy, etc.) during the past 30 days?


Response	6	8	10	12	Total	
0	100.0	100.0	100.0	100.0	100.0	
1-2	0.0	0.0	0.0	0.0	0.0	
3-5	0.0	0.0	0.0	0.0	0.0	
6-9	0.0	0.0	0.0	0.0	0.0	
10+	0.0	0.0	0.0	0.0	0.0	
N of Valid	1954	1802	1357	1321	6434	
N of Miss	153	104	302	119	678	

Table 158: On how many occasions have you used synthetic marijuana (K2, spice) in your lifetime?






Response	6	8	10	12	Total	
0	99.4	98.9	96.9	97.5	98.4	
1-2	0.4	0.8	1.7	1.4	1.0	
3-5	0.1	0.2	0.6	0.4	0.3	
6-9	0.0	0.0	0.2	0.4	0.1	
10+	0.1	0.2	0.6	0.3	0.2	
N of Valid	1970	1804	1358	1323	6455	
N of Miss	137	102	301	117	657	

Table 159: On how many occasions have you used synthetic marijuana (K2, spice) during the past 30 days?


Response	6	8	10	12	Total	
0	99.9	99.5	98.5	99.0	99.3	
1-2	0.0	0.4	0.9	0.6	0.4	
3-5	0.0	0.1	0.3	0.0	0.1	
6-9	0.0	0.0	0.1	0.1	0.0	
10+	0.1	0.1	0.3	0.3	0.2	
N of Valid	1962	1800	1355	1320	6437	
N of Miss	145	106	304	120	675	

Table 160: On how many occasions have you used methamphetamines (meth, speed, crank, crystal meth) in your lifetime?


Response	6	8	10	12	Total	
0	99.5	99.5	99.0	99.1	99.3	
1-2	0.3	0.4	0.7	0.5	0.4	
3-5	0.1	0.0	0.1	0.0	0.0	
6-9	0.0	0.0	0.2	0.1	0.1	
10+	0.1	0.1	0.1	0.4	0.1	
N of Valid	1968	1808	1360	1324	6460	
N of Miss	139	98	299	116	652	

Table 161: On how many occasions have you used methamphetamines (meth, speed, crank, crystal meth) in the past 30 days?


Response	6	8	10	12	Total	
0	99.9	100.0	99.8	99.8	99.9	
1-2	0.1	0.0	0.2	0.2	0.1	
3-5	0.0	0.0	0.0	0.0	0.0	
6-9	0.0	0.0	0.0	0.0	0.0	
10+	0.0	0.0	0.0	0.1	0.0	
N of Valid	1964	1801	1359	1320	6444	
N of Miss	143	105	300	120	668	

Table 162: On how many occasions have you used other chemical products (bath salts, plant food, etc.) in your lifetime?






Response	6	8	10	12	Total	
0	97.6	98.4	99.3	99.5	98.6	
1-2	1.4	0.9	0.3	0.2	0.8	
3-5	0.4	0.4	0.2	0.2	0.3	
6-9	0.1	0.1	0.1	0.0	0.1	
10+	0.5	0.2	0.1	0.1	0.2	
N of Valid	1952	1805	1355	1321	6433	
N of Miss	155	101	304	119	679	

Table 163: On how many occasions have you used other chemical products (bath salts, plant food, etc.) during the past 30 days?






Response	6	8	10	12	Total	
0	99.2	99.3	99.6	99.8	99.5	
1-2	0.5	0.6	0.3	0.0	0.4	
3-5	0.1	0.1	0.1	0.1	0.1	
6-9	0.1	0.0	0.0	0.0	0.0	
10+	0.2	0.1	0.0	0.1	0.1	
N of Valid	1954	1796	1352	1320	6422	
N of Miss	153	110	307	120	690	

Table 164: On how many occasions have you used heroin or other opiates in your lifetime?






Response	6	8	10	12	Total	
0	99.7	99.7	99.1	98.8	99.4	
1-2	0.1	0.2	0.5	0.6	0.3	
3-5	0.1	0.0	0.1	0.2	0.1	
6-9	0.1	0.0	0.1	0.1	0.1	
10+	0.1	0.1	0.1	0.4	0.1	
N of Valid	1956	1802	1350	1322	6430	
N of Miss	151	104	309	118	682	

Table 165: On how many occasions have you used heroin or other opiates during the past 30 days?

Response	6	8	10	12	Total	
0	99.8	99.9	99.7	99.8	99.8	
1-2	0.1	0.1	0.1	0.1	0.1	
3-5	0.0	0.0	0.2	0.1	0.0	
6-9	0.1	0.0	0.0	0.0	0.0	
10+	0.1	0.0	0.1	0.0	0.0	
N of Valid	1934	1784	1332	1309	6359	
N of Miss	173	122	327	131	753	

Table 166: On how many occasions have you used MDMA ('X', 'E', or ecstasy) in your lifetime?

Response	6	8	10	12	Total	
0	99.9	99.7	98.9	98.5	99.3	
1-2	0.1	0.2	0.6	1.3	0.5	
3-5	0.0	0.1	0.3	0.1	0.1	
6-9	0.0	0.0	0.1	0.1	0.0	
10+	0.1	0.0	0.1	0.1	0.1	
N of Valid	1937	1796	1345	1322	6400	
N of Miss	170	110	314	118	712	

Table 167: On how many occasions have you used MDMA ('X', 'E', or ecstasy) during the past 30 days?

Response	6	8	10	12	Total	
0	99.9	99.9	99.7	99.7	99.8	
1-2	0.0	0.1	0.2	0.2	0.1	
3-5	0.0	0.0	0.1	0.1	0.0	
6-9	0.0	0.0	0.0	0.0	0.0	
10+	0.1	0.0	0.0	0.1	0.0	
N of Valid	1932	1786	1343	1317	6378	
N of Miss	175	120	316	123	734	

Table 168: On how many occasions have you taken prescription drugs (such as Valium, Xanax, Ritalin, Adderall, OxyContin, Tramadol, or sleeping pills) not prescribed to you in your lifetime?

Response	6	8	10	12	Total	
0	97.8	94.4	90.2	89.8	93.6	
1-2	1.2	3.1	4.1	4.2	3.0	
3-5	0.5	0.9	2.2	2.4	1.3	
6-9	0.2	0.2	1.2	0.8	0.5	
10+	0.4	1.4	2.3	2.8	1.6	
N of Valid	1947	1797	1351	1318	6413	
N of Miss	160	109	308	122	699	

Table 169: On how many occasions have you taken prescription drugs (such as Valium, Xanax, Ritalin, Adderall, OxyContin, Tramadol, or sleeping pills) not prescribed to you during the past 30 days?

Response	6	8	10	12	Total	
0	99.1	97.2	96.0	96.9	97.4	
1-2	0.7	2.1	2.1	2.4	1.7	
3-5	0.1	0.4	0.8	0.5	0.4	
6-9	0.1	0.1	0.5	0.1	0.2	
10+	0.1	0.3	0.5	0.2	0.3	
N of Valid	1948	1796	1352	1318	6414	
N of Miss	159	110	307	122	698	

Table 170: On how many occasions have you taken non-prescription medicines such as diet pills (for example, Dietac, Dexatrim or Prolamine), stay-awake pills (for example No-Doz, Vivarin, or Wake), or cough or cold medicines (robos, DXM, etc.) to get high in your lifetime?

Response	6	8	10	12	Total	
0	99.4	98.3	96.1	96.8	97.9	
1-2	0.3	0.7	1.6	1.4	0.9	
3-5	0.1	0.3	1.0	0.7	0.5	
6-9	0.1	0.3	0.4	0.0	0.2	
10+	0.3	0.4	1.0	1.1	0.6	
N of Valid	1952	1799	1353	1320	6424	
N of Miss	155	107	306	120	688	

Table 171: On how many occasions have you taken non-prescription medicines such as diet pills (for example, Dietac, Dexatrim or Prolamine), stay-awake pills (for example No-Doz, Vivarin, or Wake), or cough or cold medicines (robos, DXM, etc.) to get high during the past 30 days?






Response	6	8	10	12	Total	
0	99.6	98.9	98.1	99.2	99.0	
1-2	0.2	0.8	1.0	0.5	0.6	
3-5	0.1	0.1	0.7	0.2	0.2	
6-9	0.1	0.0	0.0	0.2	0.1	
10+	0.0	0.2	0.2	0.1	0.1	
N of Valid	1949	1792	1349	1316	6406	
N of Miss	158	114	310	124	706	

Table 172: On how many occasions have you been drunk or very high from drinking alcoholic beverages during the past 30 days?






Response	6	8	10	12	Total	
0	99.0	96.5	90.3	85.3	93.7	
1-2	0.6	2.2	5.9	7.6	3.6	
3-5	0.2	0.6	1.3	3.1	1.1	
6-9	0.2	0.2	0.8	1.8	0.7	
10+	0.1	0.4	1.7	2.2	1.0	
N of Valid	1959	1785	1345	1308	6397	
N of Miss	148	121	314	132	715	

Table 173: On how many occasions have you drunk flavored alcoholic beverages, sometimes called 'alcopops' (like Mike's Hard Lemonade, Smirnoff Ice, Bacardi Breezers, etc.) in your lifetime?






Response	6	8	10	12	Total	
0	96.0	88.1	76.2	64.9	83.3	
1-2	2.7	6.9	9.1	9.5	6.6	
3-5	0.7	2.6	6.2	8.0	3.9	
6-9	0.4	0.9	2.3	4.8	1.9	
10+	0.2	1.4	6.2	12.7	4.4	
N of Valid	1959	1799	1348	1320	6426	
N of Miss	148	107	311	120	686	

Table 174: On how many occasions have you drunk flavored alcoholic beverages, sometimes called 'alcopops' (like Mike's Hard Lemonade, Smirnoff Ice, Bacardi Breezers, etc.) during the past 30 days?

Response	6	8	10	12	Total	
0	98.7	95.6	90.3	84.9	93.2	
1-2	1.0	3.0	6.4	7.7	4.1	
3-5	0.1	0.6	1.9	4.2	1.5	
6-9	0.1	0.4	0.6	1.1	0.5	
10+	0.1	0.3	0.8	2.0	0.7	
N of Valid	1939	1793	1346	1319	6397	
N of Miss	168	113	313	121	715	

Table 175: If you smoked cigarettes (not just a puff or drag) in the past year, how did you usually get them?

Response	6	8	10	12	Total	
I did not smoke cigarettes in the past year	97.2	92.1	86.0	83.1	90.5	
I bought them myself with a fake ID	0.1	0.1	0.4	0.4	0.2	
I bought them myself without a fake ID	0.1	0.1	0.2	3.5	0.8	
I got them from someone I know age 18 or older	0.4	1.8	4.7	7.6	3.2	
I got them from someone I know under age 18	0.3	1.1	1.9	0.9	1.0	
I got them from my brother or sister	0.1	0.3	0.8	0.3	0.3	
I got them from home with my parents' permission	0.1	0.2	0.2	0.3	0.2	
I got them from home without my parents' permission	0.3	1.4	1.9	0.5	1.0	
I got them from another relative	0.2	0.6	0.7	0.4	0.4	
A stranger bought them for me	0.0	0.1	0.2	0.5	0.1	
I took them from a store or shop	0.0	0.1	0.1	0.2	0.1	
Other	1.4	2.2	3.0	2.3	2.1	
N of Valid	1918	1767	1310	1297	6292	
N of Miss	189	139	349	143	820	

Table 176: If you used e-cigarettes, e-cigars, or e-hookahs (not just a puff or drag) in the past year, how did you usually get them? - I did not use e-cigarettes, e-cigars, or e-hookahs in the past year



Response	6	8	10	12	Total	
No	3.5	14.1	28.1	37.2	18.6	
Yes	96.5	85.9	71.9	62.8	81.4	
N of Valid	1889	1749	1304	1290	6232	
N of Miss	0	0	0	0	0	

Table 177: If you used e-cigarettes, e-cigars, or e-hookahs (not just a puff or drag) in the past year, how did you usually get them? - I bought them in a store such as a convenience store, supermarket, discount store, or gas station



Response	6	8	10	12	Total	
No	99.9	99.7	98.6	95.6	98.7	
Yes	0.1	0.3	1.4	4.4	1.3	
N of Valid	1889	1749	1304	1290	6232	
N of Miss	0	0	0	0	0	

Table 178: If you used e-cigarettes, e-cigars, or e-hookahs (not just a puff or drag) in the past year, how did you usually get them? - I got them on the Internet



Response	6	8	10	12	Total	
No	99.8	99.4	99.2	98.9	99.4	
Yes	0.2	0.6	0.8	1.1	0.6	
N of Valid	1889	1749	1304	1290	6232	
N of Miss	0	0	0	0	0	

Table 179: If you used e-cigarettes, e-cigars, or e-hookahs (not just a puff or drag) in the past year, how did you usually get them? - I got them at a store that sells electronic cigarettes, such as a "vape shop"



Response	6	8	10	12	Total	
No	99.8	99.3	96.4	88.7	96.6	
Yes	0.2	0.7	3.6	11.3	3.4	
N of Valid	1889	1749	1304	1290	6232	
N of Miss	0	0	0	0	0	

Table 180: If you used e-cigarettes, e-cigars, or e-hookahs (not just a puff or drag) in the past year, how did you usually get them? - I got them from a family member



Response	6	8	10	12	Total	
No	99.0	97.0	95.1	97.1	97.2	
Yes	1.0	3.0	4.9	2.9	2.8	
N of Valid	1889	1749	1304	1290	6232	
N of Miss	0	0	0	0	0	

Table 181: If you used e-cigarettes, e-cigars, or e-hookahs (not just a puff or drag) in the past year, how did you usually get them? - I got them from a friend



Response	6	8	10	12	Total	
No	98.4	90.6	81.1	80.4	88.9	
Yes	1.6	9.4	18.9	19.6	11.1	
N of Valid	1889	1749	1304	1290	6232	
N of Miss	0	0	0	0	0	

Table 182: If you used e-cigarettes, e-cigars, or e-hookahs (not just a puff or drag) in the past year, how did you usually get them? - A stranger got them for me



Response	6	8	10	12	Total	
No	99.8	99.8	99.3	99.5	99.7	
Yes	0.2	0.2	0.7	0.5	0.3	
N of Valid	1889	1749	1304	1290	6232	
N of Miss	0	0	0	0	0	

Table 183: If you used e-cigarettes, e-cigars, or e-hookahs (not just a puff or drag) in the past year, how did you usually get them? - I took them from a store or shop



Response	6	8	10	12	Total	
No	99.9	99.8	99.9	99.6	99.8	
Yes	0.1	0.2	0.1	0.4	0.2	
N of Valid	1889	1749	1304	1290	6232	
N of Miss	0	0	0	0	0	

Table 184: If you used e-cigarettes, e-cigars, or e-hookahs (not just a puff or drag) in the past year, how did you usually get them? - I got them some other way



Response	6	8	10	12	Total	
No	98.9	98.2	96.5	98.6	98.1	
Yes	1.1	1.8	3.5	1.4	1.9	
N of Valid	1889	1749	1304	1290	6232	
N of Miss	0	0	0	0	0	

Table 185: If you used marijuana (grass, pot) (not just a puff or drag) in the past year, how did you usually get it? - I did not use marijuana (grass, pot) in the past year



Response	6	8	10	12	Total	
No	2.1	7.7	21.0	25.2	12.4	
Yes	97.9	92.3	79.0	74.8	87.6	
N of Valid	1899	1745	1303	1289	6236	
N of Miss	0	0	0	0	0	

Table 186: If you used marijuana (grass, pot) (not just a puff or drag) in the past year, how did you usually get it? - I bought it myself



Response	6	8	10	12	Total	
No	99.8	98.3	92.6	89.2	95.7	
Yes	0.2	1.7	7.4	10.8	4.3	
N of Valid	1899	1745	1303	1289	6236	
N of Miss	0	0	0	0	0	

Table 187: If you used marijuana (grass, pot) (not just a puff or drag) in the past year, how did you usually get it? - I got it from someone at school



Response	6	8	10	12	Total	
No	99.8	98.5	94.9	95.6	97.5	
Yes	0.2	1.5	5.1	4.4	2.5	
N of Valid	1899	1745	1303	1289	6236	
N of Miss	0	0	0	0	0	

Table 188: If you used marijuana (grass, pot) (not just a puff or drag) in the past year, how did you usually get it? - I got it from someone with a medical marijuana card



Response	6	8	10	12	Total	
No	99.9	99.7	99.0	99.5	99.6	
Yes	0.1	0.3	1.0	0.5	0.4	
N of Valid	1899	1745	1303	1289	6236	
N of Miss	0	0	0	0	0	

Table 189: If you used marijuana (grass, pot) (not just a puff or drag) in the past year, how did you usually get it? - I got it from my brother or sister



Response	6	8	10	12	Total	
No	99.8	99.2	98.2	99.1	99.1	
Yes	0.2	0.8	1.8	0.9	0.9	
N of Valid	1899	1745	1303	1289	6236	
N of Miss	0	0	0	0	0	

Table 190: If you used marijuana (grass, pot) (not just a puff or drag) in the past year, how did you usually get it? - I got it from another relative



Response	6	8	10	12	Total	
No	99.6	98.7	97.3	98.6	98.7	
Yes	0.4	1.3	2.7	1.4	1.3	
N of Valid	1899	1745	1303	1289	6236	
N of Miss	0	0	0	0	0	

Table 191: If you used marijuana (grass, pot) (not just a puff or drag) in the past year, how did you usually get it? - Other



Response	6	8	10	12	Total	
No	98.4	96.5	92.2	90.5	94.9	
Yes	1.6	3.5	7.8	9.5	5.1	
N of Valid	1899	1745	1303	1289	6236	
N of Miss	0	0	0	0	0	

Table 192: If you drank alcohol (not just a sip or taste) in the past year, how did you usually get it?













Response	6	8	10	12	Total	
I did not drink alcohol in the past year	95.4	85.9	68.9	56.2	79.1	
I bought it myself with a fake ID	0.1	0.2	0.4	0.4	0.2	
I bought it myself without a fake ID	0.0	0.0	0.4	1.4	0.4	
I got it from someone I know age 21 or older	0.5	1.8	7.8	17.9	6.0	
I got it from someone I know under age 21	0.2	1.4	4.0	6.2	2.6	
I got it from my brother or sister	0.2	0.5	1.9	1.2	0.9	
I got it from home with my parents' permission	1.0	2.8	5.4	5.6	3.4	
I got it from home without my parents' permission	0.8	2.4	4.3	1.3	2.1	
I got it from another relative	0.5	1.7	1.8	1.9	1.4	
A stranger bought it for me	0.0	0.1	0.5	0.9	0.3	
I took it from a store or shop	0.0	0.0	0.2	0.2	0.1	
Other	1.4	3.2	4.5	6.8	3.7	
N of Valid	1903	1739	1302	1285	6229	
N of Miss	204	167	357	155	883	

Table 193: If you used prescription drugs or over the counter drugs without a doctor telling you to use it or for the purpose of getting high, where did you get these drugs? - Did not use



Response	6	8	10	12	Total	
No	1.2	2.1	5.7	5.8	3.3	
Yes	98.8	97.9	94.3	94.2	96.7	
N of Valid	1901	1753	1299	1290	6243	
N of Miss	0	0	0	0	0	

Table 194: If you used prescription drugs or over the counter drugs without a doctor telling you to use it or for the purpose of getting high, where did you get these drugs? -
Bought or took from store or shop



Response	6	8	10	12	Total	
No	99.9	99.9	99.8	99.6	99.8	
Yes	0.1	0.1	0.2	0.4	0.2	
N of Valid	1901	1753	1299	1290	6243	
N of Miss	0	0	0	0	0	

Table 195: If you used prescription drugs or over the counter drugs without a doctor telling you to use it or for the purpose of getting high, where did you get these drugs? -
Got from parents with permission



Response	6	8	10	12	Total	
No	99.6	99.7	99.2	99.6	99.5	
Yes	0.4	0.3	0.8	0.4	0.5	
N of Valid	1901	1753	1299	1290	6243	
N of Miss	0	0	0	0	0	

Table 196: If you used prescription drugs or over the counter drugs without a doctor telling you to use it or for the purpose of getting high, where did you get these drugs? -
Got from home without permission



Response	6	8	10	12	Total	
No	99.9	99.3	98.2	99.2	99.2	
Yes	0.1	0.7	1.8	0.8	0.8	
N of Valid	1901	1753	1299	1290	6243	
N of Miss	0	0	0	0	0	

Table 197: If you used prescription drugs or over the counter drugs without a doctor telling you to use it or for the purpose of getting high, where did you get these drugs? -
Got from relative with permission



Response	6	8	10	12	Total	
No	99.9	99.9	99.5	99.1	99.6	
Yes	0.1	0.1	0.5	0.9	0.4	
N of Valid	1901	1753	1299	1290	6243	
N of Miss	0	0	0	0	0	

Table 198: If you used prescription drugs or over the counter drugs without a doctor telling you to use it or for the purpose of getting high, where did you get these drugs? -
Got from relative without permission



Response	6	8	10	12	Total	
No	100.0	99.8	99.5	99.7	99.8	
Yes	0.0	0.2	0.5	0.3	0.2	
N of Valid	1901	1753	1299	1290	6243	
N of Miss	0	0	0	0	0	

Table 199: If you used prescription drugs or over the counter drugs without a doctor telling you to use it or for the purpose of getting high, where did you get these drugs? -
Got from friend's home with permission



Response	6	8	10	12	Total	
No	99.8	99.9	98.9	99.4	99.6	
Yes	0.2	0.1	1.1	0.6	0.4	
N of Valid	1901	1753	1299	1290	6243	
N of Miss	0	0	0	0	0	

Table 200: If you used prescription drugs or over the counter drugs without a doctor telling you to use it or for the purpose of getting high, where did you get these drugs? -
Got from friend's home without permission



Response	6	8	10	12	Total	
No	99.9	99.9	99.5	99.7	99.8	
Yes	0.1	0.1	0.5	0.3	0.2	
N of Valid	1901	1753	1299	1290	6243	
N of Miss	0	0	0	0	0	

Table 201: If you used prescription drugs or over the counter drugs without a doctor telling you to use it or for the purpose of getting high, where did you get these drugs? -
Got from friend at school



Response	6	8	10	12	Total	
No	99.7	99.5	99.3	99.2	99.5	
Yes	0.3	0.5	0.7	0.8	0.5	
N of Valid	1901	1753	1299	1290	6243	
N of Miss	0	0	0	0	0	

Table 202: If you used prescription drugs or over the counter drugs without a doctor telling you to use it or for the purpose of getting high, where did you get these drugs? -
Got from friend at party



Response	6	8	10	12	Total	
No	99.7	99.8	99.1	99.1	99.5	
Yes	0.3	0.2	0.9	0.9	0.5	
N of Valid	1901	1753	1299	1290	6243	
N of Miss	0	0	0	0	0	

Table 203: If you used prescription drugs or over the counter drugs without a doctor telling you to use it or for the purpose of getting high, where did you get these drugs? -
Got from friend, elsewhere



Response	6	8	10	12	Total	
No	99.8	99.7	98.5	98.7	99.3	
Yes	0.2	0.3	1.5	1.3	0.7	
N of Valid	1901	1753	1299	1290	6243	
N of Miss	0	0	0	0	0	

Table 204: If you used prescription drugs or over the counter drugs without a doctor telling you to use it or for the purpose of getting high, where did you get these drugs? -
Got from internet sale



Response	6	8	10	12	Total	
No	99.9	100.0	99.7	99.5	99.8	
Yes	0.1	0.0	0.3	0.5	0.2	
N of Valid	1901	1753	1299	1290	6243	
N of Miss	0	0	0	0	0	

Table 205: During the last month, about how many marijuana cigarettes, or the equivalent, did you smoke a day, on the average?








Response	6	8	10	12	Total	
None	99.2	95.3	88.0	87.5	93.4	
Less than 1 a day	0.4	2.2	4.7	5.1	2.7	
1 a day	0.3	1.1	2.3	1.7	1.2	
2-3 a day	0.1	0.9	2.7	2.2	1.3	
4-6 a day	0.1	0.2	1.1	1.8	0.7	
7-10 a day	0.0	0.1	0.5	0.8	0.3	
11 or more a day	0.1	0.3	0.6	0.9	0.4	
N of Valid	1921	1751	1288	1277	6237	
N of Miss	186	155	371	163	875	

Table 206: How wrong do your friends feel it would be for YOU to: have one or two drinks of an alcoholic beverage nearly every day?





Response	6	8	10	12	Total	
Very wrong	82.0	62.6	46.9	40.5	60.8	
Wrong	12.5	21.0	23.3	25.5	19.8	
A little bit wrong	3.6	10.8	17.5	18.2	11.5	
Not at all wrong	1.8	5.7	12.4	15.9	8.0	
N of Valid	1933	1766	1294	1283	6276	
N of Miss	174	140	365	157	836	

Table 207: How wrong do your friends feel it would be for YOU to: smoke tobacco?





Response	6	8	10	12	Total	
Very wrong	86.9	70.5	55.3	50.8	68.4	
Wrong	9.7	18.0	22.6	21.4	17.1	
A little bit wrong	2.1	7.5	11.9	14.8	8.2	
Not at all wrong	1.2	4.0	10.3	13.0	6.3	
N of Valid	1923	1763	1290	1280	6256	
N of Miss	184	143	369	160	856	

Table 208: How wrong do your friends feel it would be for YOU to: smoke marijuana?





Response	6	8	10	12	Total	
Very wrong	90.8	70.6	47.7	40.2	65.9	
Wrong	5.6	13.0	16.5	17.1	12.3	
A little bit wrong	1.9	9.0	15.3	17.8	9.9	
Not at all wrong	1.7	7.5	20.6	24.9	12.0	
N of Valid	1921	1760	1288	1278	6247	
N of Miss	186	146	371	162	865	

Table 209: How wrong do your friends feel it would be for YOU to: use prescription drugs not prescribed to you?





Response	6	8	10	12	Total	
Very wrong	90.3	79.5	67.9	70.9	78.7	
Wrong	6.6	12.6	18.9	16.8	12.9	
A little bit wrong	1.9	5.1	7.9	7.3	5.1	
Not at all wrong	1.1	2.8	5.4	4.9	3.3	
N of Valid	1916	1760	1288	1277	6241	
N of Miss	191	146	371	163	871	

Table 210: How wrong would most adults (over 21) in your neighborhood think it is for kids your age: to use marijuana?





Response	6	8	10	12	Total	
Very wrong	90.5	76.3	63.9	60.6	74.8	
Wrong	5.9	14.4	19.5	21.4	14.3	
A little bit wrong	2.4	6.0	10.7	10.8	6.9	
Not at all wrong	1.3	3.3	5.9	7.2	4.0	
N of Valid	1911	1753	1295	1288	6247	
N of Miss	196	153	364	152	865	

Table 211: How wrong would most adults (over 21) in your neighborhood think it is for kids your age: to drink alcohol?





Response	6	8	10	12	Total	
Very wrong	84.5	69.1	58.2	50.4	67.7	
Wrong	10.0	17.4	22.9	24.4	17.7	
A little bit wrong	3.9	9.0	13.3	17.4	10.1	
Not at all wrong	1.5	4.5	5.6	7.7	4.5	
N of Valid	1902	1748	1291	1285	6226	
N of Miss	205	158	368	155	886	

Table 212: How wrong would most adults (over 21) in your neighborhood think it is for kids your age: to smoke cigarettes?





Response	6	8	10	12	Total	
Very wrong	86.7	73.3	65.8	58.6	72.8	
Wrong	8.6	15.9	20.7	22.7	16.1	
A little bit wrong	3.2	6.8	9.0	12.2	7.3	
Not at all wrong	1.4	4.0	4.4	6.5	3.8	
N of Valid	1896	1747	1287	1284	6214	
N of Miss	211	159	372	156	898	

Table 213: How much do each of the following statements describe your neighborhood? crime and/or drug selling





Response	6	8	10	12	Total	
NO!	79.8	69.5	65.9	64.2	70.8	
no	13.1	20.5	20.6	21.7	18.5	
yes	5.2	7.1	9.9	10.1	7.7	
YES!	1.8	2.9	3.6	4.1	2.9	
N of Valid	1895	1740	1289	1279	6203	
N of Miss	212	166	370	161	909	

Table 214: How much do each of the following statements describe your neighborhood? fights


Response	6	8	10	12	Total	
NO!	69.9	65.2	66.2	63.9	66.6	
no	17.6	22.5	23.6	24.6	21.7	
yes	9.6	9.4	7.8	9.3	9.1	
YES!	2.9	2.9	2.3	2.3	2.7	
N of Valid	1892	1737	1288	1279	6196	
N of Miss	215	169	371	161	916	

Table 215: How much do each of the following statements describe your neighborhood? lots of empty or abandoned buildings

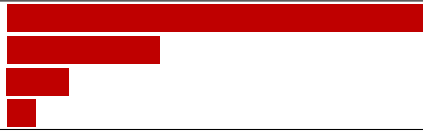
Response	6	8	10	12	Total	
NO!	71.4	66.0	66.7	65.4	67.6	
no	19.8	23.7	24.0	24.2	22.7	
yes	6.9	8.1	7.1	8.4	7.6	
YES!	1.9	2.2	2.2	2.0	2.1	
N of Valid	1882	1736	1290	1277	6185	
N of Miss	225	170	369	163	927	

Table 216: How much do each of the following statements describe your neighborhood? lots of graffiti


Response	6	8	10	12	Total	
NO!	80.4	73.8	75.0	72.6	75.8	
no	15.5	23.0	20.9	24.3	20.6	
yes	2.8	2.5	3.0	2.0	2.6	
YES!	1.3	0.7	1.1	1.2	1.1	
N of Valid	1861	1723	1280	1272	6136	
N of Miss	246	183	379	168	976	

Table 217: I feel safe in my neighborhood.

Response	6	8	10	12	Total	
NO!	6.6	3.2	3.9	4.0	4.5	
no	8.8	9.0	8.2	8.3	8.6	
yes	35.1	41.2	43.2	39.7	39.4	
YES!	49.6	46.7	44.8	48.0	47.4	
N of Valid	1905	1744	1287	1276	6212	
N of Miss	202	162	372	164	900	

Table 218: If a kid smoked marijuana in your neighborhood would he or she be caught by the police?

Response	6	8	10	12	Total	
NO!	12.9	16.1	20.9	20.9	17.1	
no	17.6	35.5	46.4	48.8	35.0	
yes	32.0	30.1	24.2	20.7	27.6	
YES!	37.5	18.3	8.4	9.6	20.4	
N of Valid	1895	1740	1280	1265	6180	
N of Miss	212	166	379	175	932	

Table 219: If a kid drank some beer, wine or hard liquor (for example, vodka, whiskey, or gin) in your neighborhood would he or she be caught by the police?

Response	6	8	10	12	Total	
NO!	14.2	19.1	25.7	26.5	20.5	
no	23.8	42.0	49.4	50.5	39.7	
yes	30.4	24.8	19.2	15.8	23.5	
YES!	31.6	14.1	5.7	7.2	16.3	
N of Valid	1894	1737	1285	1263	6179	
N of Miss	213	169	374	177	933	

Table 220: If a kid carried a handgun in your neighborhood would he or she be caught by the police?





Response	6	8	10	12	Total	
NO!	12.5	14.5	18.3	19.9	15.8	
no	14.5	23.6	32.1	32.4	24.4	
yes	27.2	33.6	32.3	27.0	30.0	
YES!	45.7	28.3	17.3	20.7	29.8	
N of Valid	1891	1735	1280	1261	6167	
N of Miss	216	171	379	179	945	

Table 221: If you wanted to get some cigarettes, how easy would it be for you to get some?





Response	6	8	10	12	Total	
Very hard	76.4	53.6	37.7	26.4	51.6	
Sort of hard	11.3	17.9	18.5	14.2	15.3	
Sort of easy	7.1	16.6	23.4	20.2	15.9	
Very easy	5.2	11.9	20.3	39.2	17.3	
N of Valid	1858	1731	1273	1266	6128	
N of Miss	249	175	386	174	984	

Table 222: If you wanted to get some beer, wine or hard liquor (for example, vodka, whiskey, or gin), how easy would it be for you to get some?





Response	6	8	10	12	Total	
Very hard	72.4	48.9	30.8	22.7	46.9	
Sort of hard	11.7	18.8	17.4	15.3	15.6	
Sort of easy	8.5	17.8	22.9	26.8	17.9	
Very easy	7.4	14.5	28.9	35.2	19.6	
N of Valid	1851	1732	1267	1260	6110	
N of Miss	256	174	392	180	1002	

Table 223: If you wanted to get a drug like cocaine, LSD, or amphetamines, how easy would it be for you to get some?





Response	6	8	10	12	Total	
Very hard	91.1	82.4	69.8	60.5	77.9	
Sort of hard	5.0	11.3	17.8	21.5	12.9	
Sort of easy	1.7	3.0	7.1	10.2	5.0	
Very easy	2.2	3.2	5.3	7.8	4.3	
N of Valid	1847	1731	1266	1260	6104	
N of Miss	260	175	393	180	1008	

Table 224: If you wanted to get a handgun, how easy would it be for you to get one?





Response	6	8	10	12	Total	
Very hard	75.2	66.5	56.8	52.5	64.2	
Sort of hard	11.0	14.1	17.1	17.8	14.6	
Sort of easy	7.6	10.1	12.6	12.2	10.3	
Very easy	6.2	9.3	13.5	17.5	10.9	
N of Valid	1849	1727	1268	1261	6105	
N of Miss	258	179	391	179	1007	

Table 225: If you wanted to get some marijuana, how easy would it be for you to get some?





Response	6	8	10	12	Total	
Very hard	88.2	69.4	44.1	33.4	62.4	
Sort of hard	5.2	10.3	12.3	10.6	9.2	
Sort of easy	2.7	9.3	16.3	17.7	10.5	
Very easy	4.0	10.9	27.4	38.3	17.9	
N of Valid	1840	1727	1264	1258	6089	
N of Miss	267	179	395	182	1023	

Table 226: If you wanted to get prescription drugs for the purpose of getting high, how easy would it be for you to get some?


Response	6	8	10	12	Total	
Very hard	82.7	65.5	52.4	45.6	63.9	
Sort of hard	7.6	12.2	16.5	18.7	13.1	
Sort of easy	4.3	12.0	15.3	16.6	11.3	
Very easy	5.3	10.3	15.7	19.2	11.8	
N of Valid	1837	1728	1266	1260	6091	
N of Miss	270	178	393	180	1021	

Table 227: If you wanted to get synthetic marijuana such as K2 or chemical products such as bath salts to get high, how easy would it be for you to get some?


Response	6	8	10	12	Total	
Very hard	91.3	82.0	70.2	62.1	78.2	
Sort of hard	4.7	9.3	15.7	18.9	11.2	
Sort of easy	2.0	4.0	6.5	9.7	5.1	
Very easy	2.1	4.7	7.6	9.3	5.4	
N of Valid	1846	1728	1269	1258	6101	
N of Miss	261	178	390	182	1011	

Table 228: If you wanted to get steroids to use or to enhance athletic performance, how easy would it be for you to get some?


Response	6	8	10	12	Total	
Very hard	89.6	83.2	71.5	65.0	79.0	
Sort of hard	6.0	9.2	16.7	18.6	11.7	
Sort of easy	2.2	3.8	6.7	8.1	4.8	
Very easy	2.2	3.8	5.1	8.3	4.5	
N of Valid	1845	1725	1268	1256	6094	
N of Miss	262	181	391	184	1018	

Table 229: If you wanted to get e-cigarettes, e-cigars, or e-hookahs, how easy would it be for you to get some?





Response	6	8	10	12	Total	
Very hard	81.4	60.5	38.5	29.2	55.8	
Sort of hard	7.4	9.9	10.3	7.4	8.7	
Sort of easy	5.7	11.8	14.4	14.4	11.0	
Very easy	5.5	17.7	36.8	49.0	24.5	
N of Valid	1837	1730	1270	1260	6097	
N of Miss	270	176	389	180	1015	

Table 230: During the past 12 months, have you participated in any alcohol prevention programs or seen any alcohol prevention messages in your school or community? Yes, a school-based program focused on preventing underage drinking and/or drinking and driving.



Response	6	8	10	12	Total	
No	63.0	75.1	81.4	86.2	75.0	
Yes	37.0	24.9	18.6	13.8	25.0	
N of Valid	1834	1703	1258	1251	6046	
N of Miss	0	0	0	0	0	

Table 231: During the past 12 months, have you participated in any alcohol prevention programs or seen any alcohol prevention messages in your school or community? Yes, a community-based program focused on preventing underage drinking and/or drinking and driving (for example, through your church or temple or through youth groups like Boys and Girls Club or 4-H).



Response	6	8	10	12	Total	
No	89.0	92.5	94.9	95.6	92.6	
Yes	11.0	7.5	5.1	4.4	7.4	
N of Valid	1834	1703	1258	1251	6046	
N of Miss	0	0	0	0	0	

Table 232: During the past 12 months, have you participated in any alcohol prevention programs or seen any alcohol prevention messages in your school or community? Yes, a media campaign addressing underage drinking and/or drinking and driving (for example, newspaper ads, posters, pamphlets, radio, TV).



Response	6	8	10	12	Total	
No	87.8	88.6	88.9	90.5	88.8	
Yes	12.2	11.4	11.1	9.5	11.2	
N of Valid	1834	1703	1258	1251	6046	
N of Miss	0	0	0	0	0	

Table 233: During the past 12 months, have you participated in any alcohol prevention programs or seen any alcohol prevention messages in your school or community? No



Response	6	8	10	12	Total	
No	43.3	33.6	26.9	21.7	32.7	
Yes	56.7	66.4	73.1	78.3	67.3	
N of Valid	1834	1703	1258	1251	6046	
N of Miss	0	0	0	0	0	

Table 234: How wrong do your parents feel it would be for YOU to: have one or two drinks of an alcoholic beverage nearly every day?





Response	6	8	10	12	Total	
Very wrong	91.8	83.4	78.4	73.7	83.0	
Wrong	5.4	10.9	14.8	16.4	11.1	
A little bit wrong	2.3	4.1	4.7	7.5	4.4	
Not at all wrong	0.5	1.6	2.2	2.4	1.6	
N of Valid	1882	1731	1267	1256	6136	
N of Miss	225	175	392	184	976	

Table 235: How wrong do your parents feel it would be for YOU to: smoke tobacco?





Response	6	8	10	12	Total	
Very wrong	95.6	88.7	84.6	80.6	88.3	
Wrong	2.9	8.3	10.3	11.9	7.8	
A little bit wrong	1.1	1.8	3.2	5.3	2.6	
Not at all wrong	0.4	1.2	1.8	2.2	1.3	
N of Valid	1877	1723	1263	1256	6119	
N of Miss	230	183	396	184	993	

Table 236: How wrong do your parents feel it would be for YOU to: smoke marijuana?





Response	6	8	10	12	Total	
Very wrong	96.1	88.8	79.5	76.9	86.7	
Wrong	2.2	6.3	9.9	10.2	6.6	
A little bit wrong	1.1	3.1	5.8	6.8	3.8	
Not at all wrong	0.5	1.9	4.8	6.1	2.9	
N of Valid	1862	1720	1255	1257	6094	
N of Miss	245	186	404	183	1018	

Table 237: How wrong do your parents feel it would be for YOU to: use prescription drugs not prescribed to you?





Response	6	8	10	12	Total	
Very wrong	96.0	92.1	89.0	89.8	92.2	
Wrong	2.8	5.3	7.2	6.3	5.2	
A little bit wrong	0.6	1.9	2.5	2.6	1.8	
Not at all wrong	0.5	0.7	1.3	1.3	0.9	
N of Valid	1871	1724	1259	1254	6108	
N of Miss	236	182	400	186	1004	

Table 238: How wrong do your parents feel it would be for YOU to: steal something?





Response	6	8	10	12	Total	
Very wrong	90.1	83.9	85.2	88.6	87.0	
Wrong	8.2	12.8	12.4	9.3	10.6	
A little bit wrong	1.3	2.6	1.8	1.4	1.8	
Not at all wrong	0.4	0.6	0.6	0.7	0.6	
N of Valid	1863	1722	1253	1248	6086	
N of Miss	244	184	406	192	1026	

Table 239: How wrong do your parents feel it would be for YOU to: draw graffiti, write things, or draw pictures on buildings or other property (without the owner's permission)?





Response	6	8	10	12	Total	
Very wrong	91.1	84.5	81.2	84.8	85.9	
Wrong	6.2	10.6	12.7	11.1	9.8	
A little bit wrong	1.8	3.5	4.5	3.0	3.1	
Not at all wrong	0.9	1.4	1.6	1.1	1.2	
N of Valid	1871	1725	1258	1255	6109	
N of Miss	236	181	401	185	1003	

Table 240: How wrong do your parents feel it would be for YOU to: pick a fight with someone?





Response	6	8	10	12	Total	
Very wrong	73.1	61.0	60.5	63.1	65.0	
Wrong	17.0	24.3	23.2	21.7	21.3	
A little bit wrong	7.7	12.1	12.5	11.7	10.8	
Not at all wrong	2.1	2.6	3.9	3.5	2.9	
N of Valid	1873	1724	1260	1254	6111	
N of Miss	234	182	399	186	1001	

Table 241: During the past 12 months, have you talked with at least one of your parents about the dangers of underage drinking and/or drinking and driving? By parents, we mean either your biological parents, adoptive parents, stepparents, or adult guardians - whether or not they live with you.



Response	6	8	10	12	Total	
No	48.6	52.5	51.1	54.3	51.4	
Yes	51.4	47.5	48.9	45.7	48.6	
N of Valid	1802	1664	1224	1226	5916	
N of Miss	305	242	435	214	1196	

Table 242: The rules in my family are clear.

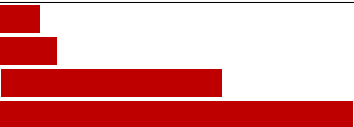
Response	6	8	10	12	Total	
NO!	4.6	3.2	4.1	3.6	3.9	
no	5.9	7.1	7.6	6.0	6.6	
yes	27.2	34.9	38.5	37.6	33.9	
YES!	62.4	54.8	49.8	52.7	55.6	
N of Valid	1845	1706	1257	1246	6054	
N of Miss	262	200	402	194	1058	

Table 243: People in my family have serious arguments about the same things, and often insult or yell at each other.

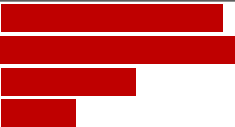
Response	6	8	10	12	Total	
NO!	43.5	31.7	27.6	29.6	34.0	
no	32.4	39.3	37.3	38.4	36.6	
yes	15.8	20.2	23.3	21.1	19.7	
YES!	8.4	8.8	11.8	11.0	9.7	
N of Valid	1841	1700	1254	1241	6036	
N of Miss	266	206	405	199	1076	

Table 244: When I am not at home, one of my parents knows where I am and who I am with.

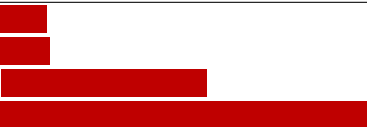
Response	6	8	10	12	Total	
NO!	6.0	4.1	4.7	4.8	4.9	
no	3.6	5.1	6.7	7.8	5.5	
yes	23.1	31.1	35.6	40.0	31.4	
YES!	67.3	59.7	53.1	47.4	58.1	
N of Valid	1845	1701	1259	1244	6049	
N of Miss	262	205	400	196	1063	

Table 245: My family has clear rules about alcohol and drug use.


Response	6	8	10	12	Total	
NO!	6.1	4.6	4.5	4.2	5.0	
no	4.8	7.9	9.8	9.9	7.8	
yes	16.3	24.6	31.1	35.4	25.7	
YES!	72.8	62.9	54.6	50.5	61.6	
N of Valid	1828	1694	1256	1240	6018	
N of Miss	279	212	403	200	1094	

Table 246: If you skipped school would you be caught by your parents?


Response	6	8	10	12	Total	
NO!	5.9	5.1	5.9	6.6	5.8	
no	3.8	7.5	11.7	13.4	8.5	
yes	16.9	25.8	29.3	32.3	25.2	
YES!	73.3	61.7	53.1	47.7	60.5	
N of Valid	1836	1698	1253	1238	6025	
N of Miss	271	208	406	202	1087	

Table 247: My parents ask if I've gotten my homework done.

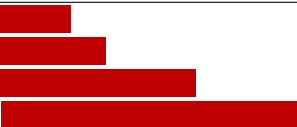
Response	6	8	10	12	Total	
NO!	6.1	7.1	10.8	14.0	9.0	
no	6.5	14.9	16.4	25.2	14.8	
yes	25.1	30.0	34.4	31.3	29.7	
YES!	62.2	48.0	38.4	29.6	46.6	
N of Valid	1840	1701	1252	1244	6037	
N of Miss	267	205	407	196	1075	

Table 248: Would your parents know if you did not come home on time?

Response	6	8	10	12	Total	
NO!	5.0	4.7	4.7	6.0	5.0	
no	5.6	8.3	9.1	10.0	8.0	
yes	20.1	27.4	32.7	33.8	27.6	
YES!	69.3	59.6	53.4	50.2	59.3	
N of Valid	1834	1698	1247	1242	6021	
N of Miss	273	208	412	198	1091	

Table 249: Do you know how to properly dispose of leftover prescription drugs?

Response	6	8	10	12	Total	
No	77.5	73.7	63.9	58.3	69.6	
Yes	22.5	26.3	36.1	41.7	30.4	
N of Valid	1771	1669	1227	1223	5890	
N of Miss	336	237	432	217	1222	

Table 250: Have any of your brothers or sisters ever: drunk beer, wine or hard liquor (for example, vodka, whiskey or gin)?

Response	6	8	10	12	Total	
No	76.6	62.5	48.2	41.1	59.4	
Yes	20.4	34.0	46.0	53.5	36.4	
I don't have any brothers or sisters	3.1	3.5	5.8	5.4	4.2	
N of Valid	1862	1712	1284	1257	6115	
N of Miss	245	194	375	183	997	

Table 251: Have any of your brothers or sisters ever: smoked marijuana?

Response	6	8	10	12	Total	
No	91.5	79.9	66.1	59.5	76.3	
Yes	5.5	16.6	28.4	35.4	19.6	
I don't have any brothers or sisters	3.0	3.5	5.6	5.1	4.1	
N of Valid	1852	1706	1273	1254	6085	
N of Miss	255	200	386	186	1027	

Table 252: Have any of your brothers or sisters ever: smoked cigarettes?




Response	6	8	10	12	Total	
No	85.1	74.9	67.1	62.6	73.8	
Yes	11.8	21.4	27.2	32.1	21.9	
I don't have any brothers or sisters	3.0	3.7	5.7	5.3	4.3	
N of Valid	1845	1709	1278	1252	6084	
N of Miss	262	197	381	188	1028	

Table 253: Have any of your brothers or sisters ever: taken a handgun to school?




Response	6	8	10	12	Total	
No	96.3	95.5	92.8	93.6	94.8	
Yes	0.8	1.0	1.5	1.3	1.1	
I don't have any brothers or sisters	3.0	3.5	5.7	5.1	4.1	
N of Valid	1850	1706	1278	1254	6088	
N of Miss	257	200	381	186	1024	

Table 254: Have any of your brothers or sisters ever: been suspended or expelled from school?




Response	6	8	10	12	Total	
No	80.0	75.4	72.2	71.3	75.3	
Yes	16.9	21.0	22.3	23.6	20.6	
I don't have any brothers or sisters	3.1	3.6	5.5	5.0	4.1	
N of Valid	1844	1706	1273	1253	6076	
N of Miss	263	200	386	187	1036	

Table 255: Have any of your brothers or sisters ever: used e-cigarettes, e-cigars or e-hookahs (vaping)?




Response	6	8	10	12	Total	
No	83.4	72.5	59.7	55.1	69.5	
Yes	13.6	24.0	34.7	39.7	26.3	
I don't have any brothers or sisters	3.0	3.5	5.6	5.2	4.1	
N of Valid	1846	1705	1275	1252	6078	
N of Miss	261	201	384	188	1034	

Table 256: Have any of your brothers or sisters ever: used prescription drugs not prescribed to him/her?




Response	6	8	10	12	Total	
No	93.6	90.2	82.7	83.5	88.3	
Yes	3.5	6.3	11.7	11.3	7.6	
I don't have any brothers or sisters	3.0	3.5	5.6	5.2	4.1	
N of Valid	1848	1702	1271	1253	6074	
N of Miss	259	204	388	187	1038	

Table 257: Have you changed homes in the past year (the last 12 months)?



Response	6	8	10	12	Total	
No	71.2	72.1	75.7	77.4	73.7	
Yes	28.8	27.9	24.3	22.6	26.3	
N of Valid	1844	1702	1278	1250	6074	
N of Miss	263	204	381	190	1038	

Table 258: How many times have you changed homes since kindergarten?






Response	6	8	10	12	Total	
Never	35.2	30.2	30.3	28.4	31.3	
1 or 2 times	32.7	31.8	31.0	31.5	31.8	
3 or 4 times	18.2	19.7	18.7	19.5	19.0	
5 or 6 times	6.8	9.0	8.6	11.1	8.7	
7 or more times	7.1	9.3	11.4	9.5	9.1	
N of Valid	1837	1706	1278	1259	6080	
N of Miss	270	200	381	181	1032	

Table 259: Have you changed schools (including changing from elementary to middle and middle to high school) in the past year?



Response	6	8	10	12	Total	
No	62.8	63.2	50.5	79.4	63.8	
Yes	37.2	36.8	49.5	20.6	36.2	
N of Valid	1814	1681	1271	1246	6012	
N of Miss	293	225	388	194	1100	

Table 260: How many times have you changed schools since kindergarten (including changing from elementary to middle and middle to high school)?






Response	6	8	10	12	Total	
Never	41.0	23.6	20.2	25.7	28.6	
1 or 2 times	32.4	39.6	31.0	27.6	33.1	
3 or 4 times	16.0	21.8	29.4	30.4	23.5	
5 or 6 times	6.9	7.8	10.1	9.8	8.4	
7 or more times	3.7	7.2	9.2	6.4	6.4	
N of Valid	1820	1698	1277	1256	6051	
N of Miss	287	208	382	184	1061	

Table 261: Has anyone in your family ever had severe alcohol or drug problems?



Response	6	8	10	12	Total	
No	69.6	59.8	51.4	53.7	59.7	
Yes	30.4	40.2	48.6	46.3	40.3	
N of Valid	1808	1688	1265	1247	6008	
N of Miss	299	218	394	193	1104	

Table 262: About how many adults (over 21) have you known personally who in the past year have: used marijuana, crack, cocaine, or other drugs?






Response	6	8	10	12	Total	
0	78.6	68.0	56.8	52.6	65.6	
1	11.4	14.5	16.0	15.1	14.0	
2	5.5	7.7	10.9	11.1	8.4	
3-4	2.3	4.3	7.7	8.9	5.4	
5	2.2	5.5	8.6	12.3	6.6	
N of Valid	1834	1705	1282	1251	6072	
N of Miss	273	201	377	189	1040	

Table 263: About how many adults (over 21) have you known personally who in the past year have: sold or dealt drugs?






Response	6	8	10	12	Total	
0	87.6	78.9	72.1	68.5	77.9	
1	7.0	10.5	12.4	10.7	9.9	
2	3.0	5.8	7.2	8.5	5.8	
3-4	1.4	2.1	4.0	5.8	3.1	
5	1.0	2.7	4.3	6.5	3.3	
N of Valid	1819	1699	1276	1249	6043	
N of Miss	288	207	383	191	1069	

Table 264: About how many adults (over 21) have you known personally who in the past year have: done other things that could get them in trouble with the police, like stealing, selling stolen goods, mugging or assaulting others, etc.?






Response	6	8	10	12	Total	
0	83.0	75.3	69.8	69.8	75.3	
1	10.2	12.6	12.1	10.7	11.4	
2	3.6	5.1	7.6	6.7	5.5	
3-4	1.6	2.4	5.4	5.0	3.3	
5	1.6	4.6	5.2	7.8	4.5	
N of Valid	1826	1697	1280	1248	6051	
N of Miss	281	209	379	192	1061	

Table 265: About how many adults (over 21) have you known personally who in the past year have: gotten drunk or high?







Response	6	8	10	12	Total	
0	62.9	45.4	34.4	32.2	45.6	
1	18.9	21.1	18.6	15.9	18.8	
2	7.9	12.0	14.0	12.3	11.3	
3-4	4.0	7.9	11.6	13.0	8.6	
5	6.3	13.5	21.4	26.6	15.7	
N of Valid	1812	1699	1276	1246	6033	
N of Miss	295	207	383	194	1079	

Table 266: How honest were you in filling out this survey?

Response	6	8	10	12	Total	
I was very honest	84.7	76.9	79.3	79.4	80.3	
I was honest pretty much of the time	12.9	19.7	16.5	16.3	16.2	
I was honest some of the time	2.0	2.7	3.4	3.3	2.8	
I was honest once in a while	0.3	0.8	0.8	1.0	0.7	
I was not honest at all	0.0	0.0	0.0	0.0	0.0	
N of Valid	1880	1712	1299	1269	6160	
N of Miss	227	194	360	171	952	