

# 2019 APNA

## Arkansas Prevention Needs Assessment Survey

### Region 5 Frequency Distribution Tables

Counties: Crawford, Franklin, Logan, Polk, Scott, Sebastian

Arkansas Department of Human Services,  
Division of Aging, Adults, and Behavioral  
Health Services  
And  
University of Arkansas at Little Rock  
MidSOUTH Center for Prevention and Training



## Contents

1	INTRODUCTION	11
2	PERCENTAGE TABLES	15

## List of Frequency Distribution Tables

1	Gender	16
2	Age	16
3	Are you Hispanic or Latino?	16
4	What is your race? Black or African American	17
5	What is your race? Asian	17
6	What is your race? American Indian	17
7	What is your race? Alaska Native	17
8	What is your race? White	18
9	What is your race? Native Hawaiian or Other Pacific Islander	18
10	What is your race? Other	18
11	What is the highest level of schooling completed by your mother or father?	19
12	Think of where you live most of the time. Which of the following people live there with you? Mother	19
13	Think of where you live most of the time. Which of the following people live there with you? Stepmother	19
14	Think of where you live most of the time. Which of the following people live there with you? Foster Mother	20
15	Think of where you live most of the time. Which of the following people live there with you? Grandmother	20
16	Think of where you live most of the time. Which of the following people live there with you? Aunt	20
17	Think of where you live most of the time. Which of the following people live there with you? Father	20
18	Think of where you live most of the time. Which of the following people live there with you? Stepfather	21
19	Think of where you live most of the time. Which of the following people live there with you? Foster Father	21
20	Think of where you live most of the time. Which of the following people live there with you? Grandfather	21
21	Think of where you live most of the time. Which of the following people live there with you? Uncle	21
22	Think of where you live most of the time. Which of the following people live there with you? Other Adults	22
23	Think of where you live most of the time. Which of the following people live there with you? Brother(s)	22
24	Think of where you live most of the time. Which of the following people live there with you? Stepbrother(s)	22
25	Think of where you live most of the time. Which of the following people live there with you? Sister(s)	22
26	Think of where you live most of the time. Which of the following people live there with you? Stepsister(s)	23

27	Think of where you live most of the time. Which of the following people live there with you? Other Children . . . . .	23
28	In my school, students have lots of chances to help decide things like class activities and rules. . . . .	23
29	Teachers ask me to work on special classroom projects. . . . .	23
30	My teacher(s) notices when I am doing a good job and lets me know about it. . . . .	24
31	There are lots of chances for students in my school to get involved in sports, clubs, and other school activities outside of class. . . . .	24
32	There are lots of chances for students in my school to talk with a teacher one-on-one. . . . .	24
33	I feel safe at my school. . . . .	25
34	The school lets my parents know when I have done something well. . . . .	25
35	My teachers praise me when I work hard in school. . . . .	25
36	Are your school grades better than the grades of most students in your class? . . . . .	26
37	I have lots of chances to be part of class discussions or activities. . . . .	26
38	Now thinking back over the past year in school, how often did you: enjoy being in school? . . . . .	26
39	Now thinking back over the past year in school, how often did you: hate being in school? . . . . .	27
40	Now thinking back over the past year in school, how often did you: try to do your best work in school? . . . . .	27
41	How often do you feel that the school work you are assigned is meaningful and important? . . . . .	27
42	Putting them all together, what were your grades like last year? . . . . .	28
43	How important do you think the things you are learning in school are going to be for your later life? . . . . .	28
44	During the LAST FOUR WEEKS how many whole days of school have you missed because you skipped or "cut"? . . . . .	28
45	What are the chances you would be seen as cool if you: smoked cigarettes? . . . . .	29
46	What are the chances you would be seen as cool if you: worked hard at school? . . . . .	29
47	What are the chances you would be seen as cool if you: began drinking alcoholic beverages regularly, that is, at least once or twice a month? . . . . .	29
48	What are the chances you would be seen as cool if you: defended someone who was being bullied? . . . . .	30
49	What are the chances you would be seen as cool if you: smoked marijuana? . . . . .	30
50	What are the chances you would be seen as cool if you: carried a handgun? . . . . .	30
51	What are the chances you would be seen as cool if you: used e-cigarettes, e-cigars or e-hookahs (vaping)? . . . . .	31

52	What are the chances you would be seen as cool if you: bullied someone or cyber bullied someone? . . . . .	31
53	Think of your four best friends (the friends you feel closest to). In the past year (12 months), how many of your best friends have: participated in clubs, organizations or activities at school? . . . . .	31
54	Think of your four best friends (the friends you feel closest to). In the past year (12 months), how many of your best friends have: smoked cigarettes? . . . . .	32
55	Think of your four best friends (the friends you feel closest to). In the past year (12 months), how many of your best friends have: tried beer, wine or hard liquor (for example, vodka, whiskey, or gin) when their parents didn't know about it? . . . . .	32
56	Think of your four best friends (the friends you feel closest to). In the past year (12 months), how many of your best friends have: used e-cigarettes, e-cigars, or e-hookahs? . . . . .	32
57	Think of your four best friends (the friends you feel closest to). In the past year (12 months), how many of your best friends have: used marijuana? . . . . .	33
58	Think of your four best friends (the friends you feel closest to). In the past year (12 months), how many of your best friends have: used prescription drugs or non-prescription drugs for the purpose of getting high? . . . . .	33
59	Think of your four best friends (the friends you feel closest to). In the past year (12 months), how many of your best friends have: used synthetic marijuana (K2, spice) or bath salts? . . . . .	33
60	Think of your four best friends (the friends you feel closest to). In the past year (12 months), how many of your best friends have: used LSD, cocaine, amphetamines, or other illegal drugs? . . . . .	34
61	Think of your four best friends (the friends you feel closest to). In the past year (12 months), how many of your best friends have: been bullied? . . . . .	34
62	Think of your four best friends (the friends you feel closest to). In the past year (12 months), how many of your best friends have: been suspended from school? . . . . .	34
63	Think of your four best friends (the friends you feel closest to). In the past year (12 months), how many of your best friends have: carried a handgun? . . . . .	35
64	Think of your four best friends (the friends you feel closest to). In the past year (12 months), how many of your best friends have: sold illegal drugs? . . . . .	35
65	Think of your four best friends (the friends you feel closest to). In the past year (12 months), how many of your best friends have: regularly attended religious services? . . . . .	35

66	Think of your four best friends (the friends you feel closest to). In the past year (12 months), how many of your best friends have: stolen or tried to steal a motor vehicle such as a car or motorcycle?	36
67	Think of your four best friends (the friends you feel closest to). In the past year (12 months), how many of your best friends have: been arrested?	36
68	Think of your four best friends (the friends you feel closest to). In the past year (12 months), how many of your best friends have: dropped out of school?	36
69	Think of your four best friends (the friends you feel closest to). In the past year (12 months), how many of your best friends have: been members of a gang?	37
70	How old were you when you first: smoked marijuana?	37
71	How old were you when you first: smoked a cigarette, even just a puff?	38
72	How old were you when you first: had more than a sip or two of beer, wine or hard liquor (for example, vodka, whiskey, or gin)?	38
73	How old were you when you first: began drinking alcoholic beverages regularly, that is, at least once or twice a month?	39
74	How old were you when you first: used Pegaramide (peg, Peggy)?	39
75	How old were you when you first: got suspended from school?	40
76	How old were you when you first: got arrested?	40
77	How old were you when you first: carried a handgun?	41
78	How old were you when you first: used e-cigarettes, e-cigars, or e-hookahs (vaping)?	41
79	How old were you when you first: belonged to a gang?	42
80	How old were you when you first: used prescription drugs not prescribed to you?	42
81	How wrong do you think it is for someone your age to: take a handgun to school?	43
82	How wrong do you think it is for someone your age to: steal anything?	43
83	How wrong do you think it is for someone your age to: pick a fight with someone?	43
84	How wrong do you think it is for someone your age to: attack someone with the idea of seriously hurting them?	44
85	How wrong do you think it is for someone your age to: stay away from school all day when their parents think they are at school?	44
86	How wrong do you think it is for someone your age to: drink beer, wine or hard liquor (for example, vodka, whiskey, or gin) regularly?	44
87	How wrong do you think it is for someone your age to: smoke cigarettes?	45
88	How wrong do you think it is for someone your age to: smoke marijuana?	45

89	How wrong do you think it is for someone your age to: use prescription drugs or non-prescription drugs for the purpose of getting high?	45
90	How wrong do you think it is for someone your age to: use synthetic marijuana (K2, spice) or bath salts?	46
91	How wrong do you think it is for someone your age to: use LSD, cocaine, amphetamines or another illegal drug?	46
92	How wrong do you think it is for someone your age to: use e-cigarettes, e-cigars or e-hookahs (vaping)?	46
93	At school during the past 12 months, did you receive help from the resource teacher, speech therapist or other special education teacher?	47
94	How many times in the past year (12 months) have you: been suspended from school?	47
95	How many times in the past year (12 months) have you: carried a handgun?	47
96	How many times in the past year (12 months) have you: sold illegal drugs?	48
97	How many times in the past year (12 months) have you: stolen or tried to steal a motor vehicle such as a car or motorcycle?	48
98	How many times in the past year (12 months) have you: participated in clubs, organizations or activities at school?	48
99	How many times in the past year (12 months) have you: been arrested?	49
100	How many times in the past year (12 months) have you: attacked someone with the idea of seriously hurting them?	49
101	How many times in the past year (12 months) have you: been drunk or high at school?	49
102	How many times in the past year (12 months) have you: taken a handgun to school?	50
103	How many times in the past year (12 months) have you: used e-cigarettes, e-cigars, or e-hookahs (vaping)?	50
104	Are you currently on probation, or assigned a probation officer with Juvenile Court?	50
105	Have you ever belonged to a gang?	51
106	If you have ever belonged to a gang, did that gang have a name?	51
107	You are at a party at someone's house, and one of your friends offers you a drink containing alcohol. What would you say or do?	51
108	How often do you attend religious services or activities?	52
109	I think sometimes it's okay to cheat at school.	52
110	It is important to think before you act.	52
111	Sometimes I think that life is not worth it.	53
112	At times I think I am no good at all.	53
113	All in all, I am inclined to think that I am a failure.	53
114	In the past year, have you felt depressed or sad MOST days, even if you felt okay sometimes?	54
115	It is all right to beat up people if they start the fight.	54



116	I think it is okay to take something without asking if you can get away with it. . . . .	54
117	Where do you get the most information about living a drug and alcohol free life? Parents/guardians . . . . .	55
118	Where do you get the most information about living a drug and alcohol free life? Friends . . . . .	55
119	Where do you get the most information about living a drug and alcohol free life? Family members . . . . .	55
120	Where do you get the most information about living a drug and alcohol free life? School . . . . .	56
121	Where do you get the most information about living a drug and alcohol free life? Internet . . . . .	56
122	Where do you get the most information about living a drug and alcohol free life? TV . . . . .	56
123	Where do you get the most information about living a drug and alcohol free life? Social media . . . . .	57
124	How much do you think people risk harming themselves (physically or in other ways) if they: smoked one or more packs of cigarettes per day? . . . . .	57
125	How much do you think people risk harming themselves (physically or in other ways) if they: try marijuana once or twice? . . . . .	57
126	How much do you think people risk harming themselves (physically or in other ways) if they: smoke marijuana once or twice a week? . . . . .	58
127	How much do you think people risk harming themselves (physically or in other ways) if they: take one or two drinks of an alcoholic beverage (beer, wine, liquor) nearly every day? . . . . .	58
128	How much do you think people risk harming themselves (physically or in other ways) if they: have five or more drinks of an alcoholic beverage once or twice a weekend? . . . . .	58
129	How much do you think people risk harming themselves (physically or in other ways) if they: use prescription drugs that are not prescribed to them? . . . . .	59
130	How much do you think people risk harming themselves (physically or in other ways) if they: use non-prescription drugs to get high? . . . . .	59
131	How much do you think people risk harming themselves (physically or in other ways) if they: use e-cigarettes, e-cigars, or e-hookahs? . . . . .	59
132	Have you ever used smokeless tobacco (chew, snuff, plug, dipping tobacco, or chewing tobacco)? . . . . .	60
133	How often have you used smokeless tobacco during the past 30 days? . . . . .	60
134	Have you ever smoked cigarettes? . . . . .	60
135	How frequently have you smoked cigarettes during the past 30 days? . . . . .	61
136	Which statement best describes rules about smoking inside your home or your family cars? . . . . .	61
137	Have you ever used e-cigarettes, e-cigars, or e-hookahs (vaping)? . . . . .	61

138	How frequently have you used e-cigarettes, e-cigars, or e-hookahs (vaping)? . . . . .	62
139	During this school year, were you taught in any of your classes about the dangers of tobacco use? . . . . .	62
140	During the past 12 months, have you participated in any community activities to discourage people your age from using cigarettes, chewing tobacco, snuff, dip or cigars, e-cigarettes, e-cigars, or e-hookahs? . . . . .	62
141	Think back over the last two weeks. How many times have you had five or more alcoholic drinks in a row? . . . . .	63
142	During the past 30 days, how many times did you ride in a car or other vehicle driven by someone who had been drinking alcohol or using drugs to get high? . . . . .	63
143	During the past 30 days, how many times did you drive a car or other vehicle when you had been drinking alcohol or using drugs to get high? . . . . .	63
144	If you drank alcohol (not just a sip or taste) in the past year, where did you usually drink it? . . . . .	64
145	How do you feel about someone your age having one or two drinks of an alcoholic beverage nearly every day? . . . . .	64
146	On how many occasions have you had alcoholic beverages (beer, wine or hard liquor) to drink in your lifetime - more than just a few sips? . . . . .	64
147	On how many occasions have you drunk one or more drinks of an alcoholic beverage during the past 30 days? . . . . .	65
148	On how many occasions have you used marijuana (grass, pot) or hashish (hash, hash oil) in your lifetime? . . . . .	65
149	On how many occasions have you used marijuana (grass, pot) or hashish (hash, hash oil) during the past 30 days? . . . . .	65
150	On how many occasions have you used LSD or other psychedelics in your lifetime? . . . . .	66
151	On how many occasions have you used LSD or other psychedelics during the past 30 days? . . . . .	66
152	On how many occasions have you used cocaine or crack in your lifetime? . . . . .	66
153	On how many occasions have you used cocaine or crack during the past 30 days? . . . . .	67
154	On how many occasions have you sniffed glue, breathed the contents of an aerosol spray can, or inhaled other gases or sprays, in order to get high in your lifetime? . . . . .	67
155	On how many occasions have you sniffed glue, breathed the contents of an aerosol spray can, or inhaled other gases or sprays, in order to get high during the past 30 days? . . . . .	67
156	On how many occasions have you used Pegaramide (peg, Peggy, etc.) in your lifetime? . . . . .	68

157	On how many occasions have you used Pegaramide (peg, Peggy, etc.) during the past 30 days? . . . . .	68
158	On how many occasions have you used synthetic marijuana (K2, spice) in your lifetime? . . . . .	68
159	On how many occasions have you used synthetic marijuana (K2, spice) during the past 30 days? . . . . .	69
160	On how many occasions have you used methamphetamines (meth, speed, crank, crystal meth) in your lifetime? . . . . .	69
161	On how many occasions have you used methamphetamines (meth, speed, crank, crystal meth) in the past 30 days? . . . . .	69
162	On how many occasions have you used other chemical products (bath salts, plant food, etc.) in your lifetime? . . . . .	70
163	On how many occasions have you used other chemical products (bath salts, plant food, etc.) during the past 30 days? . . . . .	70
164	On how many occasions have you used heroin or other opiates in your lifetime? . . . . .	70
165	On how many occasions have you used heroin or other opiates during the past 30 days? . . . . .	71
166	On how many occasions have you used MDMA ('X', 'E', or ecstasy) in your lifetime? . . . . .	71
167	On how many occasions have you used MDMA ('X', 'E', or ecstasy) during the past 30 days? . . . . .	71
168	On how many occasions have you taken prescription drugs (such as Valium, Xanax, Ritalin, Adderall, OxyContin, Tramadol, or sleeping pills) not prescribed to you in your lifetime? . . . . .	72
169	On how many occasions have you taken prescription drugs (such as Valium, Xanax, Ritalin, Adderall, OxyContin, Tramadol, or sleeping pills) not prescribed to you during the past 30 days? . . . . .	72
170	On how many occasions have you taken non-prescription medicines such as diet pills (for example, Dietac, Dexatrim or Prolamine), stay-awake pills (for example No-Doz, Vivarin, or Wake), or cough or cold medicines (robos, DXM, etc.) to get high in your lifetime? . . . . .	72
171	On how many occasions have you taken non-prescription medicines such as diet pills (for example, Dietac, Dexatrim or Prolamine), stay-awake pills (for example No-Doz, Vivarin, or Wake), or cough or cold medicines (robos, DXM, etc.) to get high during the past 30 days? . . . . .	73
172	On how many occasions have you been drunk or very high from drinking alcoholic beverages during the past 30 days? . . . . .	73
173	On how many occasions have you drunk flavored alcoholic beverages, sometimes called 'alcopops' (like Mike's Hard Lemonade, Smirnoff Ice, Bacardi Breezers, etc.) in your lifetime? . . . . .	73
174	On how many occasions have you drunk flavored alcoholic beverages, sometimes called 'alcopops' (like Mike's Hard Lemonade, Smirnoff Ice, Bacardi Breezers, etc.) during the past 30 days? . . . . .	74

175	If you smoked cigarettes (not just a puff or drag) in the past year, how did you usually get them? . . . . .	74
176	If you used e-cigarettes, e-cigars, or e-hookahs (not just a puff or drag) in the past year, how did you usually get them? - I did not use e-cigarettes, e-cigars, or e-hookahs in the past year . . . . .	75
177	If you used e-cigarettes, e-cigars, or e-hookahs (not just a puff or drag) in the past year, how did you usually get them? - I bought them in a store such as a convenience store, supermarket, discount store, or gas station . . . . .	75
178	If you used e-cigarettes, e-cigars, or e-hookahs (not just a puff or drag) in the past year, how did you usually get them? - I got them on the Internet . . . . .	75
179	If you used e-cigarettes, e-cigars, or e-hookahs (not just a puff or drag) in the past year, how did you usually get them? - I got them at a store that sells electronic cigarettes, such as a "vape shop" . . . . .	75
180	If you used e-cigarettes, e-cigars, or e-hookahs (not just a puff or drag) in the past year, how did you usually get them? - I got them from a family member . . . . .	76
181	If you used e-cigarettes, e-cigars, or e-hookahs (not just a puff or drag) in the past year, how did you usually get them? - I got them from a friend . . . . .	76
182	If you used e-cigarettes, e-cigars, or e-hookahs (not just a puff or drag) in the past year, how did you usually get them? - A stranger got them for me . . . . .	76
183	If you used e-cigarettes, e-cigars, or e-hookahs (not just a puff or drag) in the past year, how did you usually get them? - I took them from a store or shop . . . . .	76
184	If you used e-cigarettes, e-cigars, or e-hookahs (not just a puff or drag) in the past year, how did you usually get them? - I got them some other way . . . . .	77
185	If you used marijuana (grass, pot) (not just a puff or drag) in the past year, how did you usually get it? - I did not use marijuana (grass, pot) in the past year . . . . .	77
186	If you used marijuana (grass, pot) (not just a puff or drag) in the past year, how did you usually get it? - I bought it myself . . . . .	77
187	If you used marijuana (grass, pot) (not just a puff or drag) in the past year, how did you usually get it? - I got it from someone at school . . . . .	77
188	If you used marijuana (grass, pot) (not just a puff or drag) in the past year, how did you usually get it? - I got it from someone with a medical marijuana card . . . . .	78
189	If you used marijuana (grass, pot) (not just a puff or drag) in the past year, how did you usually get it? - I got it from my brother or sister . . . . .	78

190	If you used marijuana (grass, pot) (not just a puff or drag) in the past year, how did you usually get it? - I got it from another relative	78
191	If you used marijuana (grass, pot) (not just a puff or drag) in the past year, how did you usually get it? - Other	78
192	If you drank alcohol (not just a sip or taste) in the past year, how did you usually get it?	79
193	If you used prescription drugs or over the counter drugs without a doctor telling you to use it or for the purpose of getting high, where did you get these drugs? - Did not use	79
194	If you used prescription drugs or over the counter drugs without a doctor telling you to use it or for the purpose of getting high, where did you get these drugs? - Bought or took from store or shop	80
195	If you used prescription drugs or over the counter drugs without a doctor telling you to use it or for the purpose of getting high, where did you get these drugs? - Got from parents with permission	80
196	If you used prescription drugs or over the counter drugs without a doctor telling you to use it or for the purpose of getting high, where did you get these drugs? - Got from home without permission	80
197	If you used prescription drugs or over the counter drugs without a doctor telling you to use it or for the purpose of getting high, where did you get these drugs? - Got from relative with permission	80
198	If you used prescription drugs or over the counter drugs without a doctor telling you to use it or for the purpose of getting high, where did you get these drugs? - Got from relative without permission	81
199	If you used prescription drugs or over the counter drugs without a doctor telling you to use it or for the purpose of getting high, where did you get these drugs? - Got from friend's home with permission	81
200	If you used prescription drugs or over the counter drugs without a doctor telling you to use it or for the purpose of getting high, where did you get these drugs? - Got from friend's home without permission	81
201	If you used prescription drugs or over the counter drugs without a doctor telling you to use it or for the purpose of getting high, where did you get these drugs? - Got from friend at school	81
202	If you used prescription drugs or over the counter drugs without a doctor telling you to use it or for the purpose of getting high, where did you get these drugs? - Got from friend at party	82
203	If you used prescription drugs or over the counter drugs without a doctor telling you to use it or for the purpose of getting high, where did you get these drugs? - Got from friend, elsewhere	82
204	If you used prescription drugs or over the counter drugs without a doctor telling you to use it or for the purpose of getting high, where did you get these drugs? - Got from internet sale	82
205	During the last month, about how many marijuana cigarettes, or the equivalent, did you smoke a day, on the average?	83

206	How wrong do your friends feel it would be for YOU to: have one or two drinks of an alcoholic beverage nearly every day?	83
207	How wrong do your friends feel it would be for YOU to: smoke tobacco?	83
208	How wrong do your friends feel it would be for YOU to: smoke marijuana?	84
209	How wrong do your friends feel it would be for YOU to: use prescription drugs not prescribed to you?	84
210	How wrong would most adults (over 21) in your neighborhood think it is for kids your age: to use marijuana?	84
211	How wrong would most adults (over 21) in your neighborhood think it is for kids your age: to drink alcohol?	85
212	How wrong would most adults (over 21) in your neighborhood think it is for kids your age: to smoke cigarettes?	85
213	How much do each of the following statements describe your neighborhood? crime and/or drug selling	85
214	How much do each of the following statements describe your neighborhood? fights	86
215	How much do each of the following statements describe your neighborhood? lots of empty or abandoned buildings	86
216	How much do each of the following statements describe your neighborhood? lots of graffiti	86
217	I feel safe in my neighborhood.	87
218	If a kid smoked marijuana in your neighborhood would he or she be caught by the police?	87
219	If a kid drank some beer, wine or hard liquor (for example, vodka, whiskey, or gin) in your neighborhood would he or she be caught by the police?	87
220	If a kid carried a handgun in your neighborhood would he or she be caught by the police?	88
221	If you wanted to get some cigarettes, how easy would it be for you to get some?	88
222	If you wanted to get some beer, wine or hard liquor (for example, vodka, whiskey, or gin), how easy would it be for you to get some?	88
223	If you wanted to get a drug like cocaine, LSD, or amphetamines, how easy would it be for you to get some?	89
224	If you wanted to get a handgun, how easy would it be for you to get one?	89
225	If you wanted to get some marijuana, how easy would it be for you to get some?	89
226	If you wanted to get prescription drugs for the purpose of getting high, how easy would it be for you to get some?	90
227	If you wanted to get synthetic marijuana such as K2 or chemical products such as bath salts to get high, how easy would it be for you to get some?	90



228	If you wanted to get steroids to use or to enhance athletic performance, how easy would it be for you to get some? . . . . .	90
229	If you wanted to get e-cigarettes, e-cigars, or e-hookahs, how easy would it be for you to get some? . . . . .	91
230	During the past 12 months, have you participated in any alcohol prevention programs or seen any alcohol prevention messages in your school or community? Yes, a school-based program focused on preventing underage drinking and/or drinking and driving. . . . .	91
231	During the past 12 months, have you participated in any alcohol prevention programs or seen any alcohol prevention messages in your school or community? Yes, a community-based program focused on preventing underage drinking and/or drinking and driving (for example, through your church or temple or through youth groups like Boys and Girls Club or 4-H). . . . .	91
232	During the past 12 months, have you participated in any alcohol prevention programs or seen any alcohol prevention messages in your school or community? Yes, a media campaign addressing underage drinking and/or drinking and driving (for example, newspaper ads, posters, pamphlets, radio, TV). . . . .	92
233	During the past 12 months, have you participated in any alcohol prevention programs or seen any alcohol prevention messages in your school or community? No . . . . .	92
234	How wrong do your parents feel it would be for YOU to: have one or two drinks of an alcoholic beverage nearly every day? . . . . .	92
235	How wrong do your parents feel it would be for YOU to: smoke tobacco? . . . . .	92
236	How wrong do your parents feel it would be for YOU to: smoke marijuana? . . . . .	93
237	How wrong do your parents feel it would be for YOU to: use prescription drugs not prescribed to you? . . . . .	93
238	How wrong do your parents feel it would be for YOU to: steal something? . . . . .	93
239	How wrong do your parents feel it would be for YOU to: draw graffiti, write things, or draw pictures on buildings or other property (without the owner's permission)? . . . . .	94
240	How wrong do your parents feel it would be for YOU to: pick a fight with someone? . . . . .	94
241	During the past 12 months, have you talked with at least one of your parents about the dangers of underage drinking and/or drinking and driving? By parents, we mean either your biological parents, adoptive parents, stepparents, or adult guardians - whether or not they live with you. . . . .	94
242	The rules in my family are clear. . . . .	95
243	People in my family have serious arguments about the same things, and often insult or yell at each other. . . . .	95

244	When I am not at home, one of my parents knows where I am and who I am with. . . . .	95
245	My family has clear rules about alcohol and drug use. . . . .	96
246	If you skipped school would you be caught by your parents? . . . . .	96
247	My parents ask if I've gotten my homework done. . . . .	96
248	Would your parents know if you did not come home on time? . . . . .	97
249	Do you know how to properly dispose of leftover prescription drugs? . . . . .	97
250	Have any of your brothers or sisters ever: drunk beer, wine or hard liquor (for example, vodka, whiskey or gin)? . . . . .	97
251	Have any of your brothers or sisters ever: smoked marijuana? . . . . .	97
252	Have any of your brothers or sisters ever: smoked cigarettes? . . . . .	98
253	Have any of your brothers or sisters ever: taken a handgun to school? . . . . .	98
254	Have any of your brothers or sisters ever: been suspended or expelled from school? . . . . .	98
255	Have any of your brothers or sisters ever: used e-cigarettes, e-cigars or e-hookahs (vaping)? . . . . .	98
256	Have any of your brothers or sisters ever: used prescription drugs not prescribed to him/her? . . . . .	99
257	Have you changed homes in the past year (the last 12 months)? . . . . .	99
258	How many times have you changed homes since kindergarten? . . . . .	99
259	Have you changed schools (including changing from elementary to middle and middle to high school) in the past year? . . . . .	99
260	How many times have you changed schools since kindergarten (including changing from elementary to middle and middle to high school)? . . . . .	100
261	Has anyone in your family ever had severe alcohol or drug problems? . . . . .	100
262	About how many adults (over 21) have you known personally who in the past year have: used marijuana, crack, cocaine, or other drugs? . . . . .	100
263	About how many adults (over 21) have you known personally who in the past year have: sold or dealt drugs? . . . . .	101
264	About how many adults (over 21) have you known personally who in the past year have: done other things that could get them in trouble with the police, like stealing, selling stolen goods, mugging or assaulting others, etc.? . . . .	101
265	About how many adults (over 21) have you known personally who in the past year have: gotten drunk or high? . . . . .	101
266	How honest were you in filling out this survey? . . . . .	102

List of Figures

1	Grade Chart . . . . .	12
2	Gender Chart . . . . .	13
3	Age Chart . . . . .	14

# 1 INTRODUCTION

This report was generated from data collected on the *2019 Arkansas Prevention Needs Assessment Student Survey*. This report contains basic frequency tables of all data collected and graphs on the selected demographic variables of grade, gender and age.

Questions regarding the information found in this report can be directed to:

**International Survey Associates dba Pride Surveys**

Mr. Jay Gleaton

2140 Newmarket Parkway

Suite 116

Marietta, GA 30067

Telephone: (800) 279-6361

Fax: (770) 726-9327

Website: <http://www.pridesurveys.com>

# Grade Chart

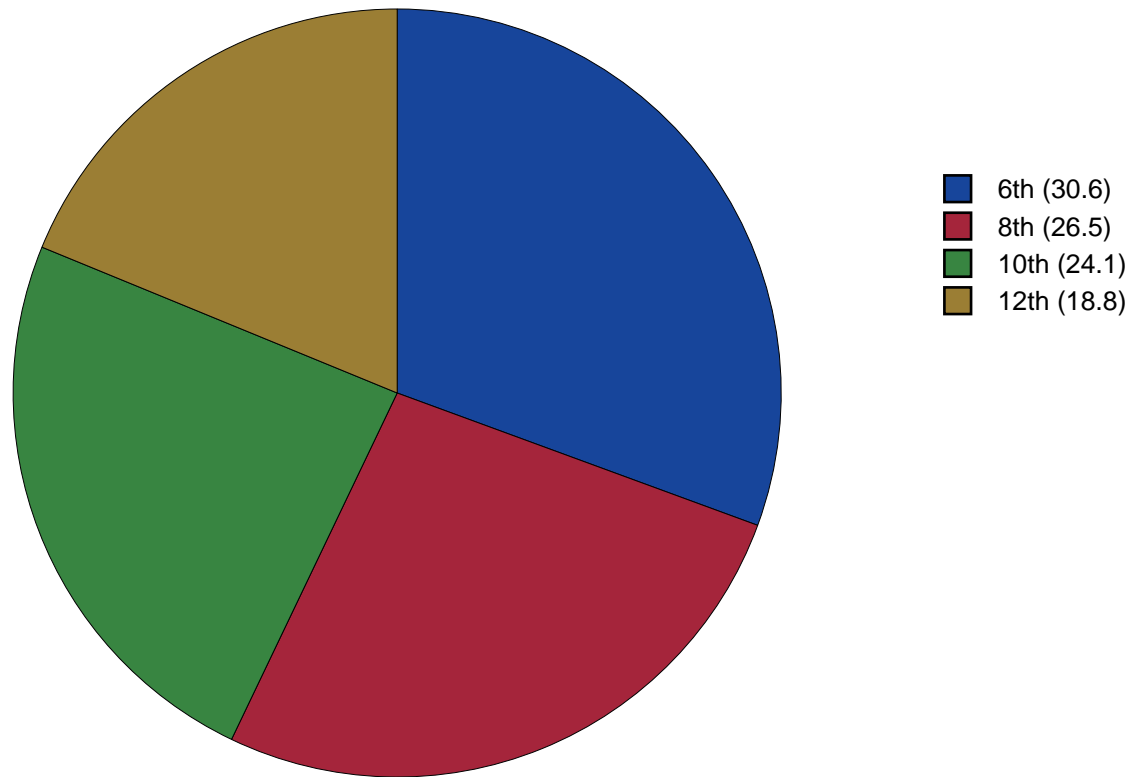


Figure 1: Grade Chart

## Gender Chart

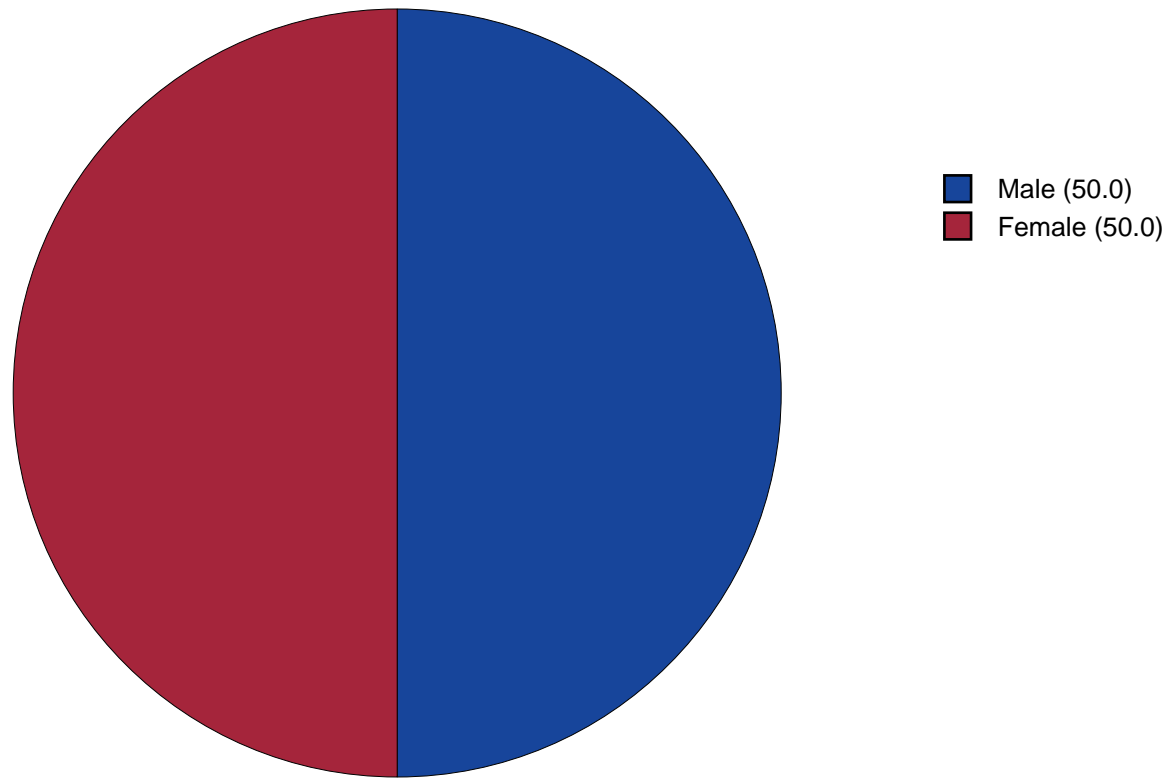


Figure 2: Gender Chart



# Age Chart

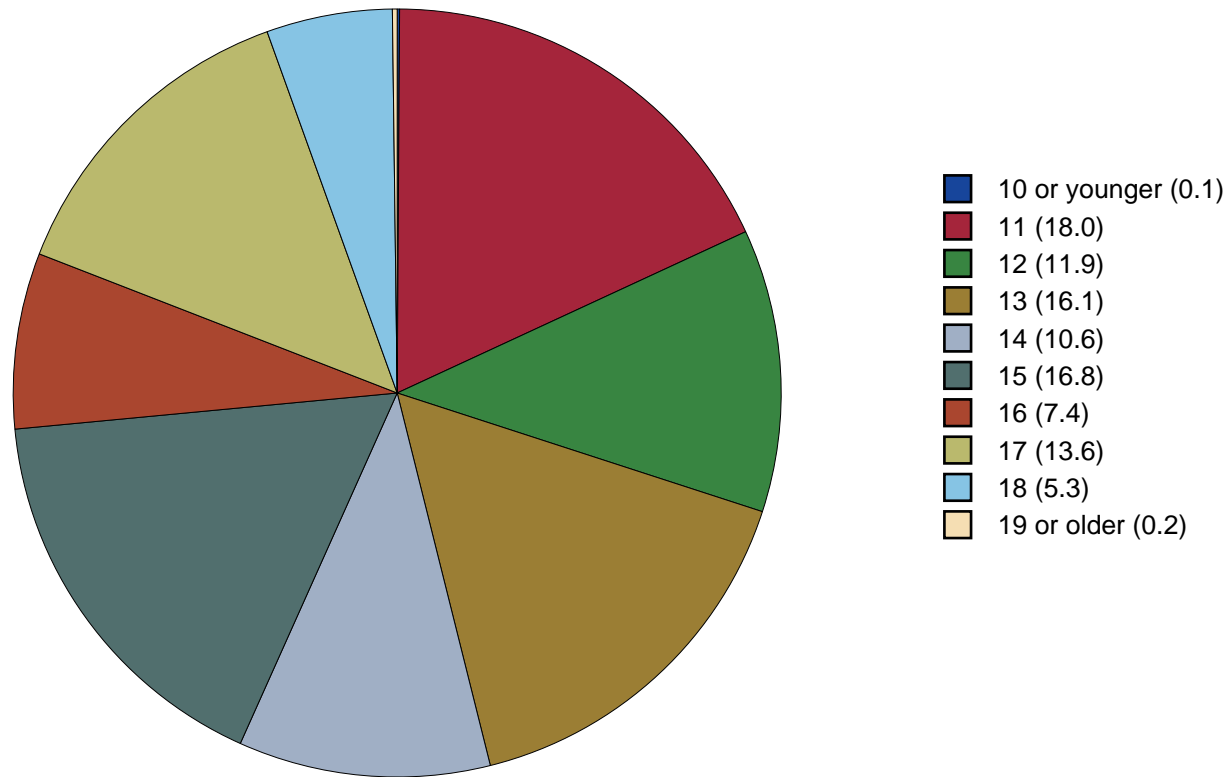


Figure 3: Age Chart

## 2 PERCENTAGE TABLES

The following tables contain frequency distribution detailing how your students responded to each question on the survey. The tables appear in the same order as the questions on the survey. The tables include breakdowns by grade level as well as overall percentages. The *N of Valid* row is a frequency count of the number of valid responses to each question for each grade and overall. The *N of Miss* row is a frequency count of the number of invalid (marked more than one response) or missing (i.e. did not respond) responses to each question for each grade and overall.

For the questions that allowed more than one response (i.e. race, live with, etc.) each response becomes a separate table. If a student did not mark the response, that was counted as a NO response, and if they did mark the response, that was counted as a YES response. Since a non response is a valid response for these questions, the *N of Miss* will always be zero for these questions.

Table 1: Gender



Response	6	8	10	12	Total	
Male	50.4	50.6	48.9	49.9	50.0	
Female	49.6	49.4	51.1	50.1	50.0	
N of Valid	1855	1590	1444	1129	6018	
N of Miss	32	44	39	33	148	

Table 2: Age











Response	6	8	10	12	Total	
10 or younger	0.2	0.0	0.0	0.0	0.1	
11	58.8	0.0	0.0	0.0	18.0	
12	38.5	0.4	0.0	0.0	11.9	
13	2.4	58.1	0.0	0.0	16.1	
14	0.1	39.7	0.4	0.0	10.6	
15	0.0	1.8	67.6	0.2	16.8	
16	0.0	0.0	29.8	1.1	7.4	
17	0.0	0.0	2.2	69.6	13.6	
18	0.0	0.0	0.1	27.9	5.3	
19 or older	0.0	0.0	0.0	1.1	0.2	
N of Valid	1877	1624	1475	1156	6132	
N of Miss	10	10	8	6	34	

Table 3: Are you Hispanic or Latino?



Response	6	8	10	12	Total	
No	74.4	76.8	75.7	74.3	75.3	
Yes	25.6	23.2	24.3	25.7	24.7	
N of Valid	1783	1593	1451	1140	5967	
N of Miss	104	41	32	22	199	

Table 4: What is your race? Black or African American



Response	6	8	10	12	Total	
No	88.7	89.5	89.9	91.5	89.7	
Yes	11.3	10.5	10.1	8.5	10.3	
N of Valid	1838	1604	1451	1128	6021	
N of Miss	0	0	0	0	0	

Table 5: What is your race? Asian



Response	6	8	10	12	Total	
No	95.6	94.6	94.0	92.9	94.5	
Yes	4.4	5.4	6.0	7.1	5.5	
N of Valid	1838	1604	1451	1128	6021	
N of Miss	0	0	0	0	0	

Table 6: What is your race? American Indian



Response	6	8	10	12	Total	
No	87.6	88.3	90.8	92.6	89.5	
Yes	12.4	11.7	9.2	7.4	10.5	
N of Valid	1838	1604	1451	1128	6021	
N of Miss	0	0	0	0	0	

Table 7: What is your race? Alaska Native



Response	6	8	10	12	Total	
No	99.7	99.7	99.7	99.7	99.7	
Yes	0.3	0.3	0.3	0.3	0.3	
N of Valid	1838	1604	1451	1128	6021	
N of Miss	0	0	0	0	0	

Table 8: What is your race? White



Response	6	8	10	12	Total	
No	37.2	30.0	26.6	27.1	30.8	
Yes	62.8	70.0	73.4	72.9	69.2	
N of Valid	1838	1604	1451	1128	6021	
N of Miss	0	0	0	0	0	

Table 9: What is your race? Native Hawaiian or Other Pacific Islander



Response	6	8	10	12	Total	
No	99.2	98.8	99.0	99.5	99.1	
Yes	0.8	1.2	1.0	0.5	0.9	
N of Valid	1838	1604	1451	1128	6021	
N of Miss	0	0	0	0	0	

Table 10: What is your race? Other



Response	6	8	10	12	Total	
No	72.6	77.2	83.2	85.5	78.8	
Yes	27.4	22.8	16.8	14.5	21.2	
N of Valid	1838	1604	1451	1128	6021	
N of Miss	0	0	0	0	0	



Table 11: What is the highest level of schooling completed by your mother or father?









Response	6	8	10	12	Total	
Completed grade school or less	3.5	3.1	3.8	4.1	3.6	
Some high school	4.5	8.0	11.5	16.9	9.5	
Completed high school	12.3	16.7	20.2	21.1	17.1	
Some college	9.2	12.7	14.7	15.0	12.6	
Completed college	18.2	24.2	23.9	21.9	21.9	
Graduate or professional school after college	9.0	6.9	10.4	10.0	9.0	
Don't know	41.9	26.3	13.6	9.4	24.6	
Does not apply	1.3	2.1	1.8	1.6	1.7	
N of Valid	1804	1603	1467	1156	6030	
N of Miss	83	31	16	6	136	

Table 12: Think of where you live most of the time. Which of the following people live there with you? Mother



Response	6	8	10	12	Total	
No	13.9	17.2	16.5	18.1	16.2	
Yes	86.1	82.8	83.5	81.9	83.8	
N of Valid	1868	1622	1476	1156	6122	
N of Miss	0	0	0	0	0	

Table 13: Think of where you live most of the time. Which of the following people live there with you? Stepmother



Response	6	8	10	12	Total	
No	93.4	93.1	94.0	94.6	93.7	
Yes	6.6	6.9	6.0	5.4	6.3	
N of Valid	1868	1622	1476	1156	6122	
N of Miss	0	0	0	0	0	

Table 14: Think of where you live most of the time. Which of the following people live there with you? Foster Mother

Response	6	8	10	12	Total	
No	98.9	99.0	98.7	99.2	99.0	
Yes	1.1	1.0	1.3	0.8	1.0	
N of Valid	1868	1622	1476	1156	6122	
N of Miss	0	0	0	0	0	

Table 15: Think of where you live most of the time. Which of the following people live there with you? Grandmother

Response	6	8	10	12	Total	
No	85.2	85.8	88.1	88.8	86.7	
Yes	14.8	14.2	11.9	11.2	13.3	
N of Valid	1868	1622	1476	1156	6122	
N of Miss	0	0	0	0	0	

Table 16: Think of where you live most of the time. Which of the following people live there with you? Aunt

Response	6	8	10	12	Total	
No	95.3	95.0	97.0	96.6	95.9	
Yes	4.7	5.0	3.0	3.4	4.1	
N of Valid	1868	1622	1476	1156	6122	
N of Miss	0	0	0	0	0	

Table 17: Think of where you live most of the time. Which of the following people live there with you? Father

Response	6	8	10	12	Total	
No	41.1	40.4	41.3	42.3	41.2	
Yes	58.9	59.6	58.7	57.7	58.8	
N of Valid	1868	1622	1476	1156	6122	
N of Miss	0	0	0	0	0	

Table 18: Think of where you live most of the time. Which of the following people live there with you? Stepfather



Response	6	8	10	12	Total	
No	83.1	84.8	85.8	85.0	84.6	
Yes	16.9	15.2	14.2	15.0	15.4	
N of Valid	1868	1622	1476	1156	6122	
N of Miss	0	0	0	0	0	

Table 19: Think of where you live most of the time. Which of the following people live there with you? Foster Father



Response	6	8	10	12	Total	
No	99.5	99.0	99.1	99.4	99.2	
Yes	0.5	1.0	0.9	0.6	0.8	
N of Valid	1868	1622	1476	1156	6122	
N of Miss	0	0	0	0	0	

Table 20: Think of where you live most of the time. Which of the following people live there with you? Grandfather



Response	6	8	10	12	Total	
No	90.0	91.1	93.4	94.1	91.9	
Yes	10.0	8.9	6.6	5.9	8.1	
N of Valid	1868	1622	1476	1156	6122	
N of Miss	0	0	0	0	0	

Table 21: Think of where you live most of the time. Which of the following people live there with you? Uncle



Response	6	8	10	12	Total	
No	94.1	94.6	96.8	96.8	95.4	
Yes	5.9	5.4	3.2	3.2	4.6	
N of Valid	1868	1622	1476	1156	6122	
N of Miss	0	0	0	0	0	

Table 22: Think of where you live most of the time. Which of the following people live there with you? Other Adults



Response	6	8	10	12	Total	
No	97.1	98.3	97.8	97.7	97.7	
Yes	2.9	1.7	2.2	2.3	2.3	
N of Valid	1868	1622	1476	1156	6122	
N of Miss	0	0	0	0	0	

Table 23: Think of where you live most of the time. Which of the following people live there with you? Brother(s)



Response	6	8	10	12	Total	
No	50.1	49.3	54.3	56.7	52.1	
Yes	49.9	50.7	45.7	43.3	47.9	
N of Valid	1868	1622	1476	1156	6122	
N of Miss	0	0	0	0	0	

Table 24: Think of where you live most of the time. Which of the following people live there with you? Stepbrother(s)



Response	6	8	10	12	Total	
No	93.8	94.0	95.6	95.8	94.7	
Yes	6.2	6.0	4.4	4.2	5.3	
N of Valid	1868	1622	1476	1156	6122	
N of Miss	0	0	0	0	0	

Table 25: Think of where you live most of the time. Which of the following people live there with you? Sister(s)



Response	6	8	10	12	Total	
No	49.5	52.4	57.7	61.5	54.5	
Yes	50.5	47.6	42.3	38.5	45.5	
N of Valid	1868	1622	1476	1156	6122	
N of Miss	0	0	0	0	0	

Table 26: Think of where you live most of the time. Which of the following people live there with you? Stepsister(s)



Response	6	8	10	12	Total	
No	93.6	94.9	94.5	97.3	94.9	
Yes	6.4	5.1	5.5	2.7	5.1	
N of Valid	1868	1622	1476	1156	6122	
N of Miss	0	0	0	0	0	

Table 27: Think of where you live most of the time. Which of the following people live there with you? Other Children



Response	6	8	10	12	Total	
No	95.1	94.6	94.6	94.5	94.8	
Yes	4.9	5.4	5.4	5.5	5.2	
N of Valid	1868	1622	1476	1156	6122	
N of Miss	0	0	0	0	0	

Table 28: In my school, students have lots of chances to help decide things like class activities and rules.





Response	6	8	10	12	Total	
NO!	12.0	10.4	8.1	10.5	10.3	
no	34.8	34.0	32.9	29.7	33.1	
yes	46.3	49.2	49.7	46.6	47.9	
YES!	7.0	6.4	9.4	13.2	8.6	
N of Valid	1832	1613	1465	1151	6061	
N of Miss	55	21	18	11	105	

Table 29: Teachers ask me to work on special classroom projects.





Response	6	8	10	12	Total	
NO!	9.1	8.3	8.0	8.5	8.5	
no	38.8	45.0	47.4	38.9	42.6	
yes	40.3	40.6	38.2	42.2	40.2	
YES!	11.8	6.1	6.3	10.4	8.7	
N of Valid	1803	1591	1455	1142	5991	
N of Miss	84	43	28	20	175	



Table 30: My teacher(s) notices when I am doing a good job and lets me know about it.

Response	6	8	10	12	Total	
NO!	3.7	5.3	7.1	6.8	5.5	
no	18.9	27.7	28.3	25.8	24.8	
yes	52.4	53.2	52.1	50.8	52.2	
YES!	25.0	13.8	12.5	16.7	17.4	
N of Valid	1821	1589	1444	1133	5987	
N of Miss	66	45	39	29	179	

Table 31: There are lots of chances for students in my school to get involved in sports, clubs, and other school activities outside of class.

Response	6	8	10	12	Total	
NO!	3.5	0.8	1.2	1.5	1.8	
no	12.3	5.2	4.2	5.8	7.2	
yes	43.5	44.5	39.3	43.8	42.8	
YES!	40.7	49.5	55.3	49.0	48.1	
N of Valid	1837	1601	1464	1144	6046	
N of Miss	50	33	19	18	120	

Table 32: There are lots of chances for students in my school to talk with a teacher one-on-one.

Response	6	8	10	12	Total	
NO!	3.6	3.1	3.8	3.8	3.6	
no	13.3	17.2	18.1	16.7	16.1	
yes	45.2	52.0	52.1	53.7	50.3	
YES!	37.9	27.7	26.0	25.8	30.0	
N of Valid	1828	1607	1465	1146	6046	
N of Miss	59	27	18	16	120	

Table 33: I feel safe at my school.

Response	6	8	10	12	Total	
NO!	4.1	6.5	5.3	5.3	5.3	
no	9.6	13.7	14.3	12.7	12.4	
yes	42.0	54.3	61.7	61.5	53.7	
YES!	44.3	25.5	18.6	20.4	28.6	
N of Valid	1828	1593	1458	1146	6025	
N of Miss	59	41	25	16	141	

Table 34: The school lets my parents know when I have done something well.

Response	6	8	10	12	Total	
NO!	9.5	14.3	21.4	22.8	16.2	
no	33.7	45.4	47.6	45.8	42.5	
yes	41.3	33.0	25.6	26.2	32.4	
YES!	15.5	7.3	5.4	5.2	9.0	
N of Valid	1824	1592	1460	1143	6019	
N of Miss	63	42	23	19	147	

Table 35: My teachers praise me when I work hard in school.

Response	6	8	10	12	Total	
NO!	10.6	12.3	13.4	10.9	11.8	
no	30.1	43.4	44.9	38.4	38.8	
yes	45.2	38.2	35.3	41.6	40.2	
YES!	14.1	6.1	6.4	9.0	9.1	
N of Valid	1794	1586	1455	1142	5977	
N of Miss	93	48	28	20	189	

Table 36: Are your school grades better than the grades of most students in your class?

Response	6	8	10	12	Total	
NO!	11.1	8.2	8.3	6.0	8.7	
no	33.1	30.6	31.6	27.0	30.9	
yes	40.8	46.3	44.5	48.4	44.6	
YES!	15.0	14.9	15.6	18.6	15.8	
N of Valid	1795	1580	1459	1139	5973	
N of Miss	92	54	24	23	193	

Table 37: I have lots of chances to be part of class discussions or activities.

Response	6	8	10	12	Total	
NO!	3.6	2.6	2.0	3.1	2.9	
no	15.5	16.8	13.7	16.3	15.6	
yes	52.0	60.4	62.3	60.6	58.3	
YES!	28.9	20.2	22.0	19.9	23.2	
N of Valid	1830	1593	1463	1145	6031	
N of Miss	57	41	20	17	135	

Table 38: Now thinking back over the past year in school, how often did you: enjoy being in school?

Response	6	8	10	12	Total	
Never	6.7	8.4	9.3	10.7	8.5	
Seldom	13.9	16.6	17.0	17.0	15.9	
Sometimes	34.4	38.8	37.5	40.2	37.4	
Often	24.3	25.2	27.4	23.6	25.2	
Almost always	20.7	11.0	8.8	8.5	13.0	
N of Valid	1847	1604	1463	1145	6059	
N of Miss	40	30	20	17	107	

Table 39: Now thinking back over the past year in school, how often did you: hate being in school?

Response	6	8	10	12	Total	
Never	13.7	5.9	4.4	5.1	7.8	
Seldom	29.8	25.8	22.5	21.0	25.3	
Sometimes	29.4	33.5	38.6	38.2	34.4	
Often	15.1	20.0	20.4	21.9	18.9	
Almost always	12.1	14.8	14.1	13.8	13.6	
N of Valid	1824	1597	1453	1138	6012	
N of Miss	63	37	30	24	154	

Table 40: Now thinking back over the past year in school, how often did you: try to do your best work in school?

Response	6	8	10	12	Total	
Never	0.4	0.6	0.8	1.1	0.7	
Seldom	1.6	1.8	4.0	2.7	2.4	
Sometimes	7.8	14.8	18.0	23.0	15.0	
Often	24.1	31.7	35.2	36.1	31.1	
Almost always	66.1	51.1	42.0	37.1	50.8	
N of Valid	1830	1594	1453	1136	6013	
N of Miss	57	40	30	26	153	

Table 41: How often do you feel that the school work you are assigned is meaningful and important?

Response	6	8	10	12	Total	
Never	4.6	6.1	8.8	9.9	7.0	
Seldom	10.8	20.0	27.4	25.2	20.0	
Sometimes	27.2	34.7	35.2	40.3	33.6	
Often	28.8	27.9	21.5	18.8	24.9	
Almost always	28.5	11.3	7.0	5.8	14.5	
N of Valid	1829	1606	1451	1137	6023	
N of Miss	58	28	32	25	143	

Table 42: Putting them all together, what were your grades like last year?

Response	6	8	10	12	Total	
Mostly F's	1.0	1.2	1.2	0.4	1.0	
Mostly D's	2.2	3.0	4.9	2.0	3.1	
Mostly C's	12.8	13.8	17.6	16.6	15.0	
Mostly B's	37.1	36.7	32.6	35.4	35.6	
Mostly A's	46.9	45.4	43.7	45.6	45.5	
N of Valid	1756	1561	1452	1126	5895	
N of Miss	131	73	31	36	271	

Table 43: How important do you think the things you are learning in school are going to be for your later life?

Response	6	8	10	12	Total	
Very important	38.1	19.0	10.8	10.2	21.2	
Quite important	27.0	26.0	20.3	16.7	23.2	
Fairly important	20.5	32.9	33.1	34.8	29.5	
Slightly important	11.8	18.0	30.2	29.4	21.2	
Not at all important	2.6	4.2	5.7	8.9	5.0	
N of Valid	1849	1604	1455	1141	6049	
N of Miss	38	30	28	21	117	

Table 44: During the LAST FOUR WEEKS how many whole days of school have you missed because you skipped or "cut"?

Response	6	8	10	12	Total	
None	59.5	64.1	71.9	68.0	65.3	
1	14.5	13.2	12.3	11.9	13.1	
2	9.1	8.4	5.9	7.8	7.9	
3	8.8	6.2	3.7	4.1	6.0	
4-5	5.4	5.7	3.8	4.6	4.9	
6-10	2.1	1.8	1.4	2.0	1.8	
11 or more	0.5	0.6	1.0	1.7	0.9	
N of Valid	1841	1607	1463	1139	6050	
N of Miss	46	27	20	23	116	

Table 45: What are the chances you would be seen as cool if you: smoked cigarettes?






Response	6	8	10	12	Total	
No or very little chance	88.2	74.6	71.0	71.3	77.3	
Little chance	6.7	14.0	15.1	14.1	12.1	
Some chance	3.3	6.3	8.3	8.5	6.3	
Pretty good chance	1.0	3.6	3.7	3.9	2.9	
Very good chance	0.7	1.4	1.9	2.2	1.5	
N of Valid	1828	1592	1450	1130	6000	
N of Miss	59	42	33	32	166	

Table 46: What are the chances you would be seen as cool if you: worked hard at school?






Response	6	8	10	12	Total	
No or very little chance	6.1	10.6	14.3	13.6	10.7	
Little chance	9.0	14.9	17.0	16.9	14.0	
Some chance	18.8	24.6	29.1	25.8	24.1	
Pretty good chance	30.4	28.8	23.7	26.4	27.6	
Very good chance	35.6	21.0	15.9	17.3	23.6	
N of Valid	1830	1578	1437	1124	5969	
N of Miss	57	56	46	38	197	

Table 47: What are the chances you would be seen as cool if you: began drinking alcoholic beverages regularly, that is, at least once or twice a month?






Response	6	8	10	12	Total	
No or very little chance	84.9	65.0	46.4	42.3	62.3	
Little chance	8.1	16.0	15.2	15.5	13.3	
Some chance	4.3	10.4	18.5	17.0	11.7	
Pretty good chance	1.4	6.1	13.9	15.8	8.4	
Very good chance	1.2	2.6	6.0	9.4	4.3	
N of Valid	1820	1579	1443	1125	5967	
N of Miss	67	55	40	37	199	

Table 48: What are the chances you would be seen as cool if you: defended someone who was being bullied?

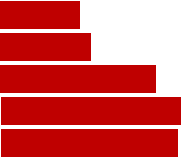
Response	6	8	10	12	Total	
No or very little chance	9.5	10.3	11.5	10.9	10.5	
Little chance	8.7	14.2	13.3	14.1	12.3	
Some chance	17.1	23.9	27.0	25.9	23.0	
Pretty good chance	27.4	28.2	27.9	26.7	27.6	
Very good chance	37.2	23.4	20.3	22.4	26.7	
N of Valid	1826	1583	1446	1125	5980	
N of Miss	61	51	37	37	186	

Table 49: What are the chances you would be seen as cool if you: smoked marijuana?


Response	6	8	10	12	Total	
No or very little chance	87.9	64.5	42.8	41.6	62.0	
Little chance	5.7	11.6	10.7	12.5	9.8	
Some chance	2.9	10.4	13.5	14.5	9.6	
Pretty good chance	1.6	7.0	17.0	14.0	9.1	
Very good chance	1.9	6.4	16.1	17.5	9.5	
N of Valid	1823	1589	1445	1132	5989	
N of Miss	64	45	38	30	177	

Table 50: What are the chances you would be seen as cool if you: carried a handgun?


Response	6	8	10	12	Total	
No or very little chance	80.0	74.9	69.5	71.8	74.6	
Little chance	8.8	10.8	12.6	12.0	10.9	
Some chance	4.9	6.6	8.1	7.7	6.6	
Pretty good chance	2.1	3.5	4.9	4.3	3.6	
Very good chance	4.2	4.2	4.9	4.2	4.4	
N of Valid	1812	1580	1443	1124	5959	
N of Miss	75	54	40	38	207	

Table 51: What are the chances you would be seen as cool if you: used e-cigarettes, e-cigars or e-hookahs (vaping)?






Response	6	8	10	12	Total	
No or very little chance	83.4	58.7	40.9	40.2	58.4	
Little chance	7.2	12.7	11.6	12.1	10.6	
Some chance	3.9	9.9	12.9	13.8	9.5	
Pretty good chance	2.5	9.5	15.6	14.6	9.8	
Very good chance	3.0	9.3	19.1	19.4	11.6	
N of Valid	1817	1575	1444	1125	5961	
N of Miss	70	59	39	37	205	

Table 52: What are the chances you would be seen as cool if you: bullied someone or cyber bullied someone?






Response	6	8	10	12	Total	
No or very little chance	83.4	58.7	40.9	40.2	58.4	
Little chance	7.2	12.7	11.6	12.1	10.6	
Some chance	3.9	9.9	12.9	13.8	9.5	
Pretty good chance	2.5	9.5	15.6	14.6	9.8	
Very good chance	3.0	9.3	19.1	19.4	11.6	
N of Valid	1817	1575	1444	1125	5961	
N of Miss	70	59	39	37	205	

Table 53: Think of your four best friends (the friends you feel closest to). In the past year (12 months), how many of your best friends have: participated in clubs, organizations or activities at school?






Response	6	8	10	12	Total	
0	17.7	12.6	10.8	11.6	13.5	
1	13.7	12.1	10.6	12.9	12.4	
2	20.3	18.4	17.9	16.5	18.5	
3	18.3	16.3	17.5	15.0	16.9	
4	30.0	40.6	43.2	44.0	38.7	
N of Valid	1805	1573	1439	1125	5942	
N of Miss	82	61	44	37	224	



Table 54: Think of your four best friends (the friends you feel closest to). In the past year (12 months), how many of your best friends have: smoked cigarettes?






Response	6	8	10	12	Total	
0	94.5	79.3	73.2	73.3	81.3	
1	4.2	11.6	14.3	12.9	10.2	
2	0.6	5.5	7.1	6.3	4.5	
3	0.3	1.9	1.8	2.7	1.5	
4	0.5	1.8	3.6	4.8	2.4	
N of Valid	1803	1554	1427	1120	5904	
N of Miss	84	80	56	42	262	

Table 55: Think of your four best friends (the friends you feel closest to). In the past year (12 months), how many of your best friends have: tried beer, wine or hard liquor (for example, vodka, whiskey, or gin) when their parents didn't know about it?






Response	6	8	10	12	Total	
0	88.2	62.4	42.0	33.8	60.0	
1	7.4	13.7	16.9	14.6	12.7	
2	2.0	10.2	15.3	15.7	10.0	
3	1.0	5.6	8.8	10.1	5.8	
4	1.4	8.1	17.0	25.8	11.5	
N of Valid	1828	1565	1441	1127	5961	
N of Miss	59	69	42	35	205	

Table 56: Think of your four best friends (the friends you feel closest to). In the past year (12 months), how many of your best friends have: used e-cigarettes, e-cigars, or e-hookahs?






Response	6	8	10	12	Total	
0	91.8	64.9	46.3	43.9	64.7	
1	4.8	14.9	16.7	13.0	11.9	
2	2.0	8.6	13.5	13.8	8.7	
3	0.7	5.8	8.6	8.4	5.4	
4	0.8	5.8	14.9	20.9	9.3	
N of Valid	1826	1574	1434	1127	5961	
N of Miss	61	60	49	35	205	

Table 57: Think of your four best friends (the friends you feel closest to). In the past year (12 months), how many of your best friends have: used marijuana?






Response	6	8	10	12	Total	
0	95.7	74.8	53.6	48.4	71.1	
1	2.5	11.8	14.6	14.5	10.1	
2	0.9	5.1	11.3	11.5	6.5	
3	0.5	3.5	7.1	8.3	4.3	
4	0.4	4.9	13.4	17.3	7.9	
N of Valid	1819	1562	1428	1123	5932	
N of Miss	68	72	55	39	234	

Table 58: Think of your four best friends (the friends you feel closest to). In the past year (12 months), how many of your best friends have: used prescription drugs or non-prescription drugs for the purpose of getting high?






Response	6	8	10	12	Total	
0	96.5	88.7	81.6	81.3	88.0	
1	2.5	5.4	8.4	8.3	5.8	
2	0.4	2.6	4.5	4.2	2.7	
3	0.2	1.7	1.7	2.0	1.3	
4	0.3	1.5	3.8	4.1	2.2	
N of Valid	1820	1564	1437	1126	5947	
N of Miss	67	70	46	36	219	

Table 59: Think of your four best friends (the friends you feel closest to). In the past year (12 months), how many of your best friends have: used synthetic marijuana (K2, spice) or bath salts?






Response	6	8	10	12	Total	
0	98.1	93.8	90.5	91.0	93.8	
1	1.2	3.3	4.4	3.6	3.0	
2	0.5	1.7	2.1	2.0	1.5	
3	0.0	0.4	1.0	1.0	0.6	
4	0.2	0.8	2.0	2.4	1.2	
N of Valid	1810	1565	1436	1125	5936	
N of Miss	77	69	47	37	230	

Table 60: Think of your four best friends (the friends you feel closest to). In the past year (12 months), how many of your best friends have: used LSD, cocaine, amphetamines, or other illegal drugs?






Response	6	8	10	12	Total	
0	97.7	92.3	88.3	85.8	91.8	
1	1.3	5.1	6.9	7.2	4.8	
2	0.5	1.3	2.2	2.9	1.6	
3	0.3	0.6	0.8	1.0	0.6	
4	0.2	0.7	1.7	3.1	1.2	
N of Valid	1816	1562	1439	1125	5942	
N of Miss	71	72	44	37	224	

Table 61: Think of your four best friends (the friends you feel closest to). In the past year (12 months), how many of your best friends have: been bullied?






Response	6	8	10	12	Total	
0	41.5	46.2	56.9	64.4	50.8	
1	27.7	23.5	21.0	15.0	22.6	
2	14.2	15.5	10.9	9.7	12.9	
3	6.1	5.4	4.0	3.7	4.9	
4	10.5	9.4	7.2	7.2	8.8	
N of Valid	1804	1567	1437	1123	5931	
N of Miss	83	67	46	39	235	

Table 62: Think of your four best friends (the friends you feel closest to). In the past year (12 months), how many of your best friends have: been suspended from school?






Response	6	8	10	12	Total	
0	73.6	65.5	64.9	75.3	69.7	
1	17.0	17.7	19.4	12.8	17.0	
2	4.7	8.9	8.1	6.4	6.9	
3	1.7	3.6	3.4	2.6	2.8	
4	3.1	4.4	4.3	2.9	3.7	
N of Valid	1804	1563	1440	1124	5931	
N of Miss	83	71	43	38	235	

Table 63: Think of your four best friends (the friends you feel closest to). In the past year (12 months), how many of your best friends have: carried a handgun?






Response	6	8	10	12	Total	
0	93.3	92.7	89.7	90.7	91.8	
1	3.5	3.9	5.0	4.2	4.1	
2	1.2	1.7	2.1	2.4	1.8	
3	0.7	0.8	1.0	0.8	0.8	
4	1.3	1.0	2.1	2.0	1.5	
N of Valid	1816	1566	1442	1125	5949	
N of Miss	71	68	41	37	217	

Table 64: Think of your four best friends (the friends you feel closest to). In the past year (12 months), how many of your best friends have: sold illegal drugs?






Response	6	8	10	12	Total	
0	98.1	91.8	84.6	84.4	90.5	
1	1.3	5.2	7.6	6.8	4.9	
2	0.2	1.4	3.3	4.0	2.0	
3	0.2	0.8	1.7	1.8	1.0	
4	0.2	0.8	2.8	3.0	1.5	
N of Valid	1802	1559	1438	1125	5924	
N of Miss	85	75	45	37	242	

Table 65: Think of your four best friends (the friends you feel closest to). In the past year (12 months), how many of your best friends have: regularly attended religious services?






Response	6	8	10	12	Total	
0	34.9	29.1	25.8	32.9	30.8	
1	15.2	17.3	18.6	18.2	17.2	
2	15.3	19.3	21.6	20.8	19.0	
3	12.4	15.3	15.0	12.7	13.9	
4	22.2	19.0	19.0	15.3	19.2	
N of Valid	1729	1557	1437	1123	5846	
N of Miss	158	77	46	39	320	

Table 66: Think of your four best friends (the friends you feel closest to). In the past year (12 months), how many of your best friends have: stolen or tried to steal a motor vehicle such as a car or motorcycle?






Response	6	8	10	12	Total	
0	97.7	94.7	93.0	94.8	95.2	
1	1.4	3.5	4.7	3.0	3.0	
2	0.3	1.2	1.3	1.3	1.0	
3	0.1	0.1	0.6	0.4	0.3	
4	0.4	0.5	0.5	0.4	0.5	
N of Valid	1811	1564	1437	1124	5936	
N of Miss	76	70	46	38	230	

Table 67: Think of your four best friends (the friends you feel closest to). In the past year (12 months), how many of your best friends have: been arrested?






Response	6	8	10	12	Total	
0	95.2	86.5	84.0	85.5	88.3	
1	3.2	9.0	10.1	8.3	7.3	
2	0.7	2.8	3.3	3.9	2.5	
3	0.3	0.8	1.4	1.2	0.9	
4	0.6	0.9	1.2	1.1	0.9	
N of Valid	1805	1564	1441	1126	5936	
N of Miss	82	70	42	36	230	

Table 68: Think of your four best friends (the friends you feel closest to). In the past year (12 months), how many of your best friends have: dropped out of school?






Response	6	8	10	12	Total	
0	95.1	96.2	92.3	89.8	93.7	
1	3.7	2.6	5.6	7.5	4.6	
2	0.8	0.8	1.3	1.9	1.1	
3	0.2	0.1	0.3	0.4	0.3	
4	0.1	0.2	0.6	0.4	0.3	
N of Valid	1809	1567	1439	1125	5940	
N of Miss	78	67	44	37	226	

Table 69: Think of your four best friends (the friends you feel closest to). In the past year (12 months), how many of your best friends have: been members of a gang?






Response	6	8	10	12	Total	
0	91.9	88.4	89.1	92.2	90.3	
1	4.3	5.6	5.3	3.7	4.8	
2	1.5	2.6	2.1	1.9	2.0	
3	0.7	1.1	1.0	0.6	0.9	
4	1.7	2.3	2.5	1.6	2.0	
N of Valid	1807	1565	1439	1124	5935	
N of Miss	80	69	44	38	231	

Table 70: How old were you when you first: smoked marijuana?










Response	6	8	10	12	Total	
Never	98.5	87.4	72.8	64.2	83.0	
10 or younger	0.7	1.6	1.8	1.0	1.3	
11	0.6	1.9	2.0	1.3	1.4	
12	0.1	3.3	2.6	2.1	1.9	
13	0.1	4.8	4.9	3.7	3.2	
14	0.0	0.7	6.7	4.5	2.7	
15	0.0	0.2	8.1	7.6	3.4	
16	0.0	0.0	1.0	10.1	2.1	
17 or older	0.0	0.1	0.0	5.6	1.1	
N of Valid	1837	1568	1439	1116	5960	
N of Miss	50	66	44	46	206	

Table 71: How old were you when you first: smoked a cigarette, even just a puff?










Response	6	8	10	12	Total	
Never	94.3	83.1	78.1	72.3	83.3	
10 or younger	4.0	7.4	6.1	4.4	5.5	
11	1.4	2.5	2.2	2.0	2.0	
12	0.3	3.1	2.2	2.2	1.8	
13	0.0	3.3	2.9	3.5	2.2	
14	0.0	0.6	4.4	3.6	1.9	
15	0.0	0.0	3.9	4.2	1.7	
16	0.0	0.0	0.2	5.0	1.0	
17 or older	0.1	0.1	0.0	2.8	0.6	
N of Valid	1826	1552	1424	1103	5905	
N of Miss	61	82	59	59	261	

Table 72: How old were you when you first: had more than a sip or two of beer, wine or hard liquor (for example, vodka, whiskey, or gin)?










Response	6	8	10	12	Total	
Never	84.0	64.7	50.1	40.6	62.5	
10 or younger	10.4	12.5	8.3	5.3	9.5	
11	4.6	5.2	2.4	2.0	3.7	
12	0.8	6.9	5.3	3.4	4.0	
13	0.1	9.1	6.9	5.5	5.1	
14	0.0	1.4	11.5	7.7	4.6	
15	0.0	0.1	13.3	11.0	5.3	
16	0.0	0.1	2.1	15.5	3.4	
17 or older	0.1	0.0	0.1	9.1	1.8	
N of Valid	1825	1573	1442	1119	5959	
N of Miss	62	61	41	43	207	

Table 73: How old were you when you first: began drinking alcoholic beverages regularly, that is, at least once or twice a month?










Response	6	8	10	12	Total	
Never	98.7	93.1	84.0	72.9	88.8	
10 or younger	0.8	1.4	0.8	0.5	0.9	
11	0.3	0.8	0.3	0.4	0.5	
12	0.1	1.4	0.8	0.4	0.7	
13	0.0	2.5	1.9	1.3	1.4	
14	0.0	0.7	4.1	2.5	1.6	
15	0.0	0.0	6.4	4.1	2.3	
16	0.0	0.0	1.5	9.3	2.1	
17 or older	0.1	0.1	0.0	8.6	1.7	
N of Valid	1830	1575	1442	1122	5969	
N of Miss	57	59	41	40	197	

Table 74: How old were you when you first: used Pegaramide (peg, Peggy)?


Response	6	8	10	12	Total	
Never	100.0	100.0	100.0	100.0	100.0	
10 or younger	0.0	0.0	0.0	0.0	0.0	
11	0.0	0.0	0.0	0.0	0.0	
12	0.0	0.0	0.0	0.0	0.0	
13	0.0	0.0	0.0	0.0	0.0	
14	0.0	0.0	0.0	0.0	0.0	
15	0.0	0.0	0.0	0.0	0.0	
16	0.0	0.0	0.0	0.0	0.0	
17 or older	0.0	0.0	0.0	0.0	0.0	
N of Valid	1780	1564	1433	1120	5897	
N of Miss	107	70	50	42	269	



Table 75: How old were you when you first: got suspended from school?










Response	6	8	10	12	Total	
Never	89.0	84.3	78.5	80.9	83.7	
10 or younger	7.0	5.8	6.0	4.1	5.9	
11	3.2	2.5	1.9	1.1	2.3	
12	0.8	3.4	2.0	1.6	1.9	
13	0.1	3.5	3.3	2.6	2.2	
14	0.0	0.5	5.0	2.1	1.7	
15	0.0	0.1	2.7	3.2	1.3	
16	0.0	0.0	0.5	2.9	0.7	
17 or older	0.0	0.0	0.1	1.5	0.3	
N of Valid	1833	1579	1441	1122	5975	
N of Miss	54	55	42	40	191	

Table 76: How old were you when you first: got arrested?










Response	6	8	10	12	Total	
Never	98.4	95.8	93.5	93.2	95.6	
10 or younger	0.7	0.4	0.7	0.4	0.6	
11	0.7	0.4	0.4	0.4	0.5	
12	0.2	1.0	0.6	0.4	0.5	
13	0.0	1.8	0.7	0.5	0.8	
14	0.0	0.4	1.5	1.2	0.7	
15	0.0	0.1	2.1	1.0	0.7	
16	0.0	0.0	0.5	1.4	0.4	
17 or older	0.0	0.0	0.1	1.5	0.3	
N of Valid	1831	1574	1440	1119	5964	
N of Miss	56	60	43	43	202	

Table 77: How old were you when you first: carried a handgun?










Response	6	8	10	12	Total	
Never	93.4	91.9	91.6	92.7	92.4	
10 or younger	3.9	2.7	2.3	1.5	2.7	
11	2.3	1.2	0.4	0.4	1.2	
12	0.3	2.0	1.0	0.3	0.9	
13	0.0	1.7	1.0	0.6	0.8	
14	0.0	0.3	1.5	0.7	0.6	
15	0.0	0.1	1.5	0.7	0.5	
16	0.0	0.0	0.4	1.3	0.4	
17 or older	0.2	0.1	0.2	1.8	0.5	
N of Valid	1815	1568	1435	1119	5937	
N of Miss	72	66	48	43	229	

Table 78: How old were you when you first: used e-cigarettes, e-cigars, or e-hookahs (vaping)?










Response	6	8	10	12	Total	
Never	95.3	76.7	62.6	59.6	75.8	
10 or younger	2.1	1.6	0.4	0.4	1.2	
11	2.0	3.2	0.6	0.5	1.7	
12	0.5	5.8	2.5	0.9	2.4	
13	0.1	10.7	7.3	3.2	5.2	
14	0.0	2.0	12.2	5.2	4.4	
15	0.0	0.1	12.6	8.6	4.7	
16	0.0	0.0	1.7	13.5	2.9	
17 or older	0.0	0.0	0.1	8.1	1.5	
N of Valid	1825	1565	1439	1117	5946	
N of Miss	62	69	44	45	220	

Table 79: How old were you when you first: belonged to a gang?










Response	6	8	10	12	Total	
Never	97.0	95.5	95.4	97.2	96.2	
10 or younger	1.3	0.8	0.6	0.7	0.9	
11	1.3	0.6	0.6	0.1	0.7	
12	0.4	1.1	0.6	0.3	0.6	
13	0.1	1.6	0.9	0.3	0.7	
14	0.0	0.4	1.2	0.4	0.5	
15	0.0	0.0	0.7	0.3	0.2	
16	0.0	0.0	0.0	0.4	0.1	
17 or older	0.0	0.0	0.0	0.4	0.1	
N of Valid	1821	1566	1435	1122	5944	
N of Miss	66	68	48	40	222	

Table 80: How old were you when you first: used prescription drugs not prescribed to you?










Response	6	8	10	12	Total	
Never	98.0	94.7	90.4	91.0	94.0	
10 or younger	1.1	1.1	1.4	1.1	1.2	
11	0.6	1.0	0.6	0.4	0.7	
12	0.2	1.4	0.8	0.4	0.7	
13	0.0	1.4	1.9	0.8	1.0	
14	0.1	0.3	2.4	1.3	0.9	
15	0.0	0.0	2.2	1.2	0.7	
16	0.0	0.0	0.3	2.6	0.6	
17 or older	0.0	0.0	0.0	1.3	0.3	
N of Valid	1827	1574	1441	1120	5962	
N of Miss	60	60	42	42	204	

Table 81: How wrong do you think it is for someone your age to: take a handgun to school?





Response	6	8	10	12	Total	
Very wrong	91.4	87.5	88.4	89.7	89.3	
Wrong	6.1	10.2	8.2	6.5	7.8	
A little bit wrong	1.8	1.6	2.2	2.5	2.0	
Not at all wrong	0.7	0.6	1.2	1.3	0.9	
N of Valid	1840	1586	1447	1129	6002	
N of Miss	47	48	36	33	164	

Table 82: How wrong do you think it is for someone your age to: steal anything?





Response	6	8	10	12	Total	
Very wrong	69.8	56.3	55.6	67.2	62.3	
Wrong	25.6	32.2	33.3	26.1	29.3	
A little bit wrong	4.1	10.7	10.2	5.7	7.6	
Not at all wrong	0.5	0.8	0.9	1.1	0.8	
N of Valid	1833	1576	1441	1127	5977	
N of Miss	54	58	42	35	189	

Table 83: How wrong do you think it is for someone your age to: pick a fight with someone?





Response	6	8	10	12	Total	
Very wrong	52.7	34.0	34.8	42.9	41.6	
Wrong	31.3	38.8	37.0	32.4	34.8	
A little bit wrong	13.6	22.4	23.4	21.2	19.7	
Not at all wrong	2.5	4.8	4.8	3.5	3.8	
N of Valid	1827	1573	1434	1127	5961	
N of Miss	60	61	49	35	205	

Table 84: How wrong do you think it is for someone your age to: attack someone with the idea of seriously hurting them?





Response	6	8	10	12	Total	
Very wrong	86.2	72.8	72.6	73.6	77.0	
Wrong	9.7	20.2	19.2	18.7	16.5	
A little bit wrong	3.2	5.5	5.2	5.7	4.8	
Not at all wrong	0.9	1.6	3.0	2.0	1.8	
N of Valid	1821	1575	1440	1126	5962	
N of Miss	66	59	43	36	204	

Table 85: How wrong do you think it is for someone your age to: stay away from school all day when their parents think they are at school?





Response	6	8	10	12	Total	
Very wrong	76.9	55.3	47.7	50.2	59.1	
Wrong	18.1	31.6	33.7	31.8	28.0	
A little bit wrong	4.0	10.8	15.8	12.9	10.4	
Not at all wrong	1.0	2.3	2.8	5.0	2.5	
N of Valid	1828	1580	1446	1129	5983	
N of Miss	59	54	37	33	183	

Table 86: How wrong do you think it is for someone your age to: drink beer, wine or hard liquor (for example, vodka, whiskey, or gin) regularly?





Response	6	8	10	12	Total	
Very wrong	89.2	65.9	46.4	41.6	63.8	
Wrong	7.7	20.2	26.3	21.1	18.0	
A little bit wrong	2.3	10.2	20.4	24.5	12.9	
Not at all wrong	0.8	3.7	6.9	12.8	5.3	
N of Valid	1837	1582	1445	1126	5990	
N of Miss	50	52	38	36	176	

Table 87: How wrong do you think it is for someone your age to: smoke cigarettes?





Response	6	8	10	12	Total	
Very wrong	90.6	73.7	66.8	60.1	74.7	
Wrong	7.4	18.6	21.3	22.3	16.5	
A little bit wrong	1.4	5.9	8.4	11.0	6.1	
Not at all wrong	0.6	1.8	3.5	6.6	2.7	
N of Valid	1835	1584	1447	1130	5996	
N of Miss	52	50	36	32	170	

Table 88: How wrong do you think it is for someone your age to: smoke marijuana?





Response	6	8	10	12	Total	
Very wrong	93.2	70.7	48.8	44.1	67.3	
Wrong	4.4	14.9	19.4	18.1	13.4	
A little bit wrong	1.3	9.6	17.4	17.4	10.4	
Not at all wrong	1.1	4.8	14.4	20.4	8.9	
N of Valid	1828	1575	1444	1127	5974	
N of Miss	59	59	39	35	192	

Table 89: How wrong do you think it is for someone your age to: use prescription drugs or non-prescription drugs for the purpose of getting high?





Response	6	8	10	12	Total	
Very wrong	94.8	83.2	77.2	78.7	84.5	
Wrong	4.0	12.9	15.9	14.5	11.2	
A little bit wrong	0.8	3.0	5.0	4.5	3.1	
Not at all wrong	0.4	0.9	1.9	2.3	1.3	
N of Valid	1838	1579	1447	1126	5990	
N of Miss	49	55	36	36	176	

Table 90: How wrong do you think it is for someone your age to: use synthetic marijuana (K2, spice) or bath salts?





Response	6	8	10	12	Total	
Very wrong	94.8	85.5	80.4	83.0	86.6	
Wrong	3.7	10.9	14.0	11.2	9.5	
A little bit wrong	0.9	2.0	3.6	3.5	2.3	
Not at all wrong	0.5	1.6	2.0	2.4	1.5	
N of Valid	1825	1579	1446	1127	5977	
N of Miss	62	55	37	35	189	

Table 91: How wrong do you think it is for someone your age to: use LSD, cocaine, amphetamines or another illegal drug?





Response	6	8	10	12	Total	
Very wrong	96.7	88.8	84.9	84.6	89.5	
Wrong	2.5	9.5	11.0	9.2	7.6	
A little bit wrong	0.4	1.0	2.2	3.8	1.7	
Not at all wrong	0.3	0.7	1.9	2.4	1.2	
N of Valid	1830	1572	1440	1125	5967	
N of Miss	57	62	43	37	199	

Table 92: How wrong do you think it is for someone your age to: use e-cigarettes, e-cigars or e-hookahs (vaping)?





Response	6	8	10	12	Total	
Very wrong	88.9	64.9	49.1	48.2	65.3	
Wrong	7.3	17.1	22.5	17.7	15.5	
A little bit wrong	2.7	13.5	19.1	20.9	12.9	
Not at all wrong	1.1	4.4	9.3	13.2	6.2	
N of Valid	1831	1577	1437	1119	5964	
N of Miss	56	57	46	43	202	

Table 93: At school during the past 12 months, did you receive help from the resource teacher, speech therapist or other special education teacher?

Response	6	8	10	12	Total
No	0.0	0.0	0.0	0.0	0.0
Yes	0.0	0.0	0.0	0.0	0.0
N of Valid	0	0	0	0	0
N of Miss	0	0	0	0	0

Table 94: How many times in the past year (12 months) have you: been suspended from school?

Response	6	8	10	12	Total	
Never	92.1	90.8	88.6	92.8	91.1	<div></div>
1 to 2 times	6.3	7.9	8.8	6.4	7.3	<div></div>
3 to 5 times	0.8	0.7	1.6	0.4	0.9	<div></div>
6 to 9 times	0.3	0.3	0.6	0.2	0.4	<div></div>
10+ times	0.5	0.4	0.4	0.2	0.4	<div></div>
N of Valid	1831	1578	1439	1125	5973	
N of Miss	56	56	44	37	193	

Table 95: How many times in the past year (12 months) have you: carried a handgun?

Response	6	8	10	12	Total	
Never	94.4	93.4	93.3	94.8	94.0	<div></div>
1 to 2 times	3.2	3.6	3.1	2.1	3.1	<div></div>
3 to 5 times	1.0	1.1	1.7	0.9	1.2	<div></div>
6 to 9 times	0.3	0.3	0.4	0.4	0.4	<div></div>
10+ times	1.1	1.5	1.5	1.7	1.4	<div></div>
N of Valid	1826	1572	1439	1117	5954	
N of Miss	61	62	44	45	212	



Table 96: How many times in the past year (12 months) have you: sold illegal drugs?






Response	6	8	10	12	Total	
Never	99.4	98.3	94.2	93.5	96.7	
1 to 2 times	0.4	0.8	2.0	2.9	1.4	
3 to 5 times	0.1	0.6	0.6	0.7	0.5	
6 to 9 times	0.0	0.0	0.6	0.4	0.2	
10+ times	0.1	0.4	2.5	2.5	1.2	
N of Valid	1819	1575	1435	1121	5950	
N of Miss	68	59	48	41	216	

Table 97: How many times in the past year (12 months) have you: stolen or tried to steal a motor vehicle such as a car or motorcycle?






Response	6	8	10	12	Total	
Never	99.3	98.3	98.0	98.8	98.7	
1 to 2 times	0.5	1.3	0.8	0.6	0.8	
3 to 5 times	0.1	0.4	0.5	0.4	0.3	
6 to 9 times	0.0	0.0	0.3	0.0	0.1	
10+ times	0.1	0.0	0.3	0.3	0.2	
N of Valid	1827	1568	1435	1124	5954	
N of Miss	60	66	48	38	212	

Table 98: How many times in the past year (12 months) have you: participated in clubs, organizations or activities at school?






Response	6	8	10	12	Total	
Never	36.3	35.1	27.7	30.7	32.8	
1 to 2 times	27.1	21.3	17.7	13.7	20.8	
3 to 5 times	15.0	16.3	14.9	13.3	15.0	
6 to 9 times	5.4	6.4	9.1	7.3	6.9	
10+ times	16.2	20.9	30.6	35.1	24.5	
N of Valid	1817	1566	1434	1124	5941	
N of Miss	70	68	49	38	225	

Table 99: How many times in the past year (12 months) have you: been arrested?






Response	6	8	10	12	Total	
Never	99.0	96.9	94.9	96.4	96.9	
1 to 2 times	0.8	2.7	4.1	2.8	2.5	
3 to 5 times	0.1	0.3	0.6	0.6	0.4	
6 to 9 times	0.2	0.1	0.1	0.0	0.1	
10+ times	0.0	0.1	0.2	0.2	0.1	
N of Valid	1817	1563	1434	1124	5938	
N of Miss	70	71	49	38	228	

Table 100: How many times in the past year (12 months) have you: attacked someone with the idea of seriously hurting them?






Response	6	8	10	12	Total	
Never	92.6	90.3	91.8	93.1	91.9	
1 to 2 times	5.7	6.9	5.9	5.5	6.0	
3 to 5 times	0.9	1.6	1.1	1.0	1.2	
6 to 9 times	0.2	0.6	0.5	0.1	0.3	
10+ times	0.6	0.6	0.6	0.3	0.6	
N of Valid	1827	1569	1433	1124	5953	
N of Miss	60	65	50	38	213	

Table 101: How many times in the past year (12 months) have you: been drunk or high at school?






Response	6	8	10	12	Total	
Never	98.9	92.9	82.6	82.7	90.3	
1 to 2 times	0.9	4.5	7.2	7.0	4.5	
3 to 5 times	0.2	1.5	3.7	2.9	1.9	
6 to 9 times	0.1	0.1	1.5	1.3	0.7	
10+ times	0.1	1.0	5.0	6.0	2.6	
N of Valid	1827	1571	1435	1121	5954	
N of Miss	60	63	48	41	212	

Table 102: How many times in the past year (12 months) have you: taken a handgun to school?






Response	6	8	10	12	Total	
Never	99.9	99.6	99.7	99.6	99.7	
1 to 2 times	0.1	0.4	0.1	0.0	0.2	
3 to 5 times	0.0	0.0	0.0	0.2	0.0	
6 to 9 times	0.0	0.0	0.1	0.0	0.0	
10+ times	0.0	0.1	0.1	0.3	0.1	
N of Valid	1825	1570	1429	1121	5945	
N of Miss	62	64	54	41	221	

Table 103: How many times in the past year (12 months) have you: used e-cigarettes, e-cigars, or e-hookahs (vaping)?






Response	6	8	10	12	Total	
Never	99.9	99.6	99.7	99.6	99.7	
1 to 2 times	0.1	0.4	0.1	0.0	0.2	
3 to 5 times	0.0	0.0	0.0	0.2	0.0	
6 to 9 times	0.0	0.0	0.1	0.0	0.0	
10+ times	0.0	0.1	0.1	0.3	0.1	
N of Valid	1825	1570	1429	1121	5945	
N of Miss	62	64	54	41	221	

Table 104: Are you currently on probation, or assigned a probation officer with Juvenile Court?



Response	6	8	10	12	Total	
No	98.6	96.9	96.1	97.7	97.4	
Yes	1.4	3.1	3.9	2.3	2.6	
N of Valid	1641	1330	1164	927	5062	
N of Miss	246	304	319	235	1104	

Table 105: Have you ever belonged to a gang?






Response	6	8	10	12	Total	
No	94.3	92.4	93.2	94.9	93.7	
No, but would like to	1.8	2.2	1.5	1.8	1.8	
Yes, in the past	2.3	2.7	2.4	2.0	2.4	
Yes, belong now	1.5	2.4	2.8	1.2	2.0	
Yes, but would like to get out	0.2	0.3	0.1	0.1	0.2	
N of Valid	1820	1568	1431	1122	5941	
N of Miss	67	66	52	40	225	

Table 106: If you have ever belonged to a gang, did that gang have a name?




Response	6	8	10	12	Total	
No	13.0	11.3	13.5	18.5	13.7	
Yes	3.9	4.8	4.4	3.1	4.1	
I have never belonged to a gang	83.1	83.9	82.1	78.4	82.2	
N of Valid	1811	1573	1439	1120	5943	
N of Miss	76	61	44	42	223	

Table 107: You are at a party at someone's house, and one of your friends offers you a drink containing alcohol. What would you say or do?





Response	6	8	10	12	Total	
Drink it	4.6	18.4	31.9	39.5	21.4	
Tell your friend, 'No thanks, I don't drink' and suggest that you and your friend go and do something else	49.4	41.1	33.3	25.4	38.8	
Just say, 'No thanks' and walk away	29.2	28.4	26.8	26.7	27.9	
Make up a good excuse, tell your friend you had something else to do, and leave	16.7	12.1	8.0	8.4	11.8	
N of Valid	1821	1573	1434	1121	5949	
N of Miss	66	61	49	41	217	

Table 108: How often do you attend religious services or activities?





Response	6	8	10	12	Total	
Never	20.4	18.2	17.6	24.9	20.0	
Rarely	24.7	24.1	24.4	28.7	25.2	
1-2 Times a Month	11.2	13.2	14.1	13.5	12.9	
About Once a Week or More	43.7	44.4	43.9	32.9	41.9	
N of Valid	1781	1564	1439	1123	5907	
N of Miss	106	70	44	39	259	

Table 109: I think sometimes it's okay to cheat at school.





Response	6	8	10	12	Total	
NO!	59.8	32.5	21.6	19.8	35.9	
no	31.3	42.2	38.4	38.7	37.3	
yes	7.6	21.4	33.9	32.6	22.3	
YES!	1.3	3.9	6.1	8.9	4.5	
N of Valid	1832	1575	1434	1125	5966	
N of Miss	55	59	49	37	200	

Table 110: It is important to think before you act.





Response	6	8	10	12	Total	
NO!	2.8	2.8	1.8	2.6	2.5	
no	2.0	3.5	2.6	1.5	2.4	
yes	29.2	44.0	39.0	37.7	37.1	
YES!	65.9	49.7	56.6	58.2	58.0	
N of Valid	1820	1560	1430	1119	5929	
N of Miss	67	74	53	43	237	

Table 111: Sometimes I think that life is not worth it.





Response	6	8	10	12	Total	
NO!	49.8	37.1	37.6	35.0	40.7	
no	21.6	26.9	25.1	29.5	25.4	
yes	19.4	24.2	24.9	22.5	22.6	
YES!	9.1	11.8	12.3	13.0	11.3	
N of Valid	1797	1549	1416	1118	5880	
N of Miss	90	85	67	44	286	

Table 112: At times I think I am no good at all.





Response	6	8	10	12	Total	
NO!	30.1	24.1	24.2	24.4	26.0	
no	24.4	24.1	25.5	24.7	24.6	
yes	31.0	35.8	32.9	34.7	33.4	
YES!	14.4	16.0	17.4	16.2	15.9	
N of Valid	1811	1559	1422	1120	5912	
N of Miss	76	75	61	42	254	

Table 113: All in all, I am inclined to think that I am a failure.





Response	6	8	10	12	Total	
NO!	46.7	35.1	35.2	33.0	38.3	
no	26.3	33.8	33.3	33.0	31.2	
yes	17.8	19.9	20.0	22.9	19.8	
YES!	9.3	11.2	11.4	11.0	10.6	
N of Valid	1797	1554	1425	1120	5896	
N of Miss	90	80	58	42	270	

Table 114: In the past year, have you felt depressed or sad MOST days, even if you felt okay sometimes?





Response	6	8	10	12	Total	
NO!	32.4	27.4	26.0	24.7	28.1	
no	21.4	23.9	23.8	24.8	23.3	
yes	28.4	27.4	27.7	28.3	28.0	
YES!	17.7	21.3	22.5	22.2	20.6	
N of Valid	1809	1566	1425	1124	5924	
N of Miss	78	68	58	38	242	

Table 115: It is all right to beat up people if they start the fight.





Response	6	8	10	12	Total	
NO!	48.8	29.3	22.6	25.6	32.9	
no	23.7	24.6	23.6	23.0	23.8	
yes	16.6	28.3	29.6	29.0	25.2	
YES!	11.0	17.8	24.2	22.5	18.2	
N of Valid	1805	1561	1428	1122	5916	
N of Miss	82	73	55	40	250	

Table 116: I think it is okay to take something without asking if you can get away with it.





Response	6	8	10	12	Total	
NO!	77.0	59.1	57.4	58.2	64.0	
no	20.6	35.1	35.3	36.0	30.9	
yes	1.7	4.8	5.3	4.9	4.0	
YES!	0.6	1.0	1.9	0.9	1.1	
N of Valid	1808	1569	1426	1120	5923	
N of Miss	79	65	57	42	243	

Table 117: Where do you get the most information about living a drug and alcohol free life? Parents/guardians





Response	6	8	10	12	Total	
All the time	49.2	48.9	49.0	45.6	48.4	
Most	19.5	22.0	21.4	20.5	20.8	
Some	15.9	15.3	17.1	16.7	16.2	
Very little	15.4	13.8	12.4	17.2	14.6	
N of Valid	1776	1541	1415	1112	5844	
N of Miss	111	93	68	50	322	

Table 118: Where do you get the most information about living a drug and alcohol free life? Friends





Response	6	8	10	12	Total	
All the time	19.5	14.9	11.7	11.9	14.9	
Most	15.0	16.5	15.8	15.6	15.7	
Some	22.9	27.9	30.1	28.5	27.1	
Very little	42.7	40.7	42.4	44.0	42.3	
N of Valid	1710	1517	1406	1105	5738	
N of Miss	177	117	77	57	428	

Table 119: Where do you get the most information about living a drug and alcohol free life? Family members





Response	6	8	10	12	Total	
All the time	43.0	40.6	36.2	32.4	38.7	
Most	22.4	23.8	23.8	21.1	22.9	
Some	16.5	17.6	22.3	23.4	19.5	
Very little	18.0	17.9	17.7	23.1	18.9	
N of Valid	1747	1523	1408	1105	5783	
N of Miss	140	111	75	57	383	



Table 120: Where do you get the most information about living a drug and alcohol free life? School





Response	6	8	10	12	Total	
All the time	60.7	55.4	45.6	40.8	51.8	
Most	18.4	22.8	26.4	24.8	22.7	
Some	9.6	13.6	18.6	21.5	15.1	
Very little	11.3	8.1	9.4	12.9	10.3	
N of Valid	1749	1532	1409	1112	5802	
N of Miss	138	102	74	50	364	

Table 121: Where do you get the most information about living a drug and alcohol free life? Internet





Response	6	8	10	12	Total	
All the time	20.6	20.3	19.4	18.9	19.9	
Most	15.1	17.5	20.1	18.1	17.6	
Some	23.8	29.9	27.5	30.6	27.6	
Very little	40.5	32.3	33.0	32.4	34.9	
N of Valid	1719	1511	1410	1103	5743	
N of Miss	168	123	73	59	423	

Table 122: Where do you get the most information about living a drug and alcohol free life? TV





Response	6	8	10	12	Total	
All the time	21.9	20.0	18.2	17.1	19.6	
Most	15.3	18.4	17.4	15.7	16.7	
Some	25.5	29.7	30.2	30.4	28.7	
Very little	37.3	31.8	34.3	36.8	35.0	
N of Valid	1720	1518	1412	1105	5755	
N of Miss	167	116	71	57	411	

Table 123: Where do you get the most information about living a drug and alcohol free life? Social media





Response	6	8	10	12	Total	
All the time	18.0	17.8	18.0	16.8	17.7	
Most	11.5	14.7	14.8	17.0	14.2	
Some	21.3	27.8	28.3	27.7	26.0	
Very little	49.1	39.7	39.0	38.5	42.1	
N of Valid	1691	1506	1408	1107	5712	
N of Miss	196	128	75	55	454	

Table 124: How much do you think people risk harming themselves (physically or in other ways) if they: smoked one or more packs of cigarettes per day?





Response	6	8	10	12	Total	
No risk	11.6	6.2	5.9	7.4	8.0	
Slight risk	6.8	8.8	7.5	7.8	7.7	
Moderate risk	19.0	21.5	20.0	17.4	19.6	
Great risk	62.6	63.5	66.6	67.4	64.7	
N of Valid	1812	1560	1419	1111	5902	
N of Miss	75	74	64	51	264	

Table 125: How much do you think people risk harming themselves (physically or in other ways) if they: try marijuana once or twice?





Response	6	8	10	12	Total	
No risk	16.2	21.2	38.3	46.2	28.5	
Slight risk	22.9	30.9	32.0	25.7	27.7	
Moderate risk	28.3	22.8	14.2	13.9	20.8	
Great risk	32.6	25.1	15.6	14.1	23.0	
N of Valid	1793	1548	1408	1104	5853	
N of Miss	94	86	75	58	313	

Table 126: How much do you think people risk harming themselves (physically or in other ways) if they: smoke marijuana once or twice a week?





Response	6	8	10	12	Total	
No risk	13.9	14.0	25.8	31.8	20.2	
Slight risk	11.3	19.1	24.7	23.9	19.0	
Moderate risk	24.1	27.2	23.9	21.8	24.4	
Great risk	50.7	39.7	25.7	22.4	36.5	
N of Valid	1782	1531	1395	1096	5804	
N of Miss	105	103	88	66	362	

Table 127: How much do you think people risk harming themselves (physically or in other ways) if they: take one or two drinks of an alcoholic beverage (beer, wine, liquor) nearly every day?





Response	6	8	10	12	Total	
No risk	13.2	10.7	10.9	15.1	12.4	
Slight risk	16.4	18.7	21.4	21.6	19.2	
Moderate risk	26.0	29.8	31.5	30.6	29.2	
Great risk	44.4	40.8	36.1	32.8	39.3	
N of Valid	1801	1543	1409	1108	5861	
N of Miss	86	91	74	54	305	

Table 128: How much do you think people risk harming themselves (physically or in other ways) if they: have five or more drinks of an alcoholic beverage once or twice a weekend?





Response	6	8	10	12	Total	
No risk	12.1	7.8	7.7	12.7	10.0	
Slight risk	9.8	11.4	14.8	16.0	12.6	
Moderate risk	23.9	28.1	32.2	31.9	28.5	
Great risk	54.1	52.6	45.4	39.4	48.8	
N of Valid	1797	1543	1409	1108	5857	
N of Miss	90	91	74	54	309	

Table 129: How much do you think people risk harming themselves (physically or in other ways) if they: use prescription drugs that are not prescribed to them?

Response	6	8	10	12	Total	
No risk	11.8	6.7	4.5	6.6	7.7	
Slight risk	4.8	6.2	7.4	8.6	6.5	
Moderate risk	16.4	20.0	20.2	19.5	18.8	
Great risk	67.1	67.1	68.0	65.4	67.0	
N of Valid	1792	1545	1411	1110	5858	
N of Miss	95	89	72	52	308	

Table 130: How much do you think people risk harming themselves (physically or in other ways) if they: use non-prescription drugs to get high?

Response	6	8	10	12	Total	
No risk	11.8	6.8	4.7	6.8	7.8	
Slight risk	4.8	5.7	6.7	6.2	5.8	
Moderate risk	14.2	20.4	20.1	20.6	18.4	
Great risk	69.2	67.1	68.5	66.4	68.0	
N of Valid	1800	1542	1411	1107	5860	
N of Miss	87	92	72	55	306	

Table 131: How much do you think people risk harming themselves (physically or in other ways) if they: use e-cigarettes, e-cigars, or e-hookahs?

Response	6	8	10	12	Total	
No risk	13.3	10.3	12.4	14.4	12.5	
Slight risk	9.8	21.6	23.4	27.9	19.6	
Moderate risk	21.0	24.8	31.9	26.0	25.6	
Great risk	55.9	43.3	32.2	31.8	42.3	
N of Valid	1799	1539	1408	1102	5848	
N of Miss	88	95	75	60	318	

Table 132: Have you ever used smokeless tobacco (chew, snuff, plug, dipping tobacco, or chewing tobacco)?

Response	6	8	10	12	Total	
Never	95.4	89.5	87.8	83.2	89.7	
Once or Twice	3.3	7.0	6.4	8.7	6.1	
Once in a while but not regularly	0.6	1.7	2.3	3.2	1.8	
Regularly in the past	0.3	1.0	1.9	2.4	1.2	
Regularly now	0.3	0.7	1.6	2.6	1.2	
N of Valid	1801	1548	1396	1098	5843	
N of Miss	86	86	87	64	323	

Table 133: How often have you used smokeless tobacco during the past 30 days?

Response	6	8	10	12	Total	
Not at all	99.3	96.9	94.6	91.9	96.2	
Once or twice	0.4	2.0	2.6	4.1	2.0	
Once or twice per week	0.2	0.2	0.4	1.0	0.4	
Three to five times per week	0.1	0.3	0.5	0.5	0.3	
About once a day	0.0	0.3	0.4	0.3	0.2	
More than once a day	0.1	0.4	1.4	2.2	0.9	
N of Valid	1799	1533	1400	1098	5830	
N of Miss	88	101	83	64	336	

Table 134: Have you ever smoked cigarettes?

Response	6	8	10	12	Total	
Never	94.4	83.9	82.0	74.3	84.9	
Once or Twice	4.7	10.6	10.8	14.9	9.7	
Once in a while but not regularly	0.1	3.4	3.6	5.1	2.8	
Regularly in the past	0.4	1.4	2.1	3.7	1.7	
Regularly now	0.4	0.6	1.5	2.0	1.0	
N of Valid	1784	1545	1393	1093	5815	
N of Miss	103	89	90	69	351	

Table 135: How frequently have you smoked cigarettes during the past 30 days?

Response	6	8	10	12	Total	
Not at all	99.3	96.8	94.7	92.7	96.3	
Less than one cigarette per day	0.4	2.3	3.1	4.0	2.2	
One to five cigarettes per day	0.3	0.6	1.4	1.5	0.9	
About one-half pack per day	0.0	0.1	0.4	0.5	0.2	
About one pack per day	0.1	0.0	0.1	0.7	0.2	
About one and one-half packs per day	0.0	0.1	0.1	0.2	0.1	
Two packs or more per day	0.0	0.1	0.1	0.4	0.1	
N of Valid	1796	1542	1402	1096	5836	
N of Miss	91	92	81	66	330	

Table 136: Which statement best describes rules about smoking inside your home or your family cars?

Response	6	8	10	12	Total	
Smoking is not allowed anywhere inside your home or cars	62.6	64.9	69.1	72.1	66.6	
Smoking is allowed in some places and at some times or in some cars	11.5	10.7	9.0	8.7	10.2	
Smoking is allowed anywhere inside the home or cars	2.9	3.6	3.1	4.1	3.3	
There are no rules about smoking inside the home or cars	2.9	4.2	5.4	4.3	4.1	
I don't know	20.1	16.6	13.4	10.7	15.8	
N of Valid	1783	1536	1392	1098	5809	
N of Miss	104	98	91	64	357	

Table 137: Have you ever used e-cigarettes, e-cigars, or e-hookahs (vaping)?

Response	6	8	10	12	Total	
Never	92.9	72.3	57.0	53.8	71.5	
Once or Twice	5.0	12.5	15.3	13.0	11.0	
Once in a while but not regularly	1.1	7.7	12.0	12.6	7.6	
Regularly in the past	0.5	4.5	7.8	9.1	4.9	
Regularly now	0.6	3.0	7.9	11.5	5.0	
N of Valid	1782	1532	1389	1098	5801	
N of Miss	105	102	94	64	365	

Table 138: How frequently have you used e-cigarettes, e-cigars, or e-hookahs (vaping)?


Response	6	8	10	12	Total	
Not at all	97.7	85.4	75.5	70.5	84.0	
Less than 10 puffs per day	1.8	10.1	12.6	13.7	8.8	
10 to 50 puffs per day	0.2	2.5	6.9	9.6	4.2	
About one-half cartomiser per day	0.1	1.0	2.2	1.8	1.2	
About one cartomiser per day	0.1	0.5	1.2	2.5	0.9	
About one and one-half cartomisers per day	0.0	0.1	0.3	0.7	0.2	
Two cartomisers or more per day	0.1	0.5	1.2	1.2	0.7	
N of Valid	1775	1512	1378	1087	5752	
N of Miss	112	122	105	75	414	

Table 139: During this school year, were you taught in any of your classes about the dangers of tobacco use?

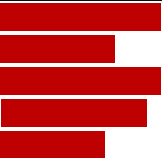
Response	6	8	10	12	Total	
Never	16.2	18.2	31.0	35.2	23.9	
Rarely	12.2	17.2	17.9	19.3	16.2	
Sometimes	23.5	25.4	23.8	22.3	23.9	
Often	28.4	22.7	18.1	12.9	21.5	
Almost always	19.7	16.5	9.2	10.3	14.6	
N of Valid	1786	1523	1389	1088	5786	
N of Miss	101	111	94	74	380	

Table 140: During the past 12 months, have you participated in any community activities to discourage people your age from using cigarettes, chewing tobacco, snuff, dip or cigars, e-cigarettes, e-cigars, or e-hookahs?


Response	6	8	10	12	Total	
Never	58.5	63.7	71.7	73.7	65.9	
Rarely	13.8	15.0	13.3	12.5	13.7	
Sometimes	14.4	11.1	8.7	7.8	10.9	
Often	6.9	6.1	3.1	3.0	5.1	
Almost always	6.3	4.1	3.1	3.0	4.3	
N of Valid	1759	1518	1383	1083	5743	
N of Miss	128	116	100	79	423	

Table 141: Think back over the last two weeks. How many times have you had five or more alcoholic drinks in a row?

Response	6	8	10	12	Total	
None	98.2	92.9	84.8	77.7	89.7	
Once	1.2	3.9	6.0	8.2	4.4	
Twice	0.2	1.5	3.7	6.4	2.5	
3-5 times	0.3	1.1	3.1	4.9	2.0	
6-9 times	0.0	0.2	0.7	1.0	0.4	
10 or more times	0.1	0.5	1.7	1.8	0.9	
N of Valid	1770	1513	1373	1086	5742	
N of Miss	117	121	110	76	424	

Table 142: During the past 30 days, how many times did you ride in a car or other vehicle driven by someone who had been drinking alcohol or using drugs to get high?

Response	6	8	10	12	Total	
0 times	90.2	87.1	83.6	80.9	86.0	
1 time	4.4	6.5	6.5	7.7	6.1	
2 or 3 times	2.4	3.7	5.3	5.4	4.0	
4 or 5 times	0.8	0.7	1.5	2.2	1.2	
6 or more times	2.2	2.1	3.1	3.8	2.7	
N of Valid	1758	1511	1375	1088	5732	
N of Miss	129	123	108	74	434	

Table 143: During the past 30 days, how many times did you drive a car or other vehicle when you had been drinking alcohol or using drugs to get high?

Response	6	8	10	12	Total	
I did not drive a car in the past 30 days	51.7	58.2	44.0	28.4	47.1	
0 times	46.9	39.3	50.7	61.4	48.6	
1 time	0.5	1.2	2.0	3.5	1.6	
2 or 3 times	0.5	0.6	1.6	2.5	1.2	
4 or 5 times	0.2	0.3	0.3	0.6	0.3	
6 or more times	0.1	0.5	1.3	3.6	1.2	
N of Valid	1715	1489	1369	1079	5652	
N of Miss	172	145	114	83	514	



Table 144: If you drank alcohol (not just a sip or taste) in the past year, where did you usually drink it?











Response	6	8	10	12	Total	
I did not drink alcohol in the past year	94.6	80.7	65.5	52.9	76.1	
At my home	3.4	9.8	11.8	14.9	9.3	
At someone else's home	1.3	7.2	19.1	26.6	11.9	
At an open area like a park, beach, field, back road, woods, or a street corner	0.3	0.9	1.9	2.1	1.2	
At a sporting event or concert	0.0	0.3	0.4	0.7	0.3	
At a restaurant, bar, or a nightclub	0.3	0.1	0.2	0.9	0.4	
At an empty building or a construction site	0.1	0.3	0.1	0.3	0.2	
At a hotel/motel	0.0	0.1	0.1	0.1	0.1	
An a car	0.1	0.1	0.5	1.0	0.4	
At school	0.0	0.5	0.3	0.4	0.3	
N of Valid	1741	1506	1357	1070	5674	
N of Miss	146	128	126	92	492	

Table 145: How do you feel about someone your age having one or two drinks of an alcoholic beverage nearly every day?





Response	6	8	10	12	Total	
Neither approve nor disapprove	18.3	25.7	31.7	34.8	26.6	
Somewhat disapprove	6.4	14.8	21.0	21.8	15.0	
Strongly disapprove	60.9	47.7	36.7	33.4	46.4	
Don't know or can't say	14.4	11.8	10.6	10.0	12.0	
N of Valid	1756	1514	1374	1085	5729	
N of Miss	131	120	109	77	437	

Table 146: On how many occasions have you had alcoholic beverages (beer, wine or hard liquor) to drink in your lifetime - more than just a few sips?






Response	6	8	10	12	Total	
0	89.5	74.1	59.8	48.5	70.6	
1-2	7.3	12.9	13.2	12.4	11.1	
3-5	1.6	5.3	9.0	9.9	5.9	
6-9	0.4	2.8	4.8	7.1	3.3	
10+	1.2	4.9	13.2	22.2	9.0	
N of Valid	1774	1536	1377	1092	5779	
N of Miss	113	98	106	70	387	

Table 147: On how many occasions have you drunk one of more drinks of an alcoholic beverage during the past 30 days?






Response	6	8	10	12	Total	
0	98.8	91.5	81.5	72.5	87.8	
1-2	0.8	5.8	10.4	14.6	7.1	
3-5	0.2	1.7	3.8	7.0	2.7	
6-9	0.0	0.2	1.6	1.8	0.8	
10+	0.1	0.7	2.7	4.0	1.6	
N of Valid	1772	1522	1372	1088	5754	
N of Miss	115	112	111	74	412	

Table 148: On how many occasions have you used marijuana (grass, pot) or hashish (hash, hash oil) in your lifetime?






Response	6	8	10	12	Total	
0	97.9	87.0	74.4	67.4	83.6	
1-2	1.0	5.0	6.6	6.8	4.5	
3-5	0.5	3.3	3.9	4.8	2.8	
6-9	0.2	1.0	1.9	3.1	1.4	
10+	0.5	3.8	13.1	17.9	7.7	
N of Valid	1768	1533	1369	1086	5756	
N of Miss	119	101	114	76	410	

Table 149: On how many occasions have you used marijuana (grass, pot) or hashish (hash, hash oil) during the past 30 days?






Response	6	8	10	12	Total	
0	99.4	95.0	84.8	82.1	91.5	
1-2	0.5	2.8	4.9	5.9	3.2	
3-5	0.1	1.1	2.8	1.9	1.3	
6-9	0.0	0.4	1.5	1.6	0.8	
10+	0.1	0.8	6.0	8.5	3.3	
N of Valid	1764	1526	1370	1092	5752	
N of Miss	123	108	113	70	414	

Table 150: On how many occasions have you used LSD or other psychedelics in your lifetime?

Response	6	8	10	12	Total	
0	99.9	98.8	96.7	93.8	97.7	
1-2	0.1	1.0	1.5	3.2	1.2	
3-5	0.0	0.1	1.0	1.7	0.6	
6-9	0.0	0.1	0.4	0.5	0.2	
10+	0.1	0.1	0.4	0.7	0.3	
N of Valid	1761	1523	1371	1089	5744	
N of Miss	126	111	112	73	422	

Table 151: On how many occasions have you used LSD or other psychedelics during the past 30 days?

Response	6	8	10	12	Total	
0	100.0	99.7	98.6	98.3	99.3	
1-2	0.0	0.1	1.1	0.8	0.4	
3-5	0.0	0.1	0.0	0.4	0.1	
6-9	0.0	0.1	0.1	0.0	0.0	
10+	0.0	0.1	0.2	0.6	0.2	
N of Valid	1756	1526	1372	1089	5743	
N of Miss	131	108	111	73	423	

Table 152: On how many occasions have you used cocaine or crack in your lifetime?

Response	6	8	10	12	Total	
0	99.4	99.5	98.2	97.2	98.7	
1-2	0.5	0.5	1.2	1.6	0.8	
3-5	0.0	0.0	0.1	0.4	0.1	
6-9	0.1	0.0	0.2	0.2	0.1	
10+	0.1	0.1	0.3	0.7	0.2	
N of Valid	1772	1528	1372	1091	5763	
N of Miss	115	106	111	71	403	

Table 153: On how many occasions have you used cocaine or crack during the past 30 days?





Response	6	8	10	12	Total	
0	99.9	99.7	99.8	99.1	99.7	
1-2	0.1	0.1	0.1	0.3	0.2	
3-5	0.0	0.0	0.0	0.0	0.0	
6-9	0.0	0.0	0.0	0.1	0.0	
10+	0.0	0.2	0.1	0.5	0.2	
N of Valid	1761	1521	1372	1091	5745	
N of Miss	126	113	111	71	421	

Table 154: On how many occasions have you sniffed glue, breathed the contents of an aerosol spray can, or inhaled other gases or sprays, in order to get high in your lifetime?






Response	6	8	10	12	Total	
0	95.7	92.0	93.9	95.6	94.3	
1-2	2.6	5.3	4.1	2.5	3.6	
3-5	0.7	1.6	1.0	1.0	1.1	
6-9	0.3	0.1	0.1	0.1	0.2	
10+	0.7	1.0	0.8	0.8	0.8	
N of Valid	1764	1520	1370	1088	5742	
N of Miss	123	114	113	74	424	

Table 155: On how many occasions have you sniffed glue, breathed the contents of an aerosol spray can, or inhaled other gases or sprays, in order to get high during the past 30 days?






Response	6	8	10	12	Total	
0	97.5	97.8	98.5	98.8	98.1	
1-2	1.8	1.6	1.0	0.9	1.4	
3-5	0.3	0.3	0.1	0.1	0.2	
6-9	0.1	0.0	0.1	0.0	0.0	
10+	0.3	0.3	0.2	0.2	0.2	
N of Valid	1751	1519	1366	1083	5719	
N of Miss	136	115	117	79	447	

Table 156: On how many occasions have you used Pegaramide (peg, Peggy, etc.) in your lifetime?


Response	6	8	10	12	Total	
0	100.0	100.0	100.0	100.0	100.0	
1-2	0.0	0.0	0.0	0.0	0.0	
3-5	0.0	0.0	0.0	0.0	0.0	
6-9	0.0	0.0	0.0	0.0	0.0	
10+	0.0	0.0	0.0	0.0	0.0	
N of Valid	1741	1520	1367	1086	5714	
N of Miss	146	114	116	76	452	

Table 157: On how many occasions have you used Pegaramide (peg, Peggy, etc.) during the past 30 days?


Response	6	8	10	12	Total	
0	100.0	100.0	100.0	100.0	100.0	
1-2	0.0	0.0	0.0	0.0	0.0	
3-5	0.0	0.0	0.0	0.0	0.0	
6-9	0.0	0.0	0.0	0.0	0.0	
10+	0.0	0.0	0.0	0.0	0.0	
N of Valid	1738	1516	1364	1085	5703	
N of Miss	149	118	119	77	463	

Table 158: On how many occasions have you used synthetic marijuana (K2, spice) in your lifetime?






Response	6	8	10	12	Total	
0	99.3	97.7	96.3	97.0	97.7	
1-2	0.5	1.3	1.9	1.7	1.3	
3-5	0.0	0.7	0.6	0.6	0.4	
6-9	0.0	0.1	0.6	0.2	0.2	
10+	0.2	0.2	0.7	0.6	0.4	
N of Valid	1755	1517	1369	1086	5727	
N of Miss	132	117	114	76	439	

Table 159: On how many occasions have you used synthetic marijuana (K2, spice) during the past 30 days?


Response	6	8	10	12	Total	
0	99.7	99.1	98.3	99.3	99.1	
1-2	0.2	0.5	0.9	0.3	0.5	
3-5	0.1	0.3	0.3	0.3	0.2	
6-9	0.0	0.0	0.2	0.2	0.1	
10+	0.1	0.1	0.3	0.0	0.1	
N of Valid	1750	1508	1369	1085	5712	
N of Miss	137	126	114	77	454	

Table 160: On how many occasions have you used methamphetamines (meth, speed, crank, crystal meth) in your lifetime?


Response	6	8	10	12	Total	
0	99.7	99.7	99.1	99.2	99.4	
1-2	0.2	0.1	0.5	0.3	0.3	
3-5	0.1	0.1	0.1	0.2	0.1	
6-9	0.0	0.0	0.1	0.0	0.0	
10+	0.0	0.1	0.3	0.4	0.2	
N of Valid	1751	1516	1370	1086	5723	
N of Miss	136	118	113	76	443	

Table 161: On how many occasions have you used methamphetamines (meth, speed, crank, crystal meth) in the past 30 days?


Response	6	8	10	12	Total	
0	99.8	99.9	99.7	99.7	99.8	
1-2	0.2	0.1	0.1	0.0	0.1	
3-5	0.0	0.0	0.1	0.0	0.0	
6-9	0.0	0.0	0.0	0.0	0.0	
10+	0.0	0.0	0.1	0.3	0.1	
N of Valid	1751	1510	1367	1085	5713	
N of Miss	136	124	116	77	453	

Table 162: On how many occasions have you used other chemical products (bath salts, plant food, etc.) in your lifetime?






Response	6	8	10	12	Total	
0	97.9	98.4	99.4	99.0	98.6	
1-2	1.1	1.1	0.4	0.3	0.8	
3-5	0.5	0.4	0.1	0.6	0.4	
6-9	0.2	0.1	0.1	0.1	0.1	
10+	0.2	0.1	0.0	0.1	0.1	
N of Valid	1742	1515	1369	1087	5713	
N of Miss	145	119	114	75	453	

Table 163: On how many occasions have you used other chemical products (bath salts, plant food, etc.) during the past 30 days?





Response	6	8	10	12	Total	
0	99.1	99.5	100.0	99.2	99.5	
1-2	0.6	0.5	0.0	0.5	0.4	
3-5	0.1	0.0	0.0	0.3	0.1	
6-9	0.0	0.0	0.0	0.0	0.0	
10+	0.2	0.0	0.0	0.1	0.1	
N of Valid	1739	1510	1370	1087	5706	
N of Miss	148	124	113	75	460	

Table 164: On how many occasions have you used heroin or other opiates in your lifetime?






Response	6	8	10	12	Total	
0	99.9	99.7	98.7	99.1	99.4	
1-2	0.1	0.1	0.4	0.3	0.2	
3-5	0.0	0.1	0.3	0.1	0.1	
6-9	0.0	0.0	0.1	0.1	0.1	
10+	0.0	0.1	0.4	0.5	0.2	
N of Valid	1742	1510	1367	1082	5701	
N of Miss	145	124	116	80	465	

Table 165: On how many occasions have you used heroin or other opiates during the past 30 days?






Response	6	8	10	12	Total	
0	100.0	99.9	99.5	99.7	99.8	
1-2	0.0	0.1	0.1	0.0	0.1	
3-5	0.0	0.0	0.2	0.0	0.1	
6-9	0.0	0.1	0.1	0.0	0.0	
10+	0.0	0.0	0.1	0.3	0.1	
N of Valid	1726	1494	1357	1071	5648	
N of Miss	161	140	126	91	518	

Table 166: On how many occasions have you used MDMA ('X', 'E', or ecstasy) in your lifetime?






Response	6	8	10	12	Total	
0	99.9	99.3	98.0	97.0	98.7	
1-2	0.1	0.5	0.8	1.8	0.7	
3-5	0.0	0.2	0.4	0.6	0.2	
6-9	0.0	0.0	0.4	0.2	0.1	
10+	0.0	0.0	0.5	0.5	0.2	
N of Valid	1720	1502	1367	1083	5672	
N of Miss	167	132	116	79	494	

Table 167: On how many occasions have you used MDMA ('X', 'E', or ecstasy) during the past 30 days?






Response	6	8	10	12	Total	
0	99.9	99.9	99.3	99.4	99.7	
1-2	0.1	0.1	0.3	0.3	0.2	
3-5	0.0	0.1	0.2	0.1	0.1	
6-9	0.0	0.0	0.1	0.0	0.0	
10+	0.0	0.0	0.1	0.3	0.1	
N of Valid	1708	1502	1363	1080	5653	
N of Miss	179	132	120	82	513	



Table 168: On how many occasions have you taken prescription drugs (such as Valium, Xanax, Ritalin, Adderall, OxyContin, Tramadol, or sleeping pills) not prescribed to you in your lifetime?






Response	6	8	10	12	Total	
0	97.2	94.0	91.1	90.0	93.5	
1-2	1.7	2.8	3.2	3.6	2.7	
3-5	0.2	1.1	2.0	2.2	1.3	
6-9	0.2	0.7	1.0	1.7	0.8	
10+	0.7	1.5	2.9	2.5	1.8	
N of Valid	1745	1511	1364	1083	5703	
N of Miss	142	123	119	79	463	

Table 169: On how many occasions have you taken prescription drugs (such as Valium, Xanax, Ritalin, Adderall, OxyContin, Tramadol, or sleeping pills) not prescribed to you during the past 30 days?






Response	6	8	10	12	Total	
0	98.6	97.3	95.6	96.5	97.1	
1-2	0.8	1.5	1.8	1.9	1.4	
3-5	0.2	0.5	1.5	0.7	0.7	
6-9	0.2	0.3	0.4	0.5	0.3	
10+	0.3	0.3	0.7	0.4	0.4	
N of Valid	1732	1507	1363	1081	5683	
N of Miss	155	127	120	81	483	

Table 170: On how many occasions have you taken non-prescription medicines such as diet pills (for example, Dietac, Dexatrim or Prolamine), stay-awake pills (for example No-Doz, Vivarin, or Wake), or cough or cold medicines (robos, DXM, etc.) to get high in your lifetime?






Response	6	8	10	12	Total	
0	98.6	97.6	96.3	97.6	97.6	
1-2	0.7	1.0	1.3	1.0	1.0	
3-5	0.2	0.6	1.1	0.2	0.5	
6-9	0.2	0.3	0.2	0.3	0.2	
10+	0.3	0.5	1.0	0.9	0.6	
N of Valid	1737	1506	1369	1083	5695	
N of Miss	150	128	114	79	471	

Table 171: On how many occasions have you taken non-prescription medicines such as diet pills (for example, Dietac, Dexatrim or Prolamine), stay-awake pills (for example No-Doz, Vivarin, or Wake), or cough or cold medicines (robos, DXM, etc.) to get high during the past 30 days?






Response	6	8	10	12	Total	
0	99.4	98.5	98.4	99.3	98.9	
1-2	0.5	1.1	0.7	0.1	0.6	
3-5	0.1	0.2	0.4	0.5	0.3	
6-9	0.0	0.1	0.1	0.0	0.1	
10+	0.0	0.1	0.4	0.2	0.1	
N of Valid	1733	1504	1367	1079	5683	
N of Miss	154	130	116	83	483	

Table 172: On how many occasions have you been drunk or very high from drinking alcoholic beverages during the past 30 days?






Response	6	8	10	12	Total	
0	99.1	95.8	88.0	81.9	92.3	
1-2	0.5	2.8	5.8	9.5	4.1	
3-5	0.1	0.9	2.4	3.5	1.5	
6-9	0.1	0.1	1.5	1.3	0.7	
10+	0.2	0.3	2.3	3.8	1.4	
N of Valid	1738	1498	1359	1079	5674	
N of Miss	149	136	124	83	492	

Table 173: On how many occasions have you drunk flavored alcoholic beverages, sometimes called 'alcopops' (like Mike's Hard Lemonade, Smirnoff Ice, Bacardi Breezers, etc.) in your lifetime?






Response	6	8	10	12	Total	
0	96.2	87.3	74.4	65.1	82.7	
1-2	2.6	6.3	9.7	8.6	6.4	
3-5	0.6	2.7	5.4	7.0	3.5	
6-9	0.1	1.4	3.4	4.6	2.1	
10+	0.5	2.4	7.1	14.9	5.3	
N of Valid	1740	1517	1365	1076	5698	
N of Miss	147	117	118	86	468	

Table 174: On how many occasions have you drunk flavored alcoholic beverages, sometimes called 'alcopops' (like Mike's Hard Lemonade, Smirnoff Ice, Bacardi Breezers, etc.) during the past 30 days?






Response	6	8	10	12	Total	
0	98.8	95.5	87.9	82.1	92.1	
1-2	0.8	3.2	6.6	10.4	4.7	
3-5	0.3	0.8	3.1	3.8	1.8	
6-9	0.0	0.1	0.8	1.4	0.5	
10+	0.1	0.3	1.6	2.3	0.9	
N of Valid	1734	1510	1368	1082	5694	
N of Miss	153	124	115	80	472	

Table 175: If you smoked cigarettes (not just a puff or drag) in the past year, how did you usually get them?













Response	6	8	10	12	Total	
I did not smoke cigarettes in the past year	96.9	91.4	88.0	84.4	91.0	
I bought them myself with a fake ID	0.0	0.1	0.4	0.1	0.1	
I bought them myself without a fake ID	0.0	0.0	0.2	1.8	0.4	
I got them from someone I know age 18 or older	0.1	1.6	3.4	5.8	2.3	
I got them from someone I know under age 18	0.4	1.3	2.3	1.6	1.3	
I got them from my brother or sister	0.1	0.3	0.2	0.5	0.3	
I got them from home with my parents' permission	0.0	0.1	0.3	0.4	0.2	
I got them from home without my parents' permission	0.6	1.9	1.9	1.1	1.3	
I got them from another relative	0.2	0.5	0.8	0.4	0.4	
A stranger bought them for me	0.1	0.0	0.2	0.6	0.2	
I took them from a store or shop	0.1	0.0	0.2	0.2	0.1	
Other	1.6	2.6	2.4	3.1	2.3	
N of Valid	1721	1471	1333	1051	5576	
N of Miss	166	163	150	111	590	

Table 176: If you used e-cigarettes, e-cigars, or e-hookahs (not just a puff or drag) in the past year, how did you usually get them? - I did not use e-cigarettes, e-cigars, or e-hookahs in the past year



Response	6	8	10	12	Total	
No	3.6	17.1	27.7	33.9	18.7	
Yes	96.4	82.9	72.3	66.1	81.3	
N of Valid	1697	1466	1323	1056	5542	
N of Miss	0	0	0	0	0	

Table 177: If you used e-cigarettes, e-cigars, or e-hookahs (not just a puff or drag) in the past year, how did you usually get them? - I bought them in a store such as a convenience store, supermarket, discount store, or gas station



Response	6	8	10	12	Total	
No	99.8	99.8	98.9	95.2	98.7	
Yes	0.2	0.2	1.1	4.8	1.3	
N of Valid	1697	1466	1323	1056	5542	
N of Miss	0	0	0	0	0	

Table 178: If you used e-cigarettes, e-cigars, or e-hookahs (not just a puff or drag) in the past year, how did you usually get them? - I got them on the Internet



Response	6	8	10	12	Total	
No	99.7	99.7	99.2	99.3	99.5	
Yes	0.3	0.3	0.8	0.7	0.5	
N of Valid	1697	1466	1323	1056	5542	
N of Miss	0	0	0	0	0	

Table 179: If you used e-cigarettes, e-cigars, or e-hookahs (not just a puff or drag) in the past year, how did you usually get them? - I got them at a store that sells electronic cigarettes, such as a "vape shop"



Response	6	8	10	12	Total	
No	99.9	99.5	98.2	93.7	98.2	
Yes	0.1	0.5	1.8	6.3	1.8	
N of Valid	1697	1466	1323	1056	5542	
N of Miss	0	0	0	0	0	

Table 180: If you used e-cigarettes, e-cigars, or e-hookahs (not just a puff or drag) in the past year, how did you usually get them? - I got them from a family member



Response	6	8	10	12	Total	
No	98.3	94.7	96.1	96.4	96.4	
Yes	1.7	5.3	3.9	3.6	3.6	
N of Valid	1697	1466	1323	1056	5542	
N of Miss	0	0	0	0	0	

Table 181: If you used e-cigarettes, e-cigars, or e-hookahs (not just a puff or drag) in the past year, how did you usually get them? - I got them from a friend



Response	6	8	10	12	Total	
No	98.5	88.5	80.5	79.7	88.0	
Yes	1.5	11.5	19.5	20.3	12.0	
N of Valid	1697	1466	1323	1056	5542	
N of Miss	0	0	0	0	0	

Table 182: If you used e-cigarettes, e-cigars, or e-hookahs (not just a puff or drag) in the past year, how did you usually get them? - A stranger got them for me



Response	6	8	10	12	Total	
No	99.8	99.8	99.2	99.2	99.6	
Yes	0.2	0.2	0.8	0.8	0.4	
N of Valid	1697	1466	1323	1056	5542	
N of Miss	0	0	0	0	0	

Table 183: If you used e-cigarettes, e-cigars, or e-hookahs (not just a puff or drag) in the past year, how did you usually get them? - I took them from a store or shop



Response	6	8	10	12	Total	
No	99.8	99.9	100.0	99.9	99.9	
Yes	0.2	0.1	0.0	0.1	0.1	
N of Valid	1697	1466	1323	1056	5542	
N of Miss	0	0	0	0	0	

Table 184: If you used e-cigarettes, e-cigars, or e-hookahs (not just a puff or drag) in the past year, how did you usually get them? - I got them some other way



Response	6	8	10	12	Total	
No	99.2	97.3	96.3	97.8	97.7	
Yes	0.8	2.7	3.7	2.2	2.3	
N of Valid	1697	1466	1323	1056	5542	
N of Miss	0	0	0	0	0	

Table 185: If you used marijuana (grass, pot) (not just a puff or drag) in the past year, how did you usually get it? - I did not use marijuana (grass, pot) in the past year



Response	6	8	10	12	Total	
No	2.8	11.0	23.8	30.0	15.2	
Yes	97.2	89.0	76.2	70.0	84.8	
N of Valid	1702	1450	1314	1052	5518	
N of Miss	0	0	0	0	0	

Table 186: If you used marijuana (grass, pot) (not just a puff or drag) in the past year, how did you usually get it? - I bought it myself



Response	6	8	10	12	Total	
No	99.6	97.7	92.5	87.7	95.1	
Yes	0.4	2.3	7.5	12.3	4.9	
N of Valid	1702	1450	1314	1052	5518	
N of Miss	0	0	0	0	0	

Table 187: If you used marijuana (grass, pot) (not just a puff or drag) in the past year, how did you usually get it? - I got it from someone at school



Response	6	8	10	12	Total	
No	99.7	97.1	93.8	94.5	96.6	
Yes	0.3	2.9	6.2	5.5	3.4	
N of Valid	1702	1450	1314	1052	5518	
N of Miss	0	0	0	0	0	

Table 188: If you used marijuana (grass, pot) (not just a puff or drag) in the past year, how did you usually get it? - I got it from someone with a medical marijuana card



Response	6	8	10	12	Total	
No	99.8	99.3	98.3	98.4	99.0	
Yes	0.2	0.7	1.7	1.6	1.0	
N of Valid	1702	1450	1314	1052	5518	
N of Miss	0	0	0	0	0	

Table 189: If you used marijuana (grass, pot) (not just a puff or drag) in the past year, how did you usually get it? - I got it from my brother or sister



Response	6	8	10	12	Total	
No	99.8	98.6	98.3	98.4	98.9	
Yes	0.2	1.4	1.7	1.6	1.1	
N of Valid	1702	1450	1314	1052	5518	
N of Miss	0	0	0	0	0	

Table 190: If you used marijuana (grass, pot) (not just a puff or drag) in the past year, how did you usually get it? - I got it from another relative



Response	6	8	10	12	Total	
No	99.7	97.8	97.3	97.6	98.2	
Yes	0.3	2.2	2.7	2.4	1.8	
N of Valid	1702	1450	1314	1052	5518	
N of Miss	0	0	0	0	0	

Table 191: If you used marijuana (grass, pot) (not just a puff or drag) in the past year, how did you usually get it? - Other



Response	6	8	10	12	Total	
No	97.8	95.2	91.9	89.3	94.1	
Yes	2.2	4.8	8.1	10.7	5.9	
N of Valid	1702	1450	1314	1052	5518	
N of Miss	0	0	0	0	0	

Table 192: If you drank alcohol (not just a sip or taste) in the past year, how did you usually get it?













Response	6	8	10	12	Total	
I did not drink alcohol in the past year	94.3	82.1	68.3	56.1	77.7	
I bought it myself with a fake ID	0.1	0.1	0.6	0.9	0.3	
I bought it myself without a fake ID	0.0	0.1	0.5	1.0	0.3	
I got it from someone I know age 21 or older	0.5	2.7	7.1	17.0	5.8	
I got it from someone I know under age 21	0.2	1.6	5.0	5.3	2.7	
I got it from my brother or sister	0.1	1.0	1.4	1.8	1.0	
I got it from home with my parents' permission	1.3	3.4	5.3	6.5	3.8	
I got it from home without my parents' permission	0.8	3.4	4.5	2.3	2.7	
I got it from another relative	0.4	1.4	2.0	2.0	1.3	
A stranger bought it for me	0.1	0.3	0.5	1.4	0.5	
I took it from a store or shop	0.0	0.1	0.1	0.0	0.1	
Other	2.2	3.8	4.6	5.7	3.9	
N of Valid	1694	1460	1307	1048	5509	
N of Miss	193	174	176	114	657	

Table 193: If you used prescription drugs or over the counter drugs without a doctor telling you to use it or for the purpose of getting high, where did you get these drugs? - Did not use



Response	6	8	10	12	Total	
No	0.9	2.5	6.0	4.8	3.3	
Yes	99.1	97.5	94.0	95.2	96.7	
N of Valid	1698	1451	1320	1052	5521	
N of Miss	0	0	0	0	0	



Table 194: If you used prescription drugs or over the counter drugs without a doctor telling you to use it or for the purpose of getting high, where did you get these drugs? -  
Bought or took from store or shop



Response	6	8	10	12	Total	
No	100.0	99.8	99.4	99.6	99.7	
Yes	0.0	0.2	0.6	0.4	0.3	
N of Valid	1698	1451	1320	1052	5521	
N of Miss	0	0	0	0	0	

Table 195: If you used prescription drugs or over the counter drugs without a doctor telling you to use it or for the purpose of getting high, where did you get these drugs? -  
Got from parents with permission



Response	6	8	10	12	Total	
No	99.6	99.4	99.2	99.2	99.4	
Yes	0.4	0.6	0.8	0.8	0.6	
N of Valid	1698	1451	1320	1052	5521	
N of Miss	0	0	0	0	0	

Table 196: If you used prescription drugs or over the counter drugs without a doctor telling you to use it or for the purpose of getting high, where did you get these drugs? -  
Got from home without permission



Response	6	8	10	12	Total	
No	99.9	99.3	98.4	99.2	99.3	
Yes	0.1	0.7	1.6	0.8	0.7	
N of Valid	1698	1451	1320	1052	5521	
N of Miss	0	0	0	0	0	

Table 197: If you used prescription drugs or over the counter drugs without a doctor telling you to use it or for the purpose of getting high, where did you get these drugs? -  
Got from relative with permission



Response	6	8	10	12	Total	
No	99.9	99.9	99.5	99.6	99.8	
Yes	0.1	0.1	0.5	0.4	0.2	
N of Valid	1698	1451	1320	1052	5521	
N of Miss	0	0	0	0	0	

Table 198: If you used prescription drugs or over the counter drugs without a doctor telling you to use it or for the purpose of getting high, where did you get these drugs? -  
Got from relative without permission



Response	6	8	10	12	Total	
No	99.9	99.6	99.6	99.9	99.7	
Yes	0.1	0.4	0.4	0.1	0.3	
N of Valid	1698	1451	1320	1052	5521	
N of Miss	0	0	0	0	0	

Table 199: If you used prescription drugs or over the counter drugs without a doctor telling you to use it or for the purpose of getting high, where did you get these drugs? -  
Got from friend's home with permission



Response	6	8	10	12	Total	
No	99.9	99.7	99.6	99.3	99.7	
Yes	0.1	0.3	0.4	0.7	0.3	
N of Valid	1698	1451	1320	1052	5521	
N of Miss	0	0	0	0	0	

Table 200: If you used prescription drugs or over the counter drugs without a doctor telling you to use it or for the purpose of getting high, where did you get these drugs? -  
Got from friend's home without permission



Response	6	8	10	12	Total	
No	100.0	99.9	99.7	99.9	99.9	
Yes	0.0	0.1	0.3	0.1	0.1	
N of Valid	1698	1451	1320	1052	5521	
N of Miss	0	0	0	0	0	

Table 201: If you used prescription drugs or over the counter drugs without a doctor telling you to use it or for the purpose of getting high, where did you get these drugs? -  
Got from friend at school



Response	6	8	10	12	Total	
No	100.0	99.7	99.1	99.3	99.6	
Yes	0.0	0.3	0.9	0.7	0.4	
N of Valid	1698	1451	1320	1052	5521	
N of Miss	0	0	0	0	0	

Table 202: If you used prescription drugs or over the counter drugs without a doctor telling you to use it or for the purpose of getting high, where did you get these drugs? -  
Got from friend at party



Response	6	8	10	12	Total	
No	99.9	99.4	99.5	99.3	99.6	
Yes	0.1	0.6	0.5	0.7	0.4	
N of Valid	1698	1451	1320	1052	5521	
N of Miss	0	0	0	0	0	

Table 203: If you used prescription drugs or over the counter drugs without a doctor telling you to use it or for the purpose of getting high, where did you get these drugs? -  
Got from friend, elsewhere



Response	6	8	10	12	Total	
No	99.8	99.1	98.4	98.0	98.9	
Yes	0.2	0.9	1.6	2.0	1.1	
N of Valid	1698	1451	1320	1052	5521	
N of Miss	0	0	0	0	0	

Table 204: If you used prescription drugs or over the counter drugs without a doctor telling you to use it or for the purpose of getting high, where did you get these drugs? -  
Got from internet sale



Response	6	8	10	12	Total	
No	99.9	99.9	99.8	99.9	99.9	
Yes	0.1	0.1	0.2	0.1	0.1	
N of Valid	1698	1451	1320	1052	5521	
N of Miss	0	0	0	0	0	

Table 205: During the last month, about how many marijuana cigarettes, or the equivalent, did you smoke a day, on the average?


Response	6	8	10	12	Total	
None	98.5	94.6	86.7	84.1	92.0	
Less than 1 a day	0.8	3.0	4.8	6.5	3.4	
1 a day	0.4	0.6	2.0	3.8	1.5	
2-3 a day	0.1	1.3	3.6	2.3	1.6	
4-6 a day	0.0	0.5	1.1	1.5	0.7	
7-10 a day	0.1	0.1	0.5	0.1	0.2	
11 or more a day	0.1	0.0	1.3	1.6	0.6	
N of Valid	1713	1450	1320	1045	5528	
N of Miss	174	184	163	117	638	

Table 206: How wrong do your friends feel it would be for YOU to: have one or two drinks of an alcoholic beverage nearly every day?

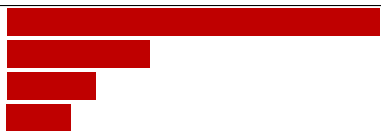
Response	6	8	10	12	Total	
Very wrong	81.3	58.0	43.0	43.6	58.9	
Wrong	12.5	23.8	26.6	23.9	21.0	
A little bit wrong	4.2	12.7	16.6	18.4	12.0	
Not at all wrong	2.0	5.5	13.8	14.1	8.0	
N of Valid	1729	1462	1326	1053	5570	
N of Miss	158	172	157	109	596	

Table 207: How wrong do your friends feel it would be for YOU to: smoke tobacco?


Response	6	8	10	12	Total	
Very wrong	86.8	64.5	56.0	53.6	67.3	
Wrong	8.8	21.9	24.6	22.2	18.5	
A little bit wrong	3.0	9.2	11.0	11.4	8.1	
Not at all wrong	1.5	4.3	8.4	12.8	6.0	
N of Valid	1720	1464	1326	1051	5561	
N of Miss	167	170	157	111	605	

Table 208: How wrong do your friends feel it would be for YOU to: smoke marijuana?





Response	6	8	10	12	Total	
Very wrong	88.7	63.5	42.5	40.1	61.8	
Wrong	6.7	17.1	18.5	16.4	14.1	
A little bit wrong	2.5	10.3	16.5	16.7	10.6	
Not at all wrong	2.2	9.1	22.5	26.7	13.5	
N of Valid	1713	1459	1325	1052	5549	
N of Miss	174	175	158	110	617	

Table 209: How wrong do your friends feel it would be for YOU to: use prescription drugs not prescribed to you?





Response	6	8	10	12	Total	
Very wrong	87.8	75.9	69.0	71.4	77.1	
Wrong	8.1	16.5	17.6	17.9	14.4	
A little bit wrong	2.6	4.9	7.4	5.9	5.0	
Not at all wrong	1.5	2.8	6.0	4.8	3.6	
N of Valid	1712	1458	1329	1050	5549	
N of Miss	175	176	154	112	617	

Table 210: How wrong would most adults (over 21) in your neighborhood think it is for kids your age: to use marijuana?





Response	6	8	10	12	Total	
Very wrong	89.8	74.3	64.6	57.9	73.7	
Wrong	7.1	15.5	18.9	20.7	14.7	
A little bit wrong	1.9	7.6	9.2	13.0	7.2	
Not at all wrong	1.3	2.6	7.2	8.4	4.4	
N of Valid	1709	1455	1320	1047	5531	
N of Miss	178	179	163	115	635	

Table 211: How wrong would most adults (over 21) in your neighborhood think it is for kids your age: to drink alcohol?


Response	6	8	10	12	Total	
Very wrong	84.8	68.7	59.4	49.0	67.7	
Wrong	9.7	18.0	21.9	23.6	17.4	
A little bit wrong	3.9	9.5	12.1	17.5	9.9	
Not at all wrong	1.6	3.9	6.6	9.9	5.0	
N of Valid	1696	1449	1320	1044	5509	
N of Miss	191	185	163	118	657	

Table 212: How wrong would most adults (over 21) in your neighborhood think it is for kids your age: to smoke cigarettes?


Response	6	8	10	12	Total	
Very wrong	86.7	73.9	69.7	61.4	74.4	
Wrong	9.0	17.1	19.2	20.2	15.7	
A little bit wrong	2.8	6.0	6.3	11.0	6.0	
Not at all wrong	1.5	3.1	4.9	7.4	3.8	
N of Valid	1692	1441	1319	1043	5495	
N of Miss	195	193	164	119	671	

Table 213: How much do each of the following statements describe your neighborhood? crime and/or drug selling


Response	6	8	10	12	Total	
NO!	79.1	65.9	63.7	62.6	68.8	
no	13.0	21.7	22.0	23.6	19.5	
yes	5.7	9.6	10.9	9.7	8.7	
YES!	2.2	2.8	3.4	4.1	3.0	
N of Valid	1695	1449	1313	1043	5500	
N of Miss	192	185	170	119	666	

Table 214: How much do each of the following statements describe your neighborhood? fights


Response	6	8	10	12	Total	
NO!	67.5	62.4	63.3	64.2	64.5	
no	18.4	23.8	24.3	24.4	22.4	
yes	10.1	10.4	9.6	8.4	9.7	
YES!	4.0	3.4	2.8	3.1	3.4	
N of Valid	1686	1446	1314	1041	5487	
N of Miss	201	188	169	121	679	

Table 215: How much do each of the following statements describe your neighborhood? lots of empty or abandoned buildings


Response	6	8	10	12	Total	
NO!	70.7	64.2	65.7	66.3	66.9	
no	19.4	24.9	24.8	24.8	23.1	
yes	7.8	8.2	7.4	6.9	7.6	
YES!	2.1	2.8	2.2	2.0	2.3	
N of Valid	1681	1440	1316	1042	5479	
N of Miss	206	194	167	120	687	

Table 216: How much do each of the following statements describe your neighborhood? lots of graffiti


Response	6	8	10	12	Total	
NO!	79.9	72.4	71.6	72.2	74.5	
no	16.4	24.0	23.9	23.6	21.6	
yes	2.7	2.6	3.3	2.8	2.8	
YES!	1.0	1.0	1.3	1.4	1.1	
N of Valid	1659	1425	1308	1036	5428	
N of Miss	228	209	175	126	738	

Table 217: I feel safe in my neighborhood.

Response	6	8	10	12	Total	
NO!	5.9	4.7	4.5	5.5	5.2	
no	8.9	8.8	7.2	7.5	8.2	
yes	35.4	41.7	40.2	40.9	39.2	
YES!	49.9	44.8	48.1	46.1	47.4	
N of Valid	1701	1450	1310	1038	5499	
N of Miss	186	184	173	124	667	

Table 218: If a kid smoked marijuana in your neighborhood would he or she be caught by the police?

Response	6	8	10	12	Total	
NO!	12.6	16.8	21.0	24.4	17.9	
no	19.3	36.6	47.0	46.4	35.5	
yes	33.1	28.3	22.0	20.7	26.9	
YES!	35.0	18.3	10.0	8.4	19.7	
N of Valid	1712	1451	1313	1043	5519	
N of Miss	175	183	170	119	647	

Table 219: If a kid drank some beer, wine or hard liquor (for example, vodka, whiskey, or gin) in your neighborhood would he or she be caught by the police?

Response	6	8	10	12	Total	
NO!	14.0	19.1	24.4	29.7	20.8	
no	25.0	42.0	50.5	48.1	40.0	
yes	31.8	24.8	17.3	16.0	23.5	
YES!	29.2	14.2	7.8	6.1	15.8	
N of Valid	1690	1448	1309	1043	5490	
N of Miss	197	186	174	119	676	



Table 220: If a kid carried a handgun in your neighborhood would he or she be caught by the police?

Response	6	8	10	12	Total	
NO!	11.6	16.0	17.5	20.8	15.9	
no	14.1	24.9	29.4	30.3	23.7	
yes	30.2	30.8	31.0	32.6	31.0	
YES!	44.1	28.3	22.1	16.2	29.4	
N of Valid	1691	1445	1308	1042	5486	
N of Miss	196	189	175	120	680	

Table 221: If you wanted to get some cigarettes, how easy would it be for you to get some?

Response	6	8	10	12	Total	
Very hard	75.4	53.0	38.9	32.2	52.5	
Sort of hard	11.2	15.7	17.6	16.0	14.8	
Sort of easy	7.4	18.5	22.2	22.5	16.8	
Very easy	6.0	12.8	21.3	29.3	15.9	
N of Valid	1657	1444	1307	1035	5443	
N of Miss	230	190	176	127	723	

Table 222: If you wanted to get some beer, wine or hard liquor (for example, vodka, whiskey, or gin), how easy would it be for you to get some?

Response	6	8	10	12	Total	
Very hard	73.8	49.6	30.0	26.9	47.9	
Sort of hard	12.1	16.5	17.1	13.3	14.7	
Sort of easy	8.0	17.3	22.8	24.8	17.2	
Very easy	6.0	16.5	30.1	34.9	20.1	
N of Valid	1655	1439	1304	1036	5434	
N of Miss	232	195	179	126	732	

Table 223: If you wanted to get a drug like cocaine, LSD, or amphetamines, how easy would it be for you to get some?

Response	6	8	10	12	Total	
Very hard	91.7	81.3	68.6	62.3	77.8	
Sort of hard	5.2	10.9	16.4	19.8	12.2	
Sort of easy	1.8	4.1	7.5	9.2	5.2	
Very easy	1.4	3.8	7.5	8.8	4.9	
N of Valid	1654	1437	1305	1037	5433	
N of Miss	233	197	178	125	733	

Table 224: If you wanted to get a handgun, how easy would it be for you to get one?

Response	6	8	10	12	Total	
Very hard	78.2	66.4	59.6	56.5	66.5	
Sort of hard	10.1	13.4	14.9	14.8	13.0	
Sort of easy	6.4	9.2	11.2	11.8	9.3	
Very easy	5.4	11.0	14.3	16.8	11.2	
N of Valid	1644	1440	1303	1033	5420	
N of Miss	243	194	180	129	746	

Table 225: If you wanted to get some marijuana, how easy would it be for you to get some?

Response	6	8	10	12	Total	
Very hard	88.0	65.3	39.4	33.5	59.9	
Sort of hard	5.9	10.7	11.2	12.4	9.7	
Sort of easy	3.4	11.4	17.6	17.0	11.5	
Very easy	2.8	12.6	31.8	37.1	18.9	
N of Valid	1634	1431	1296	1033	5394	
N of Miss	253	203	187	129	772	

Table 226: If you wanted to get prescription drugs for the purpose of getting high, how easy would it be for you to get some?





Response	6	8	10	12	Total	
Very hard	82.0	67.1	52.7	50.3	65.0	
Sort of hard	8.0	12.9	16.4	20.1	13.6	
Sort of easy	5.7	9.9	14.0	11.3	9.9	
Very easy	4.3	10.0	17.0	18.2	11.5	
N of Valid	1643	1439	1302	1033	5417	
N of Miss	244	195	181	129	749	

Table 227: If you wanted to get synthetic marijuana such as K2 or chemical products such as bath salts to get high, how easy would it be for you to get some?





Response	6	8	10	12	Total	
Very hard	90.1	79.3	66.8	63.5	76.5	
Sort of hard	5.2	11.0	15.5	18.7	11.8	
Sort of easy	2.8	4.6	8.8	8.3	5.8	
Very easy	1.8	5.2	8.9	9.5	5.9	
N of Valid	1640	1432	1298	1036	5406	
N of Miss	247	202	185	126	760	

Table 228: If you wanted to get steroids to use or to enhance athletic performance, how easy would it be for you to get some?





Response	6	8	10	12	Total	
Very hard	88.8	82.8	70.8	67.1	78.7	
Sort of hard	6.9	9.5	15.4	17.4	11.6	
Sort of easy	2.5	3.9	7.0	6.6	4.7	
Very easy	1.8	3.9	6.8	9.0	4.9	
N of Valid	1635	1427	1298	1036	5396	
N of Miss	252	207	185	126	770	

Table 229: If you wanted to get e-cigarettes, e-cigars, or e-hookahs, how easy would it be for you to get some?





Response	6	8	10	12	Total	
Very hard	83.0	58.3	35.7	32.9	55.5	
Sort of hard	7.4	9.7	10.1	7.5	8.7	
Sort of easy	4.9	13.2	16.2	13.7	11.5	
Very easy	4.8	18.8	38.0	45.8	24.3	
N of Valid	1642	1432	1298	1036	5408	
N of Miss	245	202	185	126	758	

Table 230: During the past 12 months, have you participated in any alcohol prevention programs or seen any alcohol prevention messages in your school or community? Yes, a school-based program focused on preventing underage drinking and/or drinking and driving.



Response	6	8	10	12	Total	
No	59.1	71.9	82.3	86.5	73.2	
Yes	40.9	28.1	17.7	13.5	26.8	
N of Valid	1646	1414	1288	1026	5374	
N of Miss	0	0	0	0	0	

Table 231: During the past 12 months, have you participated in any alcohol prevention programs or seen any alcohol prevention messages in your school or community? Yes, a community-based program focused on preventing underage drinking and/or drinking and driving (for example, through your church or temple or through youth groups like Boys and Girls Club or 4-H).



Response	6	8	10	12	Total	
No	85.7	91.3	95.7	95.3	91.4	
Yes	14.3	8.7	4.3	4.7	8.6	
N of Valid	1646	1414	1288	1026	5374	
N of Miss	0	0	0	0	0	

Table 232: During the past 12 months, have you participated in any alcohol prevention programs or seen any alcohol prevention messages in your school or community? Yes, a media campaign addressing underage drinking and/or drinking and driving (for example, newspaper ads, posters, pamphlets, radio, TV).



Response	6	8	10	12	Total	
No	88.1	90.1	90.0	91.2	89.7	
Yes	11.9	9.9	10.0	8.8	10.3	
N of Valid	1646	1414	1288	1026	5374	
N of Miss	0	0	0	0	0	

Table 233: During the past 12 months, have you participated in any alcohol prevention programs or seen any alcohol prevention messages in your school or community? No



Response	6	8	10	12	Total	
No	47.1	35.6	25.6	21.0	34.0	
Yes	52.9	64.4	74.4	79.0	66.0	
N of Valid	1646	1414	1288	1026	5374	
N of Miss	0	0	0	0	0	

Table 234: How wrong do your parents feel it would be for YOU to: have one or two drinks of an alcoholic beverage nearly every day?





Response	6	8	10	12	Total	
Very wrong	91.3	83.5	79.0	75.8	83.4	
Wrong	6.2	10.5	13.0	13.2	10.3	
A little bit wrong	1.8	4.3	5.9	7.6	4.5	
Not at all wrong	0.7	1.7	2.2	3.4	1.8	
N of Valid	1685	1434	1298	1034	5451	
N of Miss	202	200	185	128	715	

Table 235: How wrong do your parents feel it would be for YOU to: smoke tobacco?





Response	6	8	10	12	Total	
Very wrong	95.3	88.6	86.7	80.8	88.7	
Wrong	2.9	7.8	8.7	11.5	7.2	
A little bit wrong	1.5	2.2	2.5	5.3	2.6	
Not at all wrong	0.4	1.5	2.1	2.3	1.4	
N of Valid	1680	1436	1295	1033	5444	
N of Miss	207	198	188	129	722	

Table 236: How wrong do your parents feel it would be for YOU to: smoke marijuana?





Response	6	8	10	12	Total	
Very wrong	95.5	86.4	79.5	75.6	85.5	
Wrong	2.7	7.2	9.3	11.3	7.1	
A little bit wrong	1.3	3.8	6.2	6.7	4.1	
Not at all wrong	0.5	2.6	5.0	6.4	3.2	
N of Valid	1681	1425	1290	1030	5426	
N of Miss	206	209	193	132	740	

Table 237: How wrong do your parents feel it would be for YOU to: use prescription drugs not prescribed to you?





Response	6	8	10	12	Total	
Very wrong	94.7	92.4	90.4	88.6	91.9	
Wrong	4.1	5.3	6.2	8.1	5.7	
A little bit wrong	0.7	1.5	1.8	2.1	1.4	
Not at all wrong	0.5	0.8	1.6	1.2	1.0	
N of Valid	1680	1425	1292	1036	5433	
N of Miss	207	209	191	126	733	

Table 238: How wrong do your parents feel it would be for YOU to: steal something?





Response	6	8	10	12	Total	
Very wrong	88.0	84.5	84.4	85.2	85.7	
Wrong	10.3	12.0	12.4	11.6	11.5	
A little bit wrong	1.4	2.8	2.4	1.8	2.1	
Not at all wrong	0.4	0.7	0.8	1.4	0.7	
N of Valid	1671	1416	1291	1029	5407	
N of Miss	216	218	192	133	759	

Table 239: How wrong do your parents feel it would be for YOU to: draw graffiti, write things, or draw pictures on buildings or other property (without the owner's permission)?





Response	6	8	10	12	Total	
Very wrong	90.5	85.1	83.2	82.2	85.8	
Wrong	6.7	10.4	11.4	12.5	9.9	
A little bit wrong	2.1	3.4	3.4	3.5	3.0	
Not at all wrong	0.7	1.1	2.0	1.7	1.3	
N of Valid	1667	1424	1294	1036	5421	
N of Miss	220	210	189	126	745	

Table 240: How wrong do your parents feel it would be for YOU to: pick a fight with someone?





Response	6	8	10	12	Total	
Very wrong	70.4	62.0	57.5	63.5	63.8	
Wrong	19.2	22.7	26.9	21.9	22.4	
A little bit wrong	8.2	12.9	12.0	11.5	11.0	
Not at all wrong	2.2	2.4	3.6	3.1	2.7	
N of Valid	1681	1425	1290	1034	5430	
N of Miss	206	209	193	128	736	

Table 241: During the past 12 months, have you talked with at least one of your parents about the dangers of underage drinking and/or drinking and driving? By parents, we mean either your biological parents, adoptive parents, stepparents, or adult guardians - whether or not they live with you.



Response	6	8	10	12	Total	
No	46.5	51.6	48.9	54.9	50.0	
Yes	53.5	48.4	51.1	45.1	50.0	
N of Valid	1618	1383	1255	1000	5256	
N of Miss	269	251	228	162	910	

Table 242: The rules in my family are clear.

Response	6	8	10	12	Total	
NO!	3.9	4.1	2.9	6.1	4.1	
no	5.3	7.4	7.1	6.9	6.6	
yes	30.4	37.2	36.7	39.2	35.4	
YES!	60.4	51.3	53.3	47.8	53.9	
N of Valid	1653	1419	1290	1032	5394	
N of Miss	234	215	193	130	772	

Table 243: People in my family have serious arguments about the same things, and often insult or yell at each other.

Response	6	8	10	12	Total	
NO!	41.9	32.0	29.3	31.2	34.2	
no	31.4	38.4	40.0	37.8	36.5	
yes	17.9	19.5	20.8	21.0	19.7	
YES!	8.8	10.1	9.9	9.9	9.6	
N of Valid	1645	1417	1281	1031	5374	
N of Miss	242	217	202	131	792	

Table 244: When I am not at home, one of my parents knows where I am and who I am with.

Response	6	8	10	12	Total	
NO!	5.1	4.6	3.4	7.0	4.9	
no	4.1	5.3	6.0	6.7	5.4	
yes	23.8	34.3	38.1	39.7	33.0	
YES!	67.0	55.8	52.5	46.7	56.7	
N of Valid	1657	1427	1283	1031	5398	
N of Miss	230	207	200	131	768	



Table 245: My family has clear rules about alcohol and drug use.

Response	6	8	10	12	Total	
NO!	6.3	4.9	4.2	6.4	5.4	
no	6.3	8.4	8.1	10.3	8.0	
yes	18.8	28.6	31.3	35.1	27.5	
YES!	68.7	58.2	56.4	48.3	59.1	
N of Valid	1642	1421	1281	1034	5378	
N of Miss	245	213	202	128	788	

Table 246: If you skipped school would you be caught by your parents?

Response	6	8	10	12	Total	
NO!	5.6	6.0	5.5	8.8	6.3	
no	4.0	7.8	12.0	12.3	8.5	
yes	17.6	28.4	30.3	34.5	26.7	
YES!	72.8	57.8	52.2	44.4	58.5	
N of Valid	1652	1414	1279	1030	5375	
N of Miss	235	220	204	132	791	

Table 247: My parents ask if I've gotten my homework done.

Response	6	8	10	12	Total	
NO!	6.5	8.6	9.2	17.6	9.8	
no	8.6	15.7	20.0	23.2	16.0	
yes	25.9	34.4	33.1	30.2	30.7	
YES!	59.0	41.3	37.7	29.0	43.5	
N of Valid	1646	1419	1280	1028	5373	
N of Miss	241	215	203	134	793	

Table 248: Would your parents know if you did not come home on time?





Response	6	8	10	12	Total	
NO!	3.7	4.7	4.1	8.7	5.0	
no	5.9	8.0	9.0	11.1	8.2	
yes	23.0	31.7	34.2	34.4	30.1	
YES!	67.4	55.7	52.7	45.9	56.7	
N of Valid	1649	1417	1279	1027	5372	
N of Miss	238	217	204	135	794	

Table 249: Do you know how to properly dispose of leftover prescription drugs?



Response	6	8	10	12	Total	
No	77.3	69.9	64.8	61.6	69.3	
Yes	22.7	30.1	35.2	38.4	30.7	
N of Valid	1579	1380	1254	1020	5233	
N of Miss	308	254	229	142	933	

Table 250: Have any of your brothers or sisters ever: drunk beer, wine or hard liquor (for example, vodka, whiskey or gin)?




Response	6	8	10	12	Total	
No	76.9	58.7	49.2	44.6	59.2	
Yes	18.9	36.8	46.6	50.4	36.3	
I don't have any brothers or sisters	4.2	4.4	4.2	5.0	4.4	
N of Valid	1647	1442	1310	1040	5439	
N of Miss	240	192	173	122	727	

Table 251: Have any of your brothers or sisters ever: smoked marijuana?




Response	6	8	10	12	Total	
No	89.2	75.7	65.3	61.0	74.5	
Yes	6.7	19.9	30.4	34.3	21.2	
I don't have any brothers or sisters	4.1	4.4	4.3	4.6	4.3	
N of Valid	1645	1440	1312	1037	5434	
N of Miss	242	194	171	125	732	

Table 252: Have any of your brothers or sisters ever: smoked cigarettes?




Response	6	8	10	12	Total	
No	84.4	72.7	73.0	68.2	75.5	
Yes	11.4	22.7	22.7	27.2	20.1	
I don't have any brothers or sisters	4.2	4.5	4.3	4.6	4.4	
N of Valid	1644	1430	1311	1038	5423	
N of Miss	243	204	172	124	743	

Table 253: Have any of your brothers or sisters ever: taken a handgun to school?




Response	6	8	10	12	Total	
No	95.1	94.1	94.3	93.2	94.3	
Yes	0.7	1.5	1.5	2.0	1.3	
I don't have any brothers or sisters	4.2	4.5	4.2	4.7	4.4	
N of Valid	1636	1431	1308	1037	5412	
N of Miss	251	203	175	125	754	

Table 254: Have any of your brothers or sisters ever: been suspended or expelled from school?




Response	6	8	10	12	Total	
No	78.9	73.1	72.1	74.0	74.8	
Yes	16.8	22.4	23.6	21.1	20.8	
I don't have any brothers or sisters	4.3	4.5	4.3	4.8	4.5	
N of Valid	1633	1436	1310	1036	5415	
N of Miss	254	198	173	126	751	

Table 255: Have any of your brothers or sisters ever: used e-cigarettes, e-cigars or e-hookahs (vaping)?




Response	6	8	10	12	Total	
No	81.4	67.8	60.1	59.5	68.5	
Yes	14.4	27.7	35.5	35.7	27.1	
I don't have any brothers or sisters	4.2	4.5	4.4	4.8	4.4	
N of Valid	1634	1437	1309	1039	5419	
N of Miss	253	197	174	123	747	

Table 256: Have any of your brothers or sisters ever: used prescription drugs not prescribed to him/her?




Response	6	8	10	12	Total	
No	92.8	87.9	87.0	84.3	88.5	
Yes	2.9	7.5	8.8	11.0	7.1	
I don't have any brothers or sisters	4.3	4.5	4.3	4.7	4.4	
N of Valid	1634	1432	1311	1037	5414	
N of Miss	253	202	172	125	752	

Table 257: Have you changed homes in the past year (the last 12 months)?



Response	6	8	10	12	Total	
No	72.5	74.7	75.5	78.2	74.9	
Yes	27.5	25.3	24.5	21.8	25.1	
N of Valid	1634	1425	1304	1031	5394	
N of Miss	253	209	179	131	772	

Table 258: How many times have you changed homes since kindergarten?






Response	6	8	10	12	Total	
Never	35.9	29.6	28.5	30.3	31.4	
1 or 2 times	31.1	32.0	33.0	30.3	31.6	
3 or 4 times	17.0	20.9	18.9	18.7	18.8	
5 or 6 times	8.0	8.9	9.3	9.5	8.8	
7 or more times	8.0	8.6	10.3	11.2	9.3	
N of Valid	1633	1437	1307	1036	5413	
N of Miss	254	197	176	126	753	

Table 259: Have you changed schools (including changing from elementary to middle and middle to high school) in the past year?



Response	6	8	10	12	Total	
No	67.2	64.0	43.2	77.2	62.5	
Yes	32.8	36.0	56.8	22.8	37.5	
N of Valid	1627	1412	1300	1032	5371	
N of Miss	260	222	183	130	795	

Table 260: How many times have you changed schools since kindergarten (including changing from elementary to middle and middle to high school)?






Response	6	8	10	12	Total	
Never	43.0	25.0	19.9	25.4	29.3	
1 or 2 times	30.2	39.6	32.7	27.3	32.8	
3 or 4 times	14.6	19.7	27.0	28.3	21.6	
5 or 6 times	6.9	9.2	11.6	10.5	9.3	
7 or more times	5.2	6.5	8.8	8.6	7.1	
N of Valid	1631	1428	1306	1029	5394	
N of Miss	256	206	177	133	772	

Table 261: Has anyone in your family ever had severe alcohol or drug problems?



Response	6	8	10	12	Total	
No	69.2	56.2	53.7	56.1	59.5	
Yes	30.8	43.8	46.3	43.9	40.5	
N of Valid	1621	1425	1297	1033	5376	
N of Miss	266	209	186	129	790	

Table 262: About how many adults (over 21) have you known personally who in the past year have: used marijuana, crack, cocaine, or other drugs?






Response	6	8	10	12	Total	
0	76.4	64.5	56.1	56.1	64.5	
1	13.1	14.6	17.2	14.6	14.8	
2	4.7	9.7	11.1	9.2	8.4	
3-4	3.1	4.5	7.7	9.2	5.7	
5	2.8	6.6	7.9	11.0	6.6	
N of Valid	1636	1430	1301	1038	5405	
N of Miss	251	204	182	124	761	

Table 263: About how many adults (over 21) have you known personally who in the past year have: sold or dealt drugs?






Response	6	8	10	12	Total	
0	88.2	79.3	73.2	71.3	79.0	
1	8.0	10.1	12.4	12.2	10.5	
2	1.9	4.4	5.3	5.8	4.1	
3-4	0.9	2.9	4.5	4.5	3.0	
5	1.0	3.2	4.6	6.2	3.5	
N of Valid	1621	1419	1295	1039	5374	
N of Miss	266	215	188	123	792	

Table 264: About how many adults (over 21) have you known personally who in the past year have: done other things that could get them in trouble with the police, like stealing, selling stolen goods, mugging or assaulting others, etc.?






Response	6	8	10	12	Total	
0	82.9	75.2	71.4	71.6	75.9	
1	10.4	11.6	12.4	11.7	11.4	
2	3.2	5.1	6.1	5.3	4.8	
3-4	1.8	3.8	4.2	4.6	3.4	
5	1.7	4.4	5.9	6.7	4.4	
N of Valid	1636	1423	1299	1040	5398	
N of Miss	251	211	184	122	768	

Table 265: About how many adults (over 21) have you known personally who in the past year have: gotten drunk or high?







Response	6	8	10	12	Total	
0	59.8	44.8	35.8	37.0	45.7	
1	19.1	19.4	18.0	13.5	17.8	
2	7.7	13.2	13.2	10.6	11.0	
3-4	5.0	8.0	9.9	12.6	8.4	
5	8.5	14.7	23.1	26.2	17.0	
N of Valid	1620	1419	1292	1037	5368	
N of Miss	267	215	191	125	798	

Table 266: How honest were you in filling out this survey?

Response	6	8	10	12	Total	
I was very honest	83.1	76.0	77.4	77.8	78.9	
I was honest pretty much of the time	14.2	20.4	18.3	17.4	17.4	
I was honest some of the time	2.3	2.5	3.1	3.4	2.7	
I was honest once in a while	0.4	1.1	1.2	1.4	1.0	
I was not honest at all	0.0	0.0	0.0	0.0	0.0	
N of Valid	1685	1437	1295	1041	5458	
N of Miss	202	197	188	121	708	