

2010 APNA



Arkansas Prevention Needs Assessment Student Survey

Region 6 Tables

Arkansas Department of Human Services
Division of Behavioral Sciences
Office of Alcohol and Drug Abuse Prevention

Conducted by International Survey Associates dba Pride Surveys

Contents

1	INTRODUCTION	11
2	PERCENTAGE TABLES	16

List of Tables

1	Sex	17
2	Age	17
3	Are you Hispanic or Latino?	17
4	What is your race? Black or African American	18
5	What is your race? Asian	18
6	What is your race? American Indian	18
7	What is your race? Alaska Native	18
8	What is your race? White	19
9	What is your race? Native Hawaiian or Other Pacific Islander	19
10	What is your race? Other	19
11	What is the highest level of schooling completed by your mother or father?	20
12	Think of where you live most of the time. Which of the following people live there with you? Mother	20
13	Think of where you live most of the time. Which of the following people live there with you? Stepmother	20
14	Think of where you live most of the time. Which of the following people live there with you? Foster Mother	21
15	Think of where you live most of the time. Which of the following people live there with you? Grandmother	21
16	Think of where you live most of the time. Which of the following people live there with you? Aunt	21
17	Think of where you live most of the time. Which of the following people live there with you? Father	21
18	Think of where you live most of the time. Which of the following people live there with you? Stepfather	22
19	Think of where you live most of the time. Which of the following people live there with you? Foster Father	22
20	Think of where you live most of the time. Which of the following people live there with you? Grandfather	22
21	Think of where you live most of the time. Which of the following people live there with you? Uncle	22
22	Think of where you live most of the time. Which of the following people live there with you? Other Adults	23
23	Think of where you live most of the time. Which of the following people live there with you? Brother(s)	23
24	Think of where you live most of the time. Which of the following people live there with you? Stepbrother(s)	23
25	Think of where you live most of the time. Which of the following people live there with you? Sister(s)	23
26	Think of where you live most of the time. Which of the following people live there with you? Stepsister(s)	24

27	Think of where you live most of the time. Which of the following people live there with you? Other Children	24
28	In my school, students have lots of chances to help decide things like class activities and rules.	24
29	Teachers ask me to work on special classroom projects.	24
30	My teacher(s) notices when I am doing a good job and lets me know about it.	25
31	There are lots of chances for students in my school to get involved in sports, clubs, and other school activities outside of class.	25
32	There are lots of chances for students in my school to talk with a teacher one-on-one.	25
33	I feel safe at my school.	26
34	The school lets my parents know when I have done something well.	26
35	My teachers praise me when I work hard in school.	26
36	Are your school grades better than the grades of most students in your class?	27
37	I have lots of chances to be part of class discussions or activities.	27
38	Now thinking back over the past year in school, how often did you: enjoy being in school?	27
39	Now thinking back over the past year in school, how often did you: hate being in school?	28
40	Now thinking back over the past year in school, how often did you: try to do your best work in school?	28
41	How often do you feel that the school work you are assigned is meaningful and important?	28
42	Putting them all together, what were your grades like last year?	29
43	How important do you think the things you are learning in school are going to be for your later life?	29
44	How interesting are most of your courses to you?	29
45	During the LAST FOUR WEEKS how many whole days of school have you missed because you skipped or 'cut'?	30
46	What are the chances you would be seen as cool if you: smoked cigarettes?	30
47	What are the chances you would be seen as cool if you: worked hard at school?	30
48	What are the chances you would be seen as cool if you: began drinking alcoholic beverages regularly, that is, at least once or twice a month?	31
49	What are the chances you would be seen as cool if you: defended someone who was being verbally abused at school?	31
50	What are the chances you would be seen as cool if you: smoked marijuana?	31
51	What are the chances you would be seen as cool if you: carried a handgun?	32

52	What are the chances you would be seen as cool if you: regularly volunteered to do community service?	32
53	Think of your four best friends (the friends you feel closest to). In the past year (12 months), how many of your best friends have: participated in clubs, organizations or activities at school?	32
54	Think of your four best friends (the friends you feel closest to). In the past year (12 months), how many of your best friends have: smoked cigarettes?	33
55	Think of your four best friends (the friends you feel closest to). In the past year (12 months), how many of your best friends have: tried beer, wine or hard liquor (for example, vodka, whiskey, or gin) when their parents didn't know about it?	33
56	Think of your four best friends (the friends you feel closest to). In the past year (12 months), how many of your best friends have: made a commitment to stay drug-free?	33
57	Think of your four best friends (the friends you feel closest to). In the past year (12 months), how many of your best friends have: used marijuana?	34
58	Think of your four best friends (the friends you feel closest to). In the past year (12 months), how many of your best friends have: tried to do well in school?	34
59	Think of your four best friends (the friends you feel closest to). In the past year (12 months), how many of your best friends have: used LSD, cocaine, amphetamines, or other illegal drugs?	34
60	Think of your four best friends (the friends you feel closest to). In the past year (12 months), how many of your best friends have: been suspended from school?	35
61	Think of your four best friends (the friends you feel closest to). In the past year (12 months), how many of your best friends have: liked school?	35
62	Think of your four best friends (the friends you feel closest to). In the past year (12 months), how many of your best friends have: carried a handgun?	35
63	Think of your four best friends (the friends you feel closest to). In the past year (12 months), how many of your best friends have: sold illegal drugs?	36
64	Think of your four best friends (the friends you feel closest to). In the past year (12 months), how many of your best friends have: regularly attended religious services?	36
65	Think of your four best friends (the friends you feel closest to). In the past year (12 months), how many of your best friends have: stolen or tried to steal a motor vehicle such as a car or motorcycle?	36
66	Think of your four best friends (the friends you feel closest to). In the past year (12 months), how many of your best friends have: been arrested?	37

67	Think of your four best friends (the friends you feel closest to). In the past year (12 months), how many of your best friends have: dropped out of school?	37
68	Think of your four best friends (the friends you feel closest to). In the past year (12 months), how many of your best friends have: been members of a gang?	37
69	How old were you when you first: smoked marijuana?	38
70	How old were you when you first: smoked a cigarette, even just a puff?	38
71	How old were you when you first: had more than a sip or two of beer, wine or hard liquor (for example, vodka, whiskey, or gin)? . . .	39
72	How old were you when you first: began drinking alcoholic beverages regularly, that is, at least once or twice a month?	39
73	How old were you when you first: used phenoxydine (pox, px, breeze)?	40
74	How old were you when you first: got suspended from school? . . .	40
75	How old were you when you first: got arrested?	41
76	How old were you when you first: carried a handgun?	41
77	How old were you when you first: attacked someone with the idea of seriously hurting them?	42
78	How old were you when you first: belonged to a gang?	42
79	How wrong do you think it is for someone your age to: take a handgun to school?	43
80	How wrong do you think it is for someone your age to: steal anything worth more than \$5?	43
81	How wrong do you think it is for someone your age to: pick a fight with someone?	43
82	How wrong do you think it is for someone your age to: attack someone with the idea of seriously hurting them?	44
83	How wrong do you think it is for someone your age to: stay away from school all day when their parents think they are at school? . .	44
84	How wrong do you think it is for someone your age to: drink beer, wine or hard liquor (for example, vodka, whiskey, or gin) regularly? .	44
85	How wrong do you think it is for someone your age to: smoke cigarettes?	45
86	How wrong do you think it is for someone your age to: smoke marijuana?	45
87	How wrong do you think it is for someone your age to: use LSD, cocaine, amphetamines or another illegal drug?	45
88	At school during the past 12 months, did you receive help from the resource teacher, speech therapist or other special education teacher?	46
89	How many times in the past year (12 months) have you: been suspended from school?	46
90	How many times in the past year (12 months) have you: carried a handgun?	46

91	How many times in the past year (12 months) have you: sold illegal drugs?	47
92	How many times in the past year (12 months) have you: stolen or tried to steal a motor vehicle such as a car or motorcycle?	47
93	How many times in the past year (12 months) have you: participated in clubs, organizations or activities at school?	48
94	How many times in the past year (12 months) have you: been arrested?	48
95	How many times in the past year (12 months) have you: done extra work on your own for school?	49
96	How many times in the past year (12 months) have you: attacked someone with the idea of seriously hurting them?	49
97	How many times in the past year (12 months) have you: been drunk or high at school?	50
98	How many times in the past year (12 months) have you: volunteered to do community service?	50
99	How many times in the past year (12 months) have you: taken a handgun to school?	51
100	Are you currently on probation, or assigned a probation officer with Juvenile Court?	51
101	Have you ever belonged to a gang?	51
102	If you have ever belonged to a gang, did that gang have a name? . .	52
103	How many times have you done the following things? done what feels good no matter what.	52
104	How many times have you done the following things? done something dangerous because someone dared you to do it.	52
105	How many times have you done the following things? done crazy things even if they are a little dangerous.	53
106	You're looking at CD's in a music store with a friend. You look up and see her slip a CD under her coat. She smiles and says 'Which one do you want? Go ahead, take it while nobody's around.' There is nobody in sight, no employees and no other customers. What would you do now?	53
107	You are visiting another part of town, and you don't know any of the people your age there. You are walking down the street, and some teenager you don't know is walking toward you. He is about your size, and as he is about to pass you, he deliberately bumps into you and you almost lose your balance. What would you say or do? .	53
108	You are at a party at someone's house, and one of your friends offers you a drink containing alcohol. What would you say or do?	54
109	It's 8:00 on a weeknight and you are about to go over to a friend's home when your mother asks you where you are going. You say 'Oh, just going to go hang out with some friends.' She says, 'No, you'll just get into trouble if you go out. Stay home tonight.' What would you do now?	54
110	How often do you attend religious services or activities?	54

111	I do the opposite of what people tell me, just to get them mad. . .	55
112	I like to see how much I can get away with.	55
113	I ignore rules that get in my way.	55
114	I think sometimes it's okay to cheat at school.	56
115	It is important to think before you act.	56
116	Sometimes I think that life is not worth it.	56
117	At times I think I am no good at all.	57
118	All in all, I am inclined to think that I am a failure.	57
119	In the past year, have you felt depressed or sad MOST days, even if you felt okay sometimes?	57
120	It is all right to beat up people if they start the fight.	58
121	I think it is okay to take something without asking if you can get away with it.	58
122	Sometimes we don't know what we will do as adults, but we may have an idea. Please answer how true these statements may be for you. WHEN I AM AN ADULT I WILL: smoke cigarettes.	58
123	Sometimes we don't know what we will do as adults, but we may have an idea. Please answer how true these statements may be for you. WHEN I AM AN ADULT I WILL: drink beer, wine, or liquor.	59
124	Sometimes we don't know what we will do as adults, but we may have an idea. Please answer how true these statements may be for you. WHEN I AM AN ADULT I WILL: smoke marijuana.	59
125	Sometimes we don't know what we will do as adults, but we may have an idea. Please answer how true these statements may be for you. WHEN I AM AN ADULT I WILL: use LSD, cocaine, amphetamines or another illegal drug.	59
126	How much do you think people risk harming themselves (physically or in other ways) if they: smoked one or more packs of cigarettes per day?	60
127	How much do you think people risk harming themselves (physically or in other ways) if they: try marijuana once or twice?	60
128	How much do you think people risk harming themselves (physically or in other ways) if they: smoke marijuana regularly?	60
129	How much do you think people risk harming themselves (physically or in other ways) if they: take one or two drinks of an alcoholic beverage (beer, wine, liquor) nearly every day?	61
130	How much do you think people risk harming themselves (physically or in other ways) if they: have five or more drinks once or twice each weekend?	61
131	Have you ever used smokeless tobacco (chew, snuff, plug, dipping tobacco, or chewing tobacco)?	61
132	How often have you taken smokeless tobacco during the past 30 days?	62
133	Have you ever smoked cigarettes?	62
134	How frequently have you smoked cigarettes during the past 30 days?	62

135	Which statement best describes rules about smoking inside your home?	63
136	Which statement best describes rules about smoking in your family cars?	63
137	During this school year, were you taught in any of your classes about the dangers of tobacco use?	64
138	During the past 12 months, have you participated in any community activities to discourage people your age from using cigarettes, chewing tobacco, snuff, dip or cigars?	64
139	On how many occasions have you had alcoholic beverages (beer, wine or hard liquor) to drink in your lifetime - more than just a few sips?	64
140	On how many occasions have you had beer, wine or hard liquor to drink during the past 30 days?	65
141	On how many occasions have you used marijuana (grass, pot) or hashish (hash, hash oil) in your lifetime?	65
142	On how many occasions have you used marijuana (grass, pot) or hashish (hash, hash oil) during the past 30 days?	65
143	On how many occasions have you used LSD or other psychedelics in your lifetime?	66
144	On how many occasions have you used LSD or other psychedelics during the past 30 days?	66
145	On how many occasions have you used cocaine or crack in your lifetime?	66
146	On how many occasions have you used cocaine or crack during the past 30 days?	67
147	On how many occasions have you sniffed glue, breathed the contents of an aerosol spray can, or inhaled other gases or sprays, in order to get high in your lifetime?	67
148	On how many occasions have you sniffed glue, breathed the contents of an aerosol spray can, or inhaled other gases or sprays, in order to get high during the past 30 days?	68
149	On how many occasions have you used phenoxydine (pox, px, breeze) in your lifetime?	68
150	On how many occasions have you used phenoxydine (pox, px, breeze) during the past 30 days?	69
151	On how many occasions have you used sedatives (tranquilizers, such as Valium or Xanax, barbiturates, or sleeping pills) without a doctor telling you to take them, in your lifetime?	69
152	On how many occasions have you used sedatives (tranquilizers, such as Valium or Xanax, barbiturates, or sleeping pills) without a doctor telling you to take them, during the past 30 days?	70
153	On how many occasions have you used methamphetamines (meth, speed, crank, crystal meth) in your lifetime?	70

154	On how many occasions have you used methamphetamines (meth, speed, crank, crystal meth) in the past 30 days?	71
155	On how many occasions have you used stimulants, other than Methamphetamines (such as amphetamines, Ritalin or Dexedrine) without a doctor telling you to take them, in your lifetime?	71
156	On how many occasions have you used stimulants, other than Methamphetamines (such as amphetamines, Ritalin or Dexedrine) without a doctor telling you to take them, during the past 30 days?	72
157	On how many occasions have you used heroin or other opiates in your lifetime?	72
158	On how many occasions have you used heroin or other opiates during the past 30 days?	73
159	On how many occasions have you used MDMA ('X', 'E', or ecstasy) in your lifetime?	73
160	On how many occasions have you used MDMA ('X', 'E', or ecstasy) during the past 30 days?	73
161	On how many occasions have you taken prescription drugs (such as Valium, Xanax, Ritalin, Adderall, OxyContin, Darvocet, or sleeping pills) on your own-that is, without a doctor telling you to take them in your lifetime?	74
162	On how many occasions have you taken prescription drugs (such as Valium, Xanax, Ritalin, Adderall, OxyContin, Darvocet, or sleeping pills) on your own-that is, without a doctor telling you to take them during the past 30 days?	74
163	On how many occasions have you taken non-prescription medicines such as diet pills (for example, Dietac, Dexatrim or Prolamine), stay-awake pills (for example No-Doz, Vivarin, or Wake), or cough or cold medicines (robos, DXM, etc.) to get high in your lifetime?	75
164	On how many occasions have you taken non-prescription medicines such as diet pills (for example, Dietac, Dexatrim or Prolamine), stay-awake pills (for example No-Doz, Vivarin, or Wake), or cough or cold medicines (robos, DXM, etc.) to get high during the past 30 days?	75
165	On how many occasions have you been drunk or very high from drinking alcoholic beverages during the past 30 days?	76
166	On how many occasions have you drunk flavored alcoholic beverages, sometimes called 'alcopops' (like Mike's Hard Lemonade, Smirnoff Ice, Bacardi Breezers, etc.) in your lifetime?	76
167	On how many occasions have you drunk flavored alcoholic beverages, sometimes called 'alcopops' (like Mike's Hard Lemonade, Smirnoff Ice, Bacardi Breezers, etc.) during the past 30 days?	77
168	Think back over the last two weeks. How many times have you had five or more alcoholic drinks in a row?	77
169	During the past 30 days, how many times did you ride in a car or other vehicle driven by someone who had been drinking alcohol?	77

170	During the past 30 days, how many times did you drive a car or other vehicle when you had been drinking alcohol?	78
171	If you drank alcohol (not just a sip or taste) in the past year, how did you usually get it?	78
172	If you drank alcohol (not just a sip or taste) in the past year, where did you usually drink it?	79
173	During the last month, about how many marijuana cigarettes, or the equivalent, did you smoke a day, on the average?	79
174	How wrong would most adults (over 21) in your neighborhood think it is for kids your age: to use marijuana?	80
175	How wrong would most adults (over 21) in your neighborhood think it is for kids your age: to drink alcohol?	80
176	How wrong would most adults (over 21) in your neighborhood think it is for kids your age: to smoke cigarettes?	80
177	How much do each of the following statements describe your neighborhood? crime and/or drug selling	81
178	How much do each of the following statements describe your neighborhood? fights	81
179	How much do each of the following statements describe your neighborhood? lots of empty or abandoned buildings	81
180	How much do each of the following statements describe your neighborhood? lots of graffiti	82
181	If I had to move, I would miss the neighborhood I now live in.	82
182	My neighbors notice when I am doing a good job and let me know about it.	82
183	I like my neighborhood.	83
184	There are lots of adults in my neighborhood I could talk to about something important.	83
185	I'd like to get out of my neighborhood.	83
186	There are people in my neighborhood who are proud of me when I do something well.	84
187	There are people in my neighborhood who encourage me to do my best.	84
188	I feel safe in my neighborhood.	84
189	Which of the following activities for people your age are available in your community? sports teams?	85
190	Which of the following activities for people your age are available in your community? scouting?	85
191	Which of the following activities for people your age are available in your community? boys and girls clubs?	85
192	Which of the following activities for people your age are available in your community? 4-H clubs?	85
193	Which of the following activities for people your age are available in your community? service clubs?	86

194	If a kid smoked marijuana in your neighborhood would he or she be caught by the police?	86
195	If a kid drank some beer, wine or hard liquor (for example, vodka, whiskey, or gin) in your neighborhood would he or she be caught by the police?	86
196	If a kid carried a handgun in your neighborhood would he or she be caught by the police?	87
197	If you wanted to get some cigarettes, how easy would it be for you to get some?	87
198	If you wanted to get some beer, wine or hard liquor (for example, vodka, whiskey, or gin), how easy would it be for you to get some?	87
199	If you wanted to get a drug like cocaine, LSD, or amphetamines, how easy would it be for you to get some?	88
200	If you wanted to get a handgun, how easy would it be for you to get one?	88
201	If you wanted to get some marijuana, how easy would it be for you to get some?	88
202	During the past 12 months, have you participated in any alcohol prevention programs or seen any alcohol prevention messages in your school or community? Yes, a school-based program focused on preventing underage drinking and/or drinking and driving.	89
203	During the past 12 months, have you participated in any alcohol prevention programs or seen any alcohol prevention messages in your school or community? Yes, a community-based program focused on preventing underage drinking and/or drinking and driving (for example, through your church or temple or through youth groups like Boys and Girls Club or 4-H).	89
204	During the past 12 months, have you participated in any alcohol prevention programs or seen any alcohol prevention messages in your school or community? Yes, a media campaign addressing underage drinking and/or drinking and driving (for example, newspaper ads, posters, pamphlets, radio, TV).	89
205	During the past 12 months, have you participated in any alcohol prevention programs or seen any alcohol prevention messages in your school or community? No	89
206	How wrong do your parents feel it would be for YOU to: drink beer, wine or hard liquor (for example, vodka, whiskey or gin) regularly?	90
207	How wrong do your parents feel it would be for YOU to: smoke cigarettes?	90
208	How wrong do your parents feel it would be for YOU to: smoke marijuana?	90
209	How wrong do your parents feel it would be for YOU to: steal something worth more than \$5?	91

210	How wrong do your parents feel it would be for YOU to: draw graffiti, write things, or draw pictures on buildings or other property (without the owner's permission)?	91
211	How wrong do your parents feel it would be for YOU to: pick a fight with someone?	91
212	During the past 12 months, have you talked with at least one of your parents about the dangers of underage drinking and/or drinking and driving? By parents, we mean either your biological parents, adoptive parents, stepparents, or adult guardians - whether or not they live with you.	92
213	Have any of your brothers or sisters ever: drunk beer, wine or hard liquor (for example, vodka, whiskey or gin)?	92
214	Have any of your brothers or sisters ever: smoked marijuana?	92
215	Have any of your brothers or sisters ever: smoked cigarettes?	92
216	Have any of your brothers or sisters ever: taken a handgun to school?	93
217	Have any of your brothers or sisters ever: been suspended or expelled from school?	93
218	The rules in my family are clear.	93
219	People in my family often insult or yell at each other.	94
220	When I am not at home, one of my parents knows where I am and who I am with.	94
221	We argue about the same things in my family over and over.	94
222	If you drank some beer or wine or liquor (for example, vodka, whiskey, or gin) without your parents' permission, would you be caught by your parents?	95
223	My family has clear rules about alcohol and drug use.	95
224	If you carried a handgun without your parents' permission, would you be caught by your parents?	95
225	If you skipped school would you be caught by your parents?	96
226	Do you feel very close to your mother?	96
227	Do you share your thoughts and feelings with your mother?	96
228	My parents ask me what I think before most family decisions affecting me are made.	97
229	Do you share your thoughts and feelings with your father?	97
230	Do you enjoy spending time with your mother?	97
231	Do you enjoy spending time with your father?	98
232	If I had a personal problem, I could ask my mom or dad for help.	98
233	Do you feel very close to your father?	98
234	My parents give me lots of chances to do fun things with them.	99
235	My parents ask if I've gotten my homework done.	99
236	People in my family have serious arguments.	99
237	Would your parents know if you did not come home on time?	100
238	It is important to be honest with your parents, even if they become upset or you get punished.	100

239	My parents notice when I am doing a good job and let me know about it.	100
240	How often do your parents tell you they're proud of you for something you've done?	101
241	How many brothers and sisters, including stepbrothers and sisters, do you have that are younger than you?	101
242	How many brothers and sisters, including stepbrothers and sisters, do you have that are older than you?	101
243	Have you changed homes in the past year (the last 12 months)?	102
244	How many times have you changed homes since kindergarten?	102
245	Have you changed schools (including changing from elementary to middle and middle to high school) in the past year?	102
246	How many times have you changed schools since kindergarten (including changing from elementary to middle and middle to high school)?	103
247	Has anyone in your family ever had severe alcohol or drug problems?	103
248	About how many adults (over 21) have you known personally who in the past year have: used marijuana, crack, cocaine, or other drugs?	103
249	About how many adults (over 21) have you known personally who in the past year have: sold or dealt drugs?	104
250	About how many adults (over 21) have you known personally who in the past year have: done other things that could get them in trouble with the police, like stealing, selling stolen goods, mugging or assaulting others, etc.?	104
251	About how many adults (over 21) have you known personally who in the past year have: gotten drunk or high?	104
252	Have you seen or heard information about underage drinking in the past 12 months from the following sources? Radio	105
253	Have you seen or heard information about underage drinking in the past 12 months from the following sources? TV.	105
254	Have you seen or heard information about underage drinking in the past 12 months from the following sources? Print. This includes information on underage drinking you may have seen in the newspaper, on a billboard, in pamphlets, on stickers, etc.	105
255	Have you seen or heard information about underage drinking in the past 12 months from the following sources? Website or social media? (Facebook, Myspace, website, etc.)	105
256	The next questions ask about your opinions of the information you saw or heard. If you have seen or heard more than one ad, please think about your favorite ad when answering these questions. The information about underage drinking that I saw or heard was convincing.	106

257	The next questions ask about your opinions of the information you saw or heard. If you have seen or heard more than one ad, please think about your favorite ad when answering these questions. The information about underage drinking that I saw or heard grabbed my attention.	106
258	The next questions ask about your opinions of the information you saw or heard. If you have seen or heard more than one ad, please think about your favorite ad when answering these questions. The information about underage drinking that I saw or heard said something important to me.	106
259	The next questions ask about your opinions of the information you saw or heard. If you have seen or heard more than one ad, please think about your favorite ad when answering these questions. Seeing or hearing this information about underage drinking made me want to stop or decrease my drinking.	107
260	How honest were you in filling out this survey?	107

List of Figures

1	Grade Chart	12
2	Gender Chart	13
3	Age Chart	14
4	Ethnic Origin Chart	15

1 INTRODUCTION

This report was generated from data collected on the *2010 Arkansas Prevention Needs Assessment Student Survey*. This report contains basic frequency tables of all data collected and graphs on the selected demographic variables of grade, gender, age and ethnic origin. The graph on ethnic origin is represented as a bar chart rather than as a pie chart. This is because students were allowed to mark more than one response for ethnic origin as opposed to being allowed to mark only one response. The bars represent the percent of students who marked each of the ethnic categories.

Questions regarding the information found in this report can be directed to:

Pride Surveys

160 Vanderbilt Court
Bowling Green, KY 42103
1-800-279-6361
www.pridesurveys.com

Grade Chart

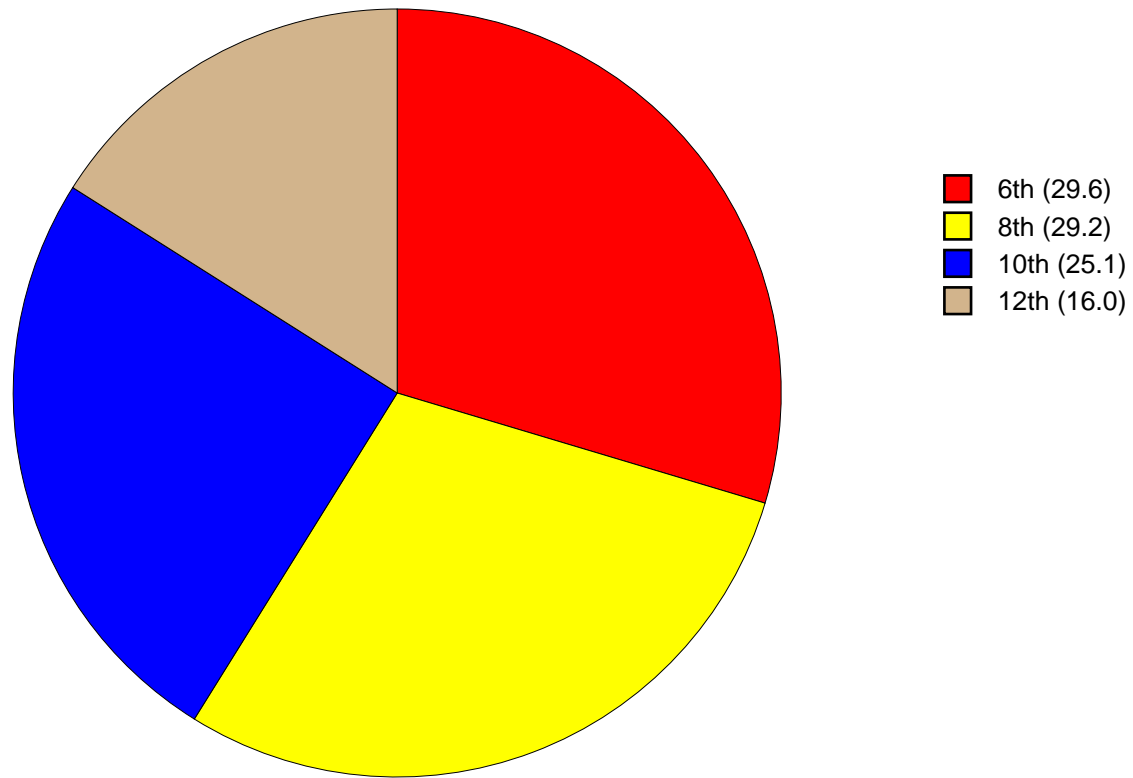


Figure 1: Grade Chart

Gender Chart

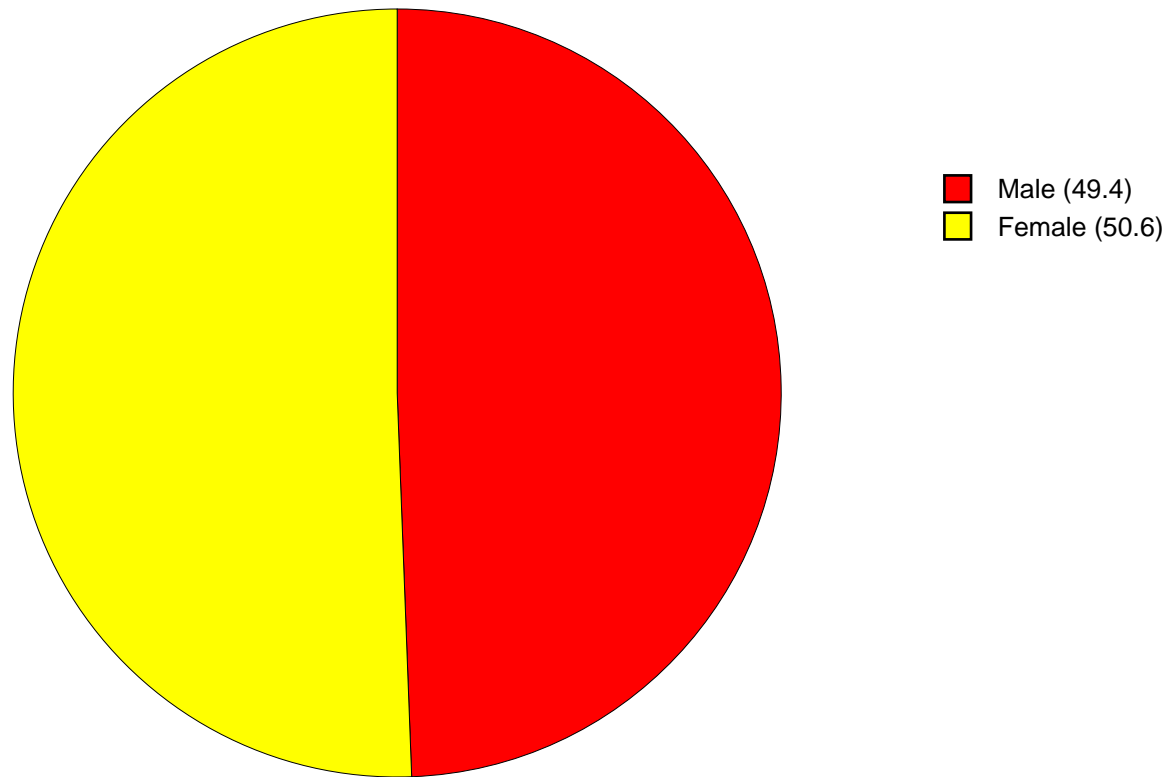


Figure 2: Gender Chart

Age Chart

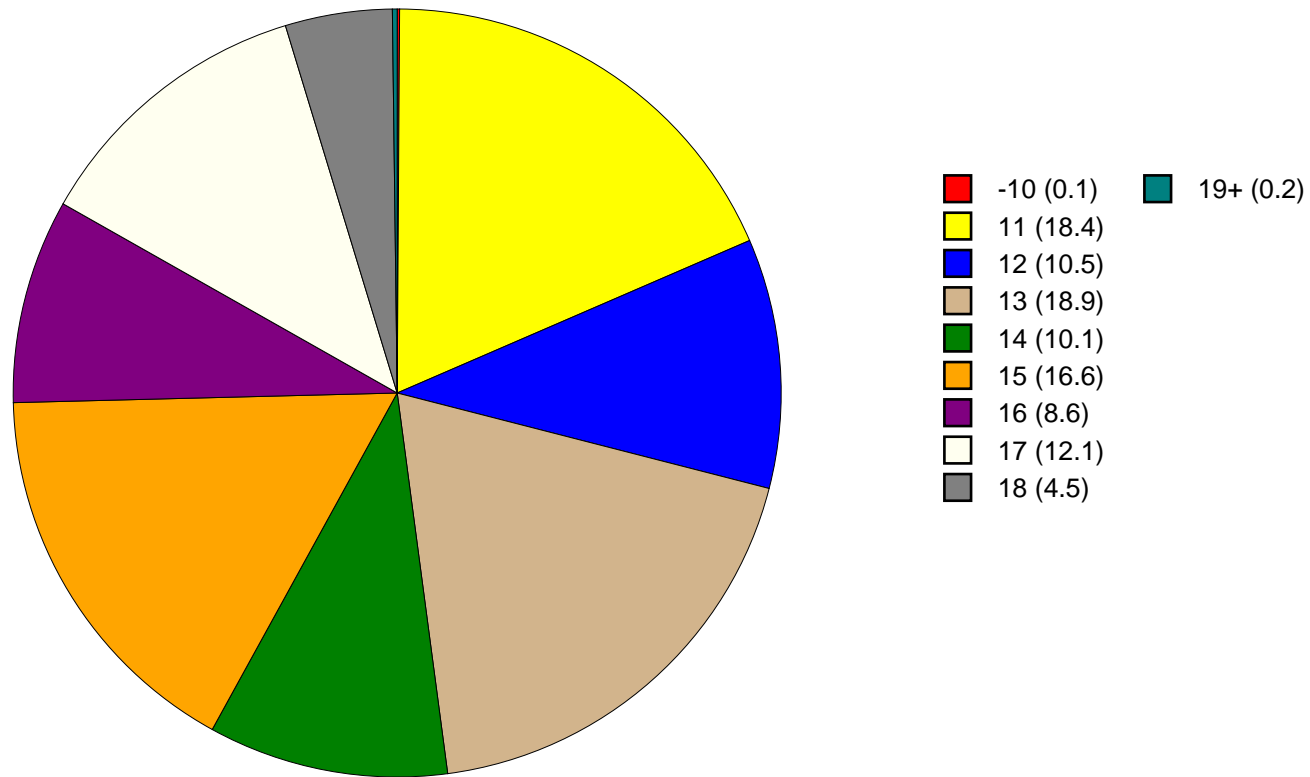


Figure 3: Age Chart

Ethnic Origin Chart

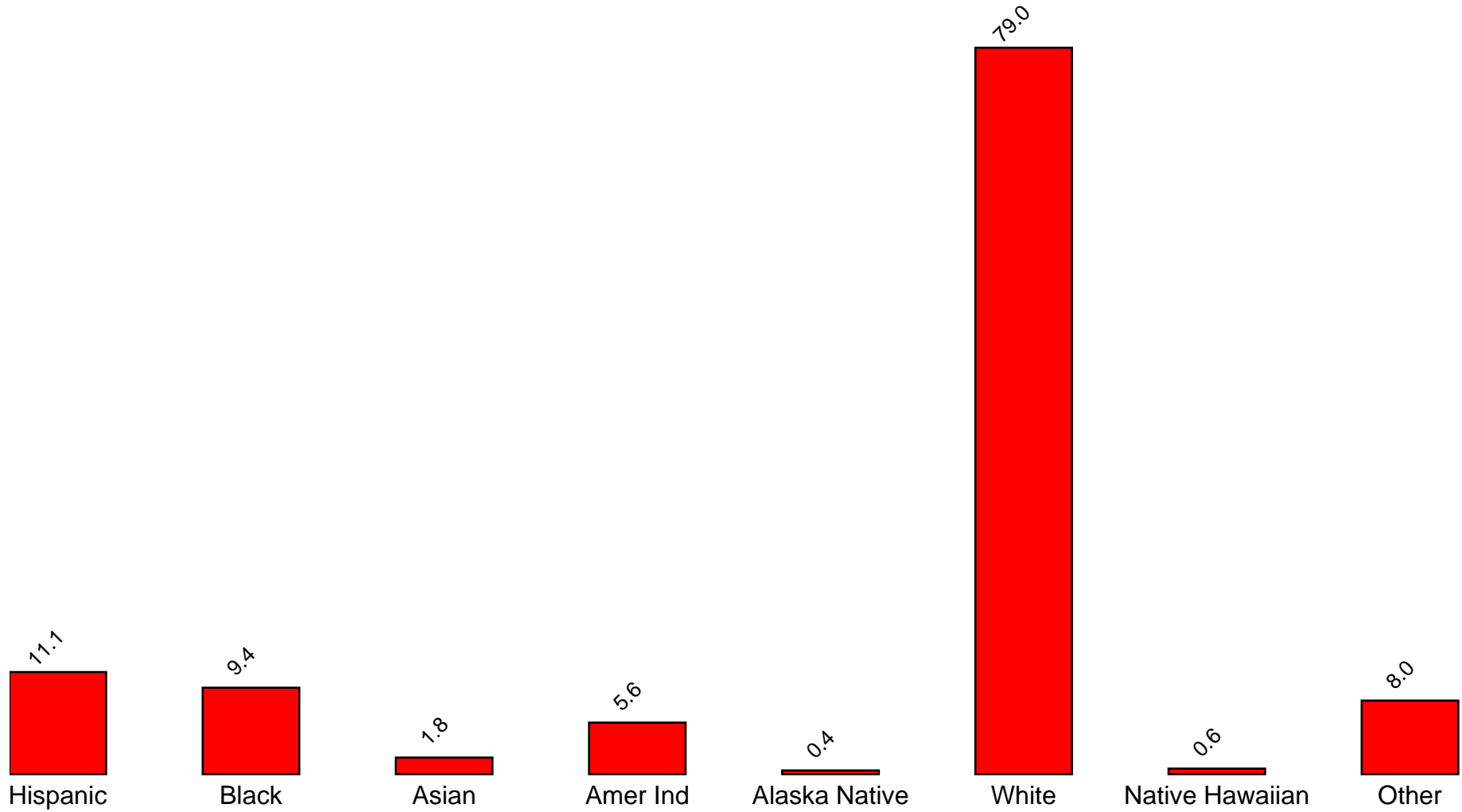


Figure 4: Ethnic Origin Chart

2 PERCENTAGE TABLES

The following tables contain frequency distribution detailing how your students responded to each question on the survey. The tables appear in the same order as the questions on the survey. The tables include breakdowns by grade level as well as overall percentages. The *N of Valid* row is a frequency count of the number of valid responses to each question for each grade and overall. The *N of Miss* row is a frequency count of the number of invalid (marked more than one response) or missing (i.e. did not respond) responses to each question for each grade and overall.

For the questions that allowed more than one response (i.e. race, live with, etc.) each response becomes a separate table. If a student did not mark the response, that was counted as a NO response, and if they did mark the response, that was counted as a YES response. Since a non response is a valid response for these questions, the *N of Miss* will always be zero for these questions.

Table 1: Sex

Response	6	8	10	12	Total	
Male	49.4	50.8	48.8	48.1	49.4	
Female	50.6	49.2	51.2	51.9	50.6	
N of Valid	2625	2603	2240	1436	8904	
N of Miss	42	26	19	8	95	

Table 2: Age

Response	6	8	10	12	Total	
10 or younger	0.2	0.0	0.0	0.0	0.1	
11	62.0	0.0	0.0	0.0	18.4	
12	34.9	0.5	0.0	0.0	10.5	
13	2.9	61.9	0.0	0.0	18.9	
14	0.1	34.3	0.4	0.0	10.1	
15	0.0	3.1	62.6	0.0	16.6	
16	0.0	0.2	33.5	0.8	8.6	
17	0.0	0.0	3.3	69.8	12.1	
18	0.0	0.0	0.2	27.9	4.5	
19 or older	0.0	0.0	0.0	1.5	0.2	
N of Valid	2656	2621	2251	1442	8970	
N of Miss	11	8	10	2	31	

Table 3: Are you Hispanic or Latino?

Response	6	8	10	12	Total	
No	88.8	88.8	89.1	89.1	88.9	
Yes	11.2	11.2	10.9	10.9	11.1	
N of Valid	2525	2565	2207	1413	8710	
N of Miss	142	64	52	30	288	

Table 4: What is your race? Black or African American



Response	6	8	10	12	Total	
No	90.6	89.4	90.8	92.5	90.6	
Yes	9.4	10.6	9.2	7.5	9.4	
N of Valid	2667	2629	2261	1444	9001	
N of Miss	0	0	0	0	0	

Table 5: What is your race? Asian



Response	6	8	10	12	Total	
No	98.6	98.4	97.6	98.2	98.2	
Yes	1.4	1.6	2.4	1.8	1.8	
N of Valid	2667	2629	2261	1444	9001	
N of Miss	0	0	0	0	0	

Table 6: What is your race? American Indian



Response	6	8	10	12	Total	
No	92.3	94.0	95.5	97.2	94.4	
Yes	7.7	6.0	4.5	2.8	5.6	
N of Valid	2667	2629	2261	1444	9001	
N of Miss	0	0	0	0	0	

Table 7: What is your race? Alaska Native



Response	6	8	10	12	Total	
No	99.9	99.6	99.4	99.4	99.6	
Yes	0.1	0.4	0.6	0.6	0.4	
N of Valid	2667	2629	2261	1444	9001	
N of Miss	0	0	0	0	0	

Table 8: What is your race? White



Response	6	8	10	12	Total	
No	23.3	20.8	20.1	18.4	21.0	
Yes	76.7	79.2	79.9	81.6	79.0	
N of Valid	2667	2629	2261	1444	9001	
N of Miss	0	0	0	0	0	

Table 9: What is your race? Native Hawaiian or Other Pacific Islander



Response	6	8	10	12	Total	
No	99.5	99.5	99.1	99.4	99.4	
Yes	0.5	0.5	0.9	0.6	0.6	
N of Valid	2667	2629	2261	1444	9001	
N of Miss	0	0	0	0	0	

Table 10: What is your race? Other



Response	6	8	10	12	Total	
No	90.7	93.2	91.8	92.6	92.0	
Yes	9.3	6.8	8.2	7.4	8.0	
N of Valid	2667	2629	2261	1444	9001	
N of Miss	0	0	0	0	0	

Table 11: What is the highest level of schooling completed by your mother or father?


Response	6	8	10	12	Total	
Completed grade school or less	2.0	1.6	1.4	2.2	1.8	
Some high school	4.6	5.9	8.4	11.5	7.0	
Completed high school	13.4	16.2	17.4	22.2	16.7	
Some college	12.1	15.3	18.8	19.6	16.0	
Completed college	24.5	25.7	30.3	27.2	26.8	
Graduate or professional school after college	8.3	11.6	10.9	9.7	10.1	
Don't know	33.8	22.7	11.7	5.5	20.3	
Does not apply	1.3	1.0	1.2	2.2	1.3	
N of Valid	2548	2576	2234	1429	8787	
N of Miss	89	26	11	7	133	

Table 12: Think of where you live most of the time. Which of the following people live there with you? Mother


Response	6	8	10	12	Total	
No	12.7	12.2	15.2	16.6	13.8	
Yes	87.3	87.8	84.8	83.4	86.2	
N of Valid	2667	2629	2261	1444	9001	
N of Miss	0	0	0	0	0	

Table 13: Think of where you live most of the time. Which of the following people live there with you? Stepmother


Response	6	8	10	12	Total	
No	94.8	94.0	93.6	93.2	94.0	
Yes	5.2	6.0	6.4	6.8	6.0	
N of Valid	2667	2629	2261	1444	9001	
N of Miss	0	0	0	0	0	

Table 14: Think of where you live most of the time. Which of the following people live there with you? Foster Mother

Response	6	8	10	12	Total	
No	99.3	99.6	99.5	99.4	99.5	
Yes	0.7	0.4	0.5	0.6	0.5	
N of Valid	2667	2629	2261	1444	9001	
N of Miss	0	0	0	0	0	

Table 15: Think of where you live most of the time. Which of the following people live there with you? Grandmother

Response	6	8	10	12	Total	
No	89.9	92.1	91.6	92.9	91.5	
Yes	10.1	7.9	8.4	7.1	8.5	
N of Valid	2667	2629	2261	1444	9001	
N of Miss	0	0	0	0	0	

Table 16: Think of where you live most of the time. Which of the following people live there with you? Aunt

Response	6	8	10	12	Total	
No	96.5	96.5	97.7	97.9	97.0	
Yes	3.5	3.5	2.3	2.1	3.0	
N of Valid	2667	2629	2261	1444	9001	
N of Miss	0	0	0	0	0	

Table 17: Think of where you live most of the time. Which of the following people live there with you? Father

Response	6	8	10	12	Total	
No	37.5	38.2	40.4	42.5	39.3	
Yes	62.5	61.8	59.6	57.5	60.7	
N of Valid	2667	2629	2261	1444	9001	
N of Miss	0	0	0	0	0	

Table 18: Think of where you live most of the time. Which of the following people live there with you? Stepfather



Response	6	8	10	12	Total	
No	85.3	82.8	83.1	84.2	83.8	
Yes	14.7	17.2	16.9	15.8	16.2	
N of Valid	2667	2629	2261	1444	9001	
N of Miss	0	0	0	0	0	

Table 19: Think of where you live most of the time. Which of the following people live there with you? Foster Father



Response	6	8	10	12	Total	
No	99.6	99.6	99.6	99.4	99.6	
Yes	0.4	0.4	0.4	0.6	0.4	
N of Valid	2667	2629	2261	1444	9001	
N of Miss	0	0	0	0	0	

Table 20: Think of where you live most of the time. Which of the following people live there with you? Grandfather



Response	6	8	10	12	Total	
No	92.8	95.5	95.3	95.7	94.7	
Yes	7.2	4.5	4.7	4.3	5.3	
N of Valid	2667	2629	2261	1444	9001	
N of Miss	0	0	0	0	0	

Table 21: Think of where you live most of the time. Which of the following people live there with you? Uncle



Response	6	8	10	12	Total	
No	96.7	97.0	98.1	98.3	97.4	
Yes	3.3	3.0	1.9	1.7	2.6	
N of Valid	2667	2629	2261	1444	9001	
N of Miss	0	0	0	0	0	

Table 22: Think of where you live most of the time. Which of the following people live there with you? Other Adults

Response	6	8	10	12	Total	
No	97.7	98.2	98.1	97.2	97.9	
Yes	2.3	1.8	1.9	2.8	2.1	
N of Valid	2667	2629	2261	1444	9001	
N of Miss	0	0	0	0	0	

Table 23: Think of where you live most of the time. Which of the following people live there with you? Brother(s)

Response	6	8	10	12	Total	
No	52.7	52.7	56.8	62.7	55.3	
Yes	47.3	47.3	43.2	37.3	44.7	
N of Valid	2667	2629	2261	1444	9001	
N of Miss	0	0	0	0	0	

Table 24: Think of where you live most of the time. Which of the following people live there with you? Stepbrother(s)

Response	6	8	10	12	Total	
No	95.2	94.6	95.2	96.2	95.2	
Yes	4.8	5.4	4.8	3.8	4.8	
N of Valid	2667	2629	2261	1444	9001	
N of Miss	0	0	0	0	0	

Table 25: Think of where you live most of the time. Which of the following people live there with you? Sister(s)

Response	6	8	10	12	Total	
No	54.3	53.8	60.4	63.3	57.1	
Yes	45.7	46.2	39.6	36.7	42.9	
N of Valid	2667	2629	2261	1444	9001	
N of Miss	0	0	0	0	0	

Table 26: Think of where you live most of the time. Which of the following people live there with you? Stepsister(s)

Response	6	8	10	12	Total	
No	94.9	95.6	95.8	96.9	95.6	
Yes	5.1	4.4	4.2	3.1	4.4	
N of Valid	2667	2629	2261	1444	9001	
N of Miss	0	0	0	0	0	

Table 27: Think of where you live most of the time. Which of the following people live there with you? Other Children

Response	6	8	10	12	Total	
No	96.4	96.0	95.1	94.4	95.6	
Yes	3.6	4.0	4.9	5.6	4.4	
N of Valid	2667	2629	2261	1444	9001	
N of Miss	0	0	0	0	0	

Table 28: In my school, students have lots of chances to help decide things like class activities and rules.

Response	6	8	10	12	Total	
NO!	19.6	15.5	16.8	18.7	17.6	
no	41.9	37.3	34.7	33.7	37.4	
yes	32.0	41.1	41.1	38.7	38.0	
YES!	6.5	6.1	7.4	8.9	7.0	
N of Valid	2597	2601	2248	1430	8876	
N of Miss	68	28	12	14	122	

Table 29: Teachers ask me to work on special classroom projects.

Response	6	8	10	12	Total	
NO!	11.1	8.3	8.0	8.3	9.1	
no	35.4	41.6	46.4	40.5	40.8	
yes	41.0	41.5	40.9	43.4	41.5	
YES!	12.5	8.6	4.7	7.8	8.6	
N of Valid	2593	2599	2248	1431	8871	
N of Miss	68	28	12	13	121	

Table 30: My teacher(s) notices when I am doing a good job and lets me know about it.

Response	6	8	10	12	Total	
NO!	3.5	5.8	7.3	6.0	5.5	
no	13.9	21.7	25.9	22.4	20.6	
yes	48.0	53.0	53.2	55.7	52.0	
YES!	34.7	19.6	13.6	15.8	21.9	
N of Valid	2622	2604	2243	1435	8904	
N of Miss	42	24	18	9	93	

Table 31: There are lots of chances for students in my school to get involved in sports, clubs, and other school activities outside of class.

Response	6	8	10	12	Total	
NO!	5.2	1.3	2.0	1.9	2.7	
no	15.5	5.1	4.4	4.4	7.9	
yes	40.3	39.1	39.4	39.5	39.6	
YES!	39.0	54.5	54.1	54.1	49.8	
N of Valid	2616	2614	2248	1439	8917	
N of Miss	47	15	11	5	78	

Table 32: There are lots of chances for students in my school to talk with a teacher one-on-one.

Response	6	8	10	12	Total	
NO!	4.7	3.8	4.9	3.1	4.2	
no	17.4	20.9	22.6	17.4	19.7	
yes	45.2	51.0	55.4	53.7	50.9	
YES!	32.6	24.4	17.1	25.9	25.2	
N of Valid	2593	2604	2246	1435	8878	
N of Miss	68	22	14	9	113	

Table 33: I feel safe at my school.


Response	6	8	10	12	Total	
NO!	4.4	4.7	6.0	4.8	4.9	
no	7.9	11.7	10.8	8.0	9.8	
yes	36.1	51.1	58.8	55.9	49.4	
YES!	51.5	32.5	24.4	31.2	35.8	
N of Valid	2615	2600	2242	1437	8894	
N of Miss	47	26	15	7	95	

Table 34: The school lets my parents know when I have done something well.


Response	6	8	10	12	Total	
NO!	11.6	13.9	18.6	19.3	15.3	
no	31.3	42.7	48.3	46.4	41.4	
yes	37.6	33.8	27.3	27.2	32.2	
YES!	19.5	9.6	5.8	7.1	11.1	
N of Valid	2582	2598	2241	1435	8856	
N of Miss	80	30	19	9	138	

Table 35: My teachers praise me when I work hard in school.


Response	6	8	10	12	Total	
NO!	12.4	12.7	13.4	11.7	12.7	
no	32.2	40.2	42.3	37.4	37.9	
yes	40.3	39.0	37.9	42.6	39.7	
YES!	15.1	8.1	6.3	8.4	9.7	
N of Valid	2556	2593	2239	1432	8820	
N of Miss	107	35	21	11	174	

Table 36: Are your school grades better than the grades of most students in your class?

Response	6	8	10	12	Total	
NO!	7.9	6.8	6.8	5.7	7.0	
no	29.8	31.3	31.9	29.0	30.6	
yes	45.3	45.2	47.1	48.8	46.3	
YES!	17.0	16.7	14.1	16.5	16.1	
N of Valid	2558	2600	2238	1429	8825	
N of Miss	101	29	20	14	164	

Table 37: I have lots of chances to be part of class discussions or activities.

Response	6	8	10	12	Total	
NO!	4.7	3.8	2.4	2.9	3.6	
no	17.3	15.0	14.6	13.1	15.3	
yes	47.9	58.6	63.3	62.5	57.3	
YES!	30.1	22.6	19.7	21.6	23.9	
N of Valid	2594	2606	2248	1433	8881	
N of Miss	71	22	12	11	116	

Table 38: Now thinking back over the past year in school, how often did you: enjoy being in school?

Response	6	8	10	12	Total	
Never	6.7	7.1	8.1	7.7	7.3	
Seldom	7.6	10.6	14.8	13.0	11.2	
Sometimes	37.2	39.9	40.9	41.2	39.6	
Often	25.7	27.8	26.8	28.9	27.1	
Almost always	22.7	14.7	9.3	9.2	14.8	
N of Valid	2622	2604	2247	1429	8902	
N of Miss	41	23	12	15	91	

Table 39: Now thinking back over the past year in school, how often did you: hate being in school?

Response	6	8	10	12	Total	
Never	19.0	8.0	5.9	4.6	10.1	
Seldom	25.4	28.1	23.6	23.9	25.5	
Sometimes	33.9	35.8	37.1	40.0	36.2	
Often	12.5	17.3	21.9	21.4	17.7	
Almost always	9.2	10.8	11.5	10.1	10.4	
N of Valid	2598	2601	2244	1428	8871	
N of Miss	64	26	13	16	119	

Table 40: Now thinking back over the past year in school, how often did you: try to do your best work in school?

Response	6	8	10	12	Total	
Never	0.4	0.7	0.8	0.8	0.7	
Seldom	0.9	2.2	3.4	4.4	2.5	
Sometimes	4.7	11.4	18.0	18.9	12.3	
Often	16.6	29.3	35.4	37.3	28.4	
Almost always	77.4	56.3	42.4	38.6	56.1	
N of Valid	2597	2595	2237	1427	8856	
N of Miss	70	34	24	17	145	

Table 41: How often do you feel that the school work you are assigned is meaningful and important?

Response	6	8	10	12	Total	
Never	5.4	6.4	7.5	7.2	6.5	
Seldom	8.2	15.0	21.2	24.7	16.2	
Sometimes	25.1	32.9	38.2	36.3	32.5	
Often	30.7	30.1	23.7	23.2	27.5	
Almost always	30.7	15.6	9.5	8.6	17.3	
N of Valid	2586	2593	2248	1424	8851	
N of Miss	79	34	13	20	146	

Table 42: Putting them all together, what were your grades like last year?

Response	6	8	10	12	Total	
Mostly F's	1.2	0.8	0.9	0.6	0.9	
Mostly D's	2.2	4.0	4.4	2.9	3.4	
Mostly C's	11.7	17.2	22.3	22.1	17.7	
Mostly B's	35.8	38.6	38.5	41.3	38.2	
Mostly A's	49.1	39.3	33.9	33.2	39.8	
N of Valid	2549	2545	2221	1417	8732	
N of Miss	38	27	10	16	91	

Table 43: How important do you think the things you are learning in school are going to be for your later life?

Response	6	8	10	12	Total	
Very important	55.0	35.2	20.5	16.7	34.4	
Quite important	25.1	30.3	27.7	24.5	27.2	
Fairly important	13.6	23.3	32.1	33.7	24.3	
Slightly important	5.1	9.2	15.7	21.6	11.6	
Not at all important	1.2	2.0	4.0	3.4	2.5	
N of Valid	2629	2604	2249	1423	8905	
N of Miss	38	23	12	20	93	

Table 44: How interesting are most of your courses to you?

Response	6	8	10	12	Total	
Very interesting and stimulating	16.3	10.0	7.0	6.8	10.5	
Quite interesting	35.2	26.8	22.7	23.3	27.6	
Fairly interesting	31.3	40.3	41.6	42.1	38.3	
Slightly dull	11.8	16.6	20.2	20.8	16.8	
Very dull	5.5	6.3	8.5	7.0	6.7	
N of Valid	2536	2601	2244	1426	8807	
N of Miss	129	26	15	17	187	

Table 45: During the LAST FOUR WEEKS how many whole days of school have you missed because you skipped or 'cut'?








Response	6	8	10	12	Total	
None	74.9	80.1	71.5	64.2	73.9	
1	11.6	9.1	12.6	14.8	11.6	
2	6.2	4.8	6.4	8.6	6.2	
3	3.3	3.2	4.1	6.3	4.0	
4-5	3.0	2.0	3.4	3.4	2.9	
6-10	0.8	0.5	1.2	1.9	1.0	
11 or more	0.3	0.3	0.8	0.8	0.5	
N of Valid	2605	2606	2249	1428	8888	
N of Miss	62	22	11	15	110	

Table 46: What are the chances you would be seen as cool if you: smoked cigarettes?






Response	6	8	10	12	Total	
No or very little chance	90.4	75.4	59.7	56.7	72.8	
Little chance	5.1	13.9	19.8	22.8	14.3	
Some chance	2.4	7.0	13.7	14.0	8.5	
Pretty good chance	1.2	2.4	5.1	4.6	3.1	
Very good chance	0.8	1.2	1.7	1.9	1.3	
N of Valid	2572	2589	2235	1427	8823	
N of Miss	72	31	21	17	141	

Table 47: What are the chances you would be seen as cool if you: worked hard at school?






Response	6	8	10	12	Total	
No or very little chance	6.1	11.1	12.2	13.5	10.3	
Little chance	8.4	13.5	20.9	20.9	15.1	
Some chance	16.2	24.8	29.1	31.9	24.5	
Pretty good chance	26.7	29.1	23.3	22.1	25.8	
Very good chance	42.6	21.5	14.4	11.5	24.3	
N of Valid	2594	2585	2239	1421	8839	
N of Miss	69	40	20	23	152	

Table 48: What are the chances you would be seen as cool if you: began drinking alcoholic beverages regularly, that is, at least once or twice a month?






Response	6	8	10	12	Total	
No or very little chance	87.8	67.8	41.5	37.7	62.1	
Little chance	6.2	14.4	17.8	16.8	13.3	
Some chance	3.2	9.7	18.8	20.3	11.8	
Pretty good chance	2.0	6.2	16.0	17.5	9.3	
Very good chance	0.9	1.9	5.9	7.6	3.5	
N of Valid	2579	2589	2241	1426	8835	
N of Miss	83	38	20	17	158	

Table 49: What are the chances you would be seen as cool if you: defended someone who was being verbally abused at school?






Response	6	8	10	12	Total	
No or very little chance	15.5	11.1	11.4	10.4	12.4	
Little chance	9.1	11.9	15.8	15.4	12.6	
Some chance	17.1	23.6	28.0	32.9	24.3	
Pretty good chance	22.7	28.9	27.6	26.8	26.4	
Very good chance	35.5	24.5	17.1	14.5	24.2	
N of Valid	2560	2596	2240	1427	8823	
N of Miss	106	32	21	17	176	

Table 50: What are the chances you would be seen as cool if you: smoked marijuana?






Response	6	8	10	12	Total	
No or very little chance	92.9	76.8	52.2	47.4	70.5	
Little chance	3.0	9.3	15.3	16.5	10.2	
Some chance	1.8	6.7	13.7	16.5	8.6	
Pretty good chance	1.1	3.7	10.1	11.9	5.9	
Very good chance	1.1	3.5	8.7	7.7	4.8	
N of Valid	2571	2583	2236	1424	8814	
N of Miss	94	45	25	19	183	

Table 51: What are the chances you would be seen as cool if you: carried a handgun?


Response	6	8	10	12	Total	
No or very little chance	85.9	79.2	73.4	73.2	78.7	
Little chance	7.2	10.1	14.1	14.6	11.0	
Some chance	2.9	5.2	6.4	6.3	5.0	
Pretty good chance	2.2	3.0	3.3	3.1	2.8	
Very good chance	1.9	2.5	2.9	2.8	2.5	
N of Valid	2558	2583	2231	1422	8794	
N of Miss	105	41	29	22	197	

Table 52: What are the chances you would be seen as cool if you: regularly volunteered to do community service?

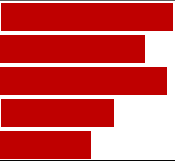
Response	6	8	10	12	Total	
No or very little chance	21.8	26.3	29.4	25.7	25.7	
Little chance	16.5	21.4	24.4	24.4	21.2	
Some chance	21.3	27.5	24.4	27.6	24.9	
Pretty good chance	19.5	15.3	13.9	14.2	16.0	
Very good chance	20.8	9.5	7.9	8.1	12.2	
N of Valid	2576	2592	2237	1425	8830	
N of Miss	89	37	23	19	168	

Table 53: Think of your four best friends (the friends you feel closest to). In the past year (12 months), how many of your best friends have: participated in clubs, organizations or activities at school?


Response	6	8	10	12	Total	
0	19.7	10.2	10.2	10.7	13.1	
1	15.2	10.7	10.9	10.0	11.9	
2	17.9	18.6	20.6	17.8	18.8	
3	15.5	19.0	17.0	14.6	16.7	
4	31.7	41.5	41.3	47.0	39.5	
N of Valid	2558	2581	2228	1413	8780	
N of Miss	96	44	30	28	198	

Table 54: Think of your four best friends (the friends you feel closest to). In the past year (12 months), how many of your best friends have: smoked cigarettes?






Response	6	8	10	12	Total	
0	92.9	76.8	53.7	44.8	70.5	
1	4.4	11.4	18.4	19.6	12.4	
2	1.5	5.9	12.2	13.9	7.5	
3	0.5	2.7	7.3	9.4	4.3	
4	0.8	3.3	8.3	12.3	5.3	
N of Valid	2591	2578	2230	1420	8819	
N of Miss	74	46	31	24	175	

Table 55: Think of your four best friends (the friends you feel closest to). In the past year (12 months), how many of your best friends have: tried beer, wine or hard liquor (for example, vodka, whiskey, or gin) when their parents didn't know about it?






Response	6	8	10	12	Total	
0	87.4	60.7	31.5	27.4	55.8	
1	7.8	16.4	18.1	12.5	13.7	
2	2.1	9.0	16.1	16.3	10.0	
3	1.2	6.0	11.7	13.3	7.2	
4	1.5	7.9	22.6	30.5	13.4	
N of Valid	2583	2587	2226	1421	8817	
N of Miss	82	38	32	22	174	

Table 56: Think of your four best friends (the friends you feel closest to). In the past year (12 months), how many of your best friends have: made a commitment to stay drug-free?






Response	6	8	10	12	Total	
0	10.5	17.3	29.0	32.9	20.8	
1	5.7	8.2	15.5	16.4	10.6	
2	6.8	8.6	11.6	13.3	9.6	
3	9.4	12.5	11.6	10.9	11.1	
4	67.6	53.4	32.3	26.6	47.9	
N of Valid	2576	2569	2226	1418	8789	
N of Miss	80	51	32	26	189	

Table 57: Think of your four best friends (the friends you feel closest to). In the past year (12 months), how many of your best friends have: used marijuana?


Response	6	8	10	12	Total	
0	96.7	81.3	55.9	50.5	74.4	
1	2.1	9.0	15.6	16.3	9.8	
2	0.4	3.6	10.6	12.8	5.9	
3	0.2	3.0	7.2	7.9	4.0	
4	0.6	3.2	10.7	12.5	5.8	
N of Valid	2566	2571	2223	1414	8774	
N of Miss	89	50	30	29	198	

Table 58: Think of your four best friends (the friends you feel closest to). In the past year (12 months), how many of your best friends have: tried to do well in school?


Response	6	8	10	12	Total	
0	2.6	3.3	3.6	4.0	3.3	
1	3.6	4.4	6.6	7.5	5.2	
2	7.3	11.3	14.3	15.7	11.6	
3	15.5	21.5	21.2	22.7	19.8	
4	70.9	59.5	54.3	50.2	60.0	
N of Valid	2580	2574	2225	1417	8796	
N of Miss	78	48	34	26	186	

Table 59: Think of your four best friends (the friends you feel closest to). In the past year (12 months), how many of your best friends have: used LSD, cocaine, amphetamines, or other illegal drugs?


Response	6	8	10	12	Total	
0	97.8	91.8	82.9	84.3	90.1	
1	1.5	4.2	9.5	7.7	5.3	
2	0.3	1.9	3.3	3.0	2.0	
3	0.2	1.0	1.7	1.5	1.0	
4	0.2	1.1	2.5	3.5	1.6	
N of Valid	2580	2585	2229	1421	8815	
N of Miss	85	43	32	23	183	

Table 60: Think of your four best friends (the friends you feel closest to). In the past year (12 months), how many of your best friends have: been suspended from school?






Response	6	8	10	12	Total	
0	71.0	63.9	67.4	75.5	68.7	
1	16.6	17.4	16.8	13.7	16.4	
2	7.1	8.6	7.6	6.4	7.5	
3	2.5	4.7	3.4	2.0	3.3	
4	2.9	5.5	4.8	2.3	4.0	
N of Valid	2580	2574	2226	1419	8799	
N of Miss	82	47	33	25	187	

Table 61: Think of your four best friends (the friends you feel closest to). In the past year (12 months), how many of your best friends have: liked school?






Response	6	8	10	12	Total	
0	15.8	24.0	32.1	28.9	24.4	
1	13.5	13.8	13.7	13.8	13.7	
2	20.3	21.7	22.9	24.6	22.1	
3	20.8	19.5	14.9	15.4	18.1	
4	29.7	20.9	16.3	17.3	21.7	
N of Valid	2590	2571	2229	1415	8805	
N of Miss	71	54	31	28	184	

Table 62: Think of your four best friends (the friends you feel closest to). In the past year (12 months), how many of your best friends have: carried a handgun?






Response	6	8	10	12	Total	
0	95.7	94.5	92.1	92.9	94.0	
1	2.3	3.3	4.4	4.2	3.4	
2	0.8	0.7	1.4	1.4	1.0	
3	0.5	0.7	0.5	0.4	0.5	
4	0.7	0.7	1.5	1.1	1.0	
N of Valid	2596	2579	2228	1420	8823	
N of Miss	70	49	33	24	176	

Table 63: Think of your four best friends (the friends you feel closest to). In the past year (12 months), how many of your best friends have: sold illegal drugs?






Response	6	8	10	12	Total	
0	98.0	93.6	83.3	83.6	90.7	
1	1.0	3.9	9.9	9.6	5.5	
2	0.3	1.0	3.3	4.2	1.9	
3	0.3	0.7	1.5	1.2	0.8	
4	0.4	0.9	2.0	1.4	1.1	
N of Valid	2587	2561	2220	1419	8787	
N of Miss	77	66	40	25	208	

Table 64: Think of your four best friends (the friends you feel closest to). In the past year (12 months), how many of your best friends have: regularly attended religious services?






Response	6	8	10	12	Total	
0	22.9	12.4	14.6	19.5	17.1	
1	10.3	10.3	13.6	16.9	12.2	
2	14.3	17.1	22.7	22.4	18.6	
3	16.7	22.9	19.0	17.7	19.3	
4	35.8	37.3	30.1	23.5	32.8	
N of Valid	2490	2555	2226	1413	8684	
N of Miss	171	65	34	30	300	

Table 65: Think of your four best friends (the friends you feel closest to). In the past year (12 months), how many of your best friends have: stolen or tried to steal a motor vehicle such as a car or motorcycle?






Response	6	8	10	12	Total	
0	96.5	94.5	92.9	94.8	94.7	
1	2.3	3.5	4.2	2.6	3.2	
2	0.7	0.9	1.7	1.4	1.1	
3	0.0	0.3	0.5	0.4	0.3	
4	0.5	0.7	0.8	0.8	0.7	
N of Valid	2599	2581	2230	1419	8829	
N of Miss	68	46	31	24	169	

Table 66: Think of your four best friends (the friends you feel closest to). In the past year (12 months), how many of your best friends have: been arrested?






Response	6	8	10	12	Total	
0	92.3	84.0	77.4	79.0	84.0	
1	5.3	9.5	13.1	12.0	9.6	
2	1.3	3.7	5.1	4.9	3.5	
3	0.8	1.4	2.2	2.1	1.5	
4	0.3	1.3	2.2	1.9	1.3	
N of Valid	2596	2576	2227	1420	8819	
N of Miss	71	51	34	24	180	

Table 67: Think of your four best friends (the friends you feel closest to). In the past year (12 months), how many of your best friends have: dropped out of school?






Response	6	8	10	12	Total	
0	94.9	95.3	89.5	85.6	92.1	
1	3.8	3.0	7.5	10.1	5.5	
2	0.7	1.0	1.7	2.9	1.4	
3	0.1	0.3	0.9	0.5	0.4	
4	0.5	0.4	0.4	1.0	0.5	
N of Valid	2592	2579	2230	1419	8820	
N of Miss	74	49	31	25	179	

Table 68: Think of your four best friends (the friends you feel closest to). In the past year (12 months), how many of your best friends have: been members of a gang?






Response	6	8	10	12	Total	
0	91.8	88.6	88.3	90.4	89.8	
1	4.6	6.3	4.9	4.4	5.1	
2	1.5	1.8	1.8	2.3	1.8	
3	0.8	0.9	1.6	0.8	1.0	
4	1.3	2.4	3.5	2.2	2.3	
N of Valid	2592	2581	2225	1421	8819	
N of Miss	75	47	35	23	180	

Table 69: How old were you when you first: smoked marijuana?










Response	6	8	10	12	Total	
Never	98.9	92.5	75.2	66.2	85.8	
10 or younger	0.4	0.9	2.0	1.8	1.2	
11	0.4	1.2	1.6	1.1	1.1	
12	0.2	1.9	2.6	3.2	1.8	
13	0.0	2.8	5.2	4.8	2.9	
14	0.0	0.5	5.8	5.1	2.4	
15	0.0	0.2	6.0	6.4	2.6	
16	0.0	0.0	1.4	7.1	1.5	
17 or older	0.0	0.0	0.1	4.4	0.7	
N of Valid	2618	2579	2231	1417	8845	
N of Miss	49	47	27	22	145	

Table 70: How old were you when you first: smoked a cigarette, even just a puff?










Response	6	8	10	12	Total	
Never	92.1	78.8	60.6	50.8	73.6	
10 or younger	5.6	9.3	10.8	11.0	8.8	
11	1.6	4.3	3.9	4.1	3.4	
12	0.7	3.3	4.7	4.4	3.0	
13	0.1	3.3	6.7	5.5	3.6	
14	0.0	0.8	6.7	6.1	2.9	
15	0.0	0.1	5.6	6.0	2.4	
16	0.0	0.0	1.0	7.5	1.5	
17 or older	0.0	0.1	0.1	4.8	0.8	
N of Valid	2609	2575	2230	1420	8834	
N of Miss	57	50	28	24	159	

Table 71: How old were you when you first: had more than a sip or two of beer, wine or hard liquor (for example, vodka, whiskey, or gin)?










Response	6	8	10	12	Total	
Never	83.0	62.9	38.6	30.0	57.4	
10 or younger	11.1	10.8	9.6	7.7	10.1	
11	4.6	6.0	4.6	3.0	4.8	
12	1.1	8.5	7.1	5.2	5.4	
13	0.0	9.1	11.1	8.1	6.8	
14	0.1	2.3	12.9	9.9	5.6	
15	0.0	0.4	13.8	12.3	5.6	
16	0.0	0.0	2.1	14.5	2.9	
17 or older	0.0	0.0	0.2	9.3	1.6	
N of Valid	2605	2566	2236	1421	8828	
N of Miss	57	56	24	22	159	

Table 72: How old were you when you first: began drinking alcoholic beverages regularly, that is, at least once or twice a month?










Response	6	8	10	12	Total	
Never	98.4	92.7	77.2	66.4	86.3	
10 or younger	0.7	1.1	0.9	0.8	0.9	
11	0.5	1.3	0.8	0.6	0.8	
12	0.3	2.1	1.8	1.1	1.4	
13	0.0	2.0	3.2	1.8	1.7	
14	0.0	0.7	5.2	3.7	2.1	
15	0.0	0.2	8.0	6.2	3.1	
16	0.0	0.0	2.6	9.6	2.2	
17 or older	0.0	0.0	0.3	9.7	1.6	
N of Valid	2612	2577	2234	1421	8844	
N of Miss	53	51	27	23	154	

Table 73: How old were you when you first: used phenoxydine (pox, px, breeze)?


Response	6	8	10	12	Total	
Never	100.0	100.0	100.0	100.0	100.0	
10 or younger	0.0	0.0	0.0	0.0	0.0	
11	0.0	0.0	0.0	0.0	0.0	
12	0.0	0.0	0.0	0.0	0.0	
13	0.0	0.0	0.0	0.0	0.0	
14	0.0	0.0	0.0	0.0	0.0	
15	0.0	0.0	0.0	0.0	0.0	
16	0.0	0.0	0.0	0.0	0.0	
17 or older	0.0	0.0	0.0	0.0	0.0	
N of Valid	2543	2577	2225	1417	8762	
N of Miss	124	52	29	25	230	

Table 74: How old were you when you first: got suspended from school?










Response	6	8	10	12	Total	
Never	90.4	84.3	76.2	78.5	83.1	
10 or younger	5.7	5.3	5.6	4.7	5.4	
11	3.1	3.3	2.7	1.3	2.8	
12	0.7	3.4	2.9	2.2	2.3	
13	0.0	3.1	3.9	2.9	2.4	
14	0.0	0.5	5.4	3.0	2.0	
15	0.0	0.1	2.6	4.1	1.3	
16	0.0	0.0	0.6	2.4	0.5	
17 or older	0.0	0.0	0.2	1.0	0.2	
N of Valid	2614	2575	2231	1417	8837	
N of Miss	51	48	28	25	152	

Table 75: How old were you when you first: got arrested?










Response	6	8	10	12	Total	
Never	98.5	95.5	90.6	90.3	94.3	
10 or younger	0.7	0.6	0.6	0.3	0.6	
11	0.5	0.8	0.4	0.2	0.5	
12	0.2	1.2	1.0	0.8	0.8	
13	0.0	1.2	1.8	1.1	1.0	
14	0.0	0.5	2.8	1.2	1.0	
15	0.0	0.1	2.1	1.6	0.8	
16	0.0	0.0	0.7	2.8	0.6	
17 or older	0.0	0.0	0.0	1.6	0.3	
N of Valid	2614	2576	2223	1418	8831	
N of Miss	51	51	35	25	162	

Table 76: How old were you when you first: carried a handgun?










Response	6	8	10	12	Total	
Never	95.6	95.5	94.6	96.0	95.4	
10 or younger	2.5	1.6	0.9	1.0	1.6	
11	1.4	0.9	0.5	0.1	0.8	
12	0.5	0.8	0.7	0.3	0.6	
13	0.1	0.6	0.8	0.1	0.4	
14	0.0	0.5	1.2	0.5	0.5	
15	0.0	0.1	1.0	0.4	0.4	
16	0.0	0.0	0.4	0.6	0.2	
17 or older	0.0	0.0	0.0	0.9	0.2	
N of Valid	2605	2575	2227	1418	8825	
N of Miss	60	51	30	26	167	

Table 77: How old were you when you first: attacked someone with the idea of seriously hurting them?


Response	6	8	10	12	Total	
Never	89.5	84.2	80.6	83.9	84.8	
10 or younger	5.7	4.7	3.7	2.2	4.3	
11	3.6	2.1	1.8	1.3	2.3	
12	1.1	3.8	2.2	1.6	2.3	
13	0.1	3.7	3.7	2.1	2.4	
14	0.0	1.1	3.3	2.0	1.5	
15	0.0	0.4	3.4	2.6	1.4	
16	0.0	0.0	1.2	2.4	0.7	
17 or older	0.0	0.0	0.1	1.9	0.3	
N of Valid	2613	2576	2228	1420	8837	
N of Miss	52	50	27	23	152	

Table 78: How old were you when you first: belonged to a gang?


Response	6	8	10	12	Total	
Never	97.7	96.3	95.2	96.6	96.5	
10 or younger	0.8	0.6	0.9	0.4	0.7	
11	1.0	0.9	0.4	0.1	0.7	
12	0.4	0.8	0.4	0.2	0.5	
13	0.0	0.7	1.0	0.7	0.6	
14	0.0	0.5	1.0	0.4	0.5	
15	0.0	0.1	0.6	0.4	0.2	
16	0.0	0.0	0.4	0.6	0.2	
17 or older	0.0	0.0	0.0	0.6	0.1	
N of Valid	2610	2577	2231	1423	8841	
N of Miss	57	51	28	21	157	

Table 79: How wrong do you think it is for someone your age to: take a handgun to school?





Response	6	8	10	12	Total	
Very wrong	92.4	87.1	86.2	89.9	88.9	
Wrong	6.1	9.9	10.8	7.4	8.6	
A little bit wrong	0.9	2.3	2.3	1.7	1.8	
Not wrong at all	0.5	0.7	0.8	1.0	0.7	
N of Valid	2638	2581	2241	1417	8877	
N of Miss	28	45	20	26	119	

Table 80: How wrong do you think it is for someone your age to: steal anything worth more than \$5?





Response	6	8	10	12	Total	
Very wrong	69.7	58.4	51.4	60.1	60.2	
Wrong	24.4	31.2	35.7	29.5	30.0	
A little bit wrong	5.2	9.0	11.0	8.8	8.3	
Not wrong at all	0.7	1.4	2.0	1.7	1.4	
N of Valid	2633	2579	2234	1417	8863	
N of Miss	32	46	26	26	130	

Table 81: How wrong do you think it is for someone your age to: pick a fight with someone?





Response	6	8	10	12	Total	
Very wrong	57.9	37.9	31.5	38.4	42.3	
Wrong	27.6	33.5	34.2	33.9	32.0	
A little bit wrong	11.5	22.9	26.9	22.7	20.5	
Not wrong at all	3.0	5.7	7.4	5.1	5.2	
N of Valid	2616	2562	2239	1417	8834	
N of Miss	46	65	20	27	158	

Table 82: How wrong do you think it is for someone your age to: attack someone with the idea of seriously hurting them?





Response	6	8	10	12	Total	
Very wrong	84.0	68.5	59.2	61.4	69.6	
Wrong	10.8	20.8	25.7	25.0	19.7	
A little bit wrong	3.3	8.0	11.6	10.6	7.9	
Not wrong at all	1.9	2.8	3.5	3.0	2.8	
N of Valid	2637	2578	2235	1416	8866	
N of Miss	28	50	25	27	130	

Table 83: How wrong do you think it is for someone your age to: stay away from school all day when their parents think they are at school?





Response	6	8	10	12	Total	
Very wrong	83.5	64.2	41.9	36.2	59.9	
Wrong	12.2	24.3	33.1	33.8	24.4	
A little bit wrong	3.2	9.0	19.5	23.3	12.2	
Not wrong at all	1.0	2.6	5.5	6.7	3.5	
N of Valid	2636	2581	2236	1420	8873	
N of Miss	29	48	23	23	123	

Table 84: How wrong do you think it is for someone your age to: drink beer, wine or hard liquor (for example, vodka, whiskey, or gin) regularly?





Response	6	8	10	12	Total	
Very wrong	90.1	69.1	42.6	34.4	63.1	
Wrong	6.8	17.1	22.6	24.3	16.6	
A little bit wrong	2.2	10.0	23.5	27.4	13.9	
Not wrong at all	0.9	3.7	11.3	13.9	6.4	
N of Valid	2633	2580	2237	1417	8867	
N of Miss	33	48	23	26	130	

Table 85: How wrong do you think it is for someone your age to: smoke cigarettes?





Response	6	8	10	12	Total	
Very wrong	91.5	75.8	53.0	41.9	69.3	
Wrong	6.4	15.2	22.2	23.0	15.6	
A little bit wrong	1.3	5.4	15.0	19.6	8.9	
Not wrong at all	0.8	3.6	9.8	15.5	6.2	
N of Valid	2635	2580	2237	1415	8867	
N of Miss	32	49	24	28	133	

Table 86: How wrong do you think it is for someone your age to: smoke marijuana?





Response	6	8	10	12	Total	
Very wrong	95.6	84.3	60.3	54.3	76.8	
Wrong	2.9	8.5	17.2	18.3	10.6	
A little bit wrong	0.7	3.5	12.2	13.9	6.5	
Not wrong at all	0.8	3.7	10.4	13.5	6.1	
N of Valid	2636	2577	2239	1420	8872	
N of Miss	31	52	22	24	129	

Table 87: How wrong do you think it is for someone your age to: use LSD, cocaine, amphetamines or another illegal drug?





Response	6	8	10	12	Total	
Very wrong	97.8	93.4	87.3	88.0	92.3	
Wrong	1.6	4.4	8.4	8.5	5.2	
A little bit wrong	0.3	1.3	2.5	1.9	1.4	
Not wrong at all	0.3	0.9	1.7	1.7	1.1	
N of Valid	2627	2575	2237	1420	8859	
N of Miss	40	52	24	23	139	

Table 88: At school during the past 12 months, did you receive help from the resource teacher, speech therapist or other special education teacher?



Response	6	8	10	12	Total	
No	79.0	88.7	89.6	90.1	86.3	
Yes	21.0	11.3	10.4	9.9	13.7	
N of Valid	2492	2503	2194	1392	8581	
N of Miss	174	126	67	52	419	

Table 89: How many times in the past year (12 months) have you: been suspended from school?








Response	6	8	10	12	Total	
Never	93.9	90.5	89.5	93.0	91.6	
1 to 2 times	5.0	7.5	8.9	6.0	6.9	
3 to 5 times	0.9	1.2	1.1	0.6	1.0	
6 to 9 times	0.1	0.4	0.3	0.3	0.3	
10 to 19 times	0.0	0.1	0.1	0.0	0.1	
20 to 29 times	0.1	0.1	0.0	0.0	0.1	
30 to 39 times	0.0	0.0	0.0	0.1	0.0	
40+ times	0.0	0.2	0.1	0.1	0.1	
N of Valid	2628	2579	2240	1422	8869	
N of Miss	36	50	20	22	128	

Table 90: How many times in the past year (12 months) have you: carried a handgun?









Response	6	8	10	12	Total	
Never	96.2	96.4	95.2	97.1	96.2	
1 to 2 times	2.2	1.4	1.9	1.4	1.7	
3 to 5 times	0.6	0.6	1.1	0.6	0.7	
6 to 9 times	0.5	0.5	0.3	0.2	0.4	
10 to 19 times	0.2	0.2	0.5	0.1	0.3	
20 to 29 times	0.1	0.3	0.1	0.0	0.1	
30 to 39 times	0.0	0.1	0.1	0.0	0.1	
40+ times	0.3	0.5	0.7	0.6	0.5	
N of Valid	2630	2581	2240	1415	8866	
N of Miss	37	48	20	29	134	

Table 91: How many times in the past year (12 months) have you: sold illegal drugs?









Response	6	8	10	12	Total	
Never	99.8	98.1	95.1	93.6	97.1	
1 to 2 times	0.1	0.9	1.7	2.4	1.1	
3 to 5 times	0.1	0.3	1.0	1.6	0.6	
6 to 9 times	0.0	0.2	0.6	0.4	0.3	
10 to 19 times	0.0	0.1	0.6	0.8	0.3	
20 to 29 times	0.0	0.1	0.2	0.1	0.1	
30 to 39 times	0.0	0.0	0.1	0.2	0.1	
40+ times	0.0	0.3	0.7	1.0	0.4	
N of Valid	2612	2563	2229	1413	8817	
N of Miss	54	66	32	31	183	

Table 92: How many times in the past year (12 months) have you: stolen or tried to steal a motor vehicle such as a car or motorcycle?







Response	6	8	10	12	Total	
Never	98.9	98.4	97.9	98.6	98.4	
1 to 2 times	0.8	1.0	1.4	0.9	1.0	
3 to 5 times	0.1	0.4	0.3	0.2	0.2	
6 to 9 times	0.1	0.2	0.1	0.0	0.1	
10 to 19 times	0.0	0.1	0.1	0.1	0.1	
20 to 29 times	0.0	0.0	0.0	0.0	0.0	
30 to 39 times	0.0	0.0	0.0	0.0	0.0	
40+ times	0.0	0.0	0.2	0.3	0.1	
N of Valid	2622	2574	2237	1411	8844	
N of Miss	42	52	24	32	150	

Table 93: How many times in the past year (12 months) have you: participated in clubs, organizations or activities at school?









Response	6	8	10	12	Total	
Never	28.9	21.1	19.1	19.8	22.7	
1 to 2 times	28.1	23.2	18.7	13.8	22.0	
3 to 5 times	18.4	17.9	15.4	12.0	16.5	
6 to 9 times	9.0	8.4	9.1	10.7	9.1	
10 to 19 times	5.7	7.2	9.4	10.4	7.8	
20 to 29 times	2.3	4.0	6.1	8.0	4.7	
30 to 39 times	1.4	1.9	3.0	3.5	2.3	
40+ times	6.3	16.2	19.2	21.8	14.9	
N of Valid	2592	2573	2235	1417	8817	
N of Miss	64	55	24	27	170	

Table 94: How many times in the past year (12 months) have you: been arrested?







Response	6	8	10	12	Total	
Never	98.7	96.2	93.3	94.8	96.0	
1 to 2 times	1.0	2.9	5.5	4.7	3.3	
3 to 5 times	0.3	0.5	0.8	0.1	0.5	
6 to 9 times	0.0	0.1	0.2	0.1	0.1	
10 to 19 times	0.0	0.1	0.0	0.1	0.1	
20 to 29 times	0.0	0.0	0.0	0.1	0.0	
30 to 39 times	0.0	0.0	0.0	0.0	0.0	
40+ times	0.0	0.1	0.1	0.1	0.1	
N of Valid	2622	2573	2236	1416	8847	
N of Miss	43	54	24	27	148	

Table 95: How many times in the past year (12 months) have you: done extra work on your own for school?









Response	6	8	10	12	Total	
Never	29.9	31.7	31.8	29.9	30.9	
1 to 2 times	30.4	28.0	23.9	20.7	26.5	
3 to 5 times	16.2	15.2	17.5	15.5	16.1	
6 to 9 times	9.2	9.2	8.8	11.3	9.4	
10 to 19 times	5.3	6.3	7.7	8.4	6.7	
20 to 29 times	2.5	3.1	4.2	5.6	3.6	
30 to 39 times	1.4	1.4	1.5	2.3	1.6	
40+ times	5.1	5.2	4.7	6.3	5.2	
N of Valid	2605	2571	2235	1416	8827	
N of Miss	56	56	25	28	165	

Table 96: How many times in the past year (12 months) have you: attacked someone with the idea of seriously hurting them?









Response	6	8	10	12	Total	
Never	90.1	86.2	86.0	89.5	87.8	
1 to 2 times	7.0	9.5	9.5	7.2	8.4	
3 to 5 times	1.3	1.9	2.5	1.6	1.8	
6 to 9 times	0.5	0.8	0.6	0.8	0.7	
10 to 19 times	0.5	0.6	0.5	0.4	0.5	
20 to 29 times	0.1	0.3	0.3	0.4	0.3	
30 to 39 times	0.0	0.1	0.0	0.0	0.1	
40+ times	0.5	0.5	0.5	0.1	0.4	
N of Valid	2614	2573	2237	1416	8840	
N of Miss	51	56	24	27	158	

Table 97: How many times in the past year (12 months) have you: been drunk or high at school?









Response	6	8	10	12	Total	
Never	98.8	94.8	87.1	85.8	92.6	
1 to 2 times	0.7	2.9	6.2	5.7	3.5	
3 to 5 times	0.1	1.0	2.3	2.4	1.3	
6 to 9 times	0.2	0.4	0.8	1.8	0.7	
10 to 19 times	0.0	0.3	1.4	0.7	0.6	
20 to 29 times	0.0	0.3	0.6	0.8	0.4	
30 to 39 times	0.0	0.1	0.2	0.4	0.1	
40+ times	0.1	0.2	1.3	2.4	0.8	
N of Valid	2613	2568	2236	1414	8831	
N of Miss	51	59	24	29	163	

Table 98: How many times in the past year (12 months) have you: volunteered to do community service?









Response	6	8	10	12	Total	
Never	55.0	56.1	51.4	45.9	53.0	
1 to 2 times	23.1	21.9	20.1	17.8	21.2	
3 to 5 times	9.8	10.7	13.0	13.4	11.4	
6 to 9 times	5.1	4.9	6.2	8.1	5.8	
10 to 19 times	3.0	2.6	4.3	6.9	3.9	
20 to 29 times	1.1	1.3	2.0	3.7	1.8	
30 to 39 times	0.7	0.7	1.0	1.0	0.8	
40+ times	2.2	1.8	1.9	3.1	2.2	
N of Valid	2599	2570	2233	1415	8817	
N of Miss	61	55	27	28	171	

Table 99: How many times in the past year (12 months) have you: taken a handgun to school?





Response	6	8	10	12	Total	
Never	99.8	99.5	99.2	98.9	99.4	
1 to 2 times	0.1	0.3	0.4	0.5	0.3	
3 to 5 times	0.0	0.0	0.2	0.0	0.1	
6 to 9 times	0.0	0.0	0.0	0.1	0.0	
10 to 19 times	0.0	0.0	0.1	0.0	0.0	
20 to 29 times	0.0	0.0	0.0	0.0	0.0	
30 to 39 times	0.0	0.0	0.0	0.1	0.0	
40+ times	0.0	0.1	0.2	0.4	0.1	
N of Valid	2623	2573	2236	1414	8846	
N of Miss	44	56	24	30	154	

Table 100: Are you currently on probation, or assigned a probation officer with Juvenile Court?



Response	6	8	10	12	Total	
No	98.5	97.5	96.0	97.7	97.4	
Yes	1.5	2.5	4.0	2.3	2.6	
N of Valid	2227	2372	2069	1337	8005	
N of Miss	440	257	192	107	996	

Table 101: Have you ever belonged to a gang?






Response	6	8	10	12	Total	
No	94.7	93.8	91.9	94.6	93.7	
No, but would like to	1.0	1.1	1.5	1.5	1.2	
Yes, in the past	2.8	3.0	3.6	2.2	2.9	
Yes, belong now	1.2	1.9	2.6	1.6	1.8	
Yes, but would like to get out	0.4	0.2	0.4	0.1	0.3	
N of Valid	2620	2580	2233	1418	8851	
N of Miss	43	47	28	26	144	

Table 102: If you have ever belonged to a gang, did that gang have a name?




Response	6	8	10	12	Total	
No	8.0	7.2	9.1	11.6	8.6	
Yes	3.5	4.4	6.5	4.0	4.6	
I have never belonged to a gang	88.5	88.4	84.4	84.4	86.8	
N of Valid	2577	2551	2201	1400	8729	
N of Miss	83	69	49	36	237	

Table 103: How many times have you done the following things? done what feels good no matter what.







Response	6	8	10	12	Total	
Never	44.9	39.7	28.7	25.4	36.1	
I've done it, but not in the past year	13.8	15.7	13.8	13.4	14.3	
Less than once a month	7.0	10.5	13.5	15.9	11.2	
About once a month	5.1	6.9	10.6	9.6	7.8	
2 or 3 times a month	7.9	7.5	11.1	12.2	9.3	
Once a week or more	21.3	19.7	22.2	23.5	21.4	
N of Valid	2482	2544	2218	1407	8651	
N of Miss	179	81	41	36	337	

Table 104: How many times have you done the following things? done something dangerous because someone dared you to do it.







Response	6	8	10	12	Total	
Never	74.1	57.7	45.9	46.5	57.8	
I've done it, but not in the past year	16.2	20.3	21.1	22.2	19.6	
Less than once a month	3.5	8.8	14.5	15.5	9.8	
About once a month	2.2	4.8	8.2	7.1	5.3	
2 or 3 times a month	1.6	3.8	6.0	4.7	3.8	
Once a week or more	2.3	4.5	4.3	3.9	3.7	
N of Valid	2604	2571	2226	1416	8817	
N of Miss	63	58	35	28	184	

Table 105: How many times have you done the following things? done crazy things even if they are a little dangerous.







Response	6	8	10	12	Total	
Never	61.6	41.6	28.3	27.2	41.8	
I've done it, but not in the past year	20.2	23.2	20.1	21.3	21.2	
Less than once a month	5.9	12.1	17.0	17.4	12.4	
About once a month	3.8	6.8	12.0	11.3	8.0	
2 or 3 times a month	2.9	6.6	11.4	12.7	7.7	
Once a week or more	5.5	9.7	11.2	10.1	8.9	
N of Valid	2587	2571	2225	1411	8794	
N of Miss	77	57	35	32	201	

Table 106: You're looking at CD's in a music store with a friend. You look up and see her slip a CD under her coat. She smiles and says 'Which one do you want? Go ahead, take it while nobody's around.' There is nobody in sight, no employees and no other customers. What would you do now?





Response	6	8	10	12	Total	
Ignore her	11.3	13.2	20.6	24.4	16.3	
Grab a CD and leave the store	2.7	4.8	8.2	6.6	5.3	
Tell her to put the CD back	64.2	48.1	36.9	36.2	48.1	
Act like it is a joke, and ask her to put the CD back	21.8	33.9	34.3	32.9	30.3	
N of Valid	2601	2571	2228	1416	8816	
N of Miss	48	51	29	28	156	

Table 107: You are visiting another part of town, and you don't know any of the people your age there. You are walking down the street, and some teenager you don't know is walking toward you. He is about your size, and as he is about to pass you, he deliberately bumps into you and you almost lose your balance. What would you say or do?





Response	6	8	10	12	Total	
Push the person back	13.4	17.6	17.4	13.3	15.6	
Say 'Excuse me' and keep on walking	53.0	45.5	46.6	51.6	49.0	
Say 'Watch where you are going' and keep on walking	28.2	28.1	24.2	22.4	26.2	
Swear at the person and walk away	5.4	8.9	11.8	12.8	9.2	
N of Valid	2590	2564	2222	1409	8785	
N of Miss	65	54	34	31	184	

Table 108: You are at a party at someone's house, and one of your friends offers you a drink containing alcohol. What would you say or do?





Response	6	8	10	12	Total	
Drink it	3.3	15.0	35.4	40.4	20.8	
Tell your friend, 'No thanks, I don't drink' and suggest that you and your friend go and do something else	49.2	42.3	28.8	23.9	37.9	
Just say, 'No thanks' and walk away	30.0	27.9	28.5	30.4	29.1	
Make up a good excuse, tell your friend you had something else to do, and leave	17.6	14.9	7.3	5.4	12.2	
N of Valid	2594	2567	2231	1415	8807	
N of Miss	58	56	28	28	170	

Table 109: It's 8:00 on a weeknight and you are about to go over to a friend's home when your mother asks you where you are going. You say 'Oh, just going to go hang out with some friends.' She says, 'No, you'll just get into trouble if you go out. Stay home tonight.' What would you do now?





Response	6	8	10	12	Total	
Leave the house anyway	3.1	5.5	6.1	7.8	5.3	
Explain what you are going to do with your friends, tell her when you will get home, and ask if you can go out	54.1	67.2	73.4	74.5	66.1	
Not say anything and start watching TV	37.4	20.5	11.0	8.8	21.2	
Get into an argument with her	5.3	6.8	9.5	8.9	7.4	
N of Valid	2577	2562	2221	1406	8766	
N of Miss	73	56	32	30	191	

Table 110: How often do you attend religious services or activities?





Response	6	8	10	12	Total	
Never	15.5	8.7	9.6	13.6	11.7	
Rarely	20.0	18.9	22.6	25.9	21.3	
1-2 Times a Month	12.5	13.0	14.0	13.9	13.3	
About Once a Week or More	51.9	59.4	53.8	46.5	53.7	
N of Valid	2566	2570	2224	1415	8775	
N of Miss	100	59	34	29	222	

Table 111: I do the opposite of what people tell me, just to get them mad.





Response	6	8	10	12	Total	
Very False	54.2	37.2	32.3	39.2	41.3	
Somewhat False	27.1	31.0	32.6	31.2	30.3	
Somewhat True	15.4	27.8	32.1	26.2	25.0	
Very True	3.4	3.9	3.1	3.5	3.5	
N of Valid	2594	2558	2224	1411	8787	
N of Miss	72	70	37	33	212	

Table 112: I like to see how much I can get away with.





Response	6	8	10	12	Total	
Very False	64.5	43.7	33.1	35.0	45.7	
Somewhat False	20.1	26.4	27.9	26.7	25.0	
Somewhat True	11.8	22.4	30.7	31.4	22.8	
Very True	3.6	7.5	8.3	6.9	6.5	
N of Valid	2588	2557	2226	1409	8780	
N of Miss	79	71	35	35	220	

Table 113: I ignore rules that get in my way.





Response	6	8	10	12	Total	
Very False	71.2	51.3	37.8	40.4	52.0	
Somewhat False	17.3	26.1	31.8	29.0	25.4	
Somewhat True	9.1	17.5	23.3	25.3	17.8	
Very True	2.4	5.0	7.1	5.3	4.8	
N of Valid	2597	2556	2223	1411	8787	
N of Miss	70	73	37	32	212	

Table 114: I think sometimes it's okay to cheat at school.





Response	6	8	10	12	Total	
NO!	72.2	41.0	19.9	18.3	41.3	
no	20.4	35.9	37.8	32.6	31.2	
yes	6.2	20.1	35.9	41.2	23.3	
YES!	1.2	3.0	6.5	7.9	4.1	
N of Valid	2616	2571	2230	1413	8830	
N of Miss	47	56	31	31	165	

Table 115: It is important to think before you act.





Response	6	8	10	12	Total	
NO!	1.8	1.6	1.5	0.9	1.5	
no	3.6	5.4	4.6	3.8	4.4	
yes	23.6	38.9	43.1	39.9	35.6	
YES!	71.0	54.2	50.8	55.4	58.5	
N of Valid	2616	2568	2223	1412	8819	
N of Miss	44	60	37	31	172	

Table 116: Sometimes I think that life is not worth it.





Response	6	8	10	12	Total	
NO!	57.7	47.6	40.4	41.3	47.7	
no	19.8	24.5	26.9	29.0	24.5	
yes	15.5	20.1	23.3	21.8	19.8	
YES!	7.1	7.8	9.4	7.9	8.0	
N of Valid	2546	2548	2218	1407	8719	
N of Miss	114	77	42	37	270	

Table 117: At times I think I am no good at all.

Response	6	8	10	12	Total	
NO!	36.0	32.9	25.1	28.2	31.1	
no	23.1	26.5	28.3	28.6	26.3	
yes	29.8	29.9	34.7	33.0	31.6	
YES!	11.1	10.6	11.9	10.3	11.0	
N of Valid	2581	2554	2218	1410	8763	
N of Miss	83	74	41	34	232	

Table 118: All in all, I am inclined to think that I am a failure.

Response	6	8	10	12	Total	
NO!	54.2	48.1	41.1	43.7	47.4	
no	26.5	33.2	37.1	37.6	32.9	
yes	13.5	13.5	16.0	13.3	14.1	
YES!	5.8	5.2	5.8	5.3	5.6	
N of Valid	2538	2555	2213	1409	8715	
N of Miss	125	73	46	35	279	

Table 119: In the past year, have you felt depressed or sad MOST days, even if you felt okay sometimes?

Response	6	8	10	12	Total	
NO!	32.0	33.7	26.8	28.5	30.6	
no	24.4	25.6	28.6	30.2	26.7	
yes	28.0	26.3	28.4	25.8	27.2	
YES!	15.6	14.4	16.2	15.5	15.4	
N of Valid	2568	2559	2218	1409	8754	
N of Miss	94	68	41	34	237	

Table 120: It is all right to beat up people if they start the fight.


Response	6	8	10	12	Total	
NO!	51.8	30.0	22.1	22.7	33.3	
no	21.3	23.5	23.6	23.2	22.9	
yes	16.1	25.4	29.8	30.3	24.5	
YES!	10.8	21.0	24.5	23.8	19.3	
N of Valid	2585	2561	2217	1406	8769	
N of Miss	78	65	41	35	219	

Table 121: I think it is okay to take something without asking if you can get away with it.

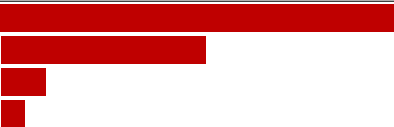
Response	6	8	10	12	Total	
NO!	78.5	62.6	50.4	53.5	62.8	
no	18.0	31.6	41.1	39.1	31.2	
yes	2.6	4.5	7.2	6.1	4.8	
YES!	1.0	1.3	1.4	1.4	1.2	
N of Valid	2578	2554	2213	1404	8749	
N of Miss	87	74	48	39	248	

Table 122: Sometimes we don't know what we will do as adults, but we may have an idea. Please answer how true these statements may be for you. WHEN I AM AN ADULT I WILL: smoke cigarettes.


Response	6	8	10	12	Total	
NO!	86.0	79.1	67.6	63.7	75.7	
no	11.3	15.1	21.3	22.7	16.8	
yes	2.3	4.5	8.4	9.9	5.7	
YES!	0.5	1.3	2.7	3.8	1.8	
N of Valid	2598	2555	2216	1406	8775	
N of Miss	64	72	44	38	218	

Table 123: Sometimes we don't know what we will do as adults, but we may have an idea. Please answer how true these statements may be for you. WHEN I AM AN ADULT I WILL: drink beer, wine, or liquor.





Response	6	8	10	12	Total	
NO!	67.4	45.6	25.9	24.0	43.6	
no	18.7	23.7	19.4	17.3	20.1	
yes	12.6	25.6	42.7	44.8	29.2	
YES!	1.3	5.1	12.0	13.8	7.1	
N of Valid	2579	2548	2213	1403	8743	
N of Miss	81	77	44	40	242	

Table 124: Sometimes we don't know what we will do as adults, but we may have an idea. Please answer how true these statements may be for you. WHEN I AM AN ADULT I WILL: smoke marijuana.





Response	6	8	10	12	Total	
NO!	93.2	84.3	69.0	65.5	80.1	
no	5.7	11.0	18.6	20.0	12.8	
yes	0.7	3.4	8.3	9.7	4.9	
YES!	0.3	1.3	4.1	4.8	2.3	
N of Valid	2593	2555	2209	1402	8759	
N of Miss	74	74	48	41	237	

Table 125: Sometimes we don't know what we will do as adults, but we may have an idea. Please answer how true these statements may be for you. WHEN I AM AN ADULT I WILL: use LSD, cocaine, amphetamines or another illegal drug.





Response	6	8	10	12	Total	
NO!	95.7	92.2	88.4	89.1	91.8	
no	4.0	7.4	10.2	9.5	7.4	
yes	0.1	0.4	1.1	0.7	0.5	
YES!	0.1	0.1	0.3	0.7	0.3	
N of Valid	2601	2556	2216	1406	8779	
N of Miss	66	73	43	37	219	

Table 126: How much do you think people risk harming themselves (physically or in other ways) if they: smoked one or more packs of cigarettes per day?





Response	6	8	10	12	Total	
No risk	9.9	5.0	3.5	3.7	5.9	
Slight risk	6.3	4.6	6.7	7.8	6.1	
Moderate risk	15.0	19.2	21.6	23.7	19.3	
Great risk	68.8	71.2	68.2	64.7	68.7	
N of Valid	2553	2543	2196	1392	8684	
N of Miss	110	82	63	51	306	

Table 127: How much do you think people risk harming themselves (physically or in other ways) if they: try marijuana once or twice?





Response	6	8	10	12	Total	
No risk	11.7	10.9	23.6	28.9	17.2	
Slight risk	14.5	20.4	26.9	29.4	21.8	
Moderate risk	27.4	27.2	21.8	19.0	24.6	
Great risk	46.4	41.5	27.7	22.7	36.4	
N of Valid	2543	2535	2191	1389	8658	
N of Miss	120	92	68	54	334	

Table 128: How much do you think people risk harming themselves (physically or in other ways) if they: smoke marijuana regularly?





Response	6	8	10	12	Total	
No risk	10.7	7.2	9.5	11.9	9.6	
Slight risk	3.2	5.9	13.2	15.8	8.5	
Moderate risk	8.8	10.4	19.9	24.5	14.6	
Great risk	77.3	76.5	57.3	47.8	67.2	
N of Valid	2529	2502	2182	1377	8590	
N of Miss	137	125	78	64	404	

Table 129: How much do you think people risk harming themselves (physically or in other ways) if they: take one or two drinks of an alcoholic beverage (beer, wine, liquor) nearly every day?


Response	6	8	10	12	Total	
No risk	12.2	10.3	11.1	12.2	11.4	
Slight risk	17.4	22.2	25.8	25.0	22.1	
Moderate risk	27.2	30.1	33.2	31.1	30.2	
Great risk	43.1	37.4	29.9	31.6	36.3	
N of Valid	2547	2534	2194	1381	8656	
N of Miss	117	94	67	62	340	

Table 130: How much do you think people risk harming themselves (physically or in other ways) if they: have five or more drinks once or twice each weekend?


Response	6	8	10	12	Total	
No risk	11.1	7.6	6.9	7.6	8.4	
Slight risk	9.4	11.5	15.5	18.5	13.0	
Moderate risk	20.7	24.1	29.6	29.6	25.4	
Great risk	58.8	56.9	48.0	44.3	53.2	
N of Valid	2547	2544	2198	1389	8678	
N of Miss	116	84	62	55	317	

Table 131: Have you ever used smokeless tobacco (chew, snuff, plug, dipping tobacco, or chewing tobacco)?


Response	6	8	10	12	Total	
Never	94.1	87.1	77.2	71.1	84.1	
Once or Twice	4.5	7.4	10.9	13.8	8.4	
Once in a while but not regularly	1.0	2.7	4.3	5.0	3.0	
Regularly in the past	0.0	1.3	3.4	4.2	1.9	
Regularly now	0.3	1.5	4.3	6.0	2.6	
N of Valid	2573	2541	2197	1394	8705	
N of Miss	93	87	62	50	292	

Table 132: How often have you taken smokeless tobacco during the past 30 days?







Response	6	8	10	12	Total	
Not at all	98.4	95.4	89.9	88.6	93.8	
Once or twice	1.2	2.6	3.9	3.3	2.6	
Once or twice per week	0.1	0.5	0.9	1.6	0.6	
Three to five times per week	0.1	0.3	1.1	0.6	0.5	
About once a day	0.2	0.6	0.9	1.0	0.6	
More than once a day	0.1	0.7	3.2	5.0	1.8	
N of Valid	2565	2543	2196	1390	8694	
N of Miss	102	85	64	54	305	

Table 133: Have you ever smoked cigarettes?






Response	6	8	10	12	Total	
Never	93.1	80.6	62.9	54.8	75.7	
Once or Twice	5.2	12.3	16.5	16.7	11.9	
Once in a while but not regularly	1.0	3.5	9.5	11.7	5.6	
Regularly in the past	0.6	2.1	5.3	6.7	3.2	
Regularly now	0.2	1.5	5.7	10.1	3.6	
N of Valid	2574	2538	2196	1392	8700	
N of Miss	91	89	64	52	296	

Table 134: How frequently have you smoked cigarettes during the past 30 days?








Response	6	8	10	12	Total	
Not at all	98.8	95.1	84.6	79.4	91.0	
Less than one cigarette per day	0.7	3.1	8.4	8.4	4.6	
One to five cigarettes per day	0.2	1.4	4.5	6.7	2.7	
About one-half pack per day	0.1	0.2	1.5	3.5	1.0	
About one pack per day	0.2	0.1	0.7	1.2	0.4	
About one and one-half packs per day	0.0	0.0	0.3	0.6	0.2	
Two packs or more per day	0.0	0.1	0.1	0.2	0.1	
N of Valid	2578	2539	2199	1391	8707	
N of Miss	89	90	62	53	294	

Table 135: Which statement best describes rules about smoking inside your home?






Response	6	8	10	12	Total	
Smoking is not allowed anywhere inside your home	70.0	71.3	71.5	72.6	71.2	
Smoking is allowed in some places and at some times	5.9	5.7	6.2	6.0	5.9	
Smoking is allowed anywhere inside the home	3.1	2.7	4.1	5.0	3.5	
There are no rules about smoking inside the home	5.0	6.8	7.8	7.8	6.7	
I don't know	15.9	13.6	10.4	8.6	12.6	
N of Valid	2541	2531	2196	1390	8658	
N of Miss	120	94	64	53	331	

Table 136: Which statement best describes rules about smoking in your family cars?







Response	6	8	10	12	Total	
Smoking is never allowed in any car	62.6	61.8	61.9	60.9	61.9	
Smoking is allowed sometimes or in some cars	12.1	11.2	11.2	13.3	11.8	
Smoking is allowed in any car anytime	3.8	5.4	5.9	6.1	5.2	
There are no rules about smoking in the car	6.7	8.1	10.3	9.7	8.5	
We do not have a family car	1.0	0.8	0.7	2.3	1.1	
I don't know	13.7	12.7	10.0	7.8	11.5	
N of Valid	2539	2536	2194	1386	8655	
N of Miss	122	92	66	57	337	

Table 137: During this school year, were you taught in any of your classes about the dangers of tobacco use?

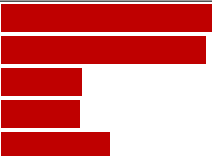
Response	6	8	10	12	Total	
Strongly agree	48.7	36.4	20.2	13.4	32.2	
Agree	24.7	32.8	35.1	34.3	31.3	
Disagree	5.0	9.3	15.3	16.2	10.7	
Strongly disagree	6.1	7.0	13.4	19.9	10.4	
I don't know	15.4	14.5	16.0	16.2	15.4	
N of Valid	2502	2497	2162	1362	8523	
N of Miss	160	129	97	79	465	

Table 138: During the past 12 months, have you participated in any community activities to discourage people your age from using cigarettes, chewing tobacco, snuff, dip or cigars?


Response	6	8	10	12	Total	
Strongly agree	22.8	15.7	10.9	9.0	15.4	
Agree	17.5	22.0	17.9	16.4	18.7	
Disagree	14.9	19.3	25.6	25.5	20.7	
Strongly disagree	17.4	19.2	27.0	31.5	22.7	
I don't know	27.4	23.9	18.6	17.6	22.5	
N of Valid	2449	2497	2164	1370	8480	
N of Miss	211	129	94	74	508	

Table 139: On how many occasions have you had alcoholic beverages (beer, wine or hard liquor) to drink in your lifetime - more than just a few sips?

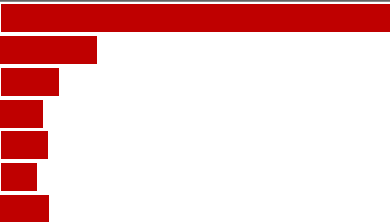
Response	6	8	10	12	Total	
0	87.3	68.6	42.0	32.2	61.6	
1-2	8.1	14.8	17.9	13.3	13.3	
3-5	2.4	6.4	10.7	10.2	6.9	
6-9	1.0	3.5	6.7	8.8	4.4	
10-19	0.8	3.0	8.6	11.3	5.1	
20-39	0.1	1.4	6.0	7.7	3.2	
40+	0.3	2.3	8.1	16.5	5.4	
N of Valid	2584	2545	2206	1388	8723	
N of Miss	82	83	54	56	275	

Table 140: On how many occasions have you had beer, wine or hard liquor to drink during the past 30 days?


Response	6	8	10	12	Total	
0	97.7	90.8	74.3	65.0	84.6	
1-2	1.6	6.4	13.6	16.8	8.5	
3-5	0.3	1.2	4.7	8.8	3.0	
6-9	0.2	0.8	3.8	4.2	1.9	
10-19	0.1	0.4	2.1	2.7	1.1	
20-39	0.0	0.2	0.7	1.0	0.4	
40+	0.1	0.2	0.8	1.4	0.5	
N of Valid	2581	2542	2200	1384	8707	
N of Miss	85	85	59	60	289	

Table 141: On how many occasions have you used marijuana (grass, pot) or hashish (hash, hash oil) in your lifetime?


Response	6	8	10	12	Total	
0	98.6	92.2	75.8	67.5	86.0	
1-2	0.8	3.0	6.6	7.4	3.9	
3-5	0.2	1.2	3.0	4.0	1.8	
6-9	0.2	0.8	2.9	3.5	1.6	
10-19	0.1	0.7	3.2	3.8	1.6	
20-39	0.0	0.6	1.9	3.0	1.1	
40+	0.2	1.5	6.6	10.8	3.9	
N of Valid	2577	2538	2190	1383	8688	
N of Miss	90	89	66	61	306	

Table 142: On how many occasions have you used marijuana (grass, pot) or hashish (hash, hash oil) during the past 30 days?


Response	6	8	10	12	Total	
0	99.6	96.9	89.2	85.2	93.9	
1-2	0.2	1.7	4.3	5.4	2.5	
3-5	0.0	0.4	1.9	2.6	1.0	
6-9	0.0	0.2	1.2	2.0	0.7	
10-19	0.1	0.4	1.1	1.3	0.6	
20-39	0.0	0.1	0.9	0.9	0.4	
40+	0.0	0.2	1.4	2.6	0.8	
N of Valid	2579	2543	2194	1384	8700	
N of Miss	88	86	65	60	299	

Table 143: On how many occasions have you used LSD or other psychedelics in your lifetime?


Response	6	8	10	12	Total	
0	99.8	99.4	98.5	97.2	98.9	
1-2	0.1	0.3	0.9	1.8	0.6	
3-5	0.1	0.1	0.2	0.4	0.2	
6-9	0.0	0.1	0.2	0.3	0.1	
10-19	0.0	0.0	0.0	0.1	0.0	
20-39	0.0	0.0	0.1	0.1	0.0	
40+	0.0	0.0	0.1	0.1	0.0	
N of Valid	2567	2543	2197	1387	8694	
N of Miss	100	86	62	57	305	

Table 144: On how many occasions have you used LSD or other psychedelics during the past 30 days?


Response	6	8	10	12	Total	
0	99.9	99.7	99.4	99.2	99.6	
1-2	0.1	0.2	0.4	0.6	0.3	
3-5	0.0	0.0	0.1	0.1	0.0	
6-9	0.0	0.0	0.0	0.1	0.0	
10-19	0.0	0.0	0.0	0.1	0.0	
20-39	0.0	0.0	0.0	0.0	0.0	
40+	0.0	0.1	0.0	0.0	0.0	
N of Valid	2566	2546	2196	1386	8694	
N of Miss	101	83	64	57	305	

Table 145: On how many occasions have you used cocaine or crack in your lifetime?


Response	6	8	10	12	Total	
0	99.7	99.1	98.4	96.5	98.7	
1-2	0.3	0.6	1.1	2.2	0.9	
3-5	0.0	0.2	0.2	0.3	0.2	
6-9	0.0	0.1	0.2	0.1	0.1	
10-19	0.0	0.0	0.0	0.6	0.1	
20-39	0.0	0.0	0.0	0.0	0.0	
40+	0.0	0.1	0.0	0.2	0.1	
N of Valid	2581	2544	2197	1387	8709	
N of Miss	86	85	63	57	291	

Table 146: On how many occasions have you used cocaine or crack during the past 30 days?




Response	6	8	10	12	Total	
0	99.9	99.8	99.4	99.3	99.6	
1-2	0.1	0.1	0.4	0.5	0.2	
3-5	0.0	0.0	0.0	0.1	0.0	
6-9	0.0	0.0	0.0	0.0	0.0	
10-19	0.0	0.0	0.0	0.1	0.0	
20-39	0.0	0.0	0.0	0.0	0.0	
40+	0.0	0.1	0.1	0.0	0.1	
N of Valid	2574	2546	2192	1383	8695	
N of Miss	91	83	67	61	302	

Table 147: On how many occasions have you sniffed glue, breathed the contents of an aerosol spray can, or inhaled other gases or sprays, in order to get high in your lifetime?








Response	6	8	10	12	Total	
0	93.0	89.2	87.1	88.9	89.7	
1-2	4.3	6.2	6.8	5.7	5.7	
3-5	1.3	1.8	2.1	2.7	1.9	
6-9	0.4	0.9	1.5	1.3	0.9	
10-19	0.5	0.7	1.1	1.0	0.8	
20-39	0.2	0.3	0.5	0.2	0.3	
40+	0.5	0.9	1.0	0.1	0.7	
N of Valid	2571	2544	2194	1387	8696	
N of Miss	95	85	66	56	302	

Table 148: On how many occasions have you sniffed glue, breathed the contents of an aerosol spray can, or inhaled other gases or sprays, in order to get high during the past 30 days?








Response	6	8	10	12	Total	
0	96.8	96.3	96.5	98.3	96.8	
1-2	2.3	2.1	2.5	1.2	2.1	
3-5	0.5	0.6	0.3	0.4	0.5	
6-9	0.2	0.4	0.2	0.0	0.3	
10-19	0.2	0.2	0.3	0.1	0.2	
20-39	0.0	0.1	0.1	0.0	0.1	
40+	0.0	0.2	0.2	0.0	0.1	
N of Valid	2571	2542	2196	1384	8693	
N of Miss	94	87	64	59	304	

Table 149: On how many occasions have you used phenoxydine (pox, px, breeze) in your lifetime?


Response	6	8	10	12	Total	
0	100.0	100.0	100.0	100.0	100.0	
1-2	0.0	0.0	0.0	0.0	0.0	
3-5	0.0	0.0	0.0	0.0	0.0	
6-9	0.0	0.0	0.0	0.0	0.0	
10-19	0.0	0.0	0.0	0.0	0.0	
20-39	0.0	0.0	0.0	0.0	0.0	
40+	0.0	0.0	0.0	0.0	0.0	
N of Valid	2549	2540	2192	1384	8665	
N of Miss	118	89	68	59	334	

Table 150: On how many occasions have you used phenoxydine (pox, px, breeze) during the past 30 days?


Response	6	8	10	12	Total	
0	100.0	100.0	100.0	100.0	100.0	
1-2	0.0	0.0	0.0	0.0	0.0	
3-5	0.0	0.0	0.0	0.0	0.0	
6-9	0.0	0.0	0.0	0.0	0.0	
10-19	0.0	0.0	0.0	0.0	0.0	
20-39	0.0	0.0	0.0	0.0	0.0	
40+	0.0	0.0	0.0	0.0	0.0	
N of Valid	2536	2540	2191	1382	8649	
N of Miss	131	89	68	60	348	

Table 151: On how many occasions have you used sedatives (tranquilizers, such as Valium or Xanax, barbiturates, or sleeping pills) without a doctor telling you to take them, in your lifetime?








Response	6	8	10	12	Total	
0	95.7	91.5	84.1	83.3	89.6	
1-2	2.6	3.7	5.9	5.2	4.2	
3-5	0.7	1.9	4.1	3.4	2.4	
6-9	0.4	0.9	1.7	2.3	1.2	
10-19	0.4	0.7	1.7	1.9	1.0	
20-39	0.1	0.5	1.0	1.3	0.6	
40+	0.2	0.7	1.5	2.5	1.0	
N of Valid	2553	2543	2193	1381	8670	
N of Miss	112	86	67	61	326	

Table 152: On how many occasions have you used sedatives (tranquilizers, such as Valium or Xanax, barbiturates, or sleeping pills) without a doctor telling you to take them, during the past 30 days?


Response	6	8	10	12	Total	
0	98.5	96.5	93.0	93.3	95.7	
1-2	1.1	2.3	4.0	3.7	2.6	
3-5	0.2	0.7	1.6	1.2	0.9	
6-9	0.1	0.3	0.7	0.9	0.4	
10-19	0.0	0.1	0.4	0.4	0.2	
20-39	0.0	0.1	0.3	0.2	0.1	
40+	0.0	0.1	0.0	0.2	0.1	
N of Valid	2558	2541	2192	1378	8669	
N of Miss	109	87	68	65	329	

Table 153: On how many occasions have you used methamphetamines (meth, speed, crank, crystal meth) in your lifetime?


Response	6	8	10	12	Total	
0	99.8	99.1	98.7	97.8	99.0	
1-2	0.1	0.5	0.8	0.9	0.5	
3-5	0.0	0.2	0.2	0.4	0.2	
6-9	0.0	0.1	0.1	0.1	0.1	
10-19	0.0	0.1	0.1	0.4	0.1	
20-39	0.0	0.0	0.0	0.0	0.0	
40+	0.0	0.1	0.0	0.4	0.1	
N of Valid	2559	2545	2190	1382	8676	
N of Miss	108	84	70	61	323	

Table 154: On how many occasions have you used methamphetamines (meth, speed, crank, crystal meth) in the past 30 days?



Response	6	8	10	12	Total	
0	100.0	99.8	99.5	99.3	99.7	
1-2	0.0	0.1	0.3	0.5	0.2	
3-5	0.0	0.0	0.1	0.1	0.0	
6-9	0.0	0.0	0.0	0.0	0.0	
10-19	0.0	0.0	0.0	0.1	0.0	
20-39	0.0	0.0	0.0	0.0	0.0	
40+	0.0	0.0	0.0	0.0	0.0	
N of Valid	2559	2540	2189	1381	8669	
N of Miss	108	88	71	63	330	

Table 155: On how many occasions have you used stimulants, other than Methamphetamines (such as amphetamines, Ritalin or Dexedrine) without a doctor telling you to take them, in your lifetime?








Response	6	8	10	12	Total	
0	99.9	99.1	95.8	93.9	97.7	
1-2	0.1	0.4	1.7	2.5	1.0	
3-5	0.0	0.2	1.1	1.3	0.6	
6-9	0.0	0.1	0.5	0.4	0.2	
10-19	0.0	0.1	0.4	0.4	0.2	
20-39	0.0	0.0	0.3	0.5	0.1	
40+	0.0	0.1	0.2	0.9	0.2	
N of Valid	2554	2542	2189	1383	8668	
N of Miss	113	87	71	61	332	

Table 156: On how many occasions have you used stimulants, other than Methamphetamines (such as amphetamines, Ritalin or Dexedrine) without a doctor telling you to take them, during the past 30 days?






Response	6	8	10	12	Total	
0	99.9	99.8	98.8	98.5	99.4	
1-2	0.0	0.2	0.6	0.7	0.3	
3-5	0.0	0.0	0.2	0.3	0.1	
6-9	0.0	0.0	0.1	0.4	0.1	
10-19	0.0	0.0	0.1	0.0	0.0	
20-39	0.0	0.0	0.1	0.1	0.1	
40+	0.0	0.0	0.0	0.0	0.0	
N of Valid	2546	2538	2192	1379	8655	
N of Miss	121	91	68	65	345	

Table 157: On how many occasions have you used heroin or other opiates in your lifetime?






Response	6	8	10	12	Total	
0	99.9	99.3	99.2	98.9	99.4	
1-2	0.1	0.5	0.5	0.3	0.3	
3-5	0.0	0.0	0.0	0.1	0.0	
6-9	0.0	0.0	0.1	0.2	0.1	
10-19	0.0	0.1	0.0	0.2	0.1	
20-39	0.0	0.0	0.0	0.1	0.0	
40+	0.0	0.1	0.0	0.1	0.1	
N of Valid	2537	2539	2193	1380	8649	
N of Miss	130	90	67	63	350	

Table 158: On how many occasions have you used heroin or other opiates during the past 30 days?


Response	6	8	10	12	Total	
0	100.0	99.8	99.7	99.6	99.8	
1-2	0.0	0.1	0.2	0.1	0.1	
3-5	0.0	0.0	0.1	0.0	0.0	
6-9	0.0	0.0	0.0	0.1	0.0	
10-19	0.0	0.0	0.0	0.1	0.0	
20-39	0.0	0.0	0.0	0.0	0.0	
40+	0.0	0.1	0.0	0.1	0.0	
N of Valid	2534	2537	2191	1378	8640	
N of Miss	133	92	69	65	359	

Table 159: On how many occasions have you used MDMA ('X', 'E', or ecstasy) in your lifetime?


Response	6	8	10	12	Total	
0	99.9	99.1	96.9	95.3	98.2	
1-2	0.1	0.7	2.0	2.9	1.2	
3-5	0.0	0.1	0.5	0.7	0.3	
6-9	0.0	0.1	0.4	0.3	0.2	
10-19	0.0	0.0	0.1	0.2	0.1	
20-39	0.0	0.0	0.1	0.2	0.1	
40+	0.0	0.0	0.0	0.4	0.1	
N of Valid	2506	2534	2190	1382	8612	
N of Miss	161	94	70	62	387	

Table 160: On how many occasions have you used MDMA ('X', 'E', or ecstasy) during the past 30 days?


Response	6	8	10	12	Total	
0	99.9	99.8	99.1	98.8	99.5	
1-2	0.1	0.1	0.6	0.9	0.3	
3-5	0.0	0.0	0.2	0.1	0.1	
6-9	0.0	0.1	0.0	0.1	0.1	
10-19	0.0	0.0	0.0	0.1	0.0	
20-39	0.0	0.0	0.0	0.0	0.0	
40+	0.0	0.0	0.0	0.0	0.0	
N of Valid	2504	2527	2186	1380	8597	
N of Miss	162	101	74	64	401	

Table 161: On how many occasions have you taken prescription drugs (such as Valium, Xanax, Ritalin, Adderall, OxyContin, Darvocet, or sleeping pills) on your own-that is, without a doctor telling you to take them in your lifetime?








Response	6	8	10	12	Total	
0	97.2	92.8	82.5	79.4	89.3	
1-2	1.5	3.7	6.7	7.2	4.4	
3-5	0.6	1.3	4.2	3.9	2.3	
6-9	0.3	0.5	1.8	2.6	1.1	
10-19	0.2	0.6	1.6	2.3	1.0	
20-39	0.1	0.4	1.1	1.2	0.6	
40+	0.2	0.7	2.1	3.3	1.3	
N of Valid	2552	2533	2185	1377	8647	
N of Miss	115	95	74	65	349	

Table 162: On how many occasions have you taken prescription drugs (such as Valium, Xanax, Ritalin, Adderall, OxyContin, Darvocet, or sleeping pills) on your own-that is, without a doctor telling you to take them during the past 30 days?








Response	6	8	10	12	Total	
0	98.8	97.2	92.8	92.4	95.8	
1-2	0.7	1.9	3.8	4.1	2.4	
3-5	0.2	0.4	1.7	1.4	0.8	
6-9	0.2	0.3	1.0	1.0	0.5	
10-19	0.0	0.1	0.5	0.4	0.2	
20-39	0.1	0.1	0.1	0.2	0.1	
40+	0.1	0.0	0.1	0.5	0.2	
N of Valid	2542	2530	2185	1375	8632	
N of Miss	124	97	73	68	362	

Table 163: On how many occasions have you taken non-prescription medicines such as diet pills (for example, Dietac, Dexatrim or Prolamine), stay-awake pills (for example No-Doz, Vivarin, or Wake), or cough or cold medicines (robos, DXM, etc.) to get high in your lifetime?








Response	6	8	10	12	Total	
0	98.1	96.0	91.3	92.0	94.8	
1-2	0.9	1.5	3.3	2.8	2.0	
3-5	0.2	0.8	1.6	2.2	1.0	
6-9	0.2	0.8	1.1	0.9	0.7	
10-19	0.2	0.4	0.8	0.7	0.5	
20-39	0.1	0.2	0.7	0.5	0.3	
40+	0.2	0.4	1.2	0.9	0.6	
N of Valid	2545	2530	2190	1379	8644	
N of Miss	121	97	69	64	351	

Table 164: On how many occasions have you taken non-prescription medicines such as diet pills (for example, Dietac, Dexatrim or Prolamine), stay-awake pills (for example No-Doz, Vivarin, or Wake), or cough or cold medicines (robos, DXM, etc.) to get high during the past 30 days?







Response	6	8	10	12	Total	
0	99.3	97.9	96.5	98.0	98.0	
1-2	0.4	1.4	2.1	1.3	1.3	
3-5	0.2	0.3	0.6	0.3	0.3	
6-9	0.0	0.2	0.4	0.2	0.2	
10-19	0.0	0.1	0.2	0.1	0.1	
20-39	0.0	0.0	0.1	0.0	0.0	
40+	0.1	0.0	0.1	0.0	0.1	
N of Valid	2540	2529	2191	1377	8637	
N of Miss	127	99	69	66	361	

Table 165: On how many occasions have you been drunk or very high from drinking alcoholic beverages during the past 30 days?








Response	6	8	10	12	Total	
0	99.3	95.4	84.4	77.1	90.9	
1-2	0.5	2.9	7.7	11.6	4.8	
3-5	0.1	0.7	4.4	5.5	2.2	
6-9	0.1	0.3	1.5	2.9	0.9	
10-19	0.0	0.3	1.3	1.1	0.6	
20-39	0.0	0.1	0.4	0.9	0.3	
40+	0.0	0.3	0.3	1.0	0.3	
N of Valid	2554	2526	2179	1374	8633	
N of Miss	113	101	80	67	361	

Table 166: On how many occasions have you drunk flavored alcoholic beverages, sometimes called 'alcopops' (like Mike's Hard Lemonade, Smirnoff Ice, Bacardi Breezers, etc.) in your lifetime?








Response	6	8	10	12	Total	
0	93.5	79.1	58.7	48.3	73.3	
1-2	4.3	9.5	12.9	11.9	9.2	
3-5	1.2	4.8	9.8	10.9	6.0	
6-9	0.4	2.7	6.5	7.4	3.7	
10-19	0.3	1.7	5.6	9.0	3.4	
20-39	0.2	0.9	3.2	5.2	1.9	
40+	0.0	1.4	3.4	7.5	2.5	
N of Valid	2553	2524	2179	1374	8630	
N of Miss	114	101	76	66	357	

Table 167: On how many occasions have you drunk flavored alcoholic beverages, sometimes called 'alcopops' (like Mike's Hard Lemonade, Smirnoff Ice, Bacardi Breezers, etc.) during the past 30 days?


Response	6	8	10	12	Total	
0	98.4	92.4	83.4	78.8	89.7	
1-2	1.2	5.5	10.0	11.7	6.4	
3-5	0.4	1.0	4.3	5.2	2.3	
6-9	0.0	0.6	1.2	2.3	0.8	
10-19	0.0	0.1	0.4	1.0	0.3	
20-39	0.0	0.1	0.4	0.4	0.2	
40+	0.1	0.3	0.3	0.6	0.3	
N of Valid	2549	2531	2189	1375	8644	
N of Miss	118	97	69	67	351	

Table 168: Think back over the last two weeks. How many times have you had five or more alcoholic drinks in a row?


Response	6	8	10	12	Total	
None	97.9	94.1	85.2	78.8	90.6	
Once	1.2	3.2	5.4	7.5	3.8	
Twice	0.4	1.2	4.0	5.7	2.4	
3-5 times	0.3	1.0	3.4	4.7	2.0	
6-9 times	0.1	0.2	0.7	1.4	0.5	
10 or more times	0.1	0.4	1.3	1.8	0.7	
N of Valid	2539	2506	2158	1359	8562	
N of Miss	128	123	103	85	439	

Table 169: During the past 30 days, how many times did you ride in a car or other vehicle driven by someone who had been drinking alcohol?


Response	6	8	10	12	Total	
0 times	87.7	84.4	81.1	84.0	84.5	
1 time	5.9	7.2	8.0	6.9	7.0	
2 or 3 times	3.2	5.0	6.1	6.4	5.0	
4 or 5 times	1.0	1.4	2.0	1.4	1.4	
6 or more times	2.2	1.9	2.7	1.3	2.1	
N of Valid	2524	2502	2156	1359	8541	
N of Miss	141	127	105	85	458	

Table 170: During the past 30 days, how many times did you drive a car or other vehicle when you had been drinking alcohol?







Response	6	8	10	12	Total	
I did not drive a car in the past 30 days	49.2	53.0	35.4	15.2	41.3	
0 times	49.9	45.6	61.1	77.2	55.9	
1 time	0.5	0.6	1.7	3.6	1.3	
2 or 3 times	0.2	0.5	1.1	2.9	0.9	
4 or 5 times	0.1	0.2	0.3	0.4	0.2	
6 or more times	0.1	0.2	0.5	0.7	0.3	
N of Valid	2450	2419	2131	1349	8349	
N of Miss	150	132	110	90	482	

Table 171: If you drank alcohol (not just a sip or taste) in the past year, how did you usually get it?













Response	6	8	10	12	Total	
I did not drink alcohol in the past year	93.5	79.6	53.5	43.3	71.4	
I bought it myself with a fake ID	0.2	0.1	0.1	0.4	0.2	
I bought it myself without a fake ID	0.0	0.0	0.6	1.1	0.3	
I got it from someone I know age 21 or older	1.1	4.1	13.8	27.0	9.3	
I got it from someone I know under age 21	0.2	2.0	8.5	8.8	4.2	
I got it from my brother or sister	0.2	0.7	1.3	1.7	0.9	
I got it from home with my parents' permission	1.2	4.1	6.3	4.3	3.8	
I got it from home without my parents' permission	0.9	2.7	4.3	1.8	2.4	
I got it from another relative	0.5	2.1	3.3	2.3	2.0	
A stranger bought it for me	0.0	0.1	0.7	1.3	0.4	
I took it from a store or shop	0.0	0.2	0.1	0.1	0.1	
Other	2.3	4.2	7.5	8.1	5.1	
N of Valid	2466	2473	2106	1333	8378	
N of Miss	195	144	130	98	567	

Table 172: If you drank alcohol (not just a sip or taste) in the past year, where did you usually drink it?











Response	6	8	10	12	Total	
I did not drink alcohol in the past year	94.1	80.7	55.0	43.8	72.4	
at my home	3.1	7.8	13.6	11.8	8.5	
at someone else's home	1.4	7.7	23.7	35.0	14.2	
at an open area like a park, beach, field, back road, woods, or a street corner	0.7	2.2	4.6	5.2	2.8	
at a sporting event or concert	0.0	0.5	0.3	0.5	0.3	
at a restaurant, bar, or a nightclub	0.2	0.2	1.0	1.4	0.6	
at an empty building or a construction site	0.2	0.2	0.1	0.5	0.2	
at a hotel/motel	0.1	0.2	0.5	0.7	0.3	
in a car	0.2	0.3	1.0	1.0	0.6	
at school	0.0	0.1	0.1	0.2	0.1	
N of Valid	2450	2452	2076	1317	8295	
N of Miss	213	157	135	105	610	

Table 173: During the last month, about how many marijuana cigarettes, or the equivalent, did you smoke a day, on the average?








Response	6	8	10	12	Total	
None	98.6	95.3	88.1	84.6	92.8	
Less than 1 a day	0.8	2.2	4.8	6.5	3.1	
1 a day	0.2	0.7	1.7	1.8	1.0	
2-3 a day	0.2	1.0	2.5	3.1	1.5	
4-6 a day	0.1	0.4	1.5	1.8	0.8	
7-10 a day	0.1	0.1	0.5	0.8	0.3	
11 or more a day	0.0	0.2	1.0	1.3	0.5	
N of Valid	2505	2483	2135	1347	8470	
N of Miss	162	145	125	96	528	

Table 174: How wrong would most adults (over 21) in your neighborhood think it is for kids your age: to use marijuana?

Response	6	8	10	12	Total	
Very wrong	91.2	82.3	69.0	64.8	78.8	
Wrong	6.1	11.3	18.7	21.9	13.3	
A little bit wrong	1.6	4.6	8.8	9.8	5.6	
Not wrong at all	1.2	1.8	3.5	3.4	2.3	
N of Valid	2476	2452	2117	1336	8381	
N of Miss	190	175	142	108	615	

Table 175: How wrong would most adults (over 21) in your neighborhood think it is for kids your age: to drink alcohol?

Response	6	8	10	12	Total	
Very wrong	82.0	66.3	48.8	42.1	62.7	
Wrong	11.7	18.5	25.1	27.2	19.6	
A little bit wrong	4.2	10.8	18.4	21.5	12.5	
Not wrong at all	2.1	4.5	7.6	9.2	5.3	
N of Valid	2473	2449	2112	1333	8367	
N of Miss	193	180	147	110	630	

Table 176: How wrong would most adults (over 21) in your neighborhood think it is for kids your age: to smoke cigarettes?

Response	6	8	10	12	Total	
Very wrong	84.2	71.8	54.6	42.6	66.5	
Wrong	9.3	15.9	23.7	25.3	17.4	
A little bit wrong	4.3	8.2	14.9	19.4	10.5	
Not wrong at all	2.1	4.1	6.8	12.7	5.6	
N of Valid	2472	2447	2109	1333	8361	
N of Miss	194	178	149	111	632	

Table 177: How much do each of the following statements describe your neighborhood? crime and/or drug selling


Response	6	8	10	12	Total	
NO!	83.8	73.8	63.9	63.1	72.6	
no	11.1	18.2	22.8	22.8	18.0	
yes	3.4	5.4	10.7	10.8	7.0	
YES!	1.7	2.6	2.6	3.3	2.4	
N of Valid	2470	2453	2112	1334	8369	
N of Miss	195	171	148	110	624	

Table 178: How much do each of the following statements describe your neighborhood? fights


Response	6	8	10	12	Total	
NO!	70.8	64.2	59.3	59.8	64.2	
no	15.0	21.0	25.7	26.4	21.3	
yes	10.2	11.2	12.1	11.4	11.1	
YES!	4.0	3.7	2.9	2.4	3.4	
N of Valid	2467	2455	2108	1334	8364	
N of Miss	198	173	150	110	631	

Table 179: How much do each of the following statements describe your neighborhood? lots of empty or abandoned buildings


Response	6	8	10	12	Total	
NO!	78.0	71.7	65.7	64.7	70.9	
no	15.0	21.3	27.2	27.3	21.9	
yes	5.3	5.6	5.9	6.5	5.7	
YES!	1.7	1.5	1.2	1.4	1.5	
N of Valid	2459	2457	2110	1333	8359	
N of Miss	207	171	151	111	640	

Table 180: How much do each of the following statements describe your neighborhood? lots of graffiti


Response	6	8	10	12	Total	
NO!	85.0	78.1	73.3	73.2	78.1	
no	10.9	18.2	22.7	23.0	18.0	
yes	2.7	2.6	2.9	2.6	2.7	
YES!	1.5	1.0	1.0	1.2	1.2	
N of Valid	2412	2454	2110	1331	8307	
N of Miss	253	173	151	112	689	

Table 181: If I had to move, I would miss the neighborhood I now live in.


Response	6	8	10	12	Total	
NO!	12.3	13.9	13.7	12.8	13.2	
no	10.1	15.1	20.9	22.0	16.2	
yes	26.1	31.1	35.2	35.1	31.3	
YES!	51.4	39.9	30.2	30.1	39.3	
N of Valid	2459	2454	2108	1329	8350	
N of Miss	202	173	152	113	640	

Table 182: My neighbors notice when I am doing a good job and let me know about it.

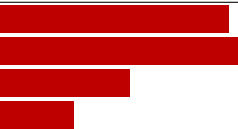
Response	6	8	10	12	Total	
NO!	34.2	34.7	35.1	37.2	35.1	
no	31.3	36.8	41.2	39.3	36.7	
yes	20.6	19.3	17.0	16.7	18.7	
YES!	13.9	9.1	6.7	6.8	9.5	
N of Valid	2438	2441	2098	1327	8304	
N of Miss	223	186	160	115	684	

Table 183: I like my neighborhood.

Response	6	8	10	12	Total	
NO!	9.1	10.4	10.7	9.1	9.9	
no	7.2	11.2	15.5	16.1	11.9	
yes	32.5	39.8	46.9	47.7	40.7	
YES!	51.3	38.6	26.9	27.1	37.6	
N of Valid	2452	2438	2098	1330	8318	
N of Miss	209	187	160	114	670	

Table 184: There are lots of adults in my neighborhood I could talk to about something important.

Response	6	8	10	12	Total	
NO!	24.9	24.6	26.4	30.8	26.1	
no	24.2	29.6	33.6	33.0	29.6	
yes	25.3	26.6	27.3	24.5	26.1	
YES!	25.6	19.2	12.6	11.7	18.2	
N of Valid	2418	2435	2096	1328	8277	
N of Miss	243	188	164	116	711	

Table 185: I'd like to get out of my neighborhood.

Response	6	8	10	12	Total	
NO!	55.9	42.1	30.7	30.0	41.3	
no	26.5	34.0	39.3	37.6	33.7	
yes	9.2	14.3	18.8	22.2	15.2	
YES!	8.4	9.7	11.2	10.2	9.8	
N of Valid	2430	2430	2093	1327	8280	
N of Miss	230	197	166	115	708	

Table 186: There are people in my neighborhood who are proud of me when I do something well.

Response	6	8	10	12	Total	
NO!	23.4	23.6	22.6	26.2	23.7	
no	21.9	29.6	33.8	30.8	28.6	
yes	30.9	31.4	32.7	31.6	31.6	
YES!	23.8	15.4	10.9	11.4	16.1	
N of Valid	2411	2426	2094	1326	8257	
N of Miss	253	200	166	118	737	

Table 187: There are people in my neighborhood who encourage me to do my best.

Response	6	8	10	12	Total	
NO!	21.4	22.6	22.0	26.0	22.6	
no	19.7	25.6	30.9	30.7	26.1	
yes	29.3	32.1	33.7	32.0	31.6	
YES!	29.6	19.7	13.4	11.3	19.7	
N of Valid	2426	2433	2092	1325	8276	
N of Miss	240	194	168	119	721	

Table 188: I feel safe in my neighborhood.

Response	6	8	10	12	Total	
NO!	8.5	7.4	6.6	4.4	7.1	
no	9.5	10.3	10.7	11.0	10.3	
yes	31.7	41.7	49.3	47.9	41.6	
YES!	50.3	40.6	33.4	36.8	41.0	
N of Valid	2429	2436	2093	1324	8282	
N of Miss	231	191	168	118	708	

Table 189: Which of the following activities for people your age are available in your community? sports teams?



Response	6	8	10	12	Total	
No	12.7	10.1	9.1	10.3	10.6	
Yes	87.3	89.9	90.9	89.7	89.4	
N of Valid	2430	2427	2091	1325	8273	
N of Miss	234	199	169	119	721	

Table 190: Which of the following activities for people your age are available in your community? scouting?



Response	6	8	10	12	Total	
No	37.8	40.2	41.0	43.7	40.3	
Yes	62.2	59.8	59.0	56.3	59.7	
N of Valid	2352	2399	2052	1311	8114	
N of Miss	314	229	208	133	884	

Table 191: Which of the following activities for people your age are available in your community? boys and girls clubs?



Response	6	8	10	12	Total	
No	33.8	33.6	32.2	34.5	33.5	
Yes	66.2	66.4	67.8	65.5	66.5	
N of Valid	2366	2413	2059	1315	8153	
N of Miss	301	214	200	129	844	

Table 192: Which of the following activities for people your age are available in your community? 4-H clubs?



Response	6	8	10	12	Total	
No	52.6	45.2	36.5	32.9	43.0	
Yes	47.4	54.8	63.5	67.1	57.0	
N of Valid	2238	2365	2042	1304	7949	
N of Miss	425	264	217	139	1045	

Table 193: Which of the following activities for people your age are available in your community? service clubs?



Response	6	8	10	12	Total	
No	52.7	44.9	38.1	32.5	43.3	
Yes	47.3	55.1	61.9	67.5	56.7	
N of Valid	2239	2379	2042	1303	7963	
N of Miss	425	250	218	141	1034	

Table 194: If a kid smoked marijuana in your neighborhood would he or she be caught by the police?





Response	6	8	10	12	Total	
NO!	11.9	16.1	19.4	22.0	16.7	
no	17.9	31.4	48.5	51.9	35.1	
yes	28.5	29.1	22.0	19.2	25.5	
YES!	41.6	23.3	10.1	7.0	22.7	
N of Valid	2380	2420	2078	1315	8193	
N of Miss	280	204	180	126	790	

Table 195: If a kid drank some beer, wine or hard liquor (for example, vodka, whiskey, or gin) in your neighborhood would he or she be caught by the police?





Response	6	8	10	12	Total	
NO!	14.0	19.9	25.3	26.9	20.7	
no	23.9	40.2	53.5	53.9	41.1	
yes	28.2	23.7	14.8	14.1	21.2	
YES!	33.9	16.2	6.4	5.2	17.1	
N of Valid	2370	2421	2075	1316	8182	
N of Miss	295	206	186	126	813	

Table 196: If a kid carried a handgun in your neighborhood would he or she be caught by the police?

Response	6	8	10	12	Total	
NO!	11.1	15.5	16.1	19.8	15.1	
no	16.5	25.6	35.9	36.6	27.3	
yes	27.0	29.5	30.8	27.8	28.9	
YES!	45.4	29.4	17.3	15.8	28.8	
N of Valid	2366	2420	2072	1318	8176	
N of Miss	296	205	186	124	811	

Table 197: If you wanted to get some cigarettes, how easy would it be for you to get some?

Response	6	8	10	12	Total	
Very hard	76.3	55.2	26.3	11.7	46.9	
Sort of hard	8.8	14.1	14.6	9.5	12.0	
Sort of easy	6.6	15.2	25.6	18.1	15.9	
Very easy	8.3	15.5	33.4	60.7	25.3	
N of Valid	2337	2412	2079	1311	8139	
N of Miss	324	215	182	133	854	

Table 198: If you wanted to get some beer, wine or hard liquor (for example, vodka, whiskey, or gin), how easy would it be for you to get some?

Response	6	8	10	12	Total	
Very hard	73.1	46.9	20.6	12.1	42.1	
Sort of hard	10.7	17.4	15.9	12.5	14.3	
Sort of easy	8.1	17.5	28.0	30.6	19.6	
Very easy	8.0	18.2	35.5	44.8	24.0	
N of Valid	2326	2403	2074	1307	8110	
N of Miss	337	223	186	136	882	

Table 199: If you wanted to get a drug like cocaine, LSD, or amphetamines, how easy would it be for you to get some?





Response	6	8	10	12	Total	
Very hard	93.9	84.5	62.4	50.4	76.1	
Sort of hard	3.2	8.6	20.1	24.1	12.5	
Sort of easy	1.6	3.7	10.1	13.5	6.3	
Very easy	1.2	3.2	7.3	11.9	5.1	
N of Valid	2325	2405	2074	1307	8111	
N of Miss	340	223	187	137	887	

Table 200: If you wanted to get a handgun, how easy would it be for you to get one?





Response	6	8	10	12	Total	
Very hard	75.3	63.7	51.4	41.9	60.4	
Sort of hard	10.7	13.2	17.7	22.2	15.1	
Sort of easy	6.1	11.1	14.1	15.4	11.1	
Very easy	7.9	12.0	16.9	20.4	13.4	
N of Valid	2324	2403	2072	1308	8107	
N of Miss	340	224	188	136	888	

Table 201: If you wanted to get some marijuana, how easy would it be for you to get some?





Response	6	8	10	12	Total	
Very hard	91.8	74.0	38.5	26.1	62.3	
Sort of hard	3.2	8.7	12.4	11.7	8.5	
Sort of easy	2.3	7.4	18.1	19.6	10.7	
Very easy	2.7	9.9	31.0	42.6	18.5	
N of Valid	2318	2404	2072	1307	8101	
N of Miss	349	225	187	136	897	

Table 202: During the past 12 months, have you participated in any alcohol prevention programs or seen any alcohol prevention messages in your school or community? Yes, a school-based program focused on preventing underage drinking and/or drinking and driving.



Response	6	8	10	12	Total	
No	61.1	66.8	72.5	76.6	68.1	
Yes	38.9	33.2	27.5	23.4	31.9	
N of Valid	2667	2629	2261	1444	9001	
N of Miss	0	0	0	0	0	

Table 203: During the past 12 months, have you participated in any alcohol prevention programs or seen any alcohol prevention messages in your school or community? Yes, a community-based program focused on preventing underage drinking and/or drinking and driving (for example, through your church or temple or through youth groups like Boys and Girls Club or 4-H).



Response	6	8	10	12	Total	
No	87.2	89.3	93.5	92.3	90.2	
Yes	12.8	10.7	6.5	7.7	9.8	
N of Valid	2667	2629	2261	1444	9001	
N of Miss	0	0	0	0	0	

Table 204: During the past 12 months, have you participated in any alcohol prevention programs or seen any alcohol prevention messages in your school or community? Yes, a media campaign addressing underage drinking and/or drinking and driving (for example, newspaper ads, posters, pamphlets, radio, TV).



Response	6	8	10	12	Total	
No	85.7	87.1	89.0	87.7	87.3	
Yes	14.3	12.9	11.0	12.3	12.7	
N of Valid	2667	2629	2261	1444	9001	
N of Miss	0	0	0	0	0	

Table 205: During the past 12 months, have you participated in any alcohol prevention programs or seen any alcohol prevention messages in your school or community? No



Response	6	8	10	12	Total	
No	55.8	49.8	42.7	41.9	48.5	
Yes	44.2	50.2	57.3	58.1	51.5	
N of Valid	2667	2629	2261	1444	9001	
N of Miss	0	0	0	0	0	

Table 206: How wrong do your parents feel it would be for YOU to: drink beer, wine or hard liquor (for example, vodka, whiskey or gin) regularly?





Response	6	8	10	12	Total	
Very wrong	90.1	77.8	65.1	53.7	74.4	
Wrong	6.3	13.6	19.7	22.9	14.5	
A little bit wrong	2.9	7.4	11.6	17.6	8.8	
Not wrong at all	0.8	1.2	3.6	5.9	2.4	
N of Valid	2393	2401	2064	1299	8157	
N of Miss	273	226	196	145	840	

Table 207: How wrong do your parents feel it would be for YOU to: smoke cigarettes?





Response	6	8	10	12	Total	
Very wrong	93.7	86.9	78.6	66.0	83.5	
Wrong	4.1	9.2	13.7	17.7	10.2	
A little bit wrong	1.5	2.7	4.9	9.9	4.1	
Not wrong at all	0.6	1.2	2.8	6.4	2.3	
N of Valid	2396	2402	2060	1298	8156	
N of Miss	270	227	199	145	841	

Table 208: How wrong do your parents feel it would be for YOU to: smoke marijuana?





Response	6	8	10	12	Total	
Very wrong	97.6	92.9	86.1	78.9	90.3	
Wrong	1.6	4.9	7.2	11.5	5.6	
A little bit wrong	0.5	1.4	4.3	5.5	2.5	
Not wrong at all	0.3	0.8	2.4	4.2	1.6	
N of Valid	2374	2393	2062	1297	8126	
N of Miss	292	236	199	147	874	

Table 209: How wrong do your parents feel it would be for YOU to: steal something worth more than \$5?





Response	6	8	10	12	Total	
Very wrong	89.0	84.6	83.0	84.7	85.5	
Wrong	8.6	12.4	12.7	10.6	11.1	
A little bit wrong	1.7	2.1	3.1	3.2	2.4	
Not wrong at all	0.7	0.9	1.2	1.5	1.0	
N of Valid	2385	2397	2053	1298	8133	
N of Miss	281	231	205	146	863	

Table 210: How wrong do your parents feel it would be for YOU to: draw graffiti, write things, or draw pictures on buildings or other property (without the owner's permission)?





Response	6	8	10	12	Total	
Very wrong	91.6	86.2	82.8	80.8	86.0	
Wrong	5.2	8.9	12.0	12.8	9.2	
A little bit wrong	2.1	3.6	3.6	4.2	3.3	
Not wrong at all	1.1	1.3	1.7	2.2	1.5	
N of Valid	2379	2400	2059	1296	8134	
N of Miss	286	229	200	148	863	

Table 211: How wrong do your parents feel it would be for YOU to: pick a fight with someone?





Response	6	8	10	12	Total	
Very wrong	74.9	61.3	53.6	56.0	62.5	
Wrong	16.0	22.8	26.5	25.9	22.2	
A little bit wrong	6.6	12.6	16.4	14.4	12.1	
Not wrong at all	2.6	3.3	3.5	3.7	3.2	
N of Valid	2388	2395	2058	1297	8138	
N of Miss	279	231	201	146	857	

Table 212: During the past 12 months, have you talked with at least one of your parents about the dangers of underage drinking and/or drinking and driving? By parents, we mean either your biological parents, adoptive parents, stepparents, or adult guardians - whether or not they live with you.



Response	6	8	10	12	Total	
No	51.5	58.9	58.1	55.0	56.0	
Yes	48.5	41.1	41.9	45.0	44.0	
N of Valid	2214	2340	2021	1279	7854	
N of Miss	450	287	239	165	1141	

Table 213: Have any of your brothers or sisters ever: drunk beer, wine or hard liquor (for example, vodka, whiskey or gin)?




Response	6	8	10	12	Total	
No	76.4	60.7	43.2	37.5	57.1	
Yes	19.6	34.8	52.3	57.3	38.4	
I don't have any brothers or sisters	4.0	4.5	4.5	5.2	4.5	
N of Valid	2352	2379	2040	1288	8059	
N of Miss	314	246	220	156	936	

Table 214: Have any of your brothers or sisters ever: smoked marijuana?




Response	6	8	10	12	Total	
No	91.9	83.0	67.2	62.7	78.3	
Yes	4.1	12.5	28.2	31.9	17.2	
I don't have any brothers or sisters	3.9	4.5	4.6	5.4	4.5	
N of Valid	2340	2376	2041	1286	8043	
N of Miss	327	252	220	157	956	

Table 215: Have any of your brothers or sisters ever: smoked cigarettes?




Response	6	8	10	12	Total	
No	80.8	71.6	58.6	55.0	68.3	
Yes	15.2	23.9	36.6	39.6	27.1	
I don't have any brothers or sisters	4.0	4.5	4.8	5.4	4.6	
N of Valid	2349	2373	2031	1289	8042	
N of Miss	318	254	228	155	955	

Table 216: Have any of your brothers or sisters ever: taken a handgun to school?




Response	6	8	10	12	Total	
No	95.2	94.4	94.2	94.3	94.6	
Yes	0.9	1.1	1.2	0.7	1.0	
I don't have any brothers or sisters	3.9	4.6	4.6	5.0	4.5	
N of Valid	2337	2375	2033	1288	8033	
N of Miss	329	254	227	156	966	

Table 217: Have any of your brothers or sisters ever: been suspended or expelled from school?




Response	6	8	10	12	Total	
No	80.2	73.1	70.7	71.7	74.3	
Yes	15.9	22.4	24.6	23.1	21.2	
I don't have any brothers or sisters	3.9	4.5	4.7	5.2	4.5	
N of Valid	2341	2369	2040	1288	8038	
N of Miss	325	259	220	156	960	

Table 218: The rules in my family are clear.





Response	6	8	10	12	Total	
NO!	3.2	2.7	2.1	2.4	2.7	
no	5.6	7.6	10.1	8.4	7.8	
yes	28.1	37.0	44.7	45.8	37.8	
YES!	63.1	52.7	43.0	43.4	51.8	
N of Valid	2344	2377	2040	1288	8049	
N of Miss	321	251	218	156	946	

Table 219: People in my family often insult or yell at each other.

Response	6	8	10	12	Total	
NO!	39.6	24.8	19.3	21.8	27.2	
no	32.5	42.4	42.3	43.6	39.7	
yes	18.7	22.9	27.5	25.2	23.2	
YES!	9.2	9.9	11.0	9.4	9.9	
N of Valid	2338	2373	2025	1288	8024	
N of Miss	323	253	230	156	962	

Table 220: When I am not at home, one of my parents knows where I am and who I am with.

Response	6	8	10	12	Total	
NO!	3.6	2.9	2.3	3.2	3.0	
no	3.3	5.5	9.1	11.0	6.6	
yes	23.7	36.2	46.2	47.5	36.9	
YES!	69.5	55.3	42.4	38.3	53.5	
N of Valid	2328	2365	2019	1281	7993	
N of Miss	332	263	239	163	997	

Table 221: We argue about the same things in my family over and over.

Response	6	8	10	12	Total	
NO!	37.9	22.8	14.0	15.6	23.8	
no	32.5	39.4	36.4	37.5	36.3	
yes	19.3	26.4	35.7	34.3	28.0	
YES!	10.3	11.4	13.8	12.7	11.9	
N of Valid	2302	2356	2023	1278	7959	
N of Miss	360	271	235	165	1031	

Table 222: If you drank some beer or wine or liquor (for example, vodka, whiskey, or gin) without your parents' permission, would you be caught by your parents?

Response	6	8	10	12	Total	
NO!	8.5	8.7	11.1	14.8	10.2	
no	5.4	17.5	36.5	40.7	22.6	
yes	12.7	22.3	27.0	24.9	21.1	
YES!	73.4	51.5	25.4	19.7	46.1	
N of Valid	2298	2346	2015	1279	7938	
N of Miss	363	277	240	163	1043	

Table 223: My family has clear rules about alcohol and drug use.

Response	6	8	10	12	Total	
NO!	4.8	4.2	3.5	4.2	4.2	
no	5.7	8.3	12.2	13.7	9.4	
yes	14.4	26.0	36.6	35.2	26.8	
YES!	75.1	61.5	47.6	46.9	59.6	
N of Valid	2305	2345	2017	1277	7944	
N of Miss	356	278	243	165	1042	

Table 224: If you carried a handgun without your parents' permission, would you be caught by your parents?

Response	6	8	10	12	Total	
NO!	5.8	5.9	6.6	9.2	6.5	
no	2.6	7.5	16.5	19.2	10.2	
yes	11.8	20.9	29.3	28.6	21.6	
YES!	79.8	65.7	47.7	43.1	61.6	
N of Valid	2292	2341	2004	1274	7911	
N of Miss	367	287	250	170	1074	

Table 225: If you skipped school would you be caught by your parents?

Response	6	8	10	12	Total	
NO!	5.4	5.9	6.8	10.4	6.7	
no	5.1	9.7	19.8	25.1	13.4	
yes	14.3	23.7	32.5	32.0	24.5	
YES!	75.2	60.7	40.9	32.6	55.4	
N of Valid	2310	2349	2005	1273	7937	
N of Miss	354	280	253	170	1057	

Table 226: Do you feel very close to your mother?

Response	6	8	10	12	Total	
NO!	5.7	7.2	9.1	10.5	7.8	
no	6.1	10.6	14.3	13.3	10.7	
yes	16.4	27.9	33.0	34.4	26.9	
YES!	71.8	54.3	43.6	41.9	54.7	
N of Valid	2303	2331	1993	1271	7898	
N of Miss	360	294	264	171	1089	

Table 227: Do you share your thoughts and feelings with your mother?

Response	6	8	10	12	Total	
NO!	12.6	12.0	12.9	14.1	12.7	
no	16.1	24.8	26.0	24.6	22.6	
yes	25.1	28.5	31.7	32.9	29.0	
YES!	46.2	34.7	29.3	28.4	35.7	
N of Valid	2286	2333	1994	1271	7884	
N of Miss	374	290	263	172	1099	

Table 228: My parents ask me what I think before most family decisions affecting me are made.

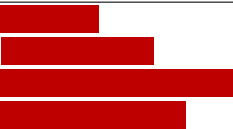
Response	6	8	10	12	Total	
NO!	14.5	12.6	13.8	13.4	13.6	
no	16.8	22.1	27.3	26.6	22.6	
yes	31.7	36.1	38.0	38.9	35.8	
YES!	37.0	29.1	20.9	21.2	28.0	
N of Valid	2242	2324	1992	1271	7829	
N of Miss	421	305	266	172	1164	

Table 229: Do you share your thoughts and feelings with your father?


Response	6	8	10	12	Total	
NO!	21.0	21.4	23.8	22.7	22.1	
no	21.3	27.4	30.7	29.0	26.7	
yes	26.2	26.9	27.3	28.6	27.1	
YES!	31.4	24.3	18.2	19.7	24.1	
N of Valid	2271	2328	1986	1267	7852	
N of Miss	388	295	271	177	1131	

Table 230: Do you enjoy spending time with your mother?


Response	6	8	10	12	Total	
NO!	4.0	5.6	6.9	8.0	5.9	
no	3.8	8.1	11.0	10.4	7.9	
yes	24.1	37.1	43.8	45.5	36.4	
YES!	68.1	49.2	38.3	36.1	49.8	
N of Valid	2278	2326	1989	1269	7862	
N of Miss	382	299	268	174	1123	

Table 231: Do you enjoy spending time with your father?

Response	6	8	10	12	Total	
NO!	9.2	10.8	14.2	12.9	11.5	
no	5.9	8.0	12.9	12.2	9.3	
yes	21.8	34.4	39.5	41.9	33.3	
YES!	63.1	46.8	33.4	33.0	45.9	
N of Valid	2260	2324	1980	1259	7823	
N of Miss	403	304	278	184	1169	

Table 232: If I had a personal problem, I could ask my mom or dad for help.

Response	6	8	10	12	Total	
NO!	7.2	8.0	9.1	8.7	8.2	
no	5.5	10.6	15.1	13.2	10.7	
yes	22.3	32.2	39.3	38.8	32.2	
YES!	65.0	49.1	36.5	39.3	49.0	
N of Valid	2286	2328	1991	1270	7875	
N of Miss	379	297	267	173	1116	

Table 233: Do you feel very close to your father?

Response	6	8	10	12	Total	
NO!	11.2	13.2	17.7	16.7	14.3	
no	8.9	15.3	20.1	20.8	15.5	
yes	21.5	28.3	31.4	31.6	27.6	
YES!	58.4	43.3	30.8	30.9	42.5	
N of Valid	2271	2314	1982	1263	7830	
N of Miss	393	313	278	181	1165	

Table 234: My parents give me lots of chances to do fun things with them.

Response	6	8	10	12	Total	
NO!	6.4	7.1	9.8	10.3	8.1	
no	10.7	16.6	22.7	25.4	17.9	
yes	26.2	33.9	37.7	36.7	33.1	
YES!	56.7	42.4	29.9	27.5	41.0	
N of Valid	2292	2331	1989	1271	7883	
N of Miss	372	297	270	172	1111	

Table 235: My parents ask if I've gotten my homework done.

Response	6	8	10	12	Total	
NO!	2.8	3.3	5.1	10.3	4.7	
no	2.7	7.1	13.4	19.6	9.4	
yes	22.0	34.1	43.5	42.6	34.3	
YES!	72.5	55.4	38.0	27.5	51.6	
N of Valid	2326	2323	2002	1267	7918	
N of Miss	341	306	256	177	1080	

Table 236: People in my family have serious arguments.

Response	6	8	10	12	Total	
NO!	39.0	27.1	18.9	21.5	27.6	
no	35.8	44.6	46.6	46.4	42.8	
yes	15.7	18.7	23.5	22.4	19.6	
YES!	9.5	9.6	11.0	9.7	9.9	
N of Valid	2278	2316	1996	1263	7853	
N of Miss	384	311	264	180	1139	

Table 237: Would your parents know if you did not come home on time?


Response	6	8	10	12	Total	
NO!	3.2	3.4	4.1	5.2	3.8	
no	6.1	11.0	11.9	13.8	10.2	
yes	25.0	33.6	42.9	44.6	35.2	
YES!	65.6	52.0	41.1	36.4	50.7	
N of Valid	2282	2307	1994	1261	7844	
N of Miss	384	321	267	183	1155	

Table 238: It is important to be honest with your parents, even if they become upset or you get punished.


Response	6	8	10	12	Total	
NO!	2.7	3.9	4.8	4.6	3.9	
no	3.2	7.1	12.9	10.6	8.0	
yes	22.2	35.8	42.1	47.7	35.3	
YES!	71.9	53.2	40.2	37.1	52.8	
N of Valid	2283	2303	1987	1260	7833	
N of Miss	381	326	271	181	1159	

Table 239: My parents notice when I am doing a good job and let me know about it.


Response	6	8	10	12	Total	
Never or Almost Never	6.7	9.2	10.9	10.6	9.1	
Sometimes	19.7	25.4	32.8	33.0	26.8	
Often	27.7	31.3	29.4	29.8	29.5	
All the time	45.9	34.1	26.9	26.6	34.5	
N of Valid	2295	2296	1990	1262	7843	
N of Miss	371	329	270	182	1152	

Table 240: How often do your parents tell you they're proud of you for something you've done?





Response	6	8	10	12	Total	
Never or Almost Never	5.7	9.9	12.7	12.0	9.7	
Sometimes	17.9	23.1	29.5	31.2	24.5	
Often	30.2	30.4	31.8	30.0	30.6	
All the time	46.2	36.6	26.1	26.8	35.1	
N of Valid	2281	2287	1982	1258	7808	
N of Miss	384	342	279	185	1190	

Table 241: How many brothers and sisters, including stepbrothers and stepsisters, do you have that are younger than you?








Response	6	8	10	12	Total	
0	32.9	33.3	32.7	32.4	32.9	
1	30.1	29.5	29.5	28.5	29.5	
2	18.7	17.4	17.6	18.1	17.9	
3	7.5	9.8	8.7	10.1	8.9	
4	5.0	4.4	4.8	5.4	4.8	
5	2.4	2.8	3.1	2.2	2.7	
6 or more	3.4	2.9	3.6	3.3	3.3	
N of Valid	2260	2273	1971	1253	7757	
N of Miss	399	353	287	189	1228	

Table 242: How many brothers and sisters, including stepbrothers and stepsisters, do you have that are older than you?








Response	6	8	10	12	Total	
0	32.3	30.6	33.5	34.8	32.5	
1	27.3	27.0	28.0	27.2	27.4	
2	18.2	18.1	17.2	18.0	17.9	
3	9.7	10.8	9.5	10.1	10.1	
4	5.2	5.8	5.4	4.6	5.3	
5	2.7	3.6	2.6	2.1	2.8	
6 or more	4.6	4.1	3.8	3.1	4.0	
N of Valid	2284	2278	1970	1260	7792	
N of Miss	380	350	290	184	1204	

Table 243: Have you changed homes in the past year (the last 12 months)?



Response	6	8	10	12	Total	
No	72.7	73.5	75.6	78.3	74.6	
Yes	27.3	26.5	24.4	21.7	25.4	
N of Valid	2281	2270	1967	1256	7774	
N of Miss	385	359	294	187	1225	

Table 244: How many times have you changed homes since kindergarten?






Response	6	8	10	12	Total	
Never	34.3	29.0	26.3	25.3	29.3	
1 or 2 times	32.1	32.5	31.5	32.4	32.1	
3 or 4 times	18.7	18.9	19.0	20.3	19.1	
5 or 6 times	7.6	9.9	10.4	10.2	9.4	
7 or more times	7.3	9.7	12.7	11.9	10.1	
N of Valid	2263	2255	1954	1255	7727	
N of Miss	404	371	304	188	1267	

Table 245: Have you changed schools (including changing from elementary to middle and middle to high school) in the past year?



Response	6	8	10	12	Total	
No	60.3	57.0	58.6	82.3	62.5	
Yes	39.7	43.0	41.4	17.7	37.5	
N of Valid	2231	2247	1948	1248	7674	
N of Miss	432	381	312	196	1321	

Table 246: How many times have you changed schools since kindergarten (including changing from elementary to middle and middle to high school)?

Response	6	8	10	12	Total	
Never	26.0	19.2	17.7	23.4	21.5	
1 or 2 times	44.3	30.2	18.7	18.6	29.5	
3 or 4 times	18.6	33.3	37.4	32.6	30.0	
5 or 6 times	6.9	9.5	15.0	15.1	11.0	
7 or more times	4.2	7.8	11.1	10.3	8.0	
N of Valid	2241	2262	1948	1247	7698	
N of Miss	421	365	312	195	1293	

Table 247: Has anyone in your family ever had severe alcohol or drug problems?

Response	6	8	10	12	Total	
No	73.6	68.4	56.5	56.6	65.0	
Yes	26.4	31.6	43.5	43.4	35.0	
N of Valid	2227	2256	1941	1246	7670	
N of Miss	437	372	319	197	1325	

Table 248: About how many adults (over 21) have you known personally who in the past year have: used marijuana, crack, cocaine, or other drugs?

Response	6	8	10	12	Total	
0	78.7	71.1	53.4	44.8	64.6	
1	10.5	12.2	14.3	14.2	12.5	
2	4.9	6.8	11.3	13.0	8.4	
3-4	2.6	4.1	8.7	10.7	5.9	
5+	3.4	5.8	12.4	17.3	8.6	
N of Valid	2228	2242	1928	1240	7638	
N of Miss	438	385	331	203	1357	

Table 249: About how many adults (over 21) have you known personally who in the past year have: sold or dealt drugs?






Response	6	8	10	12	Total	
0	90.8	82.7	68.9	62.0	78.2	
1	4.7	7.9	10.9	13.8	8.7	
2	2.2	3.9	8.3	9.8	5.5	
3-4	0.9	2.4	5.1	6.5	3.3	
5+	1.4	3.1	6.9	7.8	4.3	
N of Valid	2221	2235	1923	1239	7618	
N of Miss	444	392	335	205	1376	

Table 250: About how many adults (over 21) have you known personally who in the past year have: done other things that could get them in trouble with the police, like stealing, selling stolen goods, mugging or assaulting others, etc.?






Response	6	8	10	12	Total	
0	83.9	76.9	63.8	62.3	73.2	
1	8.8	11.0	13.6	12.3	11.2	
2	3.6	4.8	8.3	8.9	6.0	
3-4	1.7	3.1	5.0	5.7	3.6	
5+	2.0	4.2	9.3	10.7	5.9	
N of Valid	2218	2237	1926	1240	7621	
N of Miss	447	392	334	203	1376	

Table 251: About how many adults (over 21) have you known personally who in the past year have: gotten drunk or high?






Response	6	8	10	12	Total	
0	64.8	48.5	31.3	28.2	45.6	
1	16.6	18.2	15.8	12.4	16.2	
2	7.7	10.2	12.6	11.4	10.3	
3-4	4.1	7.5	10.8	12.9	8.2	
5+	6.8	15.7	29.6	35.1	19.8	
N of Valid	2222	2235	1922	1239	7618	
N of Miss	442	391	337	204	1374	

Table 252: Have you seen or heard information about underage drinking in the past 12 months from the following sources? Radio



Response	6	8	10	12	Total	
No	53.1	48.2	49.0	46.0	49.5	
Yes	46.9	51.8	51.0	54.0	50.5	
N of Valid	2201	2214	1914	1233	7562	
N of Miss	465	415	346	211	1437	

Table 253: Have you seen or heard information about underage drinking in the past 12 months from the following sources? TV.



Response	6	8	10	12	Total	
No	26.0	23.1	21.5	21.5	23.3	
Yes	74.0	76.9	78.5	78.5	76.7	
N of Valid	2201	2209	1912	1233	7555	
N of Miss	463	419	348	210	1440	

Table 254: Have you seen or heard information about underage drinking in the past 12 months from the following sources? Print. This includes information on underage drinking you may have seen in the newspaper, on a billboard, in pamphlets, on stickers, etc.



Response	6	8	10	12	Total	
No	47.6	41.2	37.5	35.2	41.1	
Yes	52.4	58.8	62.5	64.8	58.9	
N of Valid	2183	2209	1909	1232	7533	
N of Miss	483	420	351	212	1466	

Table 255: Have you seen or heard information about underage drinking in the past 12 months from the following sources? Website or social media? (Facebook, Myspace, website, etc.)



Response	6	8	10	12	Total	
No	53.8	43.6	39.0	39.0	44.6	
Yes	46.2	56.4	61.0	61.0	55.4	
N of Valid	2179	2207	1909	1235	7530	
N of Miss	484	421	351	208	1464	

Table 256: The next questions ask about your opinions of the information you saw or heard. If you have seen or heard more than one ad, please think about your favorite ad when answering these questions. The information about underage drinking that I saw or heard was convincing.






Response	6	8	10	12	Total	
NO!	21.5	15.2	14.1	14.6	16.6	
no	7.5	13.0	21.4	21.8	15.0	
yes	17.6	30.7	38.4	39.7	30.4	
YES!	31.6	27.3	16.1	15.2	23.7	
I have not seen or heard any ads about underage drinking in the past 12 months.	21.8	13.8	10.0	8.7	14.3	
N of Valid	2139	2164	1893	1220	7416	
N of Miss	517	462	366	223	1568	

Table 257: The next questions ask about your opinions of the information you saw or heard. If you have seen or heard more than one ad, please think about your favorite ad when answering these questions. The information about underage drinking that I saw or heard grabbed my attention.






Response	6	8	10	12	Total	
NO!	18.2	13.9	12.6	13.6	14.8	
no	10.4	16.5	24.9	24.4	18.2	
yes	18.2	28.4	34.2	36.8	28.3	
YES!	32.9	27.6	17.9	16.6	24.8	
I have not seen or heard any ads about underage drinking in the past 12 months.	20.3	13.6	10.4	8.5	13.9	
N of Valid	2143	2158	1887	1219	7407	
N of Miss	521	467	370	225	1583	

Table 258: The next questions ask about your opinions of the information you saw or heard. If you have seen or heard more than one ad, please think about your favorite ad when answering these questions. The information about underage drinking that I saw or heard said something important to me.






Response	6	8	10	12	Total	
NO!	17.2	14.2	13.4	14.5	14.9	
no	9.1	18.5	27.7	28.1	19.7	
yes	18.0	27.6	31.9	32.9	26.8	
YES!	34.4	26.0	16.7	16.0	24.4	
I have not seen or heard any ads about underage drinking in the past 12 months.	21.3	13.7	10.3	8.4	14.2	
N of Valid	2136	2153	1888	1219	7396	
N of Miss	527	474	371	225	1597	

Table 259: The next questions ask about your opinions of the information you saw or heard. If you have seen or heard more than one ad, please think about your favorite ad when answering these questions. Seeing or hearing this information about underage drinking made me want to stop or decrease my drinking.










Response	6	8	10	12	Total	
NO!	20.1	16.9	17.8	18.5	18.2	
no	4.3	12.2	24.1	30.5	16.3	
yes	7.2	16.1	23.4	24.3	17.0	
YES!	30.8	29.1	19.3	15.0	24.5	
I have not seen or heard any ads about underage drinking in the past 12 months.	37.7	25.8	15.4	11.8	23.9	
N of Valid	1897	2059	1852	1203	7011	
N of Miss	766	564	406	241	1977	

Table 260: How honest were you in filling out this survey?

Response	6	8	10	12	Total	
I was very honest	87.4	83.9	83.3	81.6	84.4	
I was honest pretty much of the time	10.4	13.0	13.8	15.4	12.8	
I was honest some of the time	1.7	2.5	2.0	2.0	2.1	
I was honest once in a while	0.5	0.6	0.8	1.0	0.7	
I was not honest at all	0.0	0.0	0.0	0.0	0.0	
N of Valid	2211	2205	1921	1243	7580	
N of Miss	452	422	338	201	1413	