

2011 APNA

Arkansas Prevention Needs Assessment Student Survey



Region 6 Tables

**Arkansas Department of Human Services
Division of Behavioral Health Services**

Conducted by International Survey Associates dba Pride Surveys

Contents

1	INTRODUCTION	11
2	PERCENTAGE TABLES	16

List of Tables

1	Sex	17
2	Age	17
3	Are you Hispanic or Latino?	17
4	What is your race? Black or African American	18
5	What is your race? Asian	18
6	What is your race? American Indian	18
7	What is your race? Alaska Native	18
8	What is your race? White	19
9	What is your race? Native Hawaiian or Other Pacific Islander	19
10	What is your race? Other	19
11	What is the highest level of schooling completed by your mother or father?	20
12	Think of where you live most of the time. Which of the following people live there with you? Mother	20
13	Think of where you live most of the time. Which of the following people live there with you? Stepmother	20
14	Think of where you live most of the time. Which of the following people live there with you? Foster Mother	21
15	Think of where you live most of the time. Which of the following people live there with you? Grandmother	21
16	Think of where you live most of the time. Which of the following people live there with you? Aunt	21
17	Think of where you live most of the time. Which of the following people live there with you? Father	21
18	Think of where you live most of the time. Which of the following people live there with you? Stepfather	22
19	Think of where you live most of the time. Which of the following people live there with you? Foster Father	22
20	Think of where you live most of the time. Which of the following people live there with you? Grandfather	22
21	Think of where you live most of the time. Which of the following people live there with you? Uncle	22
22	Think of where you live most of the time. Which of the following people live there with you? Other Adults	23
23	Think of where you live most of the time. Which of the following people live there with you? Brother(s)	23
24	Think of where you live most of the time. Which of the following people live there with you? Stepbrother(s)	23
25	Think of where you live most of the time. Which of the following people live there with you? Sister(s)	23
26	Think of where you live most of the time. Which of the following people live there with you? Stepsister(s)	24

27	Think of where you live most of the time. Which of the following people live there with you? Other Children	24
28	In my school, students have lots of chances to help decide things like class activities and rules.	24
29	Teachers ask me to work on special classroom projects.	24
30	My teacher(s) notices when I am doing a good job and lets me know about it.	25
31	There are lots of chances for students in my school to get involved in sports, clubs, and other school activities outside of class.	25
32	There are lots of chances for students in my school to talk with a teacher one-on-one.	25
33	I feel safe at my school.	26
34	The school lets my parents know when I have done something well.	26
35	My teachers praise me when I work hard in school.	26
36	Are your school grades better than the grades of most students in your class?	27
37	I have lots of chances to be part of class discussions or activities.	27
38	Now thinking back over the past year in school, how often did you: enjoy being in school?	27
39	Now thinking back over the past year in school, how often did you: hate being in school?	28
40	Now thinking back over the past year in school, how often did you: try to do your best work in school?	28
41	How often do you feel that the school work you are assigned is meaningful and important?	28
42	Putting them all together, what were your grades like last year?	29
43	How important do you think the things you are learning in school are going to be for your later life?	29
44	How interesting are most of your courses to you?	29
45	During the LAST FOUR WEEKS how many whole days of school have you missed because you skipped or 'cut'?	30
46	What are the chances you would be seen as cool if you: smoked cigarettes?	30
47	What are the chances you would be seen as cool if you: worked hard at school?	30
48	What are the chances you would be seen as cool if you: began drinking alcoholic beverages regularly, that is, at least once or twice a month?	31
49	What are the chances you would be seen as cool if you: defended someone who was being verbally abused at school?	31
50	What are the chances you would be seen as cool if you: smoked marijuana?	31
51	What are the chances you would be seen as cool if you: carried a handgun?	32

52	What are the chances you would be seen as cool if you: regularly volunteered to do community service?	32
53	Think of your four best friends (the friends you feel closest to). In the past year (12 months), how many of your best friends have: participated in clubs, organizations or activities at school?	32
54	Think of your four best friends (the friends you feel closest to). In the past year (12 months), how many of your best friends have: smoked cigarettes?	33
55	Think of your four best friends (the friends you feel closest to). In the past year (12 months), how many of your best friends have: tried beer, wine or hard liquor (for example, vodka, whiskey, or gin) when their parents didn't know about it?	33
56	Think of your four best friends (the friends you feel closest to). In the past year (12 months), how many of your best friends have: made a commitment to stay drug-free?	33
57	Think of your four best friends (the friends you feel closest to). In the past year (12 months), how many of your best friends have: used marijuana?	34
58	Think of your four best friends (the friends you feel closest to). In the past year (12 months), how many of your best friends have: tried to do well in school?	34
59	Think of your four best friends (the friends you feel closest to). In the past year (12 months), how many of your best friends have: used LSD, cocaine, amphetamines, or other illegal drugs?	34
60	Think of your four best friends (the friends you feel closest to). In the past year (12 months), how many of your best friends have: been suspended from school?	35
61	Think of your four best friends (the friends you feel closest to). In the past year (12 months), how many of your best friends have: liked school?	35
62	Think of your four best friends (the friends you feel closest to). In the past year (12 months), how many of your best friends have: carried a handgun?	35
63	Think of your four best friends (the friends you feel closest to). In the past year (12 months), how many of your best friends have: sold illegal drugs?	36
64	Think of your four best friends (the friends you feel closest to). In the past year (12 months), how many of your best friends have: regularly attended religious services?	36
65	Think of your four best friends (the friends you feel closest to). In the past year (12 months), how many of your best friends have: stolen or tried to steal a motor vehicle such as a car or motorcycle?	36
66	Think of your four best friends (the friends you feel closest to). In the past year (12 months), how many of your best friends have: been arrested?	37

67	Think of your four best friends (the friends you feel closest to). In the past year (12 months), how many of your best friends have: dropped out of school?	37
68	Think of your four best friends (the friends you feel closest to). In the past year (12 months), how many of your best friends have: been members of a gang?	37
69	How old were you when you first: smoked marijuana?	38
70	How old were you when you first: smoked a cigarette, even just a puff?	38
71	How old were you when you first: had more than a sip or two of beer, wine or hard liquor (for example, vodka, whiskey, or gin)? . . .	39
72	How old were you when you first: began drinking alcoholic beverages regularly, that is, at least once or twice a month?	39
73	How old were you when you first: used phenoxydine (pox, px, breeze)?	40
74	How old were you when you first: got suspended from school? . . .	40
75	How old were you when you first: got arrested?	41
76	How old were you when you first: carried a handgun?	41
77	How old were you when you first: attacked someone with the idea of seriously hurting them?	42
78	How old were you when you first: belonged to a gang?	42
79	How wrong do you think it is for someone your age to: take a handgun to school?	43
80	How wrong do you think it is for someone your age to: steal anything worth more than \$5?	43
81	How wrong do you think it is for someone your age to: pick a fight with someone?	43
82	How wrong do you think it is for someone your age to: attack someone with the idea of seriously hurting them?	44
83	How wrong do you think it is for someone your age to: stay away from school all day when their parents think they are at school? . .	44
84	How wrong do you think it is for someone your age to: drink beer, wine or hard liquor (for example, vodka, whiskey, or gin) regularly? .	44
85	How wrong do you think it is for someone your age to: smoke cigarettes?	45
86	How wrong do you think it is for someone your age to: smoke marijuana?	45
87	How wrong do you think it is for someone your age to: use LSD, cocaine, amphetamines or another illegal drug?	45
88	At school during the past 12 months, did you receive help from the resource teacher, speech therapist or other special education teacher?	46
89	How many times in the past year (12 months) have you: been suspended from school?	46
90	How many times in the past year (12 months) have you: carried a handgun?	46

91	How many times in the past year (12 months) have you: sold illegal drugs?	47
92	How many times in the past year (12 months) have you: stolen or tried to steal a motor vehicle such as a car or motorcycle?	47
93	How many times in the past year (12 months) have you: participated in clubs, organizations or activities at school?	48
94	How many times in the past year (12 months) have you: been arrested?	48
95	How many times in the past year (12 months) have you: done extra work on your own for school?	49
96	How many times in the past year (12 months) have you: attacked someone with the idea of seriously hurting them?	49
97	How many times in the past year (12 months) have you: been drunk or high at school?	50
98	How many times in the past year (12 months) have you: volunteered to do community service?	50
99	How many times in the past year (12 months) have you: taken a handgun to school?	51
100	Are you currently on probation, or assigned a probation officer with Juvenile Court?	51
101	Have you ever belonged to a gang?	51
102	If you have ever belonged to a gang, did that gang have a name? . .	52
103	How many times have you done the following things? done what feels good no matter what.	52
104	How many times have you done the following things? done something dangerous because someone dared you to do it.	52
105	How many times have you done the following things? done crazy things even if they are a little dangerous.	53
106	You're looking at CD's in a music store with a friend. You look up and see her slip a CD under her coat. She smiles and says 'Which one do you want? Go ahead, take it while nobody's around.' There is nobody in sight, no employees and no other customers. What would you do now?	53
107	You are visiting another part of town, and you don't know any of the people your age there. You are walking down the street, and some teenager you don't know is walking toward you. He is about your size, and as he is about to pass you, he deliberately bumps into you and you almost lose your balance. What would you say or do? .	53
108	You are at a party at someone's house, and one of your friends offers you a drink containing alcohol. What would you say or do?	54
109	It's 8:00 on a weeknight and you are about to go over to a friend's home when your mother asks you where you are going. You say 'Oh, just going to go hang out with some friends.' She says, 'No, you'll just get into trouble if you go out. Stay home tonight.' What would you do now?	54
110	How often do you attend religious services or activities?	54

111	I do the opposite of what people tell me, just to get them mad. . .	55
112	I like to see how much I can get away with.	55
113	I ignore rules that get in my way.	55
114	I think sometimes it's okay to cheat at school.	56
115	It is important to think before you act.	56
116	Sometimes I think that life is not worth it.	56
117	At times I think I am no good at all.	57
118	All in all, I am inclined to think that I am a failure.	57
119	In the past year, have you felt depressed or sad MOST days, even if you felt okay sometimes?	57
120	It is all right to beat up people if they start the fight.	58
121	I think it is okay to take something without asking if you can get away with it.	58
122	Sometimes we don't know what we will do as adults, but we may have an idea. Please answer how true these statements may be for you. WHEN I AM AN ADULT I WILL: smoke cigarettes.	58
123	Sometimes we don't know what we will do as adults, but we may have an idea. Please answer how true these statements may be for you. WHEN I AM AN ADULT I WILL: drink beer, wine, or liquor.	59
124	Sometimes we don't know what we will do as adults, but we may have an idea. Please answer how true these statements may be for you. WHEN I AM AN ADULT I WILL: smoke marijuana.	59
125	Sometimes we don't know what we will do as adults, but we may have an idea. Please answer how true these statements may be for you. WHEN I AM AN ADULT I WILL: use LSD, cocaine, amphetamines or another illegal drug.	59
126	How much do you think people risk harming themselves (physically or in other ways) if they: smoked one or more packs of cigarettes per day?	60
127	How much do you think people risk harming themselves (physically or in other ways) if they: try marijuana once or twice?	60
128	How much do you think people risk harming themselves (physically or in other ways) if they: smoke marijuana regularly?	60
129	How much do you think people risk harming themselves (physically or in other ways) if they: take one or two drinks of an alcoholic beverage (beer, wine, liquor) nearly every day?	61
130	How much do you think people risk harming themselves (physically or in other ways) if they: have five or more drinks once or twice each weekend?	61
131	Have you ever used smokeless tobacco (chew, snuff, plug, dipping tobacco, or chewing tobacco)?	61
132	How often have you taken smokeless tobacco during the past 30 days?	62
133	Have you ever smoked cigarettes?	62
134	How frequently have you smoked cigarettes during the past 30 days?	62

135	Which statement best describes rules about smoking inside your home?	63
136	Which statement best describes rules about smoking in your family cars?	63
137	During this school year, were you taught in any of your classes about the dangers of tobacco use?	64
138	During the past 12 months, have you participated in any community activities to discourage people your age from using cigarettes, chewing tobacco, snuff, dip or cigars?	64
139	On how many occasions have you had alcoholic beverages (beer, wine or hard liquor) to drink in your lifetime - more than just a few sips?	64
140	On how many occasions have you had beer, wine or hard liquor to drink during the past 30 days?	65
141	On how many occasions have you used marijuana (grass, pot) or hashish (hash, hash oil) in your lifetime?	65
142	On how many occasions have you used marijuana (grass, pot) or hashish (hash, hash oil) during the past 30 days?	65
143	On how many occasions have you used LSD or other psychedelics in your lifetime?	66
144	On how many occasions have you used LSD or other psychedelics during the past 30 days?	66
145	On how many occasions have you used cocaine or crack in your lifetime?	66
146	On how many occasions have you used cocaine or crack during the past 30 days?	67
147	On how many occasions have you sniffed glue, breathed the contents of an aerosol spray can, or inhaled other gases or sprays, in order to get high in your lifetime?	67
148	On how many occasions have you sniffed glue, breathed the contents of an aerosol spray can, or inhaled other gases or sprays, in order to get high during the past 30 days?	68
149	On how many occasions have you used phenoxydine (pox, px, breeze) in your lifetime?	68
150	On how many occasions have you used phenoxydine (pox, px, breeze) during the past 30 days?	69
151	On how many occasions have you used sedatives (tranquilizers, such as Valium or Xanax, barbiturates, or sleeping pills) without a doctor telling you to take them, in your lifetime?	69
152	On how many occasions have you used sedatives (tranquilizers, such as Valium or Xanax, barbiturates, or sleeping pills) without a doctor telling you to take them, during the past 30 days?	70
153	On how many occasions have you used methamphetamines (meth, speed, crank, crystal meth) in your lifetime?	70

154	On how many occasions have you used methamphetamines (meth, speed, crank, crystal meth) in the past 30 days?	71
155	On how many occasions have you used stimulants, other than Methamphetamines (such as amphetamines, Ritalin or Dexedrine) without a doctor telling you to take them, in your lifetime?	71
156	On how many occasions have you used stimulants, other than Methamphetamines (such as amphetamines, Ritalin or Dexedrine) without a doctor telling you to take them, during the past 30 days?	72
157	On how many occasions have you used heroin or other opiates in your lifetime?	72
158	On how many occasions have you used heroin or other opiates during the past 30 days?	73
159	On how many occasions have you used MDMA ('X', 'E', or ecstasy) in your lifetime?	73
160	On how many occasions have you used MDMA ('X', 'E', or ecstasy) during the past 30 days?	73
161	On how many occasions have you taken prescription drugs (such as Valium, Xanax, Ritalin, Adderall, OxyContin, Darvocet, or sleeping pills) on your own-that is, without a doctor telling you to take them in your lifetime?	74
162	On how many occasions have you taken prescription drugs (such as Valium, Xanax, Ritalin, Adderall, OxyContin, Darvocet, or sleeping pills) on your own-that is, without a doctor telling you to take them during the past 30 days?	74
163	On how many occasions have you taken non-prescription medicines such as diet pills (for example, Dietac, Dexatrim or Prolamine), stay-awake pills (for example No-Doz, Vivarin, or Wake), or cough or cold medicines (robos, DXM, etc.) to get high in your lifetime?	75
164	On how many occasions have you taken non-prescription medicines such as diet pills (for example, Dietac, Dexatrim or Prolamine), stay-awake pills (for example No-Doz, Vivarin, or Wake), or cough or cold medicines (robos, DXM, etc.) to get high during the past 30 days?	75
165	On how many occasions have you been drunk or very high from drinking alcoholic beverages during the past 30 days?	76
166	On how many occasions have you drunk flavored alcoholic beverages, sometimes called 'alcopops' (like Mike's Hard Lemonade, Smirnoff Ice, Bacardi Breezers, etc.) in your lifetime?	76
167	On how many occasions have you drunk flavored alcoholic beverages, sometimes called 'alcopops' (like Mike's Hard Lemonade, Smirnoff Ice, Bacardi Breezers, etc.) during the past 30 days?	77
168	Think back over the last two weeks. How many times have you had five or more alcoholic drinks in a row?	77
169	During the past 30 days, how many times did you ride in a car or other vehicle driven by someone who had been drinking alcohol?	77

170	During the past 30 days, how many times did you drive a car or other vehicle when you had been drinking alcohol?	78
171	If you drank alcohol (not just a sip or taste) in the past year, how did you usually get it?	78
172	If you drank alcohol (not just a sip or taste) in the past year, where did you usually drink it?	79
173	During the last month, about how many marijuana cigarettes, or the equivalent, did you smoke a day, on the average?	79
174	How wrong would most adults (over 21) in your neighborhood think it is for kids your age: to use marijuana?	80
175	How wrong would most adults (over 21) in your neighborhood think it is for kids your age: to drink alcohol?	80
176	How wrong would most adults (over 21) in your neighborhood think it is for kids your age: to smoke cigarettes?	80
177	How much do each of the following statements describe your neighborhood? crime and/or drug selling	81
178	How much do each of the following statements describe your neighborhood? fights	81
179	How much do each of the following statements describe your neighborhood? lots of empty or abandoned buildings	81
180	How much do each of the following statements describe your neighborhood? lots of graffiti	82
181	If I had to move, I would miss the neighborhood I now live in.	82
182	My neighbors notice when I am doing a good job and let me know about it.	82
183	I like my neighborhood.	83
184	There are lots of adults in my neighborhood I could talk to about something important.	83
185	I'd like to get out of my neighborhood.	83
186	There are people in my neighborhood who are proud of me when I do something well.	84
187	There are people in my neighborhood who encourage me to do my best.	84
188	I feel safe in my neighborhood.	84
189	Which of the following activities for people your age are available in your community? sports teams?	85
190	Which of the following activities for people your age are available in your community? scouting?	85
191	Which of the following activities for people your age are available in your community? boys and girls clubs?	85
192	Which of the following activities for people your age are available in your community? 4-H clubs?	85
193	Which of the following activities for people your age are available in your community? service clubs?	86

194	If a kid smoked marijuana in your neighborhood would he or she be caught by the police?	86
195	If a kid drank some beer, wine or hard liquor (for example, vodka, whiskey, or gin) in your neighborhood would he or she be caught by the police?	86
196	If a kid carried a handgun in your neighborhood would he or she be caught by the police?	87
197	If you wanted to get some cigarettes, how easy would it be for you to get some?	87
198	If you wanted to get some beer, wine or hard liquor (for example, vodka, whiskey, or gin), how easy would it be for you to get some?	87
199	If you wanted to get a drug like cocaine, LSD, or amphetamines, how easy would it be for you to get some?	88
200	If you wanted to get a handgun, how easy would it be for you to get one?	88
201	If you wanted to get some marijuana, how easy would it be for you to get some?	88
202	During the past 12 months, have you participated in any alcohol prevention programs or seen any alcohol prevention messages in your school or community? Yes, a school-based program focused on preventing underage drinking and/or drinking and driving.	89
203	During the past 12 months, have you participated in any alcohol prevention programs or seen any alcohol prevention messages in your school or community? Yes, a community-based program focused on preventing underage drinking and/or drinking and driving (for example, through your church or temple or through youth groups like Boys and Girls Club or 4-H).	89
204	During the past 12 months, have you participated in any alcohol prevention programs or seen any alcohol prevention messages in your school or community? Yes, a media campaign addressing underage drinking and/or drinking and driving (for example, newspaper ads, posters, pamphlets, radio, TV).	89
205	During the past 12 months, have you participated in any alcohol prevention programs or seen any alcohol prevention messages in your school or community? No	89
206	How wrong do your parents feel it would be for YOU to: drink beer, wine or hard liquor (for example, vodka, whiskey or gin) regularly?	90
207	How wrong do your parents feel it would be for YOU to: smoke cigarettes?	90
208	How wrong do your parents feel it would be for YOU to: smoke marijuana?	90
209	How wrong do your parents feel it would be for YOU to: steal something worth more than \$5?	91

210	How wrong do your parents feel it would be for YOU to: draw graffiti, write things, or draw pictures on buildings or other property (without the owner's permission)?	91
211	How wrong do your parents feel it would be for YOU to: pick a fight with someone?	91
212	During the past 12 months, have you talked with at least one of your parents about the dangers of underage drinking and/or drinking and driving? By parents, we mean either your biological parents, adoptive parents, stepparents, or adult guardians - whether or not they live with you.	92
213	Have any of your brothers or sisters ever: drunk beer, wine or hard liquor (for example, vodka, whiskey or gin)?	92
214	Have any of your brothers or sisters ever: smoked marijuana?	92
215	Have any of your brothers or sisters ever: smoked cigarettes?	92
216	Have any of your brothers or sisters ever: taken a handgun to school?	93
217	Have any of your brothers or sisters ever: been suspended or expelled from school?	93
218	The rules in my family are clear.	93
219	People in my family often insult or yell at each other.	94
220	When I am not at home, one of my parents knows where I am and who I am with.	94
221	We argue about the same things in my family over and over.	94
222	If you drank some beer or wine or liquor (for example, vodka, whiskey, or gin) without your parents' permission, would you be caught by your parents?	95
223	My family has clear rules about alcohol and drug use.	95
224	If you carried a handgun without your parents' permission, would you be caught by your parents?	95
225	If you skipped school would you be caught by your parents?	96
226	Do you feel very close to your mother?	96
227	Do you share your thoughts and feelings with your mother?	96
228	My parents ask me what I think before most family decisions affecting me are made.	97
229	Do you share your thoughts and feelings with your father?	97
230	Do you enjoy spending time with your mother?	97
231	Do you enjoy spending time with your father?	98
232	If I had a personal problem, I could ask my mom or dad for help.	98
233	Do you feel very close to your father?	98
234	My parents give me lots of chances to do fun things with them.	99
235	My parents ask if I've gotten my homework done.	99
236	People in my family have serious arguments.	99
237	Would your parents know if you did not come home on time?	100
238	It is important to be honest with your parents, even if they become upset or you get punished.	100

239	My parents notice when I am doing a good job and let me know about it.	100
240	How often do your parents tell you they're proud of you for something you've done?	101
241	How many brothers and sisters, including stepbrothers and sisters, do you have that are younger than you?	101
242	How many brothers and sisters, including stepbrothers and sisters, do you have that are older than you?	101
243	Have you changed homes in the past year (the last 12 months)?	102
244	How many times have you changed homes since kindergarten?	102
245	Have you changed schools (including changing from elementary to middle and middle to high school) in the past year?	102
246	How many times have you changed schools since kindergarten (including changing from elementary to middle and middle to high school)?	103
247	Has anyone in your family ever had severe alcohol or drug problems?	103
248	About how many adults (over 21) have you known personally who in the past year have: used marijuana, crack, cocaine, or other drugs?	103
249	About how many adults (over 21) have you known personally who in the past year have: sold or dealt drugs?	104
250	About how many adults (over 21) have you known personally who in the past year have: done other things that could get them in trouble with the police, like stealing, selling stolen goods, mugging or assaulting others, etc.?	104
251	About how many adults (over 21) have you known personally who in the past year have: gotten drunk or high?	104
252	Have you seen or heard information about underage drinking in the past 12 months from the following sources? Radio	105
253	Have you seen or heard information about underage drinking in the past 12 months from the following sources? TV.	105
254	Have you seen or heard information about underage drinking in the past 12 months from the following sources? Print. This includes information on underage drinking you may have seen in the newspaper, on a billboard, in pamphlets, on stickers, etc.	105
255	Have you seen or heard information about underage drinking in the past 12 months from the following sources? Website or social media? (Facebook, Myspace, website, etc.)	105
256	The next questions ask about your opinions of the information you saw or heard. If you have seen or heard more than one ad, please think about your favorite ad when answering these questions. The information about underage drinking that I saw or heard was convincing.	106

257	The next questions ask about your opinions of the information you saw or heard. If you have seen or heard more than one ad, please think about your favorite ad when answering these questions. The information about underage drinking that I saw or heard grabbed my attention.	106
258	The next questions ask about your opinions of the information you saw or heard. If you have seen or heard more than one ad, please think about your favorite ad when answering these questions. The information about underage drinking that I saw or heard said something important to me.	106
259	The next questions ask about your opinions of the information you saw or heard. If you have seen or heard more than one ad, please think about your favorite ad when answering these questions. Seeing or hearing this information about underage drinking made me want to stop or decrease my drinking.	107
260	How honest were you in filling out this survey?	107

List of Figures

1	Grade Chart	12
2	Gender Chart	13
3	Age Chart	14
4	Ethnic Origin Chart	15

1 INTRODUCTION

This report was generated from data collected on the *2011 Arkansas Prevention Needs Assessment Student Survey*. This report contains basic frequency tables of all data collected and graphs on the selected demographic variables of grade, gender, age and ethnic origin. The graph on ethnic origin is represented as a bar chart rather than as a pie chart. This is because students were allowed to mark more than one response for ethnic origin as opposed to being allowed to mark only one response. The bars represent the percent of students who marked each of the ethnic categories.

Questions regarding the information found in this report can be directed to:

Pride Surveys

160 Vanderbilt Court
Bowling Green, KY 42103
1-800-279-6361
www.pridesurveys.com

Grade Chart

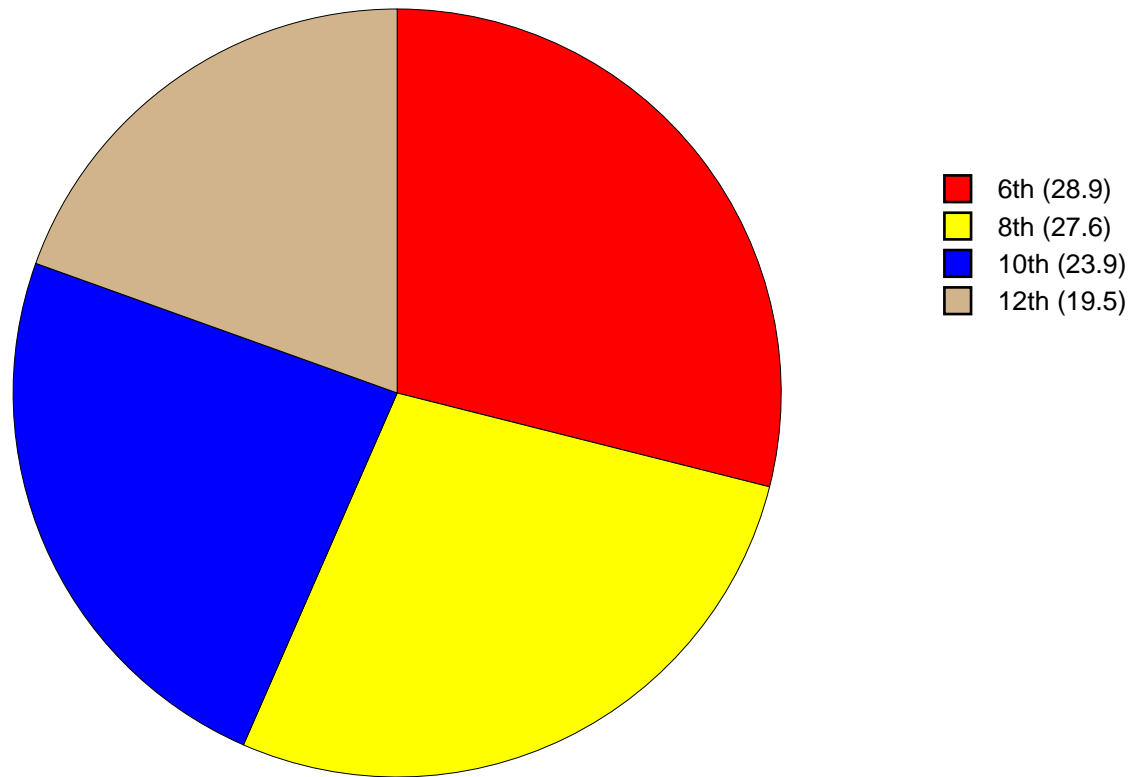


Figure 1: Grade Chart

Gender Chart

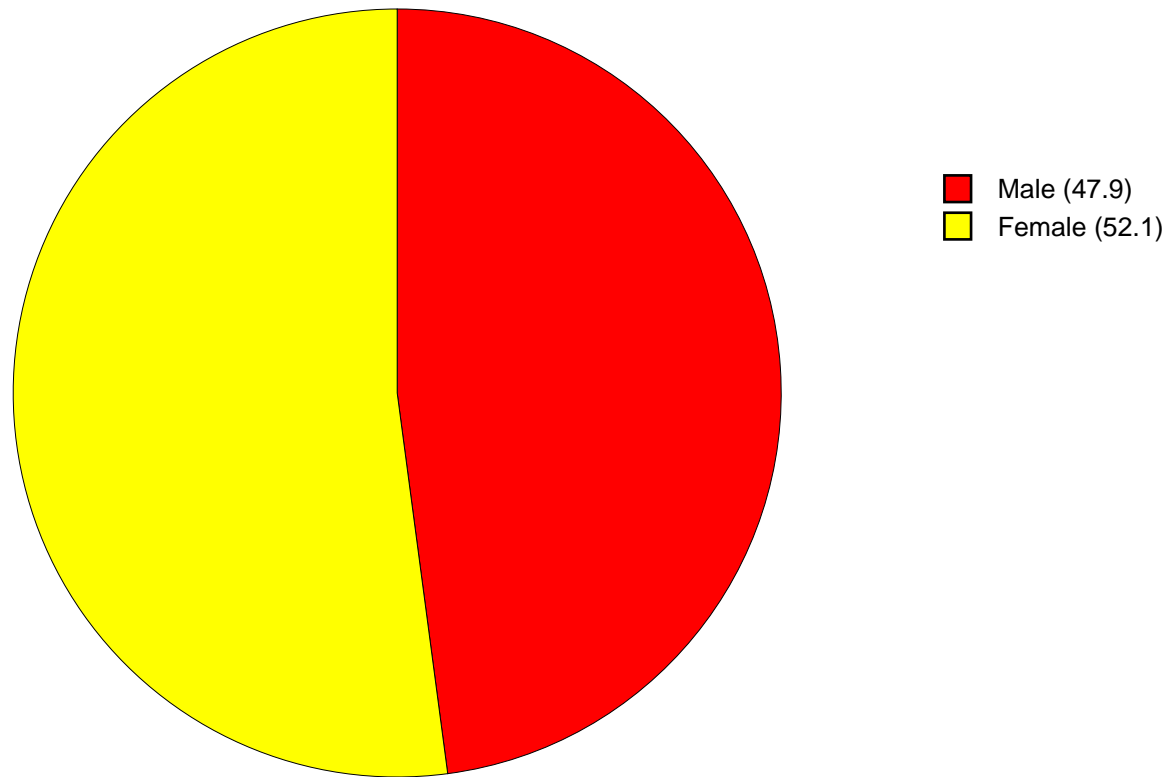


Figure 2: Gender Chart

Age Chart

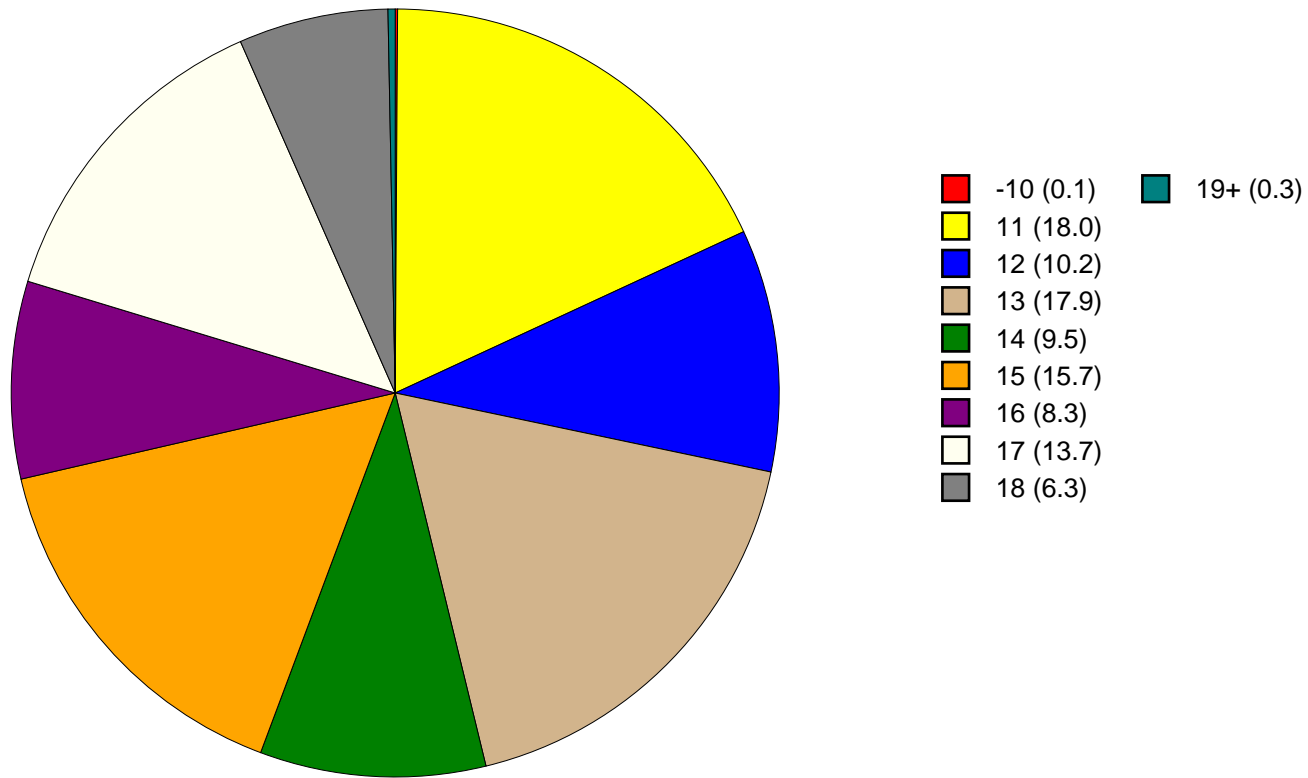


Figure 3: Age Chart

Ethnic Origin Chart

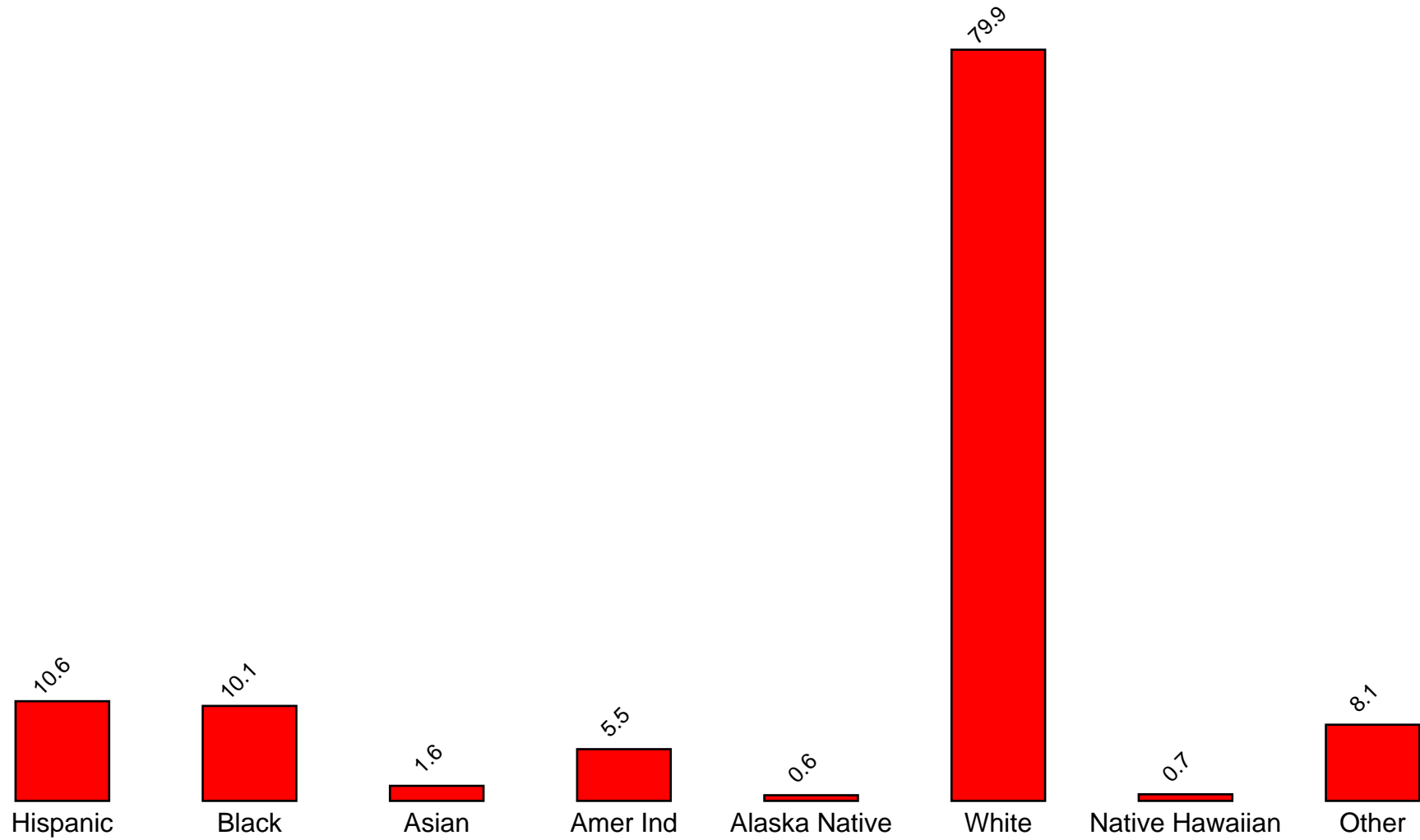


Figure 4: Ethnic Origin Chart

2 PERCENTAGE TABLES

The following tables contain frequency distribution detailing how your students responded to each question on the survey. The tables appear in the same order as the questions on the survey. The tables include breakdowns by grade level as well as overall percentages. The *N of Valid* row is a frequency count of the number of valid responses to each question for each grade and overall. The *N of Miss* row is a frequency count of the number of invalid(marked more than one response) or missing (i.e. did not respond) responses to each question for each grade and overall.

For the questions that allowed more than one response (i.e. race, live with, etc.) each response becomes a separate table. If a student did not mark the response, that was counted as a NO response, and if they did mark the response, that was counted as a YES response. Since a non response is a valid response for these questions, the *N of Miss* will always be zero for these questions.

Table 1: Sex



Response	6	8	10	12	Total	
Male	49.3	47.2	48.1	46.7	47.9	
Female	50.7	52.8	51.9	53.3	52.1	
N of Valid	2639	2507	2174	1785	9105	
N of Miss	18	31	19	8	76	

Table 2: Age











Response	6	8	10	12	Total	
10 or younger	0.3	0.0	0.0	0.0	0.1	
11	62.2	0.0	0.0	0.0	18.0	
12	35.0	0.1	0.0	0.0	10.2	
13	2.4	62.4	0.0	0.0	17.9	
14	0.0	34.3	0.1	0.0	9.5	
15	0.0	3.2	62.1	0.0	15.7	
16	0.0	0.1	34.4	0.5	8.3	
17	0.0	0.0	3.0	66.2	13.7	
18	0.0	0.0	0.3	32.0	6.3	
19 or older	0.0	0.0	0.0	1.3	0.3	
N of Valid	2651	2525	2186	1791	9153	
N of Miss	4	9	7	1	21	

Table 3: Are you Hispanic or Latino?



Response	6	8	10	12	Total	
No	88.0	89.7	89.8	90.3	89.4	
Yes	12.0	10.3	10.2	9.7	10.6	
N of Valid	2509	2462	2123	1765	8859	
N of Miss	148	76	70	28	322	

Table 4: What is your race? Black or African American



Response	6	8	10	12	Total	
No	90.9	89.9	89.4	89.2	89.9	
Yes	9.1	10.1	10.6	10.8	10.1	
N of Valid	2657	2538	2193	1793	9181	
N of Miss	0	0	0	0	0	

Table 5: What is your race? Asian



Response	6	8	10	12	Total	
No	98.8	98.7	98.1	97.7	98.4	
Yes	1.2	1.3	1.9	2.3	1.6	
N of Valid	2657	2538	2193	1793	9181	
N of Miss	0	0	0	0	0	

Table 6: What is your race? American Indian



Response	6	8	10	12	Total	
No	92.5	94.2	95.7	96.5	94.5	
Yes	7.5	5.8	4.3	3.5	5.5	
N of Valid	2657	2538	2193	1793	9181	
N of Miss	0	0	0	0	0	

Table 7: What is your race? Alaska Native



Response	6	8	10	12	Total	
No	99.7	99.0	99.4	99.7	99.4	
Yes	0.3	1.0	0.6	0.3	0.6	
N of Valid	2657	2538	2193	1793	9181	
N of Miss	0	0	0	0	0	

Table 8: What is your race? White



Response	6	8	10	12	Total	
No	22.4	19.0	18.4	20.2	20.1	
Yes	77.6	81.0	81.6	79.8	79.9	
N of Valid	2657	2538	2193	1793	9181	
N of Miss	0	0	0	0	0	

Table 9: What is your race? Native Hawaiian or Other Pacific Islander



Response	6	8	10	12	Total	
No	99.5	99.2	99.3	99.3	99.3	
Yes	0.5	0.8	0.7	0.7	0.7	
N of Valid	2657	2538	2193	1793	9181	
N of Miss	0	0	0	0	0	

Table 10: What is your race? Other



Response	6	8	10	12	Total	
No	88.9	92.9	92.7	93.7	91.9	
Yes	11.1	7.1	7.3	6.3	8.1	
N of Valid	2657	2538	2193	1793	9181	
N of Miss	0	0	0	0	0	

Table 11: What is the highest level of schooling completed by your mother or father?









Response	6	8	10	12	Total	
Completed grade school or less	2.1	2.1	1.9	2.8	2.2	
Some high school	4.7	5.8	9.5	12.3	7.7	
Completed high school	13.3	16.7	18.6	21.8	17.2	
Some college	13.0	16.2	18.0	19.1	16.3	
Completed college	24.0	25.6	30.1	26.4	26.4	
Graduate or professional school after college	10.8	12.0	11.1	11.6	11.4	
Don't know	31.0	20.2	9.6	4.9	17.7	
Does not apply	1.2	1.4	1.2	1.1	1.3	
N of Valid	2528	2485	2167	1770	8950	
N of Miss	78	23	4	3	108	

Table 12: Think of where you live most of the time. Which of the following people live there with you? Mother



Response	6	8	10	12	Total	
No	13.2	14.5	14.8	16.8	14.6	
Yes	86.8	85.5	85.2	83.2	85.4	
N of Valid	2657	2538	2193	1793	9181	
N of Miss	0	0	0	0	0	

Table 13: Think of where you live most of the time. Which of the following people live there with you? Stepmother



Response	6	8	10	12	Total	
No	93.8	92.8	93.7	93.5	93.5	
Yes	6.2	7.2	6.3	6.5	6.5	
N of Valid	2657	2538	2193	1793	9181	
N of Miss	0	0	0	0	0	

Table 14: Think of where you live most of the time. Which of the following people live there with you? Foster Mother



Response	6	8	10	12	Total	
No	99.5	99.3	99.6	99.5	99.5	
Yes	0.5	0.7	0.4	0.5	0.5	
N of Valid	2657	2538	2193	1793	9181	
N of Miss	0	0	0	0	0	

Table 15: Think of where you live most of the time. Which of the following people live there with you? Grandmother



Response	6	8	10	12	Total	
No	89.5	92.1	92.7	91.8	91.4	
Yes	10.5	7.9	7.3	8.2	8.6	
N of Valid	2657	2538	2193	1793	9181	
N of Miss	0	0	0	0	0	

Table 16: Think of where you live most of the time. Which of the following people live there with you? Aunt



Response	6	8	10	12	Total	
No	96.0	96.0	97.4	97.5	96.6	
Yes	4.0	4.0	2.6	2.5	3.4	
N of Valid	2657	2538	2193	1793	9181	
N of Miss	0	0	0	0	0	

Table 17: Think of where you live most of the time. Which of the following people live there with you? Father



Response	6	8	10	12	Total	
No	36.8	37.5	41.5	40.5	38.9	
Yes	63.2	62.5	58.5	59.5	61.1	
N of Valid	2657	2538	2193	1793	9181	
N of Miss	0	0	0	0	0	

Table 18: Think of where you live most of the time. Which of the following people live there with you? Stepfather



Response	6	8	10	12	Total	
No	84.0	84.1	82.2	85.2	83.8	
Yes	16.0	15.9	17.8	14.8	16.2	
N of Valid	2657	2538	2193	1793	9181	
N of Miss	0	0	0	0	0	

Table 19: Think of where you live most of the time. Which of the following people live there with you? Foster Father



Response	6	8	10	12	Total	
No	99.3	99.3	99.7	99.6	99.5	
Yes	0.7	0.7	0.3	0.4	0.5	
N of Valid	2657	2538	2193	1793	9181	
N of Miss	0	0	0	0	0	

Table 20: Think of where you live most of the time. Which of the following people live there with you? Grandfather



Response	6	8	10	12	Total	
No	93.4	95.2	95.6	95.6	94.9	
Yes	6.6	4.8	4.4	4.4	5.1	
N of Valid	2657	2538	2193	1793	9181	
N of Miss	0	0	0	0	0	

Table 21: Think of where you live most of the time. Which of the following people live there with you? Uncle



Response	6	8	10	12	Total	
No	95.3	96.9	97.7	97.8	96.8	
Yes	4.7	3.1	2.3	2.2	3.2	
N of Valid	2657	2538	2193	1793	9181	
N of Miss	0	0	0	0	0	

Table 22: Think of where you live most of the time. Which of the following people live there with you? Other Adults



Response	6	8	10	12	Total	
No	97.2	97.3	97.3	97.4	97.3	
Yes	2.8	2.7	2.7	2.6	2.7	
N of Valid	2657	2538	2193	1793	9181	
N of Miss	0	0	0	0	0	

Table 23: Think of where you live most of the time. Which of the following people live there with you? Brother(s)



Response	6	8	10	12	Total	
No	50.2	54.6	59.2	61.7	55.8	
Yes	49.8	45.4	40.8	38.3	44.2	
N of Valid	2657	2538	2193	1793	9181	
N of Miss	0	0	0	0	0	

Table 24: Think of where you live most of the time. Which of the following people live there with you? Stepbrother(s)



Response	6	8	10	12	Total	
No	94.2	94.4	95.0	95.8	94.8	
Yes	5.8	5.6	5.0	4.2	5.2	
N of Valid	2657	2538	2193	1793	9181	
N of Miss	0	0	0	0	0	

Table 25: Think of where you live most of the time. Which of the following people live there with you? Sister(s)



Response	6	8	10	12	Total	
No	53.3	56.9	60.7	65.4	58.4	
Yes	46.7	43.1	39.3	34.6	41.6	
N of Valid	2657	2538	2193	1793	9181	
N of Miss	0	0	0	0	0	

Table 26: Think of where you live most of the time. Which of the following people live there with you? Stepsister(s)

Response	6	8	10	12	Total	
No	94.4	94.6	96.4	97.3	95.5	
Yes	5.6	5.4	3.6	2.7	4.5	
N of Valid	2657	2538	2193	1793	9181	
N of Miss	0	0	0	0	0	

Table 27: Think of where you live most of the time. Which of the following people live there with you? Other Children

Response	6	8	10	12	Total	
No	96.5	95.9	95.2	94.9	95.7	
Yes	3.5	4.1	4.8	5.1	4.3	
N of Valid	2657	2538	2193	1793	9181	
N of Miss	0	0	0	0	0	

Table 28: In my school, students have lots of chances to help decide things like class activities and rules.

Response	6	8	10	12	Total	
NO!	19.6	15.0	16.1	21.2	17.8	
no	39.6	40.2	35.7	34.9	37.9	
yes	34.7	37.9	40.1	35.3	37.0	
YES!	6.1	6.9	8.0	8.6	7.3	
N of Valid	2594	2495	2183	1781	9053	
N of Miss	61	41	10	11	123	

Table 29: Teachers ask me to work on special classroom projects.

Response	6	8	10	12	Total	
NO!	11.6	9.7	8.3	9.0	9.8	
no	35.5	42.8	46.1	40.7	41.1	
yes	40.7	40.4	40.1	42.0	40.7	
YES!	12.2	7.1	5.5	8.3	8.4	
N of Valid	2599	2493	2179	1780	9051	
N of Miss	56	41	13	13	123	

Table 30: My teacher(s) notices when I am doing a good job and lets me know about it.


Response	6	8	10	12	Total	
NO!	4.4	6.1	6.6	6.9	5.9	
no	14.2	21.4	24.7	22.9	20.4	
yes	49.9	50.7	54.6	55.5	52.4	
YES!	31.5	21.8	14.1	14.6	21.3	
N of Valid	2615	2499	2181	1772	9067	
N of Miss	39	38	12	19	108	

Table 31: There are lots of chances for students in my school to get involved in sports, clubs, and other school activities outside of class.


Response	6	8	10	12	Total	
NO!	5.6	1.8	1.1	2.0	2.8	
no	13.6	6.2	4.5	5.3	7.7	
yes	40.3	35.9	38.7	37.2	38.1	
YES!	40.5	56.1	55.7	55.5	51.4	
N of Valid	2612	2504	2184	1778	9078	
N of Miss	42	33	9	14	98	

Table 32: There are lots of chances for students in my school to talk with a teacher one-on-one.


Response	6	8	10	12	Total	
NO!	4.0	5.0	4.2	4.1	4.4	
no	16.8	19.2	21.2	18.6	18.9	
yes	47.7	49.2	55.4	53.9	51.2	
YES!	31.5	26.5	19.2	23.5	25.6	
N of Valid	2603	2490	2184	1778	9055	
N of Miss	54	48	9	15	126	

Table 33: I feel safe at my school.


Response	6	8	10	12	Total	
NO!	4.7	5.9	5.5	5.4	5.4	
no	8.6	9.7	12.4	7.6	9.6	
yes	38.2	51.8	59.8	59.5	51.3	
YES!	48.5	32.7	22.2	27.5	33.7	
N of Valid	2615	2495	2177	1775	9062	
N of Miss	37	38	13	18	106	

Table 34: The school lets my parents know when I have done something well.


Response	6	8	10	12	Total	
NO!	11.5	15.6	19.1	22.4	16.6	
no	29.6	40.6	48.4	49.2	41.0	
yes	38.9	33.2	27.2	23.7	31.5	
YES!	20.1	10.5	5.2	4.7	10.8	
N of Valid	2602	2488	2182	1779	9051	
N of Miss	53	48	11	14	126	

Table 35: My teachers praise me when I work hard in school.


Response	6	8	10	12	Total	
NO!	12.9	13.9	14.3	13.9	13.7	
no	29.5	38.3	41.5	38.9	36.7	
yes	42.3	38.3	38.1	40.8	39.9	
YES!	15.3	9.6	6.1	6.4	9.7	
N of Valid	2556	2481	2177	1773	8987	
N of Miss	94	56	16	20	186	

Table 36: Are your school grades better than the grades of most students in your class?

Response	6	8	10	12	Total	
NO!	8.9	7.6	6.3	4.3	7.0	
no	29.2	29.6	30.8	26.6	29.2	
yes	44.2	46.2	47.4	50.3	46.7	
YES!	17.7	16.6	15.5	18.7	17.1	
N of Valid	2560	2496	2175	1776	9007	
N of Miss	91	38	12	15	156	

Table 37: I have lots of chances to be part of class discussions or activities.

Response	6	8	10	12	Total	
NO!	5.0	3.6	2.6	2.9	3.6	
no	14.2	14.8	15.2	13.8	14.5	
yes	50.5	56.9	60.8	60.1	56.6	
YES!	30.2	24.8	21.3	23.2	25.2	
N of Valid	2596	2500	2180	1775	9051	
N of Miss	61	36	12	18	127	

Table 38: Now thinking back over the past year in school, how often did you: enjoy being in school?

Response	6	8	10	12	Total	
Never	7.3	7.1	8.2	7.3	7.5	
Seldom	6.6	11.2	13.0	13.7	10.8	
Sometimes	36.8	38.9	40.6	42.4	39.4	
Often	24.8	27.9	27.7	28.6	27.1	
Almost always	24.5	14.9	10.5	8.0	15.2	
N of Valid	2605	2519	2177	1775	9076	
N of Miss	48	16	16	18	98	

Table 39: Now thinking back over the past year in school, how often did you: hate being in school?






Response	6	8	10	12	Total	
Never	21.8	8.8	5.5	4.7	10.9	
Seldom	25.9	27.9	25.0	25.1	26.1	
Sometimes	31.6	34.9	37.2	38.3	35.2	
Often	12.0	18.7	21.5	20.7	17.8	
Almost always	8.7	9.8	10.8	11.2	10.0	
N of Valid	2597	2509	2172	1773	9051	
N of Miss	57	25	20	20	122	

Table 40: Now thinking back over the past year in school, how often did you: try to do your best work in school?






Response	6	8	10	12	Total	
Never	0.4	0.6	0.3	0.6	0.5	
Seldom	0.6	2.0	3.6	3.7	2.3	
Sometimes	4.8	11.1	16.1	20.4	12.3	
Often	19.0	31.3	37.3	39.6	30.8	
Almost always	75.2	54.8	42.8	35.7	54.0	
N of Valid	2584	2496	2173	1769	9022	
N of Miss	72	42	20	24	158	

Table 41: How often do you feel that the school work you are assigned is meaningful and important?






Response	6	8	10	12	Total	
Never	5.2	6.2	6.9	8.0	6.4	
Seldom	7.3	16.8	21.3	23.5	16.5	
Sometimes	22.3	29.0	38.8	38.1	31.2	
Often	33.1	30.7	24.2	23.0	28.3	
Almost always	32.0	17.3	8.8	7.2	17.5	
N of Valid	2588	2509	2170	1767	9034	
N of Miss	69	29	22	26	146	

Table 42: Putting them all together, what were your grades like last year?

Response	6	8	10	12	Total	
Mostly F's	1.0	1.1	0.8	0.3	0.8	
Mostly D's	2.0	3.3	4.6	2.4	3.1	
Mostly C's	10.4	16.4	21.1	20.4	16.6	
Mostly B's	37.2	39.6	39.7	40.7	39.2	
Mostly A's	49.5	39.6	33.9	36.1	40.3	
N of Valid	2517	2455	2146	1767	8885	
N of Miss	37	17	13	15	82	

Table 43: How important do you think the things you are learning in school are going to be for your later life?

Response	6	8	10	12	Total	
Very important	56.8	34.2	20.0	15.8	33.7	
Quite important	23.2	29.0	28.7	24.7	26.4	
Fairly important	13.5	24.1	31.5	34.1	24.8	
Slightly important	5.2	10.6	17.0	21.3	12.7	
Not at all important	1.3	2.2	2.8	4.2	2.5	
N of Valid	2629	2511	2176	1774	9090	
N of Miss	26	25	16	19	86	

Table 44: How interesting are most of your courses to you?

Response	6	8	10	12	Total	
Very interesting and stimulating	18.2	9.6	6.7	6.9	10.8	
Quite interesting	34.9	26.8	24.2	22.6	27.7	
Fairly interesting	29.6	38.8	41.2	43.1	37.6	
Slightly dull	11.3	17.5	20.1	19.8	16.8	
Very dull	6.0	7.3	7.8	7.6	7.1	
N of Valid	2561	2508	2179	1777	9025	
N of Miss	95	28	13	16	152	

Table 45: During the LAST FOUR WEEKS how many whole days of school have you missed because you skipped or 'cut'?








Response	6	8	10	12	Total	
None	75.8	77.4	73.7	60.1	72.7	
1	10.7	10.2	11.2	17.2	11.9	
2	5.4	4.9	7.2	9.4	6.5	
3	4.1	4.0	4.2	6.4	4.5	
4-5	2.8	2.4	2.4	4.6	2.9	
6-10	0.9	0.4	0.8	1.4	0.8	
11 or more	0.3	0.6	0.4	1.0	0.6	
N of Valid	2614	2514	2181	1777	9086	
N of Miss	36	23	11	16	86	

Table 46: What are the chances you would be seen as cool if you: smoked cigarettes?






Response	6	8	10	12	Total	
No or very little chance	89.2	75.2	62.5	55.6	72.3	
Little chance	5.6	13.0	18.9	23.8	14.4	
Some chance	2.8	7.3	12.0	12.4	8.1	
Pretty good chance	1.5	2.9	4.5	5.6	3.4	
Very good chance	0.9	1.6	2.1	2.5	1.7	
N of Valid	2582	2491	2167	1772	9012	
N of Miss	59	35	15	20	129	

Table 47: What are the chances you would be seen as cool if you: worked hard at school?






Response	6	8	10	12	Total	
No or very little chance	6.0	9.8	11.8	11.1	9.5	
Little chance	8.4	15.2	19.6	24.1	16.1	
Some chance	15.1	25.2	28.3	29.9	23.9	
Pretty good chance	26.4	26.5	25.4	22.4	25.4	
Very good chance	44.1	23.3	14.8	12.5	25.1	
N of Valid	2587	2492	2170	1771	9020	
N of Miss	66	43	21	22	152	

Table 48: What are the chances you would be seen as cool if you: began drinking alcoholic beverages regularly, that is, at least once or twice a month?






Response	6	8	10	12	Total	
No or very little chance	84.9	65.7	43.6	33.9	59.6	
Little chance	8.5	15.7	18.7	18.8	15.0	
Some chance	3.1	10.5	18.3	20.7	12.3	
Pretty good chance	2.2	5.3	13.1	17.4	8.7	
Very good chance	1.4	2.8	6.3	9.2	4.5	
N of Valid	2588	2496	2176	1772	9032	
N of Miss	66	40	16	20	142	

Table 49: What are the chances you would be seen as cool if you: defended someone who was being verbally abused at school?






Response	6	8	10	12	Total	
No or very little chance	14.1	9.7	10.3	9.5	11.1	
Little chance	8.2	11.9	16.0	15.2	12.5	
Some chance	15.6	23.5	27.1	28.6	23.1	
Pretty good chance	23.8	28.6	28.8	29.4	27.4	
Very good chance	38.3	26.3	17.8	17.4	25.9	
N of Valid	2565	2494	2175	1765	8999	
N of Miss	89	42	16	27	174	

Table 50: What are the chances you would be seen as cool if you: smoked marijuana?






Response	6	8	10	12	Total	
No or very little chance	91.1	74.5	52.9	41.8	67.7	
Little chance	3.7	9.8	14.1	15.9	10.3	
Some chance	2.1	6.5	13.5	18.6	9.3	
Pretty good chance	1.2	4.8	10.0	11.5	6.3	
Very good chance	1.9	4.5	9.4	12.2	6.4	
N of Valid	2584	2491	2170	1767	9012	
N of Miss	73	46	20	24	163	

Table 51: What are the chances you would be seen as cool if you: carried a handgun?


Response	6	8	10	12	Total	
No or very little chance	84.3	77.6	74.3	74.2	78.1	
Little chance	7.2	11.6	11.9	13.2	10.7	
Some chance	3.5	4.8	6.9	6.2	5.2	
Pretty good chance	2.4	3.2	3.8	2.7	3.0	
Very good chance	2.7	2.8	3.1	3.7	3.0	
N of Valid	2572	2492	2170	1767	9001	
N of Miss	80	42	19	25	166	

Table 52: What are the chances you would be seen as cool if you: regularly volunteered to do community service?

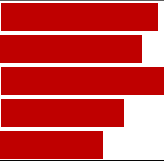
Response	6	8	10	12	Total	
No or very little chance	20.7	24.6	24.8	23.3	23.3	
Little chance	15.0	20.2	25.0	24.6	20.7	
Some chance	19.9	26.0	25.6	26.0	24.2	
Pretty good chance	20.4	16.3	16.4	16.8	17.6	
Very good chance	24.0	12.9	8.2	9.2	14.2	
N of Valid	2580	2496	2174	1770	9020	
N of Miss	76	40	19	23	158	

Table 53: Think of your four best friends (the friends you feel closest to). In the past year (12 months), how many of your best friends have: participated in clubs, organizations or activities at school?


Response	6	8	10	12	Total	
0	17.0	11.0	9.4	9.3	12.0	
1	13.7	10.8	11.3	10.1	11.6	
2	19.3	17.9	17.3	18.4	18.2	
3	16.5	16.4	15.9	15.0	16.0	
4	33.6	44.0	46.1	47.2	42.1	
N of Valid	2558	2480	2165	1757	8960	
N of Miss	90	54	27	33	204	

Table 54: Think of your four best friends (the friends you feel closest to). In the past year (12 months), how many of your best friends have: smoked cigarettes?






Response	6	8	10	12	Total	
0	92.6	77.3	58.1	45.9	70.9	
1	4.9	11.8	17.9	17.6	12.4	
2	1.2	5.5	11.1	13.6	7.2	
3	0.3	2.8	5.2	10.1	4.1	
4	1.0	2.6	7.7	12.8	5.4	
N of Valid	2577	2480	2158	1757	8972	
N of Miss	78	54	34	34	200	

Table 55: Think of your four best friends (the friends you feel closest to). In the past year (12 months), how many of your best friends have: tried beer, wine or hard liquor (for example, vodka, whiskey, or gin) when their parents didn't know about it?






Response	6	8	10	12	Total	
0	86.0	62.1	37.3	25.4	55.9	
1	8.5	15.4	17.9	13.4	13.6	
2	2.9	10.0	15.5	16.7	10.6	
3	0.9	5.3	9.6	12.5	6.5	
4	1.7	7.2	19.7	32.1	13.5	
N of Valid	2585	2483	2164	1759	8991	
N of Miss	68	51	29	32	180	

Table 56: Think of your four best friends (the friends you feel closest to). In the past year (12 months), how many of your best friends have: made a commitment to stay drug-free?






Response	6	8	10	12	Total	
0	9.9	18.6	29.3	35.2	21.9	
1	5.3	8.4	15.0	16.5	10.7	
2	6.8	9.8	11.3	14.8	10.3	
3	9.1	11.3	12.3	8.9	10.4	
4	68.9	51.9	32.1	24.7	46.7	
N of Valid	2569	2480	2152	1755	8956	
N of Miss	77	57	38	34	206	

Table 57: Think of your four best friends (the friends you feel closest to). In the past year (12 months), how many of your best friends have: used marijuana?


Response	6	8	10	12	Total	
0	95.6	80.7	57.3	43.1	72.0	
1	2.1	9.2	15.3	15.3	9.8	
2	1.0	3.6	9.8	14.4	6.5	
3	0.5	2.8	7.4	10.1	4.7	
4	0.7	3.6	10.2	17.0	7.0	
N of Valid	2574	2477	2156	1760	8967	
N of Miss	73	56	32	32	193	

Table 58: Think of your four best friends (the friends you feel closest to). In the past year (12 months), how many of your best friends have: tried to do well in school?


Response	6	8	10	12	Total	
0	2.2	3.1	4.2	4.2	3.3	
1	3.3	5.8	6.3	6.1	5.2	
2	7.3	10.9	13.8	15.4	11.4	
3	15.0	20.5	21.7	21.0	19.3	
4	72.3	59.7	53.9	53.3	60.7	
N of Valid	2584	2479	2159	1757	8979	
N of Miss	67	55	33	32	187	

Table 59: Think of your four best friends (the friends you feel closest to). In the past year (12 months), how many of your best friends have: used LSD, cocaine, amphetamines, or other illegal drugs?


Response	6	8	10	12	Total	
0	97.0	90.6	84.2	80.6	88.9	
1	1.9	5.8	8.1	9.8	6.0	
2	0.5	1.7	3.7	3.9	2.2	
3	0.2	0.8	1.5	2.4	1.1	
4	0.5	1.0	2.5	3.3	1.7	
N of Valid	2587	2489	2164	1763	9003	
N of Miss	69	48	24	29	170	

Table 60: Think of your four best friends (the friends you feel closest to). In the past year (12 months), how many of your best friends have: been suspended from school?






Response	6	8	10	12	Total	
0	70.1	65.2	65.2	71.3	67.8	
1	16.8	17.0	18.0	15.2	16.8	
2	6.8	8.9	8.9	7.4	8.0	
3	2.3	5.0	3.8	2.7	3.5	
4	4.0	3.9	4.1	3.4	3.9	
N of Valid	2575	2484	2165	1761	8985	
N of Miss	77	50	25	31	183	

Table 61: Think of your four best friends (the friends you feel closest to). In the past year (12 months), how many of your best friends have: liked school?






Response	6	8	10	12	Total	
0	14.7	23.4	29.7	29.3	23.5	
1	11.4	12.3	14.1	13.3	12.7	
2	19.8	22.1	23.2	24.9	22.3	
3	22.4	20.3	16.3	14.6	18.8	
4	31.7	22.0	16.7	17.8	22.7	
N of Valid	2583	2483	2165	1762	8993	
N of Miss	66	52	27	31	176	

Table 62: Think of your four best friends (the friends you feel closest to). In the past year (12 months), how many of your best friends have: carried a handgun?






Response	6	8	10	12	Total	
0	95.7	95.1	95.1	92.2	94.7	
1	1.8	2.4	2.7	3.8	2.6	
2	1.2	1.3	1.2	1.9	1.4	
3	0.7	0.5	0.3	1.2	0.6	
4	0.6	0.7	0.8	1.0	0.7	
N of Valid	2591	2488	2164	1764	9007	
N of Miss	65	50	28	29	172	

Table 63: Think of your four best friends (the friends you feel closest to). In the past year (12 months), how many of your best friends have: sold illegal drugs?

Response	6	8	10	12	Total	
0	97.5	93.4	84.3	76.6	89.1	
1	1.7	4.2	7.9	11.8	5.9	
2	0.2	1.3	4.2	6.3	2.6	
3	0.2	0.4	1.8	2.4	1.1	
4	0.3	0.6	1.9	3.0	1.3	
N of Valid	2574	2473	2162	1758	8967	
N of Miss	77	59	30	35	201	

Table 64: Think of your four best friends (the friends you feel closest to). In the past year (12 months), how many of your best friends have: regularly attended religious services?

Response	6	8	10	12	Total	
0	20.4	13.0	13.5	18.2	16.2	
1	9.3	10.0	15.1	17.3	12.5	
2	14.3	17.6	20.3	22.3	18.3	
3	16.3	19.9	19.2	18.3	18.4	
4	39.8	39.5	32.0	23.9	34.7	
N of Valid	2509	2461	2160	1761	8891	
N of Miss	141	73	32	30	276	

Table 65: Think of your four best friends (the friends you feel closest to). In the past year (12 months), how many of your best friends have: stolen or tried to steal a motor vehicle such as a car or motorcycle?

Response	6	8	10	12	Total	
0	97.7	94.9	92.8	94.0	95.0	
1	1.2	3.4	4.3	3.5	3.0	
2	0.7	0.8	1.8	1.1	1.1	
3	0.1	0.5	0.5	0.6	0.4	
4	0.3	0.4	0.6	0.8	0.5	
N of Valid	2592	2491	2166	1762	9011	
N of Miss	65	47	27	31	170	

Table 66: Think of your four best friends (the friends you feel closest to). In the past year (12 months), how many of your best friends have: been arrested?






Response	6	8	10	12	Total	
0	92.7	85.1	79.0	78.3	84.5	
1	5.5	9.6	11.9	12.4	9.5	
2	0.7	3.2	4.7	5.6	3.3	
3	0.5	1.0	2.5	1.9	1.4	
4	0.6	1.1	1.8	1.9	1.3	
N of Valid	2590	2489	2165	1763	9007	
N of Miss	66	49	27	30	172	

Table 67: Think of your four best friends (the friends you feel closest to). In the past year (12 months), how many of your best friends have: dropped out of school?






Response	6	8	10	12	Total	
0	95.5	95.3	90.9	85.2	92.3	
1	3.0	3.3	6.2	9.3	5.1	
2	0.9	0.7	1.9	3.2	1.5	
3	0.2	0.2	0.2	1.0	0.4	
4	0.5	0.4	0.8	1.3	0.7	
N of Valid	2593	2490	2166	1765	9014	
N of Miss	64	48	27	28	167	

Table 68: Think of your four best friends (the friends you feel closest to). In the past year (12 months), how many of your best friends have: been members of a gang?






Response	6	8	10	12	Total	
0	91.8	90.1	88.9	90.6	90.4	
1	4.0	5.0	5.4	3.5	4.5	
2	1.4	2.2	2.4	2.2	2.0	
3	0.9	1.1	1.1	1.2	1.1	
4	1.9	1.6	2.2	2.5	2.0	
N of Valid	2594	2491	2166	1764	9015	
N of Miss	62	46	27	29	164	

Table 69: How old were you when you first: smoked marijuana?










Response	6	8	10	12	Total	
Never	98.9	92.1	78.2	62.3	84.9	
10 or younger	0.5	1.3	1.6	1.1	1.1	
11	0.3	1.2	1.7	1.0	1.0	
12	0.3	2.0	2.3	2.5	1.7	
13	0.0	2.6	4.0	3.7	2.4	
14	0.0	0.6	5.6	5.6	2.6	
15	0.0	0.1	5.3	6.4	2.6	
16	0.0	0.0	1.2	9.9	2.2	
17 or older	0.1	0.0	0.0	7.5	1.5	
N of Valid	2613	2496	2172	1765	9046	
N of Miss	41	41	19	26	127	

Table 70: How old were you when you first: smoked a cigarette, even just a puff?










Response	6	8	10	12	Total	
Never	91.7	81.3	66.5	53.9	75.4	
10 or younger	5.6	7.3	9.4	8.5	7.5	
11	2.1	3.5	3.8	3.0	3.1	
12	0.5	3.4	4.1	4.0	2.8	
13	0.0	3.6	4.7	4.9	3.1	
14	0.0	0.9	5.7	5.9	2.8	
15	0.0	0.0	4.9	6.2	2.4	
16	0.0	0.0	0.8	7.7	1.7	
17 or older	0.2	0.0	0.1	5.9	1.2	
N of Valid	2594	2493	2167	1767	9021	
N of Miss	60	44	25	26	155	

Table 71: How old were you when you first: had more than a sip or two of beer, wine or hard liquor (for example, vodka, whiskey, or gin)?


Response	6	8	10	12	Total	
Never	80.9	66.0	44.0	29.0	57.7	
10 or younger	13.2	10.9	9.1	8.0	10.5	
11	4.4	5.9	3.6	4.1	4.6	
12	1.2	6.7	7.2	4.9	4.9	
13	0.1	8.4	9.2	7.7	6.1	
14	0.0	1.9	12.2	9.2	5.3	
15	0.0	0.2	12.4	11.2	5.2	
16	0.0	0.0	2.1	15.9	3.6	
17 or older	0.1	0.0	0.2	10.1	2.1	
N of Valid	2596	2488	2165	1766	9015	
N of Miss	58	44	27	27	156	

Table 72: How old were you when you first: began drinking alcoholic beverages regularly, that is, at least once or twice a month?


Response	6	8	10	12	Total	
Never	98.1	92.6	80.9	66.7	86.3	
10 or younger	1.1	1.2	0.5	0.5	0.9	
11	0.5	1.0	1.1	0.4	0.8	
12	0.1	1.9	1.7	0.9	1.2	
13	0.0	2.3	2.5	1.9	1.6	
14	0.0	0.8	5.2	3.6	2.2	
15	0.0	0.1	6.5	5.3	2.6	
16	0.0	0.0	1.5	11.7	2.6	
17 or older	0.2	0.0	0.1	9.1	1.9	
N of Valid	2607	2495	2171	1766	9039	
N of Miss	50	42	22	27	141	

Table 73: How old were you when you first: used phenoxydine (pox, px, breeze)?


Response	6	8	10	12	Total	
Never	100.0	100.0	100.0	100.0	100.0	
10 or younger	0.0	0.0	0.0	0.0	0.0	
11	0.0	0.0	0.0	0.0	0.0	
12	0.0	0.0	0.0	0.0	0.0	
13	0.0	0.0	0.0	0.0	0.0	
14	0.0	0.0	0.0	0.0	0.0	
15	0.0	0.0	0.0	0.0	0.0	
16	0.0	0.0	0.0	0.0	0.0	
17 or older	0.0	0.0	0.0	0.0	0.0	
N of Valid	2544	2471	2164	1758	8937	
N of Miss	110	65	27	32	234	

Table 74: How old were you when you first: got suspended from school?










Response	6	8	10	12	Total	
Never	89.1	85.0	77.7	77.5	83.0	
10 or younger	7.3	4.1	5.4	4.0	5.3	
11	2.8	2.6	2.8	2.0	2.6	
12	0.8	4.3	2.4	2.0	2.4	
13	0.0	3.0	4.2	2.9	2.4	
14	0.0	0.9	3.7	3.2	1.8	
15	0.0	0.1	2.8	3.1	1.3	
16	0.0	0.0	0.7	3.3	0.8	
17 or older	0.0	0.0	0.1	2.0	0.4	
N of Valid	2600	2486	2170	1763	9019	
N of Miss	54	45	20	29	148	

Table 75: How old were you when you first: got arrested?










Response	6	8	10	12	Total	
Never	98.1	95.3	93.6	90.8	94.8	
10 or younger	1.2	0.9	0.6	0.5	0.8	
11	0.4	0.7	0.4	0.3	0.5	
12	0.2	1.2	0.6	0.5	0.6	
13	0.0	1.4	0.9	1.1	0.8	
14	0.0	0.5	1.5	1.5	0.8	
15	0.0	0.0	1.9	1.5	0.8	
16	0.0	0.0	0.6	2.2	0.6	
17 or older	0.0	0.0	0.0	1.6	0.3	
N of Valid	2603	2496	2163	1763	9025	
N of Miss	54	42	29	30	155	

Table 76: How old were you when you first: carried a handgun?










Response	6	8	10	12	Total	
Never	96.6	96.1	96.1	94.8	96.0	
10 or younger	1.9	1.5	1.0	1.4	1.5	
11	1.0	0.7	0.4	0.1	0.6	
12	0.4	0.7	0.6	0.7	0.6	
13	0.0	0.7	0.4	0.3	0.4	
14	0.0	0.3	0.5	0.3	0.3	
15	0.0	0.0	0.7	0.6	0.3	
16	0.0	0.0	0.3	0.7	0.2	
17 or older	0.1	0.0	0.0	1.0	0.2	
N of Valid	2594	2483	2167	1763	9007	
N of Miss	62	52	26	28	168	

Table 77: How old were you when you first: attacked someone with the idea of seriously hurting them?


Response	6	8	10	12	Total	
Never	89.7	84.8	83.0	83.7	85.5	
10 or younger	5.5	4.3	3.7	3.0	4.2	
11	3.8	2.3	1.2	1.1	2.3	
12	0.9	3.1	2.5	2.0	2.1	
13	0.1	4.0	2.8	1.8	2.2	
14	0.0	1.3	3.0	2.0	1.5	
15	0.0	0.2	2.6	2.1	1.1	
16	0.0	0.0	1.0	2.4	0.7	
17 or older	0.1	0.0	0.1	1.9	0.4	
N of Valid	2594	2484	2169	1765	9012	
N of Miss	52	45	21	28	146	

Table 78: How old were you when you first: belonged to a gang?


Response	6	8	10	12	Total	
Never	96.9	96.2	95.6	95.9	96.2	
10 or younger	1.5	1.0	1.2	0.9	1.2	
11	1.1	0.6	0.4	0.3	0.6	
12	0.5	0.7	0.6	0.4	0.5	
13	0.0	1.2	0.8	0.9	0.7	
14	0.0	0.3	0.7	0.3	0.3	
15	0.0	0.1	0.7	0.7	0.3	
16	0.0	0.0	0.0	0.2	0.1	
17 or older	0.0	0.0	0.0	0.3	0.1	
N of Valid	2597	2497	2172	1766	9032	
N of Miss	55	40	21	27	143	

Table 79: How wrong do you think it is for someone your age to: take a handgun to school?





Response	6	8	10	12	Total	
Very wrong	93.3	85.2	86.5	91.0	89.0	
Wrong	5.1	11.1	10.2	6.5	8.3	
A little bit wrong	1.2	2.7	2.2	1.5	1.9	
Not wrong at all	0.4	1.0	1.2	1.0	0.9	
N of Valid	2624	2501	2177	1771	9073	
N of Miss	28	32	16	21	97	

Table 80: How wrong do you think it is for someone your age to: steal anything worth more than \$5?





Response	6	8	10	12	Total	
Very wrong	69.3	58.4	53.5	59.8	60.7	
Wrong	24.2	30.0	34.2	28.9	29.1	
A little bit wrong	5.5	9.6	10.6	9.8	8.7	
Not wrong at all	1.0	2.0	1.7	1.5	1.6	
N of Valid	2620	2502	2175	1771	9068	
N of Miss	34	34	17	21	106	

Table 81: How wrong do you think it is for someone your age to: pick a fight with someone?





Response	6	8	10	12	Total	
Very wrong	57.9	38.1	32.8	38.3	42.6	
Wrong	27.9	33.1	36.5	32.3	32.3	
A little bit wrong	11.4	22.0	24.4	24.5	20.0	
Not wrong at all	2.8	6.9	6.3	4.9	5.2	
N of Valid	2607	2486	2168	1766	9027	
N of Miss	43	51	25	27	146	

Table 82: How wrong do you think it is for someone your age to: attack someone with the idea of seriously hurting them?





Response	6	8	10	12	Total	
Very wrong	84.5	69.1	61.6	64.2	70.8	
Wrong	10.1	19.4	23.5	21.7	18.2	
A little bit wrong	4.3	7.9	11.2	10.6	8.2	
Not wrong at all	1.0	3.6	3.7	3.5	2.9	
N of Valid	2612	2498	2171	1769	9050	
N of Miss	40	38	19	24	121	

Table 83: How wrong do you think it is for someone your age to: stay away from school all day when their parents think they are at school?





Response	6	8	10	12	Total	
Very wrong	84.0	64.3	44.9	37.1	60.0	
Wrong	12.2	24.3	33.6	29.4	24.0	
A little bit wrong	3.0	8.7	16.9	26.9	12.6	
Not wrong at all	0.8	2.8	4.6	6.6	3.4	
N of Valid	2614	2502	2174	1767	9057	
N of Miss	42	36	19	25	122	

Table 84: How wrong do you think it is for someone your age to: drink beer, wine or hard liquor (for example, vodka, whiskey, or gin) regularly?





Response	6	8	10	12	Total	
Very wrong	89.1	69.7	46.1	34.7	62.8	
Wrong	7.1	16.5	23.7	24.7	17.1	
A little bit wrong	2.8	9.7	20.7	25.5	13.4	
Not wrong at all	1.0	4.1	9.4	15.2	6.6	
N of Valid	2617	2505	2174	1766	9062	
N of Miss	40	32	19	26	117	

Table 85: How wrong do you think it is for someone your age to: smoke cigarettes?





Response	6	8	10	12	Total	
Very wrong	89.7	75.3	56.5	43.0	68.7	
Wrong	7.5	14.5	22.6	20.6	15.6	
A little bit wrong	1.9	7.1	12.7	21.4	9.7	
Not wrong at all	0.8	3.1	8.2	15.0	6.0	
N of Valid	2619	2502	2173	1766	9060	
N of Miss	36	34	20	27	117	

Table 86: How wrong do you think it is for someone your age to: smoke marijuana?





Response	6	8	10	12	Total	
Very wrong	95.0	82.7	61.1	50.1	74.7	
Wrong	3.2	8.8	17.8	17.4	11.0	
A little bit wrong	1.1	4.7	10.5	15.8	7.2	
Not wrong at all	0.6	3.7	10.5	16.6	7.0	
N of Valid	2619	2501	2174	1767	9061	
N of Miss	37	36	18	26	117	

Table 87: How wrong do you think it is for someone your age to: use LSD, cocaine, amphetamines or another illegal drug?





Response	6	8	10	12	Total	
Very wrong	97.4	93.2	87.8	84.9	91.5	
Wrong	1.9	4.7	8.0	8.5	5.4	
A little bit wrong	0.3	1.1	2.9	4.0	1.9	
Not wrong at all	0.4	1.0	1.4	2.5	1.2	
N of Valid	2618	2500	2175	1767	9060	
N of Miss	39	38	18	25	120	

Table 88: At school during the past 12 months, did you receive help from the resource teacher, speech therapist or other special education teacher?



Response	6	8	10	12	Total	
No	80.1	88.5	91.3	91.5	87.4	
Yes	19.9	11.5	8.7	8.5	12.6	
N of Valid	2512	2432	2127	1724	8795	
N of Miss	144	106	66	69	385	

Table 89: How many times in the past year (12 months) have you: been suspended from school?







Response	6	8	10	12	Total	
Never	92.9	90.6	89.8	91.1	91.2	
1 to 2 times	5.6	7.6	8.6	7.1	7.2	
3 to 5 times	1.1	1.2	1.4	1.2	1.2	
6 to 9 times	0.3	0.2	0.2	0.2	0.2	
10 to 19 times	0.0	0.2	0.0	0.1	0.1	
20 to 29 times	0.0	0.1	0.0	0.0	0.0	
30 to 39 times	0.0	0.0	0.0	0.0	0.0	
40+ times	0.0	0.0	0.0	0.3	0.1	
N of Valid	2614	2510	2175	1768	9067	
N of Miss	38	28	17	25	108	

Table 90: How many times in the past year (12 months) have you: carried a handgun?








Response	6	8	10	12	Total	
Never	97.2	96.4	96.7	95.8	96.6	
1 to 2 times	1.4	1.6	1.2	1.4	1.4	
3 to 5 times	0.5	0.7	0.6	1.0	0.7	
6 to 9 times	0.2	0.5	0.2	0.7	0.4	
10 to 19 times	0.2	0.3	0.4	0.3	0.3	
20 to 29 times	0.1	0.2	0.2	0.1	0.2	
30 to 39 times	0.1	0.0	0.0	0.0	0.0	
40+ times	0.3	0.2	0.7	0.7	0.5	
N of Valid	2612	2501	2174	1766	9053	
N of Miss	42	37	19	27	125	

Table 91: How many times in the past year (12 months) have you: sold illegal drugs?








Response	6	8	10	12	Total	
Never	99.7	98.4	95.2	90.9	96.5	
1 to 2 times	0.2	0.8	1.7	2.7	1.2	
3 to 5 times	0.0	0.4	1.1	1.6	0.7	
6 to 9 times	0.0	0.1	0.3	1.9	0.5	
10 to 19 times	0.0	0.1	0.6	0.5	0.3	
20 to 29 times	0.0	0.1	0.1	0.8	0.2	
30 to 39 times	0.0	0.0	0.0	0.2	0.0	
40+ times	0.0	0.1	1.1	1.4	0.6	
N of Valid	2593	2492	2168	1756	9009	
N of Miss	63	46	25	37	171	

Table 92: How many times in the past year (12 months) have you: stolen or tried to steal a motor vehicle such as a car or motorcycle?






Response	6	8	10	12	Total	
Never	99.2	98.1	98.3	98.9	98.6	
1 to 2 times	0.6	1.2	1.2	0.7	0.9	
3 to 5 times	0.1	0.4	0.2	0.1	0.2	
6 to 9 times	0.0	0.2	0.1	0.0	0.1	
10 to 19 times	0.0	0.0	0.0	0.1	0.0	
20 to 29 times	0.0	0.0	0.1	0.1	0.0	
30 to 39 times	0.0	0.0	0.0	0.0	0.0	
40+ times	0.0	0.1	0.1	0.2	0.1	
N of Valid	2606	2504	2169	1765	9044	
N of Miss	46	33	22	28	129	

Table 93: How many times in the past year (12 months) have you: participated in clubs, organizations or activities at school?









Response	6	8	10	12	Total	
Never	26.1	21.3	20.0	18.4	21.8	
1 to 2 times	27.6	21.5	17.6	14.2	20.9	
3 to 5 times	18.3	17.2	14.3	14.2	16.2	
6 to 9 times	8.8	9.9	9.4	9.3	9.3	
10 to 19 times	6.7	7.1	10.3	10.8	8.5	
20 to 29 times	3.3	4.1	6.5	7.2	5.0	
30 to 39 times	1.2	2.4	2.8	4.4	2.5	
40+ times	7.9	16.5	19.2	21.5	15.7	
N of Valid	2595	2496	2170	1766	9027	
N of Miss	57	36	21	26	140	

Table 94: How many times in the past year (12 months) have you: been arrested?






Response	6	8	10	12	Total	
Never	98.5	96.8	95.6	95.6	96.8	
1 to 2 times	1.1	2.1	3.3	3.6	2.4	
3 to 5 times	0.1	0.7	0.7	0.3	0.5	
6 to 9 times	0.1	0.2	0.1	0.2	0.1	
10 to 19 times	0.0	0.0	0.1	0.0	0.0	
20 to 29 times	0.0	0.0	0.1	0.0	0.0	
30 to 39 times	0.0	0.0	0.0	0.0	0.0	
40+ times	0.1	0.0	0.2	0.3	0.1	
N of Valid	2604	2502	2169	1763	9038	
N of Miss	51	35	21	27	134	

Table 95: How many times in the past year (12 months) have you: done extra work on your own for school?









Response	6	8	10	12	Total	
Never	31.1	31.4	29.8	29.8	30.6	
1 to 2 times	28.0	25.6	23.2	18.7	24.4	
3 to 5 times	15.7	15.8	15.5	15.2	15.6	
6 to 9 times	9.4	10.0	9.5	10.6	9.8	
10 to 19 times	6.2	6.9	8.7	10.0	7.7	
20 to 29 times	2.9	4.1	5.5	6.6	4.6	
30 to 39 times	1.5	1.7	2.0	2.6	1.9	
40+ times	5.1	4.5	5.8	6.6	5.4	
N of Valid	2585	2497	2164	1762	9008	
N of Miss	69	38	23	29	159	

Table 96: How many times in the past year (12 months) have you: attacked someone with the idea of seriously hurting them?









Response	6	8	10	12	Total	
Never	90.0	86.8	87.7	89.2	88.4	
1 to 2 times	6.8	9.0	8.0	7.6	7.9	
3 to 5 times	1.7	2.1	2.2	1.6	1.9	
6 to 9 times	0.7	0.8	1.1	0.5	0.8	
10 to 19 times	0.1	0.5	0.5	0.5	0.4	
20 to 29 times	0.2	0.2	0.1	0.1	0.2	
30 to 39 times	0.2	0.2	0.1	0.1	0.1	
40+ times	0.4	0.5	0.2	0.5	0.4	
N of Valid	2600	2501	2169	1757	9027	
N of Miss	55	37	24	35	151	

Table 97: How many times in the past year (12 months) have you: been drunk or high at school?









Response	6	8	10	12	Total	
Never	98.6	93.7	88.3	81.4	91.4	
1 to 2 times	1.0	3.9	4.8	6.7	3.8	
3 to 5 times	0.2	1.0	2.4	3.2	1.5	
6 to 9 times	0.0	0.6	1.3	1.5	0.8	
10 to 19 times	0.0	0.3	0.8	1.9	0.7	
20 to 29 times	0.0	0.2	0.6	1.1	0.4	
30 to 39 times	0.0	0.0	0.2	0.5	0.1	
40+ times	0.1	0.3	1.7	3.7	1.2	
N of Valid	2594	2489	2163	1760	9006	
N of Miss	61	47	29	32	169	

Table 98: How many times in the past year (12 months) have you: volunteered to do community service?









Response	6	8	10	12	Total	
Never	48.4	54.6	49.7	40.8	48.9	
1 to 2 times	25.8	20.8	19.9	17.6	21.4	
3 to 5 times	10.4	10.3	13.0	15.0	11.9	
6 to 9 times	5.9	5.3	7.4	9.5	6.8	
10 to 19 times	3.7	3.9	4.1	6.9	4.5	
20 to 29 times	2.2	1.9	2.9	4.1	2.6	
30 to 39 times	0.9	1.2	1.1	1.6	1.1	
40+ times	2.8	2.1	1.8	4.6	2.7	
N of Valid	2580	2498	2164	1764	9006	
N of Miss	75	39	25	28	167	

Table 99: How many times in the past year (12 months) have you: taken a handgun to school?





Response	6	8	10	12	Total	
Never	99.8	99.7	99.3	99.0	99.5	
1 to 2 times	0.0	0.2	0.3	0.5	0.2	
3 to 5 times	0.0	0.0	0.2	0.2	0.1	
6 to 9 times	0.0	0.0	0.0	0.0	0.0	
10 to 19 times	0.0	0.0	0.0	0.0	0.0	
20 to 29 times	0.0	0.0	0.0	0.0	0.0	
30 to 39 times	0.0	0.0	0.0	0.0	0.0	
40+ times	0.1	0.1	0.1	0.3	0.1	
N of Valid	2603	2501	2173	1762	9039	
N of Miss	53	36	20	31	140	

Table 100: Are you currently on probation, or assigned a probation officer with Juvenile Court?



Response	6	8	10	12	Total	
No	99.1	97.2	96.7	97.4	97.6	
Yes	0.9	2.8	3.3	2.6	2.4	
N of Valid	2310	2263	2018	1659	8250	
N of Miss	346	274	175	134	929	

Table 101: Have you ever belonged to a gang?






Response	6	8	10	12	Total	
No	94.1	93.4	92.8	93.4	93.4	
No, but would like to	1.2	1.8	2.2	1.4	1.6	
Yes, in the past	3.1	3.3	2.6	3.4	3.1	
Yes, belong now	1.5	1.4	2.2	1.5	1.6	
Yes, but would like to get out	0.2	0.2	0.2	0.3	0.2	
N of Valid	2618	2497	2173	1765	9053	
N of Miss	38	39	20	28	125	

Table 102: If you have ever belonged to a gang, did that gang have a name?




Response	6	8	10	12	Total	
No	7.7	6.6	9.0	12.7	8.7	
Yes	3.8	4.7	5.0	4.8	4.5	
I have never belonged to a gang	88.5	88.7	85.9	82.5	86.8	
N of Valid	2572	2466	2139	1727	8904	
N of Miss	71	66	40	51	228	

Table 103: How many times have you done the following things? done what feels good no matter what.







Response	6	8	10	12	Total	
Never	45.0	36.6	31.6	24.5	35.4	
I've done it, but not in the past year	15.1	15.8	13.1	13.9	14.6	
Less than once a month	5.9	9.9	12.5	16.5	10.7	
About once a month	4.9	7.4	9.7	9.0	7.6	
2 or 3 times a month	7.2	9.6	9.3	11.8	9.3	
Once a week or more	21.8	20.6	23.8	24.3	22.5	
N of Valid	2531	2451	2153	1750	8885	
N of Miss	121	84	38	41	284	

Table 104: How many times have you done the following things? done something dangerous because someone dared you to do it.







Response	6	8	10	12	Total	
Never	72.1	53.2	48.8	46.5	56.3	
I've done it, but not in the past year	16.6	22.6	20.6	22.7	20.4	
Less than once a month	4.2	9.3	12.5	15.2	9.8	
About once a month	2.7	5.2	7.2	7.3	5.4	
2 or 3 times a month	1.7	4.7	5.9	4.8	4.1	
Once a week or more	2.8	5.0	4.8	3.4	4.0	
N of Valid	2594	2480	2169	1759	9002	
N of Miss	63	58	24	34	179	

Table 105: How many times have you done the following things? done crazy things even if they are a little dangerous.







Response	6	8	10	12	Total	
Never	59.4	38.9	31.0	26.8	40.5	
I've done it, but not in the past year	21.4	23.4	20.9	19.1	21.4	
Less than once a month	5.9	11.9	14.3	21.1	12.5	
About once a month	3.3	7.2	11.0	12.5	8.0	
2 or 3 times a month	3.5	7.3	10.3	11.3	7.7	
Once a week or more	6.6	11.2	12.5	9.3	9.8	
N of Valid	2589	2477	2167	1757	8990	
N of Miss	67	60	26	35	188	

Table 106: You're looking at CD's in a music store with a friend. You look up and see her slip a CD under her coat. She smiles and says 'Which one do you want? Go ahead, take it while nobody's around.' There is nobody in sight, no employees and no other customers. What would you do now?





Response	6	8	10	12	Total	
Ignore her	10.4	12.9	18.1	22.5	15.3	
Grab a CD and leave the store	2.0	5.1	7.5	6.7	5.1	
Tell her to put the CD back	68.4	48.0	38.4	35.9	49.2	
Act like it is a joke, and ask her to put the CD back	19.2	33.9	36.0	34.9	30.4	
N of Valid	2598	2492	2159	1758	9007	
N of Miss	46	40	21	31	138	

Table 107: You are visiting another part of town, and you don't know any of the people your age there. You are walking down the street, and some teenager you don't know is walking toward you. He is about your size, and as he is about to pass you, he deliberately bumps into you and you almost lose your balance. What would you say or do?





Response	6	8	10	12	Total	
Push the person back	12.5	14.6	14.8	13.1	13.7	
Say 'Excuse me' and keep on walking	55.9	45.1	47.9	52.3	50.3	
Say 'Watch where you are going' and keep on walking	27.6	29.0	25.0	21.5	26.1	
Swear at the person and walk away	4.1	11.4	12.4	13.1	9.8	
N of Valid	2586	2476	2148	1756	8966	
N of Miss	55	49	27	34	165	

Table 108: You are at a party at someone's house, and one of your friends offers you a drink containing alcohol. What would you say or do?





Response	6	8	10	12	Total	
Drink it	3.5	14.3	31.7	41.9	20.7	
Tell your friend, 'No thanks, I don't drink' and suggest that you and your friend go and do something else	50.7	41.5	30.4	24.2	38.1	
Just say, 'No thanks' and walk away	29.5	28.3	28.8	26.7	28.4	
Make up a good excuse, tell your friend you had something else to do, and leave	16.4	16.0	9.1	7.2	12.7	
N of Valid	2587	2486	2165	1755	8993	
N of Miss	52	43	24	33	152	

Table 109: It's 8:00 on a weeknight and you are about to go over to a friend's home when your mother asks you where you are going. You say 'Oh, just going to go hang out with some friends.' She says, 'No, you'll just get into trouble if you go out. Stay home tonight.' What would you do now?





Response	6	8	10	12	Total	
Leave the house anyway	3.3	5.4	6.6	8.4	5.7	
Explain what you are going to do with your friends, tell her when you will get home, and ask if you can go out	57.3	68.8	71.7	74.2	67.2	
Not say anything and start watching TV	36.0	18.3	13.2	10.4	20.6	
Get into an argument with her	3.4	7.5	8.6	7.1	6.5	
N of Valid	2583	2461	2152	1757	8953	
N of Miss	63	46	22	32	163	

Table 110: How often do you attend religious services or activities?





Response	6	8	10	12	Total	
Never	12.9	9.3	10.6	15.2	11.8	
Rarely	22.1	18.4	20.3	23.8	21.0	
1-2 Times a Month	11.9	10.7	13.4	16.9	12.9	
About Once a Week or More	53.1	61.6	55.6	44.2	54.3	
N of Valid	2559	2497	2155	1755	8966	
N of Miss	93	41	38	37	209	

Table 111: I do the opposite of what people tell me, just to get them mad.





Response	6	8	10	12	Total	
Very False	57.4	36.4	34.9	40.5	42.9	
Somewhat False	25.3	33.1	30.3	28.8	29.4	
Somewhat True	14.9	26.7	31.1	27.1	24.5	
Very True	2.3	3.8	3.6	3.6	3.3	
N of Valid	2578	2495	2149	1757	8979	
N of Miss	73	40	43	36	192	

Table 112: I like to see how much I can get away with.





Response	6	8	10	12	Total	
Very False	66.9	43.9	35.9	35.3	46.9	
Somewhat False	19.4	26.8	26.9	27.9	24.9	
Somewhat True	10.7	22.2	29.2	30.1	22.1	
Very True	3.0	7.1	8.0	6.7	6.0	
N of Valid	2577	2494	2146	1755	8972	
N of Miss	76	43	44	38	201	

Table 113: I ignore rules that get in my way.





Response	6	8	10	12	Total	
Very False	73.1	51.1	42.6	38.5	52.9	
Somewhat False	17.4	26.9	28.7	32.4	25.7	
Somewhat True	7.4	16.8	22.9	23.7	16.9	
Very True	2.1	5.1	5.9	5.4	4.5	
N of Valid	2583	2495	2150	1756	8984	
N of Miss	74	43	40	37	194	

Table 114: I think sometimes it's okay to cheat at school.


Response	6	8	10	12	Total	
NO!	71.5	40.5	22.6	19.2	41.0	
no	21.3	38.0	38.2	33.8	32.4	
yes	6.2	18.5	32.3	39.6	22.4	
YES!	1.1	3.0	6.8	7.5	4.2	
N of Valid	2604	2502	2149	1754	9009	
N of Miss	50	36	43	38	167	

Table 115: It is important to think before you act.


Response	6	8	10	12	Total	
NO!	2.1	1.9	1.2	1.8	1.8	
no	3.3	5.4	4.6	2.5	4.0	
yes	23.3	36.3	40.7	37.9	33.9	
YES!	71.4	56.4	53.6	57.8	60.4	
N of Valid	2603	2496	2152	1753	9004	
N of Miss	53	39	41	39	172	

Table 116: Sometimes I think that life is not worth it.

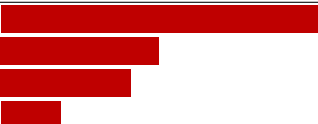
Response	6	8	10	12	Total	
NO!	59.1	49.0	44.8	46.2	50.3	
no	21.2	22.7	25.0	26.2	23.5	
yes	14.2	20.0	21.2	21.2	18.9	
YES!	5.5	8.3	8.9	6.4	7.3	
N of Valid	2543	2482	2142	1748	8915	
N of Miss	106	53	48	44	251	

Table 117: At times I think I am no good at all.

Response	6	8	10	12	Total	
NO!	37.5	32.2	30.5	31.9	33.3	
no	24.1	26.1	27.5	28.8	26.4	
yes	28.6	30.3	30.8	30.1	29.9	
YES!	9.7	11.4	11.3	9.3	10.5	
N of Valid	2570	2480	2149	1750	8949	
N of Miss	79	53	42	43	217	

Table 118: All in all, I am inclined to think that I am a failure.

Response	6	8	10	12	Total	
NO!	55.4	48.1	45.5	47.9	49.5	
no	26.6	31.6	34.7	34.9	31.6	
yes	13.4	14.4	13.6	12.4	13.6	
YES!	4.6	5.8	6.3	4.8	5.4	
N of Valid	2540	2478	2144	1745	8907	
N of Miss	112	59	47	48	266	

Table 119: In the past year, have you felt depressed or sad MOST days, even if you felt okay sometimes?

Response	6	8	10	12	Total	
NO!	33.3	33.8	29.5	31.0	32.0	
no	22.9	24.2	26.5	29.5	25.5	
yes	29.8	26.8	28.2	26.8	28.0	
YES!	14.0	15.2	15.8	12.7	14.5	
N of Valid	2571	2491	2149	1747	8958	
N of Miss	83	47	42	46	218	

Table 120: It is all right to beat up people if they start the fight.





Response	6	8	10	12	Total	
NO!	51.0	30.9	23.1	26.8	34.0	
no	20.7	22.8	22.3	21.6	21.8	
yes	17.0	25.4	28.8	28.2	24.4	
YES!	11.3	20.9	25.8	23.4	19.8	
N of Valid	2575	2489	2147	1749	8960	
N of Miss	78	42	45	42	207	

Table 121: I think it is okay to take something without asking if you can get away with it.





Response	6	8	10	12	Total	
NO!	80.8	62.7	54.7	57.0	64.9	
no	16.6	30.4	36.9	36.3	29.1	
yes	2.0	5.3	6.2	5.7	4.6	
YES!	0.6	1.6	2.2	1.0	1.4	
N of Valid	2561	2485	2143	1748	8937	
N of Miss	93	53	49	45	240	

Table 122: Sometimes we don't know what we will do as adults, but we may have an idea. Please answer how true these statements may be for you. WHEN I AM AN ADULT I WILL: smoke cigarettes.





Response	6	8	10	12	Total	
NO!	85.8	78.4	71.9	67.8	76.9	
no	11.3	16.5	19.1	18.8	16.1	
yes	2.4	3.8	6.8	10.0	5.3	
YES!	0.6	1.2	2.1	3.4	1.7	
N of Valid	2573	2485	2144	1749	8951	
N of Miss	83	51	47	43	224	

Table 123: Sometimes we don't know what we will do as adults, but we may have an idea. Please answer how true these statements may be for you. WHEN I AM AN ADULT I WILL: drink beer, wine, or liquor.





Response	6	8	10	12	Total	
NO!	65.3	46.3	29.7	23.0	43.2	
no	18.6	21.9	19.8	16.6	19.4	
yes	14.5	26.6	38.9	41.9	29.1	
YES!	1.6	5.2	11.7	18.5	8.3	
N of Valid	2560	2482	2141	1750	8933	
N of Miss	92	53	49	42	236	

Table 124: Sometimes we don't know what we will do as adults, but we may have an idea. Please answer how true these statements may be for you. WHEN I AM AN ADULT I WILL: smoke marijuana.





Response	6	8	10	12	Total	
NO!	92.9	83.8	69.5	62.8	78.9	
no	5.8	10.5	18.0	20.4	12.9	
yes	0.7	3.7	7.8	10.3	5.1	
YES!	0.5	1.9	4.7	6.4	3.1	
N of Valid	2566	2486	2145	1752	8949	
N of Miss	89	51	47	41	228	

Table 125: Sometimes we don't know what we will do as adults, but we may have an idea. Please answer how true these statements may be for you. WHEN I AM AN ADULT I WILL: use LSD, cocaine, amphetamines or another illegal drug.





Response	6	8	10	12	Total	
NO!	94.9	92.6	88.4	88.0	91.4	
no	4.8	6.7	10.1	9.3	7.5	
yes	0.2	0.3	1.0	1.8	0.7	
YES!	0.1	0.4	0.6	0.9	0.5	
N of Valid	2571	2487	2147	1750	8955	
N of Miss	85	51	45	42	223	

Table 126: How much do you think people risk harming themselves (physically or in other ways) if they: smoked one or more packs of cigarettes per day?

Response	6	8	10	12	Total	
No risk	9.3	5.3	3.7	3.9	5.8	
Slight risk	5.5	5.9	6.1	6.4	5.9	
Moderate risk	16.4	18.7	19.6	18.4	18.2	
Great risk	68.9	70.1	70.6	71.3	70.1	
N of Valid	2534	2458	2132	1731	8855	
N of Miss	118	75	59	57	309	

Table 127: How much do you think people risk harming themselves (physically or in other ways) if they: try marijuana once or twice?

Response	6	8	10	12	Total	
No risk	11.5	12.1	22.7	32.9	18.5	
Slight risk	18.2	22.1	28.9	28.4	23.8	
Moderate risk	26.7	25.4	20.6	17.5	23.1	
Great risk	43.7	40.5	27.7	21.3	34.5	
N of Valid	2523	2452	2126	1730	8831	
N of Miss	129	81	64	62	336	

Table 128: How much do you think people risk harming themselves (physically or in other ways) if they: smoke marijuana regularly?

Response	6	8	10	12	Total	
No risk	10.0	7.8	10.9	14.2	10.4	
Slight risk	3.5	6.0	13.2	18.9	9.5	
Moderate risk	9.4	13.4	19.9	20.5	15.2	
Great risk	77.0	72.8	56.0	46.4	64.8	
N of Valid	2505	2435	2109	1721	8770	
N of Miss	147	100	83	71	401	

Table 129: How much do you think people risk harming themselves (physically or in other ways) if they: take one or two drinks of an alcoholic beverage (beer, wine, liquor) nearly every day?


Response	6	8	10	12	Total	
No risk	11.4	10.2	9.5	12.2	10.8	
Slight risk	17.9	21.0	24.0	23.8	21.4	
Moderate risk	27.7	29.4	32.3	31.4	30.0	
Great risk	43.0	39.4	34.2	32.6	37.9	
N of Valid	2516	2449	2126	1735	8826	
N of Miss	136	83	65	57	341	

Table 130: How much do you think people risk harming themselves (physically or in other ways) if they: have five or more drinks once or twice each weekend?


Response	6	8	10	12	Total	
No risk	10.1	6.7	6.3	8.0	7.8	
Slight risk	8.7	11.6	14.2	16.4	12.3	
Moderate risk	22.5	24.4	28.4	30.6	26.1	
Great risk	58.6	57.3	51.1	45.0	53.7	
N of Valid	2525	2455	2127	1734	8841	
N of Miss	132	81	63	59	335	

Table 131: Have you ever used smokeless tobacco (chew, snuff, plug, dipping tobacco, or chewing tobacco)?


Response	6	8	10	12	Total	
Never	94.5	87.8	79.8	75.4	85.4	
Once or Twice	4.2	7.4	9.7	11.2	7.8	
Once in a while but not regularly	0.7	1.9	4.2	5.8	2.9	
Regularly in the past	0.4	1.6	2.2	2.7	1.6	
Regularly now	0.3	1.2	4.1	4.9	2.4	
N of Valid	2546	2474	2137	1735	8892	
N of Miss	110	64	56	57	287	

Table 132: How often have you taken smokeless tobacco during the past 30 days?

Response	6	8	10	12	Total	
Not at all	98.9	95.6	90.7	90.0	94.3	
Once or twice	0.7	2.4	3.8	3.1	2.4	
Once or twice per week	0.2	0.5	0.8	1.1	0.6	
Three to five times per week	0.0	0.5	0.9	0.8	0.5	
About once a day	0.0	0.4	0.8	0.7	0.5	
More than once a day	0.1	0.6	2.9	4.3	1.7	
N of Valid	2541	2468	2137	1736	8882	
N of Miss	116	70	55	57	298	

Table 133: Have you ever smoked cigarettes?

Response	6	8	10	12	Total	
Never	92.9	82.2	68.7	57.2	77.1	
Once or Twice	5.8	11.2	14.3	16.1	11.3	
Once in a while but not regularly	0.6	3.4	9.2	11.8	5.6	
Regularly in the past	0.5	1.8	3.8	5.5	2.6	
Regularly now	0.2	1.4	4.0	9.5	3.3	
N of Valid	2544	2469	2138	1735	8886	
N of Miss	112	68	54	55	289	

Table 134: How frequently have you smoked cigarettes during the past 30 days?

Response	6	8	10	12	Total	
Not at all	99.1	95.1	87.7	79.7	91.5	
Less than one cigarette per day	0.7	3.3	6.6	9.3	4.5	
One to five cigarettes per day	0.1	1.1	3.5	6.0	2.3	
About one-half pack per day	0.1	0.3	1.5	2.8	1.0	
About one pack per day	0.0	0.0	0.4	1.9	0.5	
About one and one-half packs per day	0.0	0.1	0.2	0.3	0.1	
Two packs or more per day	0.0	0.0	0.1	0.1	0.1	
N of Valid	2547	2474	2137	1736	8894	
N of Miss	108	64	56	56	284	

Table 135: Which statement best describes rules about smoking inside your home?






Response	6	8	10	12	Total	
Smoking is not allowed anywhere inside your home	71.1	71.4	72.1	75.7	72.3	
Smoking is allowed in some places and at some times	7.1	6.8	6.3	5.8	6.6	
Smoking is allowed anywhere inside the home	2.6	3.0	4.1	3.9	3.3	
There are no rules about smoking inside the home	4.9	5.6	7.0	7.5	6.1	
I don't know	14.4	13.1	10.5	7.1	11.7	
N of Valid	2521	2461	2133	1736	8851	
N of Miss	129	74	57	55	315	

Table 136: Which statement best describes rules about smoking in your family cars?







Response	6	8	10	12	Total	
Smoking is never allowed in any car	65.3	62.0	61.5	63.1	63.0	
Smoking is allowed sometimes or in some cars	11.5	12.1	12.0	13.3	12.1	
Smoking is allowed in any car anytime	2.9	4.9	5.5	5.7	4.6	
There are no rules about smoking in the car	6.5	7.9	9.4	9.5	8.2	
We do not have a family car	0.8	0.6	0.7	1.8	0.9	
I don't know	13.0	12.5	10.9	6.6	11.1	
N of Valid	2520	2455	2132	1734	8841	
N of Miss	131	78	61	58	328	

Table 137: During this school year, were you taught in any of your classes about the dangers of tobacco use?

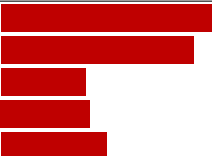
Response	6	8	10	12	Total	
Strongly agree	53.3	35.8	19.5	13.0	32.3	
Agree	24.3	32.4	32.5	28.3	29.3	
Disagree	5.1	8.1	16.2	19.1	11.4	
Strongly disagree	4.4	7.8	15.6	24.9	12.1	
I don't know	12.9	15.9	16.3	14.7	14.9	
N of Valid	2465	2413	2104	1704	8686	
N of Miss	183	122	86	89	480	

Table 138: During the past 12 months, have you participated in any community activities to discourage people your age from using cigarettes, chewing tobacco, snuff, dip or cigars?

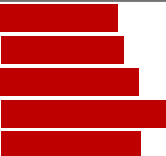
Response	6	8	10	12	Total	
Strongly agree	26.2	17.4	10.7	10.3	16.8	
Agree	18.5	20.7	17.2	12.7	17.6	
Disagree	13.8	18.1	25.0	27.0	20.3	
Strongly disagree	17.8	21.1	27.8	35.9	24.7	
I don't know	23.6	22.8	19.4	14.2	20.5	
N of Valid	2449	2406	2115	1714	8684	
N of Miss	206	130	76	78	490	

Table 139: On how many occasions have you had alcoholic beverages (beer, wine or hard liquor) to drink in your lifetime - more than just a few sips?


Response	6	8	10	12	Total	
0	86.4	69.7	47.8	33.1	62.1	
1-2	9.0	14.8	16.4	13.7	13.3	
3-5	2.2	5.9	11.1	11.0	7.1	
6-9	1.1	3.2	6.5	8.9	4.5	
10-19	0.7	2.6	7.2	10.7	4.7	
20-39	0.4	1.6	3.9	8.0	3.1	
40+	0.3	2.4	7.0	14.6	5.3	
N of Valid	2547	2466	2132	1738	8883	
N of Miss	107	68	60	54	289	

Table 140: On how many occasions have you had beer, wine or hard liquor to drink during the past 30 days?


Response	6	8	10	12	Total	
0	97.2	90.3	77.4	64.2	84.1	
1-2	2.2	6.3	11.7	17.3	8.5	
3-5	0.4	1.5	4.6	8.9	3.4	
6-9	0.2	1.0	3.1	4.9	2.0	
10-19	0.0	0.6	2.3	3.2	1.4	
20-39	0.0	0.2	0.4	0.8	0.3	
40+	0.0	0.2	0.5	0.8	0.3	
N of Valid	2543	2464	2125	1730	8862	
N of Miss	113	72	67	57	309	

Table 141: On how many occasions have you used marijuana (grass, pot) or hashish (hash, hash oil) in your lifetime?


Response	6	8	10	12	Total	
0	98.7	91.8	79.0	63.7	85.2	
1-2	0.8	2.9	5.5	7.6	3.8	
3-5	0.2	1.2	3.1	4.3	2.0	
6-9	0.1	1.1	2.3	4.6	1.8	
10-19	0.0	0.8	2.1	4.1	1.5	
20-39	0.1	0.7	2.1	2.8	1.3	
40+	0.1	1.5	6.0	12.9	4.4	
N of Valid	2546	2462	2119	1727	8854	
N of Miss	111	74	72	65	322	

Table 142: On how many occasions have you used marijuana (grass, pot) or hashish (hash, hash oil) during the past 30 days?


Response	6	8	10	12	Total	
0	99.7	96.4	89.5	82.8	93.1	
1-2	0.0	1.5	3.3	6.2	2.4	
3-5	0.2	0.7	1.9	2.1	1.1	
6-9	0.1	0.4	1.3	1.7	0.8	
10-19	0.0	0.5	1.4	2.0	0.8	
20-39	0.0	0.2	0.9	1.6	0.6	
40+	0.0	0.2	1.6	3.7	1.2	
N of Valid	2545	2462	2123	1733	8863	
N of Miss	112	75	68	59	314	

Table 143: On how many occasions have you used LSD or other psychedelics in your lifetime?


Response	6	8	10	12	Total	
0	99.9	99.3	97.9	95.7	98.5	
1-2	0.0	0.4	1.1	2.1	0.8	
3-5	0.0	0.2	0.3	1.0	0.4	
6-9	0.0	0.0	0.2	0.5	0.1	
10-19	0.0	0.0	0.2	0.3	0.1	
20-39	0.0	0.0	0.2	0.2	0.1	
40+	0.0	0.0	0.0	0.2	0.0	
N of Valid	2538	2459	2124	1735	8856	
N of Miss	119	79	68	57	323	

Table 144: On how many occasions have you used LSD or other psychedelics during the past 30 days?


Response	6	8	10	12	Total	
0	100.0	99.9	99.4	98.3	99.5	
1-2	0.0	0.1	0.5	1.2	0.4	
3-5	0.0	0.0	0.0	0.1	0.0	
6-9	0.0	0.0	0.0	0.2	0.0	
10-19	0.0	0.0	0.0	0.1	0.0	
20-39	0.0	0.0	0.1	0.1	0.0	
40+	0.0	0.0	0.0	0.1	0.0	
N of Valid	2537	2458	2128	1735	8858	
N of Miss	119	80	64	57	320	

Table 145: On how many occasions have you used cocaine or crack in your lifetime?


Response	6	8	10	12	Total	
0	99.7	99.0	98.2	96.6	98.6	
1-2	0.2	0.6	1.0	1.2	0.7	
3-5	0.1	0.1	0.3	0.9	0.3	
6-9	0.0	0.2	0.1	0.4	0.2	
10-19	0.0	0.0	0.1	0.2	0.1	
20-39	0.0	0.0	0.2	0.3	0.1	
40+	0.0	0.1	0.1	0.3	0.1	
N of Valid	2543	2457	2124	1731	8855	
N of Miss	114	81	69	61	325	

Table 146: On how many occasions have you used cocaine or crack during the past 30 days?



Response	6	8	10	12	Total	
0	100.0	99.7	99.8	99.1	99.7	
1-2	0.0	0.2	0.2	0.5	0.2	
3-5	0.0	0.0	0.0	0.1	0.0	
6-9	0.0	0.0	0.0	0.1	0.0	
10-19	0.0	0.0	0.0	0.1	0.0	
20-39	0.0	0.0	0.0	0.1	0.0	
40+	0.0	0.0	0.0	0.0	0.0	
N of Valid	2537	2454	2126	1730	8847	
N of Miss	119	84	66	61	330	

Table 147: On how many occasions have you sniffed glue, breathed the contents of an aerosol spray can, or inhaled other gases or sprays, in order to get high in your lifetime?








Response	6	8	10	12	Total	
0	93.4	88.8	87.9	88.7	89.9	
1-2	4.7	6.3	6.5	5.4	5.7	
3-5	0.9	2.0	2.4	2.8	1.9	
6-9	0.4	1.0	1.2	0.7	0.8	
10-19	0.2	0.7	0.9	1.3	0.7	
20-39	0.1	0.4	0.3	0.3	0.3	
40+	0.3	0.8	0.8	0.8	0.7	
N of Valid	2538	2456	2127	1734	8855	
N of Miss	114	80	65	58	317	

Table 148: On how many occasions have you sniffed glue, breathed the contents of an aerosol spray can, or inhaled other gases or sprays, in order to get high during the past 30 days?








Response	6	8	10	12	Total	
0	97.9	96.5	96.8	97.8	97.2	
1-2	1.5	2.1	1.9	1.3	1.7	
3-5	0.3	0.8	0.8	0.4	0.6	
6-9	0.2	0.3	0.2	0.2	0.2	
10-19	0.0	0.1	0.1	0.1	0.1	
20-39	0.0	0.1	0.0	0.1	0.1	
40+	0.0	0.1	0.0	0.1	0.1	
N of Valid	2536	2452	2125	1728	8841	
N of Miss	120	86	67	64	337	

Table 149: On how many occasions have you used phenoxydine (pox, px, breeze) in your lifetime?


Response	6	8	10	12	Total	
0	100.0	100.0	100.0	100.0	100.0	
1-2	0.0	0.0	0.0	0.0	0.0	
3-5	0.0	0.0	0.0	0.0	0.0	
6-9	0.0	0.0	0.0	0.0	0.0	
10-19	0.0	0.0	0.0	0.0	0.0	
20-39	0.0	0.0	0.0	0.0	0.0	
40+	0.0	0.0	0.0	0.0	0.0	
N of Valid	2523	2452	2124	1729	8828	
N of Miss	134	86	68	63	351	

Table 150: On how many occasions have you used phenoxydine (pox, px, breeze) during the past 30 days?


Response	6	8	10	12	Total	
0	100.0	100.0	100.0	100.0	100.0	
1-2	0.0	0.0	0.0	0.0	0.0	
3-5	0.0	0.0	0.0	0.0	0.0	
6-9	0.0	0.0	0.0	0.0	0.0	
10-19	0.0	0.0	0.0	0.0	0.0	
20-39	0.0	0.0	0.0	0.0	0.0	
40+	0.0	0.0	0.0	0.0	0.0	
N of Valid	2522	2448	2123	1725	8818	
N of Miss	135	90	69	65	359	

Table 151: On how many occasions have you used sedatives (tranquilizers, such as Valium or Xanax, barbiturates, or sleeping pills) without a doctor telling you to take them, in your lifetime?








Response	6	8	10	12	Total	
0	95.7	91.6	86.1	82.1	89.6	
1-2	3.0	3.7	4.5	5.3	4.0	
3-5	0.8	1.9	3.3	3.7	2.3	
6-9	0.3	1.3	1.7	2.6	1.3	
10-19	0.0	0.8	1.3	2.0	0.9	
20-39	0.0	0.3	0.9	1.5	0.6	
40+	0.2	0.4	2.2	2.8	1.2	
N of Valid	2527	2451	2124	1722	8824	
N of Miss	128	84	67	69	348	

Table 152: On how many occasions have you used sedatives (tranquilizers, such as Valium or Xanax, barbiturates, or sleeping pills) without a doctor telling you to take them, during the past 30 days?








Response	6	8	10	12	Total	
0	98.6	96.2	93.7	93.3	95.7	
1-2	1.1	2.5	3.1	3.4	2.4	
3-5	0.1	0.7	1.7	1.4	0.9	
6-9	0.2	0.2	0.6	0.8	0.4	
10-19	0.0	0.2	0.5	0.7	0.3	
20-39	0.0	0.1	0.3	0.2	0.1	
40+	0.0	0.0	0.2	0.2	0.1	
N of Valid	2530	2456	2126	1725	8837	
N of Miss	126	82	65	66	339	

Table 153: On how many occasions have you used methamphetamines (meth, speed, crank, crystal meth) in your lifetime?







Response	6	8	10	12	Total	
0	99.8	99.1	98.5	97.9	98.9	
1-2	0.1	0.5	0.7	0.9	0.5	
3-5	0.0	0.2	0.3	0.3	0.2	
6-9	0.0	0.1	0.1	0.2	0.1	
10-19	0.0	0.0	0.1	0.3	0.1	
20-39	0.0	0.0	0.0	0.1	0.0	
40+	0.0	0.1	0.2	0.2	0.1	
N of Valid	2532	2450	2123	1726	8831	
N of Miss	125	88	68	65	346	

Table 154: On how many occasions have you used methamphetamines (meth, speed, crank, crystal meth) in the past 30 days?





Response	6	8	10	12	Total	
0	99.9	99.6	99.4	99.2	99.6	
1-2	0.0	0.2	0.3	0.4	0.2	
3-5	0.0	0.0	0.1	0.1	0.1	
6-9	0.0	0.0	0.0	0.1	0.0	
10-19	0.0	0.0	0.0	0.1	0.0	
20-39	0.0	0.1	0.0	0.0	0.0	
40+	0.0	0.0	0.1	0.1	0.1	
N of Valid	2532	2448	2128	1720	8828	
N of Miss	125	90	64	71	350	

Table 155: On how many occasions have you used stimulants, other than Methamphetamines (such as amphetamines, Ritalin or Dexedrine) without a doctor telling you to take them, in your lifetime?








Response	6	8	10	12	Total	
0	99.8	98.9	96.9	93.6	97.7	
1-2	0.2	0.6	1.1	2.0	0.9	
3-5	0.0	0.2	0.7	1.3	0.5	
6-9	0.0	0.1	0.5	0.3	0.2	
10-19	0.0	0.1	0.1	1.5	0.3	
20-39	0.0	0.0	0.3	0.3	0.1	
40+	0.0	0.0	0.3	0.9	0.3	
N of Valid	2526	2450	2123	1723	8822	
N of Miss	131	88	68	68	355	

Table 156: On how many occasions have you used stimulants, other than Methamphetamines (such as amphetamines, Ritalin or Dexedrine) without a doctor telling you to take them, during the past 30 days?





Response	6	8	10	12	Total	
0	99.9	99.7	98.8	97.3	99.1	
1-2	0.1	0.2	0.8	2.1	0.7	
3-5	0.0	0.0	0.2	0.4	0.1	
6-9	0.0	0.0	0.0	0.0	0.0	
10-19	0.0	0.0	0.1	0.2	0.1	
20-39	0.0	0.0	0.1	0.0	0.0	
40+	0.0	0.0	0.0	0.1	0.0	
N of Valid	2521	2449	2125	1722	8817	
N of Miss	136	89	66	69	360	

Table 157: On how many occasions have you used heroin or other opiates in your lifetime?






Response	6	8	10	12	Total	
0	99.8	99.3	99.0	98.4	99.2	
1-2	0.1	0.3	0.5	0.8	0.4	
3-5	0.0	0.2	0.1	0.0	0.1	
6-9	0.0	0.1	0.2	0.5	0.2	
10-19	0.0	0.1	0.0	0.2	0.1	
20-39	0.0	0.0	0.1	0.1	0.0	
40+	0.0	0.0	0.0	0.1	0.0	
N of Valid	2520	2452	2126	1727	8825	
N of Miss	137	86	66	65	354	

Table 158: On how many occasions have you used heroin or other opiates during the past 30 days?

Response	6	8	10	12	Total	
0	99.9	99.8	99.9	99.7	99.8	
1-2	0.1	0.1	0.0	0.1	0.1	
3-5	0.0	0.0	0.1	0.1	0.0	
6-9	0.0	0.0	0.0	0.2	0.0	
10-19	0.0	0.0	0.0	0.0	0.0	
20-39	0.0	0.0	0.0	0.0	0.0	
40+	0.0	0.0	0.0	0.0	0.0	
N of Valid	2516	2450	2126	1723	8815	
N of Miss	141	88	66	69	364	

Table 159: On how many occasions have you used MDMA ('X', 'E', or ecstasy) in your lifetime?

Response	6	8	10	12	Total	
0	99.9	99.3	96.7	94.8	97.9	
1-2	0.1	0.5	1.6	2.7	1.1	
3-5	0.0	0.0	0.8	1.2	0.4	
6-9	0.0	0.0	0.3	0.6	0.2	
10-19	0.0	0.0	0.4	0.5	0.2	
20-39	0.0	0.1	0.1	0.2	0.1	
40+	0.0	0.0	0.2	0.1	0.1	
N of Valid	2505	2447	2124	1727	8803	
N of Miss	152	90	68	64	374	

Table 160: On how many occasions have you used MDMA ('X', 'E', or ecstasy) during the past 30 days?

Response	6	8	10	12	Total	
0	100.0	99.8	99.2	99.1	99.6	
1-2	0.0	0.2	0.5	0.6	0.3	
3-5	0.0	0.0	0.1	0.1	0.1	
6-9	0.0	0.0	0.1	0.1	0.0	
10-19	0.0	0.0	0.0	0.1	0.0	
20-39	0.0	0.0	0.0	0.0	0.0	
40+	0.0	0.0	0.0	0.0	0.0	
N of Valid	2498	2442	2122	1720	8782	
N of Miss	159	96	70	71	396	

Table 161: On how many occasions have you taken prescription drugs (such as Valium, Xanax, Ritalin, Adderall, OxyContin, Darvocet, or sleeping pills) on your own-that is, without a doctor telling you to take them in your lifetime?








Response	6	8	10	12	Total	
0	97.7	92.7	85.1	77.9	89.4	
1-2	1.3	3.7	5.9	6.9	4.2	
3-5	0.4	1.4	3.1	4.9	2.2	
6-9	0.2	0.6	1.8	2.7	1.2	
10-19	0.1	0.6	1.3	2.5	1.0	
20-39	0.2	0.2	0.8	1.7	0.7	
40+	0.2	0.7	2.0	3.4	1.4	
N of Valid	2522	2446	2126	1722	8816	
N of Miss	135	89	66	68	358	

Table 162: On how many occasions have you taken prescription drugs (such as Valium, Xanax, Ritalin, Adderall, OxyContin, Darvocet, or sleeping pills) on your own-that is, without a doctor telling you to take them during the past 30 days?








Response	6	8	10	12	Total	
0	98.8	96.8	93.3	91.1	95.4	
1-2	0.8	2.0	3.9	4.9	2.7	
3-5	0.2	0.5	1.3	1.9	0.9	
6-9	0.1	0.2	0.4	1.0	0.4	
10-19	0.1	0.2	0.5	0.7	0.3	
20-39	0.0	0.2	0.2	0.2	0.2	
40+	0.1	0.2	0.4	0.1	0.2	
N of Valid	2520	2448	2128	1725	8821	
N of Miss	137	90	65	66	358	

Table 163: On how many occasions have you taken non-prescription medicines such as diet pills (for example, Dietac, Dexatrim or Prolamine), stay-awake pills (for example No-Doz, Vivarin, or Wake), or cough or cold medicines (robos, DXM, etc.) to get high in your lifetime?








Response	6	8	10	12	Total	
0	98.0	96.2	92.7	90.2	94.7	
1-2	0.7	1.4	2.4	3.1	1.8	
3-5	0.4	0.7	1.6	1.9	1.1	
6-9	0.1	0.6	1.0	1.2	0.7	
10-19	0.3	0.4	0.5	1.6	0.6	
20-39	0.1	0.1	0.8	0.8	0.4	
40+	0.4	0.5	0.9	1.3	0.7	
N of Valid	2516	2446	2126	1727	8815	
N of Miss	139	92	67	63	361	

Table 164: On how many occasions have you taken non-prescription medicines such as diet pills (for example, Dietac, Dexatrim or Prolamine), stay-awake pills (for example No-Doz, Vivarin, or Wake), or cough or cold medicines (robos, DXM, etc.) to get high during the past 30 days?







Response	6	8	10	12	Total	
0	98.8	97.9	96.6	96.0	97.5	
1-2	0.7	1.4	2.3	1.7	1.5	
3-5	0.3	0.3	0.5	1.3	0.6	
6-9	0.1	0.3	0.2	0.5	0.3	
10-19	0.0	0.1	0.2	0.4	0.2	
20-39	0.0	0.0	0.0	0.0	0.0	
40+	0.0	0.0	0.1	0.1	0.1	
N of Valid	2513	2445	2124	1723	8805	
N of Miss	143	92	69	70	374	

Table 165: On how many occasions have you been drunk or very high from drinking alcoholic beverages during the past 30 days?








Response	6	8	10	12	Total	
0	98.9	95.2	86.2	76.0	90.3	
1-2	0.6	2.9	6.7	13.2	5.2	
3-5	0.4	0.9	2.9	5.3	2.1	
6-9	0.0	0.6	1.7	2.2	1.0	
10-19	0.0	0.2	1.2	1.9	0.7	
20-39	0.0	0.1	0.5	0.5	0.2	
40+	0.0	0.2	0.8	1.1	0.5	
N of Valid	2519	2445	2121	1714	8799	
N of Miss	138	90	72	76	376	

Table 166: On how many occasions have you drunk flavored alcoholic beverages, sometimes called 'alcopops' (like Mike's Hard Lemonade, Smirnoff Ice, Bacardi Breezers, etc.) in your lifetime?








Response	6	8	10	12	Total	
0	93.1	80.8	61.8	47.5	73.2	
1-2	5.0	9.2	12.9	14.1	9.8	
3-5	1.3	4.3	8.8	10.4	5.7	
6-9	0.3	1.9	6.3	9.8	4.0	
10-19	0.2	1.6	4.2	6.3	2.7	
20-39	0.1	0.9	2.0	4.1	1.5	
40+	0.0	1.3	4.1	7.9	2.9	
N of Valid	2520	2445	2120	1718	8803	
N of Miss	135	86	69	68	358	

Table 167: On how many occasions have you drunk flavored alcoholic beverages, sometimes called 'alcopops' (like Mike's Hard Lemonade, Smirnoff Ice, Bacardi Breezers, etc.) during the past 30 days?


Response	6	8	10	12	Total	
0	97.9	93.3	85.5	77.6	89.7	
1-2	1.6	4.0	8.5	14.3	6.4	
3-5	0.3	1.4	2.7	4.3	2.0	
6-9	0.1	0.6	1.9	2.1	1.1	
10-19	0.0	0.1	0.8	0.9	0.4	
20-39	0.0	0.2	0.4	0.2	0.2	
40+	0.0	0.4	0.3	0.5	0.3	
N of Valid	2515	2449	2126	1727	8817	
N of Miss	142	87	66	65	360	

Table 168: Think back over the last two weeks. How many times have you had five or more alcoholic drinks in a row?


Response	6	8	10	12	Total	
None	98.1	94.5	87.4	80.2	91.0	
Once	1.0	2.8	4.5	7.6	3.6	
Twice	0.4	1.4	3.7	5.1	2.4	
3-5 times	0.4	0.6	2.8	4.9	1.9	
6-9 times	0.0	0.4	0.7	0.9	0.5	
10 or more times	0.0	0.4	1.0	1.3	0.6	
N of Valid	2497	2428	2099	1716	8740	
N of Miss	160	109	94	77	440	

Table 169: During the past 30 days, how many times did you ride in a car or other vehicle driven by someone who had been drinking alcohol?


Response	6	8	10	12	Total	
0 times	87.3	83.9	82.7	82.3	84.3	
1 time	7.1	7.4	8.3	7.6	7.6	
2 or 3 times	3.4	5.3	5.8	6.5	5.1	
4 or 5 times	0.6	1.2	1.2	1.7	1.2	
6 or more times	1.6	2.1	1.9	1.9	1.9	
N of Valid	2476	2421	2097	1716	8710	
N of Miss	178	115	96	77	466	

Table 170: During the past 30 days, how many times did you drive a car or other vehicle when you had been drinking alcohol?







Response	6	8	10	12	Total	
I did not drive a car in the past 30 days	51.8	53.2	34.2	16.1	40.7	
0 times	47.0	45.5	62.5	75.7	56.1	
1 time	0.5	0.4	1.7	4.3	1.5	
2 or 3 times	0.4	0.5	0.8	2.1	0.9	
4 or 5 times	0.2	0.1	0.4	1.1	0.4	
6 or more times	0.2	0.3	0.5	0.8	0.4	
N of Valid	2364	2341	2059	1698	8462	
N of Miss	193	121	98	85	497	

Table 171: If you drank alcohol (not just a sip or taste) in the past year, how did you usually get it?













Response	6	8	10	12	Total	
I did not drink alcohol in the past year	92.5	79.8	58.7	42.0	70.9	
I bought it myself with a fake ID	0.0	0.2	0.2	0.5	0.2	
I bought it myself without a fake ID	0.0	0.1	0.3	0.7	0.2	
I got it from someone I know age 21 or older	1.3	4.0	12.8	23.7	9.2	
I got it from someone I know under age 21	0.3	1.9	6.1	11.4	4.3	
I got it from my brother or sister	0.1	1.2	1.5	1.3	1.0	
I got it from home with my parents' permission	1.8	3.7	6.0	6.8	4.3	
I got it from home without my parents' permission	1.2	2.8	3.8	2.0	2.4	
I got it from another relative	0.9	1.5	2.5	2.8	1.8	
A stranger bought it for me	0.1	0.4	0.3	1.1	0.4	
I took it from a store or shop	0.0	0.1	0.0	0.1	0.1	
Other	1.8	4.4	7.8	7.7	5.1	
N of Valid	2429	2375	2056	1672	8532	
N of Miss	225	140	106	93	564	

Table 172: If you drank alcohol (not just a sip or taste) in the past year, where did you usually drink it?











Response	6	8	10	12	Total	
I did not drink alcohol in the past year	93.4	80.9	59.3	42.8	71.8	
at my home	3.4	8.6	14.2	13.0	9.3	
at someone else's home	1.6	7.2	20.2	33.7	13.9	
at an open area like a park, beach, field, back road, woods, or a street corner	0.9	1.4	4.1	6.3	2.9	
at a sporting event or concert	0.0	0.3	0.3	0.7	0.3	
at a restaurant, bar, or a nightclub	0.3	0.4	0.5	1.0	0.5	
at an empty building or a construction site	0.1	0.2	0.0	0.4	0.2	
at a hotel/motel	0.2	0.3	0.4	0.8	0.4	
in a car	0.1	0.3	0.6	0.9	0.4	
at school	0.1	0.5	0.3	0.5	0.3	
N of Valid	2412	2357	2046	1639	8454	
N of Miss	241	148	107	103	599	

Table 173: During the last month, about how many marijuana cigarettes, or the equivalent, did you smoke a day, on the average?








Response	6	8	10	12	Total	
None	99.0	94.6	88.3	81.7	91.8	
Less than 1 a day	0.6	2.4	4.1	7.3	3.3	
1 a day	0.2	0.9	2.6	2.5	1.4	
2-3 a day	0.2	1.0	2.8	4.1	1.8	
4-6 a day	0.0	0.6	1.2	1.9	0.8	
7-10 a day	0.0	0.2	0.4	1.0	0.4	
11 or more a day	0.0	0.3	0.6	1.5	0.5	
N of Valid	2475	2414	2088	1702	8679	
N of Miss	181	124	103	91	499	

Table 174: How wrong would most adults (over 21) in your neighborhood think it is for kids your age: to use marijuana?





Response	6	8	10	12	Total	
Very wrong	91.4	80.6	70.0	60.6	77.2	
Wrong	5.4	11.9	17.4	20.7	13.1	
A little bit wrong	1.9	5.2	8.6	12.7	6.6	
Not wrong at all	1.2	2.4	4.0	6.0	3.2	
N of Valid	2441	2379	2075	1694	8589	
N of Miss	212	155	117	98	582	

Table 175: How wrong would most adults (over 21) in your neighborhood think it is for kids your age: to drink alcohol?





Response	6	8	10	12	Total	
Very wrong	82.6	66.5	51.8	39.4	62.2	
Wrong	9.8	17.6	23.7	26.7	18.7	
A little bit wrong	5.5	11.0	17.8	24.0	13.6	
Not wrong at all	2.1	4.9	6.6	9.9	5.5	
N of Valid	2438	2378	2074	1690	8580	
N of Miss	215	158	117	103	593	

Table 176: How wrong would most adults (over 21) in your neighborhood think it is for kids your age: to smoke cigarettes?





Response	6	8	10	12	Total	
Very wrong	83.5	69.9	57.1	43.8	65.5	
Wrong	10.1	16.7	23.2	24.7	18.0	
A little bit wrong	4.0	8.4	13.5	19.6	10.6	
Not wrong at all	2.4	5.0	6.3	12.0	5.9	
N of Valid	2436	2379	2076	1690	8581	
N of Miss	218	158	116	102	594	

Table 177: How much do each of the following statements describe your neighborhood? crime and/or drug selling





Response	6	8	10	12	Total	
NO!	82.6	75.0	66.0	65.0	73.0	
no	10.6	16.1	20.9	20.5	16.6	
yes	4.6	6.3	9.7	10.8	7.5	
YES!	2.3	2.6	3.3	3.7	2.9	
N of Valid	2433	2378	2075	1689	8575	
N of Miss	221	159	118	104	602	

Table 178: How much do each of the following statements describe your neighborhood? fights





Response	6	8	10	12	Total	
NO!	71.7	65.8	62.1	62.6	65.9	
no	14.6	20.7	24.5	24.6	20.6	
yes	9.6	9.9	10.8	10.4	10.1	
YES!	4.2	3.7	2.6	2.4	3.3	
N of Valid	2430	2374	2074	1687	8565	
N of Miss	224	162	118	106	610	

Table 179: How much do each of the following statements describe your neighborhood? lots of empty or abandoned buildings





Response	6	8	10	12	Total	
NO!	77.0	72.3	66.1	68.4	71.4	
no	15.8	20.2	26.3	24.3	21.2	
yes	5.3	5.6	6.3	5.3	5.6	
YES!	1.9	2.0	1.3	2.0	1.8	
N of Valid	2431	2374	2076	1688	8569	
N of Miss	223	163	117	103	606	

Table 180: How much do each of the following statements describe your neighborhood? lots of graffiti

Response	6	8	10	12	Total	
NO!	82.4	78.4	73.4	76.1	77.8	
no	12.3	17.5	23.3	21.2	18.2	
yes	3.3	2.7	2.4	1.8	2.6	
YES!	2.0	1.4	1.0	0.9	1.4	
N of Valid	2415	2375	2075	1687	8552	
N of Miss	240	163	118	106	627	

Table 181: If I had to move, I would miss the neighborhood I now live in.

Response	6	8	10	12	Total	
NO!	11.4	12.5	14.0	14.2	12.9	
no	10.0	14.4	20.1	20.8	15.8	
yes	25.2	29.5	33.6	34.9	30.3	
YES!	53.5	43.6	32.3	30.1	41.0	
N of Valid	2428	2376	2072	1689	8565	
N of Miss	224	159	119	104	606	

Table 182: My neighbors notice when I am doing a good job and let me know about it.

Response	6	8	10	12	Total	
NO!	34.0	33.4	34.9	39.1	35.1	
no	29.9	38.4	41.5	39.1	36.9	
yes	20.9	18.5	16.8	15.6	18.2	
YES!	15.2	9.7	6.8	6.2	9.9	
N of Valid	2408	2360	2070	1684	8522	
N of Miss	245	175	121	108	649	

Table 183: I like my neighborhood.


Response	6	8	10	12	Total	
NO!	8.1	9.3	11.0	10.9	9.7	
no	7.0	11.0	13.2	13.2	10.8	
yes	31.9	38.7	47.5	49.2	41.0	
YES!	53.1	40.9	28.3	26.8	38.5	
N of Valid	2408	2364	2068	1680	8520	
N of Miss	247	172	121	113	653	

Table 184: There are lots of adults in my neighborhood I could talk to about something important.


Response	6	8	10	12	Total	
NO!	21.9	23.6	26.7	30.8	25.3	
no	22.9	29.4	33.0	32.7	29.1	
yes	26.8	25.9	26.4	24.7	26.0	
YES!	28.4	21.2	13.9	11.8	19.6	
N of Valid	2409	2354	2067	1686	8516	
N of Miss	246	183	125	107	661	

Table 185: I'd like to get out of my neighborhood.


Response	6	8	10	12	Total	
NO!	58.0	46.1	32.3	29.8	42.9	
no	26.0	31.3	38.7	38.6	33.0	
yes	8.9	14.1	17.6	21.1	14.9	
YES!	7.1	8.5	11.5	10.4	9.2	
N of Valid	2404	2348	2066	1680	8498	
N of Miss	247	186	123	112	668	

Table 186: There are people in my neighborhood who are proud of me when I do something well.

Response	6	8	10	12	Total	
NO!	20.2	23.0	23.4	26.6	23.0	
no	22.8	29.0	32.6	31.4	28.6	
yes	31.0	31.4	31.9	32.1	31.6	
YES!	26.1	16.5	12.1	10.0	16.8	
N of Valid	2399	2343	2065	1684	8491	
N of Miss	255	194	127	108	684	

Table 187: There are people in my neighborhood who encourage me to do my best.

Response	6	8	10	12	Total	
NO!	18.9	21.3	23.2	26.7	22.2	
no	19.1	26.4	29.4	30.4	25.8	
yes	30.6	31.6	32.4	31.6	31.5	
YES!	31.4	20.7	15.1	11.4	20.5	
N of Valid	2398	2345	2068	1681	8492	
N of Miss	256	192	123	110	681	

Table 188: I feel safe in my neighborhood.

Response	6	8	10	12	Total	
NO!	8.2	7.9	6.4	6.2	7.3	
no	8.9	9.6	10.0	9.0	9.4	
yes	32.1	37.9	49.2	46.6	40.7	
YES!	50.9	44.6	34.4	38.2	42.6	
N of Valid	2402	2354	2065	1685	8506	
N of Miss	249	179	124	106	658	

Table 189: Which of the following activities for people your age are available in your community? sports teams?



Response	6	8	10	12	Total	
No	12.1	8.8	8.9	9.8	10.0	
Yes	87.9	91.2	91.1	90.2	90.0	
N of Valid	2409	2348	2068	1684	8509	
N of Miss	246	190	125	109	670	

Table 190: Which of the following activities for people your age are available in your community? scouting?



Response	6	8	10	12	Total	
No	34.2	41.4	39.8	38.3	38.4	
Yes	65.8	58.6	60.2	61.7	61.6	
N of Valid	2349	2305	2039	1667	8360	
N of Miss	308	233	152	123	816	

Table 191: Which of the following activities for people your age are available in your community? boys and girls clubs?



Response	6	8	10	12	Total	
No	32.6	30.6	30.4	29.7	30.9	
Yes	67.4	69.4	69.6	70.3	69.1	
N of Valid	2363	2317	2059	1669	8408	
N of Miss	292	219	134	123	768	

Table 192: Which of the following activities for people your age are available in your community? 4-H clubs?



Response	6	8	10	12	Total	
No	51.3	44.1	38.6	34.8	42.9	
Yes	48.7	55.9	61.4	65.2	57.1	
N of Valid	2266	2230	2030	1654	8180	
N of Miss	389	307	162	139	997	

Table 193: Which of the following activities for people your age are available in your community? service clubs?



Response	6	8	10	12	Total	
No	47.6	40.7	33.5	32.5	39.2	
Yes	52.4	59.3	66.5	67.5	60.8	
N of Valid	2281	2251	2034	1648	8214	
N of Miss	376	285	159	145	965	

Table 194: If a kid smoked marijuana in your neighborhood would he or she be caught by the police?





Response	6	8	10	12	Total	
NO!	11.7	14.7	17.3	25.2	16.6	
no	19.5	32.1	49.1	51.0	36.5	
yes	28.2	26.9	21.7	16.6	23.9	
YES!	40.5	26.3	11.9	7.3	23.0	
N of Valid	2369	2329	2057	1682	8437	
N of Miss	282	207	132	111	732	

Table 195: If a kid drank some beer, wine or hard liquor (for example, vodka, whiskey, or gin) in your neighborhood would he or she be caught by the police?





Response	6	8	10	12	Total	
NO!	14.7	17.9	22.6	29.2	20.4	
no	25.3	40.1	53.3	53.2	41.8	
yes	27.7	23.3	16.5	12.6	20.7	
YES!	32.3	18.6	7.6	5.1	17.1	
N of Valid	2361	2324	2060	1680	8425	
N of Miss	291	211	130	112	744	

Table 196: If a kid carried a handgun in your neighborhood would he or she be caught by the police?





Response	6	8	10	12	Total	
NO!	11.7	13.9	14.8	20.0	14.7	
no	17.6	26.3	36.2	39.4	28.9	
yes	26.4	28.8	30.0	26.1	27.9	
YES!	44.3	31.0	19.0	14.4	28.5	
N of Valid	2367	2316	2060	1676	8419	
N of Miss	285	218	131	116	750	

Table 197: If you wanted to get some cigarettes, how easy would it be for you to get some?





Response	6	8	10	12	Total	
Very hard	76.3	53.3	29.2	12.6	45.7	
Sort of hard	9.2	13.9	15.2	7.9	11.7	
Sort of easy	6.7	16.9	24.5	17.5	16.1	
Very easy	7.8	15.9	31.2	62.0	26.6	
N of Valid	2335	2334	2059	1675	8403	
N of Miss	319	202	134	118	773	

Table 198: If you wanted to get some beer, wine or hard liquor (for example, vodka, whiskey, or gin), how easy would it be for you to get some?





Response	6	8	10	12	Total	
Very hard	72.2	47.5	23.4	12.1	41.4	
Sort of hard	12.2	15.4	15.2	12.5	13.9	
Sort of easy	7.7	18.2	27.3	30.7	20.0	
Very easy	7.9	18.9	34.2	44.7	24.7	
N of Valid	2322	2328	2051	1675	8376	
N of Miss	333	208	140	117	798	

Table 199: If you wanted to get a drug like cocaine, LSD, or amphetamines, how easy would it be for you to get some?





Response	6	8	10	12	Total	
Very hard	93.6	83.3	64.7	51.2	75.2	
Sort of hard	3.4	8.4	18.2	23.9	12.5	
Sort of easy	1.1	4.9	9.3	13.4	6.6	
Very easy	1.9	3.4	7.8	11.6	5.7	
N of Valid	2320	2329	2050	1670	8369	
N of Miss	335	208	142	123	808	

Table 200: If you wanted to get a handgun, how easy would it be for you to get one?





Response	6	8	10	12	Total	
Very hard	72.8	61.6	52.0	43.3	58.7	
Sort of hard	11.6	14.4	18.2	21.4	15.9	
Sort of easy	7.2	11.9	13.6	14.7	11.5	
Very easy	8.4	12.2	16.2	20.6	13.8	
N of Valid	2320	2327	2050	1668	8365	
N of Miss	335	208	140	125	808	

Table 201: If you wanted to get some marijuana, how easy would it be for you to get some?





Response	6	8	10	12	Total	
Very hard	91.0	71.5	39.7	22.3	59.3	
Sort of hard	3.5	9.5	12.9	10.8	8.9	
Sort of easy	2.2	8.6	15.8	18.0	10.5	
Very easy	3.2	10.4	31.6	48.9	21.3	
N of Valid	2317	2328	2051	1672	8368	
N of Miss	339	208	142	121	810	

Table 202: During the past 12 months, have you participated in any alcohol prevention programs or seen any alcohol prevention messages in your school or community? Yes, a school-based program focused on preventing underage drinking and/or drinking and driving.



Response	6	8	10	12	Total	
No	56.9	66.1	75.8	79.6	68.4	
Yes	43.1	33.9	24.2	20.4	31.6	
N of Valid	2657	2538	2193	1793	9181	
N of Miss	0	0	0	0	0	

Table 203: During the past 12 months, have you participated in any alcohol prevention programs or seen any alcohol prevention messages in your school or community? Yes, a community-based program focused on preventing underage drinking and/or drinking and driving (for example, through your church or temple or through youth groups like Boys and Girls Club or 4-H).



Response	6	8	10	12	Total	
No	82.4	90.4	92.6	92.7	89.1	
Yes	17.6	9.6	7.4	7.3	10.9	
N of Valid	2657	2538	2193	1793	9181	
N of Miss	0	0	0	0	0	

Table 204: During the past 12 months, have you participated in any alcohol prevention programs or seen any alcohol prevention messages in your school or community? Yes, a media campaign addressing underage drinking and/or drinking and driving (for example, newspaper ads, posters, pamphlets, radio, TV).



Response	6	8	10	12	Total	
No	81.2	85.5	87.3	85.6	84.7	
Yes	18.8	14.5	12.7	14.4	15.3	
N of Valid	2657	2538	2193	1793	9181	
N of Miss	0	0	0	0	0	

Table 205: During the past 12 months, have you participated in any alcohol prevention programs or seen any alcohol prevention messages in your school or community? No



Response	6	8	10	12	Total	
No	61.1	49.3	39.0	39.3	48.3	
Yes	38.9	50.7	61.0	60.7	51.7	
N of Valid	2657	2538	2193	1793	9181	
N of Miss	0	0	0	0	0	

Table 206: How wrong do your parents feel it would be for YOU to: drink beer, wine or hard liquor (for example, vodka, whiskey or gin) regularly?





Response	6	8	10	12	Total	
Very wrong	90.4	79.8	66.3	52.0	74.0	
Wrong	6.2	11.9	19.5	23.0	14.3	
A little bit wrong	2.6	6.7	11.8	18.3	9.1	
Not wrong at all	0.9	1.6	2.4	6.7	2.6	
N of Valid	2380	2325	2043	1672	8420	
N of Miss	275	209	148	120	752	

Table 207: How wrong do your parents feel it would be for YOU to: smoke cigarettes?





Response	6	8	10	12	Total	
Very wrong	94.2	87.9	79.5	66.8	83.5	
Wrong	4.2	8.0	13.3	18.9	10.4	
A little bit wrong	1.2	2.8	5.2	9.0	4.1	
Not wrong at all	0.4	1.3	2.1	5.3	2.0	
N of Valid	2380	2329	2046	1669	8424	
N of Miss	276	206	147	123	752	

Table 208: How wrong do your parents feel it would be for YOU to: smoke marijuana?





Response	6	8	10	12	Total	
Very wrong	98.0	92.8	84.5	77.8	89.3	
Wrong	1.5	4.0	8.5	11.1	5.8	
A little bit wrong	0.3	1.9	4.7	6.5	3.0	
Not wrong at all	0.2	1.3	2.4	4.6	1.9	
N of Valid	2361	2319	2038	1664	8382	
N of Miss	293	217	152	128	790	

Table 209: How wrong do your parents feel it would be for YOU to: steal something worth more than \$5?





Response	6	8	10	12	Total	
Very wrong	89.1	85.1	83.6	81.3	85.1	
Wrong	8.8	11.2	12.1	13.8	11.2	
A little bit wrong	1.9	2.6	3.1	3.4	2.7	
Not wrong at all	0.2	1.1	1.2	1.5	1.0	
N of Valid	2369	2319	2041	1668	8397	
N of Miss	286	215	152	125	778	

Table 210: How wrong do your parents feel it would be for YOU to: draw graffiti, write things, or draw pictures on buildings or other property (without the owner's permission)?





Response	6	8	10	12	Total	
Very wrong	91.8	86.0	82.6	78.5	85.3	
Wrong	5.7	8.7	11.9	13.6	9.6	
A little bit wrong	1.6	3.6	3.8	5.8	3.5	
Not wrong at all	0.9	1.8	1.7	2.0	1.6	
N of Valid	2365	2323	2046	1671	8405	
N of Miss	288	213	147	122	770	

Table 211: How wrong do your parents feel it would be for YOU to: pick a fight with someone?





Response	6	8	10	12	Total	
Very wrong	74.5	61.3	57.2	53.5	62.5	
Wrong	16.5	21.1	23.7	26.4	21.5	
A little bit wrong	6.8	13.3	15.5	15.4	12.4	
Not wrong at all	2.3	4.4	3.6	4.6	3.7	
N of Valid	2369	2324	2044	1666	8403	
N of Miss	284	209	148	127	768	

Table 212: During the past 12 months, have you talked with at least one of your parents about the dangers of underage drinking and/or drinking and driving? By parents, we mean either your biological parents, adoptive parents, stepparents, or adult guardians - whether or not they live with you.



Response	6	8	10	12	Total	
No	49.7	58.3	58.2	58.1	55.9	
Yes	50.3	41.7	41.8	41.9	44.1	
N of Valid	2272	2280	2015	1646	8213	
N of Miss	383	256	178	147	964	

Table 213: Have any of your brothers or sisters ever: drunk beer, wine or hard liquor (for example, vodka, whiskey or gin)?




Response	6	8	10	12	Total	
No	74.9	60.1	45.0	36.5	55.9	
Yes	20.8	35.8	49.7	58.2	39.4	
I don't have any brothers or sisters	4.3	4.1	5.3	5.3	4.7	
N of Valid	2355	2306	2038	1666	8365	
N of Miss	300	232	153	127	812	

Table 214: Have any of your brothers or sisters ever: smoked marijuana?




Response	6	8	10	12	Total	
No	91.6	84.0	68.0	58.1	77.1	
Yes	4.2	11.9	26.7	36.6	18.3	
I don't have any brothers or sisters	4.2	4.1	5.3	5.4	4.7	
N of Valid	2348	2307	2036	1662	8353	
N of Miss	306	230	156	131	823	

Table 215: Have any of your brothers or sisters ever: smoked cigarettes?




Response	6	8	10	12	Total	
No	81.9	71.1	60.0	52.8	67.8	
Yes	14.0	24.8	34.5	41.9	27.5	
I don't have any brothers or sisters	4.1	4.1	5.5	5.4	4.7	
N of Valid	2345	2303	2035	1662	8345	
N of Miss	310	233	157	131	831	

Table 216: Have any of your brothers or sisters ever: taken a handgun to school?




Response	6	8	10	12	Total	
No	95.2	95.1	93.2	93.4	94.3	
Yes	0.7	0.7	1.5	1.3	1.0	
I don't have any brothers or sisters	4.1	4.1	5.4	5.3	4.7	
N of Valid	2342	2304	2036	1661	8343	
N of Miss	315	232	157	132	836	

Table 217: Have any of your brothers or sisters ever: been suspended or expelled from school?




Response	6	8	10	12	Total	
No	79.8	73.3	70.1	68.9	73.5	
Yes	16.0	22.7	24.6	25.9	21.9	
I don't have any brothers or sisters	4.2	4.0	5.3	5.2	4.6	
N of Valid	2336	2298	2039	1661	8334	
N of Miss	319	239	154	132	844	

Table 218: The rules in my family are clear.





Response	6	8	10	12	Total	
NO!	2.9	2.2	2.6	2.8	2.6	
no	5.0	8.7	9.3	8.6	7.8	
yes	27.8	35.0	43.3	45.6	37.1	
YES!	64.3	54.1	44.8	43.1	52.5	
N of Valid	2342	2307	2034	1667	8350	
N of Miss	310	226	153	125	814	

Table 219: People in my family often insult or yell at each other.

Response	6	8	10	12	Total	
NO!	38.9	26.8	20.6	19.3	27.2	
no	32.6	39.9	43.8	44.0	39.6	
yes	19.7	22.4	26.3	26.8	23.5	
YES!	8.9	11.0	9.2	9.9	9.7	
N of Valid	2329	2291	2030	1663	8313	
N of Miss	323	241	158	130	852	

Table 220: When I am not at home, one of my parents knows where I am and who I am with.

Response	6	8	10	12	Total	
NO!	3.1	2.8	3.1	3.6	3.1	
no	3.6	5.9	7.8	10.6	6.7	
yes	25.3	32.5	43.4	47.9	36.2	
YES!	68.0	58.9	45.7	37.8	54.0	
N of Valid	2333	2286	2021	1658	8298	
N of Miss	322	249	166	135	872	

Table 221: We argue about the same things in my family over and over.

Response	6	8	10	12	Total	
NO!	39.4	23.0	15.3	14.4	24.0	
no	32.9	37.9	40.3	36.4	36.8	
yes	19.3	25.5	31.7	34.9	27.1	
YES!	8.4	13.6	12.8	14.3	12.1	
N of Valid	2322	2282	2030	1662	8296	
N of Miss	330	254	161	131	876	

Table 222: If you drank some beer or wine or liquor (for example, vodka, whiskey, or gin) without your parents' permission, would you be caught by your parents?

Response	6	8	10	12	Total	
NO!	6.8	8.5	11.7	16.4	10.4	
no	4.6	16.5	32.8	42.0	22.2	
yes	14.7	23.6	26.9	23.2	21.8	
YES!	73.9	51.4	28.6	18.4	45.5	
N of Valid	2323	2273	2024	1659	8279	
N of Miss	331	259	166	132	888	

Table 223: My family has clear rules about alcohol and drug use.

Response	6	8	10	12	Total	
NO!	4.2	4.1	3.6	4.5	4.1	
no	4.9	9.8	12.6	14.8	10.1	
yes	17.1	23.4	34.8	36.3	27.0	
YES!	73.8	62.7	49.0	44.5	58.8	
N of Valid	2318	2272	2030	1660	8280	
N of Miss	337	264	162	133	896	

Table 224: If you carried a handgun without your parents' permission, would you be caught by your parents?

Response	6	8	10	12	Total	
NO!	4.2	5.1	6.4	7.5	5.7	
no	3.0	7.5	13.8	18.7	10.0	
yes	14.4	20.9	27.4	28.5	22.2	
YES!	78.4	66.4	52.4	45.4	62.1	
N of Valid	2310	2265	2025	1656	8256	
N of Miss	344	268	168	136	916	

Table 225: If you skipped school would you be caught by your parents?

Response	6	8	10	12	Total	
NO!	3.9	5.2	6.7	10.3	6.2	
no	4.2	9.3	15.2	22.0	11.9	
yes	17.3	22.5	31.5	32.0	25.2	
YES!	74.6	63.0	46.6	35.6	56.8	
N of Valid	2313	2269	2026	1656	8264	
N of Miss	341	263	166	137	907	

Table 226: Do you feel very close to your mother?

Response	6	8	10	12	Total	
NO!	4.0	9.2	8.7	10.3	7.8	
no	6.1	9.9	12.6	12.1	10.0	
yes	17.4	25.5	32.4	34.0	26.6	
YES!	72.5	55.4	46.3	43.6	55.6	
N of Valid	2296	2262	2012	1648	8218	
N of Miss	355	273	177	142	947	

Table 227: Do you share your thoughts and feelings with your mother?

Response	6	8	10	12	Total	
NO!	9.7	14.6	12.9	14.8	12.9	
no	16.6	23.3	25.9	23.5	22.1	
yes	25.0	25.6	32.0	31.4	28.2	
YES!	48.6	36.6	29.1	30.4	36.9	
N of Valid	2288	2262	2004	1654	8208	
N of Miss	365	274	186	139	964	

Table 228: My parents ask me what I think before most family decisions affecting me are made.

Response	6	8	10	12	Total	
NO!	11.3	12.9	12.7	13.9	12.6	
no	16.9	21.1	26.2	26.2	22.2	
yes	33.8	35.9	39.3	40.1	37.0	
YES!	38.1	30.1	21.8	19.8	28.2	
N of Valid	2265	2255	2017	1653	8190	
N of Miss	388	281	176	137	982	

Table 229: Do you share your thoughts and feelings with your father?

Response	6	8	10	12	Total	
NO!	18.5	22.5	23.1	25.1	22.1	
no	21.4	27.3	30.1	28.1	26.5	
yes	26.1	24.9	28.7	28.6	26.9	
YES!	34.0	25.3	18.1	18.2	24.5	
N of Valid	2268	2249	2019	1650	8186	
N of Miss	383	284	172	142	981	

Table 230: Do you enjoy spending time with your mother?

Response	6	8	10	12	Total	
NO!	3.2	6.9	6.5	8.4	6.1	
no	2.7	6.7	9.7	9.5	6.9	
yes	23.9	34.9	42.3	43.7	35.4	
YES!	70.2	51.6	41.5	38.4	51.6	
N of Valid	2287	2253	2013	1653	8206	
N of Miss	366	281	176	138	961	

Table 231: Do you enjoy spending time with your father?

Response	6	8	10	12	Total	
NO!	7.6	11.9	12.7	15.4	11.6	
no	4.3	8.1	11.4	11.6	8.5	
yes	23.2	30.4	40.9	40.7	33.1	
YES!	64.9	49.5	35.0	32.3	46.8	
N of Valid	2273	2235	2004	1642	8154	
N of Miss	380	297	186	148	1011	

Table 232: If I had a personal problem, I could ask my mom or dad for help.

Response	6	8	10	12	Total	
NO!	5.1	9.0	9.0	9.3	8.0	
no	6.0	11.1	12.7	13.3	10.5	
yes	22.1	29.5	39.7	40.4	32.2	
YES!	66.7	50.3	38.5	37.0	49.3	
N of Valid	2297	2255	2019	1652	8223	
N of Miss	358	280	170	141	949	

Table 233: Do you feel very close to your father?

Response	6	8	10	12	Total	
NO!	9.4	14.7	16.0	19.4	14.5	
no	8.3	14.1	19.5	18.7	14.7	
yes	21.2	25.2	32.6	32.3	27.3	
YES!	61.2	46.0	31.8	29.6	43.5	
N of Valid	2278	2240	2011	1644	8173	
N of Miss	378	292	180	148	998	

Table 234: My parents give me lots of chances to do fun things with them.

Response	6	8	10	12	Total	
NO!	4.2	7.9	8.6	10.8	7.6	
no	10.0	14.7	21.4	25.7	17.2	
yes	27.0	32.3	41.6	36.6	34.0	
YES!	58.8	45.0	28.4	26.8	41.1	
N of Valid	2290	2254	2015	1651	8210	
N of Miss	361	279	174	141	955	

Table 235: My parents ask if I've gotten my homework done.

Response	6	8	10	12	Total	
NO!	1.9	3.5	5.0	8.6	4.5	
no	3.0	6.8	13.4	21.8	10.4	
yes	22.3	32.7	43.3	41.5	34.1	
YES!	72.8	57.0	38.3	28.1	51.0	
N of Valid	2309	2254	2028	1659	8250	
N of Miss	347	281	164	133	925	

Table 236: People in my family have serious arguments.

Response	6	8	10	12	Total	
NO!	39.4	28.4	20.8	19.7	27.8	
no	38.0	43.9	46.8	48.0	43.8	
yes	13.0	17.7	23.2	22.1	18.6	
YES!	9.7	10.0	9.2	10.2	9.8	
N of Valid	2292	2239	2019	1654	8204	
N of Miss	362	293	171	139	965	

Table 237: Would your parents know if you did not come home on time?

Response	6	8	10	12	Total	
NO!	3.1	3.5	3.1	5.6	3.7	
no	6.3	9.9	10.5	15.3	10.2	
yes	24.9	33.8	42.9	41.8	35.2	
YES!	65.6	52.7	43.4	37.3	50.9	
N of Valid	2290	2234	2010	1652	8186	
N of Miss	365	300	179	139	983	

Table 238: It is important to be honest with your parents, even if they become upset or you get punished.

Response	6	8	10	12	Total	
NO!	2.2	3.6	4.6	5.9	3.9	
no	3.1	7.7	10.9	12.1	8.1	
yes	22.6	33.8	42.9	44.5	35.1	
YES!	72.0	54.9	41.7	37.6	52.9	
N of Valid	2279	2235	2011	1651	8176	
N of Miss	376	299	177	142	994	

Table 239: My parents notice when I am doing a good job and let me know about it.

Response	6	8	10	12	Total	
Never or Almost Never	5.9	9.0	9.4	9.0	8.2	
Sometimes	19.1	26.5	32.1	35.3	27.6	
Often	29.2	29.4	31.9	31.4	30.4	
All the time	45.8	35.1	26.6	24.3	33.8	
N of Valid	2285	2225	2026	1654	8190	
N of Miss	372	309	165	139	985	

Table 240: How often do your parents tell you they're proud of you for something you've done?





Response	6	8	10	12	Total	
Never or Almost Never	5.5	9.7	10.5	10.8	9.0	
Sometimes	16.4	23.0	30.8	32.7	25.1	
Often	29.2	30.7	32.4	31.1	30.8	
All the time	48.9	36.6	26.2	25.4	35.2	
N of Valid	2270	2218	2019	1653	8160	
N of Miss	384	319	172	140	1015	

Table 241: How many brothers and sisters, including stepbrothers and stepsisters, do you have that are younger than you?








Response	6	8	10	12	Total	
0	35.9	33.1	33.3	34.5	34.2	
1	27.8	29.1	28.2	28.3	28.4	
2	19.1	18.1	17.0	17.2	17.9	
3	8.0	8.4	9.1	9.2	8.6	
4	4.0	5.2	5.5	5.1	4.9	
5	2.1	3.2	3.0	2.8	2.8	
6 or more	3.1	2.8	3.9	2.8	3.1	
N of Valid	2259	2199	2011	1644	8113	
N of Miss	394	335	177	149	1055	

Table 242: How many brothers and sisters, including stepbrothers and stepsisters, do you have that are older than you?








Response	6	8	10	12	Total	
0	29.8	31.0	33.1	34.5	31.9	
1	29.3	27.9	28.3	28.6	28.5	
2	17.3	17.4	17.7	17.2	17.4	
3	10.2	10.8	9.1	8.9	9.8	
4	5.8	5.8	5.6	4.6	5.5	
5	3.3	2.8	2.4	2.9	2.8	
6 or more	4.4	4.3	3.8	3.2	4.0	
N of Valid	2272	2211	2014	1648	8145	
N of Miss	380	326	175	145	1026	

Table 243: Have you changed homes in the past year (the last 12 months)?



Response	6	8	10	12	Total	
No	73.3	74.9	75.7	81.7	76.0	
Yes	26.7	25.1	24.3	18.3	24.0	
N of Valid	2269	2209	2017	1648	8143	
N of Miss	388	329	176	145	1038	

Table 244: How many times have you changed homes since kindergarten?






Response	6	8	10	12	Total	
Never	32.8	28.6	25.5	24.1	28.1	
1 or 2 times	34.9	33.8	31.4	32.3	33.2	
3 or 4 times	17.7	19.6	20.1	21.7	19.6	
5 or 6 times	7.2	8.1	12.1	10.8	9.4	
7 or more times	7.4	9.9	11.0	11.1	9.7	
N of Valid	2240	2202	2007	1640	8089	
N of Miss	408	334	181	150	1073	

Table 245: Have you changed schools (including changing from elementary to middle and middle to high school) in the past year?



Response	6	8	10	12	Total	
No	62.8	57.7	59.1	81.9	64.4	
Yes	37.2	42.3	40.9	18.1	35.6	
N of Valid	2234	2186	2003	1635	8058	
N of Miss	421	350	189	157	1117	

Table 246: How many times have you changed schools since kindergarten (including changing from elementary to middle and middle to high school)?






Response	6	8	10	12	Total	
Never	28.2	20.7	17.8	17.9	21.5	
1 or 2 times	42.5	30.3	17.5	17.3	27.9	
3 or 4 times	19.1	32.2	39.2	33.4	30.5	
5 or 6 times	6.2	8.7	16.3	20.9	12.4	
7 or more times	4.0	8.1	9.3	10.4	7.7	
N of Valid	2233	2185	2000	1639	8057	
N of Miss	419	351	188	153	1111	

Table 247: Has anyone in your family ever had severe alcohol or drug problems?



Response	6	8	10	12	Total	
No	73.5	67.6	58.6	55.9	64.6	
Yes	26.5	32.4	41.4	44.1	35.4	
N of Valid	2217	2183	1998	1639	8037	
N of Miss	440	354	193	154	1141	

Table 248: About how many adults (over 21) have you known personally who in the past year have: used marijuana, crack, cocaine, or other drugs?






Response	6	8	10	12	Total	
0	80.0	70.3	55.3	42.5	63.6	
1	10.9	12.8	14.8	15.5	13.3	
2	4.7	7.0	10.3	12.9	8.4	
3-4	2.4	4.9	7.5	11.8	6.3	
5+	2.0	5.0	12.1	17.3	8.5	
N of Valid	2215	2172	1997	1638	8022	
N of Miss	442	365	193	154	1154	

Table 249: About how many adults (over 21) have you known personally who in the past year have: sold or dealt drugs?


Response	6	8	10	12	Total	
0	91.8	80.9	71.0	62.7	77.7	
1	4.9	10.1	10.6	12.6	9.3	
2	1.8	4.3	7.4	8.2	5.2	
3-4	0.6	2.1	5.0	6.8	3.3	
5+	0.9	2.7	6.1	9.6	4.5	
N of Valid	2206	2173	1997	1637	8013	
N of Miss	449	365	194	155	1163	

Table 250: About how many adults (over 21) have you known personally who in the past year have: done other things that could get them in trouble with the police, like stealing, selling stolen goods, mugging or assaulting others, etc.?


Response	6	8	10	12	Total	
0	85.5	76.1	67.4	61.9	73.6	
1	8.7	11.9	12.0	12.8	11.2	
2	3.1	4.2	7.6	7.5	5.4	
3-4	1.3	3.4	5.6	6.8	4.0	
5+	1.5	4.5	7.4	11.0	5.7	
N of Valid	2214	2175	1992	1635	8016	
N of Miss	443	363	199	158	1163	

Table 251: About how many adults (over 21) have you known personally who in the past year have: gotten drunk or high?

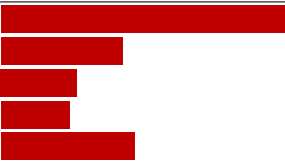
Response	6	8	10	12	Total	
0	63.4	50.0	33.4	24.1	44.3	
1	18.9	19.8	16.5	13.9	17.5	
2	6.8	9.1	12.0	13.1	10.0	
3-4	4.6	7.1	11.1	13.4	8.7	
5+	6.4	14.0	27.0	35.5	19.5	
N of Valid	2212	2167	1992	1637	8008	
N of Miss	443	369	199	156	1167	

Table 252: Have you seen or heard information about underage drinking in the past 12 months from the following sources? Radio

Response	6	8	10	12	Total	
No	56.0	50.3	48.4	47.4	50.8	
Yes	44.0	49.7	51.6	52.6	49.2	
N of Valid	2189	2147	1981	1621	7938	
N of Miss	465	388	211	172	1236	

Table 253: Have you seen or heard information about underage drinking in the past 12 months from the following sources? TV.

Response	6	8	10	12	Total	
No	27.6	23.0	22.3	20.7	23.6	
Yes	72.4	77.0	77.7	79.3	76.4	
N of Valid	2191	2146	1986	1622	7945	
N of Miss	465	391	206	171	1233	

Table 254: Have you seen or heard information about underage drinking in the past 12 months from the following sources? Print. This includes information on underage drinking you may have seen in the newspaper, on a billboard, in pamphlets, on stickers, etc.

Response	6	8	10	12	Total	
No	45.8	39.8	39.8	36.4	40.8	
Yes	54.2	60.2	60.2	63.6	59.2	
N of Valid	2172	2137	1980	1617	7906	
N of Miss	483	400	211	176	1270	

Table 255: Have you seen or heard information about underage drinking in the past 12 months from the following sources? Website or social media? (Facebook, Myspace, website, etc.)

Response	6	8	10	12	Total	
No	53.9	41.0	40.0	37.7	43.6	
Yes	46.1	59.0	60.0	62.3	56.4	
N of Valid	2178	2142	1986	1622	7928	
N of Miss	478	394	206	171	1249	

Table 256: The next questions ask about your opinions of the information you saw or heard. If you have seen or heard more than one ad, please think about your favorite ad when answering these questions. The information about underage drinking that I saw or heard was convincing.

Response	6	8	10	12	Total	
NO!	21.2	15.5	12.8	12.6	15.8	
no	6.3	12.2	19.3	21.0	14.2	
yes	19.4	28.7	38.4	40.1	31.0	
YES!	31.6	28.7	18.5	16.7	24.4	
I have not seen or heard any ads about underage drinking in the past 12 months.	21.4	14.9	11.0	9.7	14.6	
N of Valid	2105	2118	1977	1615	7815	
N of Miss	542	416	215	176	1349	

Table 257: The next questions ask about your opinions of the information you saw or heard. If you have seen or heard more than one ad, please think about your favorite ad when answering these questions. The information about underage drinking that I saw or heard grabbed my attention.

Response	6	8	10	12	Total	
NO!	18.1	13.2	12.1	12.8	14.2	
no	9.4	16.5	23.6	26.5	18.4	
yes	20.6	27.7	35.5	35.3	29.3	
YES!	31.3	27.4	18.2	16.3	23.9	
I have not seen or heard any ads about underage drinking in the past 12 months.	20.6	15.2	10.6	9.1	14.2	
N of Valid	2103	2115	1973	1615	7806	
N of Miss	548	422	217	178	1365	

Table 258: The next questions ask about your opinions of the information you saw or heard. If you have seen or heard more than one ad, please think about your favorite ad when answering these questions. The information about underage drinking that I saw or heard said something important to me.

Response	6	8	10	12	Total	
NO!	17.1	14.3	13.2	14.4	14.8	
no	8.3	17.2	26.0	30.9	19.8	
yes	19.9	26.1	31.8	31.1	26.9	
YES!	34.3	27.3	17.9	14.7	24.2	
I have not seen or heard any ads about underage drinking in the past 12 months.	20.4	15.2	11.2	8.9	14.3	
N of Valid	2096	2113	1973	1612	7794	
N of Miss	555	423	218	179	1375	

Table 259: The next questions ask about your opinions of the information you saw or heard. If you have seen or heard more than one ad, please think about your favorite ad when answering these questions. Seeing or hearing this information about underage drinking made me want to stop or decrease my drinking.










Response	6	8	10	12	Total	
NO!	19.0	17.2	17.0	19.1	18.0	
no	4.2	11.3	23.5	27.7	16.2	
yes	8.1	15.8	23.2	24.8	17.7	
YES!	31.7	28.9	20.6	16.0	24.7	
I have not seen or heard any ads about underage drinking in the past 12 months.	37.1	26.7	15.7	12.4	23.4	
N of Valid	1866	2020	1918	1590	7394	
N of Miss	786	516	272	200	1774	

Table 260: How honest were you in filling out this survey?

Response	6	8	10	12	Total	
I was very honest	86.2	81.6	80.1	82.8	82.7	
I was honest pretty much of the time	11.6	15.2	15.2	13.3	13.8	
I was honest some of the time	1.7	2.8	3.5	2.8	2.7	
I was honest once in a while	0.5	0.4	1.3	1.2	0.8	
I was not honest at all	0.0	0.0	0.0	0.0	0.0	
N of Valid	2191	2162	2000	1636	7989	
N of Miss	462	373	192	156	1183	