

2015 APNA

Arkansas Prevention Needs Assessment Student Survey

Region 7
Tables

**Arkansas Department of Human Services
Division of Behavioral Health Services
Prevention Services**

Conducted by International Survey Associates dba Pride Surveys

Contents

1	INTRODUCTION	11
2	PERCENTAGE TABLES	16

List of Tables

1	Sex	17
2	Age	17
3	Are you Hispanic or Latino?	17
4	What is your race? Black or African American	18
5	What is your race? Asian	18
6	What is your race? American Indian	18
7	What is your race? Alaska Native	18
8	What is your race? White	19
9	What is your race? Native Hawaiian or Other Pacific Islander	19
10	What is your race? Other	19
11	What is the highest level of schooling completed by your mother or father?	20
12	Think of where you live most of the time. Which of the following people live there with you? Mother	20
13	Think of where you live most of the time. Which of the following people live there with you? Stepmother	20
14	Think of where you live most of the time. Which of the following people live there with you? Foster Mother	21
15	Think of where you live most of the time. Which of the following people live there with you? Grandmother	21
16	Think of where you live most of the time. Which of the following people live there with you? Aunt	21
17	Think of where you live most of the time. Which of the following people live there with you? Father	21
18	Think of where you live most of the time. Which of the following people live there with you? Stepfather	22
19	Think of where you live most of the time. Which of the following people live there with you? Foster Father	22
20	Think of where you live most of the time. Which of the following people live there with you? Grandfather	22
21	Think of where you live most of the time. Which of the following people live there with you? Uncle	22
22	Think of where you live most of the time. Which of the following people live there with you? Other Adults	23
23	Think of where you live most of the time. Which of the following people live there with you? Brother(s)	23
24	Think of where you live most of the time. Which of the following people live there with you? Stepbrother(s)	23
25	Think of where you live most of the time. Which of the following people live there with you? Sister(s)	23
26	Think of where you live most of the time. Which of the following people live there with you? Stepsister(s)	24

27	Think of where you live most of the time. Which of the following people live there with you? Other Children	24
28	In my school, students have lots of chances to help decide things like class activities and rules.	24
29	Teachers ask me to work on special classroom projects.	24
30	My teacher(s) notices when I am doing a good job and lets me know about it.	25
31	There are lots of chances for students in my school to get involved in sports, clubs, and other school activities outside of class.	25
32	There are lots of chances for students in my school to talk with a teacher one-on-one.	25
33	I feel safe at my school.	26
34	The school lets my parents know when I have done something well.	26
35	My teachers praise me when I work hard in school.	26
36	Are your school grades better than the grades of most students in your class?	27
37	I have lots of chances to be part of class discussions or activities.	27
38	Now thinking back over the past year in school, how often did you: enjoy being in school?	27
39	Now thinking back over the past year in school, how often did you: hate being in school?	28
40	Now thinking back over the past year in school, how often did you: try to do your best work in school?	28
41	How often do you feel that the school work you are assigned is meaningful and important?	28
42	Putting them all together, what were your grades like last year?	29
43	How important do you think the things you are learning in school are going to be for your later life?	29
44	Do your parents care about your skipping or cutting school?	29
45	During the LAST FOUR WEEKS how many whole days of school have you missed because you skipped or 'cut'?	30
46	What are the chances you would be seen as cool if you: smoked cigarettes?	30
47	What are the chances you would be seen as cool if you: worked hard at school?	30
48	What are the chances you would be seen as cool if you: began drinking alcoholic beverages regularly, that is, at least once or twice a month?	31
49	What are the chances you would be seen as cool if you: defended someone who was being bullied?	31
50	What are the chances you would be seen as cool if you: smoked marijuana?	31
51	What are the chances you would be seen as cool if you: carried a handgun?	32

52	What are the chances you would be seen as cool if you: used e-cigarettes, e-cigars or e-hookahs?	32
53	What are the chances you would be seen as cool if you: bullied someone or cyber bullied someone?	32
54	Think of your four best friends (the friends you feel closest to). In the past year (12 months), how many of your best friends have: participated in clubs, organizations or activities at school?	33
55	Think of your four best friends (the friends you feel closest to). In the past year (12 months), how many of your best friends have: smoked cigarettes?	33
56	Think of your four best friends (the friends you feel closest to). In the past year (12 months), how many of your best friends have: tried beer, wine or hard liquor (for example, vodka, whiskey, or gin) when their parents didn't know about it?	33
57	Think of your four best friends (the friends you feel closest to). In the past year (12 months), how many of your best friends have: used e-cigarettes, e-cigars, or e-hookahs?	34
58	Think of your four best friends (the friends you feel closest to). In the past year (12 months), how many of your best friends have: used marijuana?	34
59	Think of your four best friends (the friends you feel closest to). In the past year (12 months), how many of your best friends have: used prescription drugs or non-prescription drugs for the purpose of getting high?	34
60	Think of your four best friends (the friends you feel closest to). In the past year (12 months), how many of your best friends have: used synthetic marijuana (K2, spice) or bath salts?	35
61	Think of your four best friends (the friends you feel closest to). In the past year (12 months), how many of your best friends have: used LSD, cocaine, amphetamines, or other illegal drugs?	35
62	Think of your four best friends (the friends you feel closest to). In the past year (12 months), how many of your best friends have: been bullied?	35
63	Think of your four best friends (the friends you feel closest to). In the past year (12 months), how many of your best friends have: been suspended from school?	36
64	Think of your four best friends (the friends you feel closest to). In the past year (12 months), how many of your best friends have: carried a handgun?	36
65	Think of your four best friends (the friends you feel closest to). In the past year (12 months), how many of your best friends have: sold illegal drugs?	36
66	Think of your four best friends (the friends you feel closest to). In the past year (12 months), how many of your best friends have: regularly attended religious services?	37

67	Think of your four best friends (the friends you feel closest to). In the past year (12 months), how many of your best friends have: stolen or tried to steal a motor vehicle such as a car or motorcycle?	37
68	Think of your four best friends (the friends you feel closest to). In the past year (12 months), how many of your best friends have: been arrested?	37
69	Think of your four best friends (the friends you feel closest to). In the past year (12 months), how many of your best friends have: dropped out of school?	38
70	Think of your four best friends (the friends you feel closest to). In the past year (12 months), how many of your best friends have: been members of a gang?	38
71	How old were you when you first: smoked marijuana?	38
72	How old were you when you first: smoked a cigarette, even just a puff?	39
73	How old were you when you first: had more than a sip or two of beer, wine or hard liquor (for example, vodka, whiskey, or gin)?	39
74	How old were you when you first: began drinking alcoholic beverages regularly, that is, at least once or twice a month?	40
75	How old were you when you first: used Daztrex?	40
76	How old were you when you first: got suspended from school?	41
77	How old were you when you first: got arrested?	41
78	How old were you when you first: carried a handgun?	42
79	How old were you when you first: used e-cigarettes, e-cigars, or e-hookahs?	42
80	How old were you when you first: belonged to a gang?	43
81	How old were you when you first: used prescription drugs not prescribed to you?	43
82	How wrong do you think it is for someone your age to: take a handgun to school?	44
83	How wrong do you think it is for someone your age to: steal anything?	44
84	How wrong do you think it is for someone your age to: pick a fight with someone?	44
85	How wrong do you think it is for someone your age to: attack someone with the idea of seriously hurting them?	45
86	How wrong do you think it is for someone your age to: stay away from school all day when their parents think they are at school?	45
87	How wrong do you think it is for someone your age to: drink beer, wine or hard liquor (for example, vodka, whiskey, or gin) regularly?	45
88	How wrong do you think it is for someone your age to: smoke cigarettes?	46
89	How wrong do you think it is for someone your age to: smoke marijuana?	46

90	How wrong do you think it is for someone your age to: use prescription drugs or non-prescription drugs for the purpose of getting high?	46
91	How wrong do you think it is for someone your age to: use synthetic marijuana (K2, spice) or bath salts?	47
92	How wrong do you think it is for someone your age to: use LSD, cocaine, amphetamines or another illegal drug?	47
93	How wrong do you think it is for someone your age to: use e-cigarettes, e-cigars or e-hookahs?	47
94	At school during the past 12 months, did you receive help from the resource teacher, speech therapist or other special education teacher?	48
95	How many times in the past year (12 months) have you: been suspended from school?	48
96	How many times in the past year (12 months) have you: carried a handgun?	48
97	How many times in the past year (12 months) have you: sold illegal drugs?	49
98	How many times in the past year (12 months) have you: stolen or tried to steal a motor vehicle such as a car or motorcycle?	49
99	How many times in the past year (12 months) have you: participated in clubs, organizations or activities at school?	50
100	How many times in the past year (12 months) have you: been arrested?	50
101	How many times in the past year (12 months) have you: attacked someone with the idea of seriously hurting them?	51
102	How many times in the past year (12 months) have you: been drunk or high at school?	51
103	How many times in the past year (12 months) have you: taken a handgun to school?	52
104	Are you currently on probation, or assigned a probation officer with Juvenile Court?	52
105	Have you ever belonged to a gang?	52
106	If you have ever belonged to a gang, did that gang have a name?	53
107	You are at a party at someone's house, and one of your friends offers you a drink containing alcohol. What would you say or do?	53
108	How often do you attend religious services or activities?	53
109	I think sometimes it's okay to cheat at school.	54
110	It is important to think before you act.	54
111	Sometimes I think that life is not worth it.	54
112	At times I think I am no good at all.	55
113	All in all, I am inclined to think that I am a failure.	55
114	In the past year, have you felt depressed or sad MOST days, even if you felt okay sometimes?	55
115	It is all right to beat up people if they start the fight.	56
116	I think it is okay to take something without asking if you can get away with it.	56

117	Where do you get the most information about living a drug and alcohol free life? Parents/guardians	56
118	Where do you get the most information about living a drug and alcohol free life? Friends	57
119	Where do you get the most information about living a drug and alcohol free life? Family members	57
120	Where do you get the most information about living a drug and alcohol free life? School	57
121	Where do you get the most information about living a drug and alcohol free life? Internet	58
122	Where do you get the most information about living a drug and alcohol free life? TV	58
123	Where do you get the most information about living a drug and alcohol free life? Social media	58
124	How much do you think people risk harming themselves (physically or in other ways) if they: smoked one or more packs of cigarettes per day?	59
125	How much do you think people risk harming themselves (physically or in other ways) if they: try marijuana once or twice?	59
126	How much do you think people risk harming themselves (physically or in other ways) if they: smoke marijuana once or twice a week?	59
127	How much do you think people risk harming themselves (physically or in other ways) if they: take one or two drinks of an alcoholic beverage (beer, wine, liquor) nearly every day?	60
128	How much do you think people risk harming themselves (physically or in other ways) if they: have five or more drinks of an alcoholic beverage once or twice a weekend?	60
129	How much do you think people risk harming themselves (physically or in other ways) if they: use prescription drugs that are not prescribed to them?	60
130	How much do you think people risk harming themselves (physically or in other ways) if they: use non-prescription drugs to get high?	61
131	How much do you think people risk harming themselves (physically or in other ways) if they: use e-cigarettes, e-cigars, or e-hookahs?	61
132	Have you ever used smokeless tobacco (chew, snuff, plug, dipping tobacco, or chewing tobacco)?	61
133	How often have you used smokeless tobacco during the past 30 days?	62
134	Have you ever smoked cigarettes?	62
135	How frequently have you smoked cigarettes during the past 30 days?	62
136	Which statement best describes rules about smoking inside your home or your family cars?	63
137	Have you ever used e-cigarettes, e-cigars, or e-hookahs?	63
138	How frequently have you used e-cigarettes, e-cigars, or e-hookahs?	64
139	During this school year, were you taught in any of your classes about the dangers of tobacco use?	64

140	During the past 12 months, have you participated in any community activities to discourage people your age from using cigarettes, chewing tobacco, snuff, dip or cigars, e-cigarettes, e-cigars, or e-hookahs?	64
141	Think back over the last two weeks. How many times have you had five or more alcoholic drinks in a row?	65
142	During the past 30 days, how many times did you ride in a car or other vehicle driven by someone who had been drinking alcohol or using drugs to get high?	65
143	During the past 30 days, how many times did you drive a car or other vehicle when you had been drinking alcohol or using drugs to get high?	65
144	If you drank alcohol (not just a sip or taste) in the past year, how did you usually get it?	66
145	If you drank alcohol (not just a sip or taste) in the past year, where did you usually drink it?	66
146	How do you feel about someone your age having one or two drinks of an alcoholic beverage nearly every day?	67
147	On how many occasions have you had alcoholic beverages (beer, wine or hard liquor) to drink in your lifetime - more than just a few sips?	67
148	On how many occasions have you drunk one or more drinks of an alcoholic beverage during the past 30 days?	67
149	On how many occasions have you used marijuana (grass, pot) or hashish (hash, hash oil) in your lifetime?	68
150	On how many occasions have you used marijuana (grass, pot) or hashish (hash, hash oil) during the past 30 days?	68
151	On how many occasions have you used LSD or other psychedelics in your lifetime?	68
152	On how many occasions have you used LSD or other psychedelics during the past 30 days?	69
153	On how many occasions have you used cocaine or crack in your lifetime?	69
154	On how many occasions have you used cocaine or crack during the past 30 days?	69
155	On how many occasions have you sniffed glue, breathed the contents of an aerosol spray can, or inhaled other gases or sprays, in order to get high in your lifetime?	70
156	On how many occasions have you sniffed glue, breathed the contents of an aerosol spray can, or inhaled other gases or sprays, in order to get high during the past 30 days?	70
157	On how many occasions have you used Daztrex in your lifetime?	71
158	On how many occasions have you used Daztrex during the past 30 days?	71
159	On how many occasions have you used synthetic marijuana (K2, spice) in your lifetime?	71

160	On how many occasions have you used synthetic marijuana (K2, spice) during the past 30 days?	72
161	On how many occasions have you used methamphetamines (meth, speed, crank, crystal meth) in your lifetime?	72
162	On how many occasions have you used methamphetamines (meth, speed, crank, crystal meth) in the past 30 days?	72
163	On how many occasions have you used other chemical products (bath salts, plant food, etc.) in your lifetime?	73
164	On how many occasions have you used other chemical products (bath salts, plant food, etc.) during the past 30 days?	73
165	On how many occasions have you used heroin or other opiates in your lifetime?	73
166	On how many occasions have you used heroin or other opiates during the past 30 days?	74
167	On how many occasions have you used MDMA ('X', 'E', or ecstasy) in your lifetime?	74
168	On how many occasions have you used MDMA ('X', 'E', or ecstasy) during the past 30 days?	74
169	On how many occasions have you taken prescription drugs (such as Valium, Xanax, Ritalin, Adderall, OxyContin, Darvocet, or sleeping pills) not prescribed to you in your lifetime?	75
170	On how many occasions have you taken prescription drugs (such as Valium, Xanax, Ritalin, Adderall, OxyContin, Darvocet, or sleeping pills) not prescribed to you during the past 30 days?	75
171	On how many occasions have you taken non-prescription medicines such as diet pills (for example, Dietac, Dexatrim or Prolamine), stay-awake pills (for example No-Doz, Vivarin, or Wake), or cough or cold medicines (robos, DXM, etc.) to get high in your lifetime?	76
172	On how many occasions have you taken non-prescription medicines such as diet pills (for example, Dietac, Dexatrim or Prolamine), stay-awake pills (for example No-Doz, Vivarin, or Wake), or cough or cold medicines (robos, DXM, etc.) to get high during the past 30 days?	76
173	On how many occasions have you been drunk or very high from drinking alcoholic beverages during the past 30 days?	77
174	On how many occasions have you drunk flavored alcoholic beverages, sometimes called 'alcopops' (like Mike's Hard Lemonade, Smirnoff Ice, Bacardi Breezers, etc.) in your lifetime?	77
175	On how many occasions have you drunk flavored alcoholic beverages, sometimes called 'alcopops' (like Mike's Hard Lemonade, Smirnoff Ice, Bacardi Breezers, etc.) during the past 30 days?	78
176	If you used prescription drugs or over the counter drugs without a doctor telling you to use it or for the purpose of getting high, where did you get these drugs? - Did not use	78

177	If you used prescription drugs or over the counter drugs without a doctor telling you to use it or for the purpose of getting high, where did you get these drugs? - Bought or took from store or shop	78
178	If you used prescription drugs or over the counter drugs without a doctor telling you to use it or for the purpose of getting high, where did you get these drugs? - Got from parents with permission	79
179	If you used prescription drugs or over the counter drugs without a doctor telling you to use it or for the purpose of getting high, where did you get these drugs? - Got from home without permission	79
180	If you used prescription drugs or over the counter drugs without a doctor telling you to use it or for the purpose of getting high, where did you get these drugs? - Got from relative with permission	79
181	If you used prescription drugs or over the counter drugs without a doctor telling you to use it or for the purpose of getting high, where did you get these drugs? - Got from relative without permission	79
182	If you used prescription drugs or over the counter drugs without a doctor telling you to use it or for the purpose of getting high, where did you get these drugs? - Got from friend's home with permission	80
183	If you used prescription drugs or over the counter drugs without a doctor telling you to use it or for the purpose of getting high, where did you get these drugs? - Got from friend's home without permission	80
184	If you used prescription drugs or over the counter drugs without a doctor telling you to use it or for the purpose of getting high, where did you get these drugs? - Got from friend at school	80
185	If you used prescription drugs or over the counter drugs without a doctor telling you to use it or for the purpose of getting high, where did you get these drugs? - Got from friend at party	80
186	If you used prescription drugs or over the counter drugs without a doctor telling you to use it or for the purpose of getting high, where did you get these drugs? - Got from friend, elsewhere	81
187	If you used prescription drugs or over the counter drugs without a doctor telling you to use it or for the purpose of getting high, where did you get these drugs? - Got from internet sale	81
188	During the last month, about how many marijuana cigarettes, or the equivalent, did you smoke a day, on the average?	81
189	How wrong do your friends feel it would be for YOU to: have one or two drinks of an alcoholic beverage nearly every day?	82
190	How wrong do your friends feel it would be for YOU to: smoke tobacco?	82
191	How wrong do your friends feel it would be for YOU to: smoke marijuana?	82
192	How wrong do your friends feel it would be for YOU to: use prescription drugs not prescribed to you?	83
193	How wrong would most adults (over 21) in your neighborhood think it is for kids your age: to use marijuana?	83

194	How wrong would most adults (over 21) in your neighborhood think it is for kids your age: to drink alcohol?	83
195	How wrong would most adults (over 21) in your neighborhood think it is for kids your age: to smoke cigarettes?	84
196	How much do each of the following statements describe your neighborhood? crime and/or drug selling	84
197	How much do each of the following statements describe your neighborhood? fights	84
198	How much do each of the following statements describe your neighborhood? lots of empty or abandoned buildings	85
199	How much do each of the following statements describe your neighborhood? lots of graffiti	85
200	I feel safe in my neighborhood.	85
201	If a kid smoked marijuana in your neighborhood would he or she be caught by the police?	86
202	If a kid drank some beer, wine or hard liquor (for example, vodka, whiskey, or gin) in your neighborhood would he or she be caught by the police?	86
203	If a kid carried a handgun in your neighborhood would he or she be caught by the police?	86
204	If you wanted to get some cigarettes, how easy would it be for you to get some?	87
205	If you wanted to get some beer, wine or hard liquor (for example, vodka, whiskey, or gin), how easy would it be for you to get some?	87
206	If you wanted to get a drug like cocaine, LSD, or amphetamines, how easy would it be for you to get some?	87
207	If you wanted to get a handgun, how easy would it be for you to get one?	88
208	If you wanted to get some marijuana, how easy would it be for you to get some?	88
209	If you wanted to get prescription drugs for the purpose of getting high, how easy would it be for you to get some?	88
210	If you wanted to get synthetic marijuana such as K2 or chemical products such as bath salts to get high, how easy would it be for you to get some?	89
211	If you wanted to get steroids to use or to enhance athletic performance, how easy would it be for you to get some?	89
212	If you wanted to get e-cigarettes, e-cigars, or e-hookahs, how easy would it be for you to get some?	89
213	During the past 12 months, have you participated in any alcohol prevention programs or seen any alcohol prevention messages in your school or community? Yes, a school-based program focused on preventing underage drinking and/or drinking and driving.	90

214	During the past 12 months, have you participated in any alcohol prevention programs or seen any alcohol prevention messages in your school or community? Yes, a community-based program focused on preventing underage drinking and/or drinking and driving (for example, through your church or temple or through youth groups like Boys and Girls Club or 4-H).	90
215	During the past 12 months, have you participated in any alcohol prevention programs or seen any alcohol prevention messages in your school or community? Yes, a media campaign addressing underage drinking and/or drinking and driving (for example, newspaper ads, posters, pamphlets, radio, TV).	90
216	During the past 12 months, have you participated in any alcohol prevention programs or seen any alcohol prevention messages in your school or community? No	90
217	How wrong do your parents feel it would be for YOU to: have one or two drinks of an alcoholic beverage nearly every day?	91
218	How wrong do your parents feel it would be for YOU to: smoke tobacco?	91
219	How wrong do your parents feel it would be for YOU to: smoke marijuana?	91
220	How wrong do your parents feel it would be for YOU to: use prescription drugs not prescribed to you?	92
221	How wrong do your parents feel it would be for YOU to: steal something worth more than \$5?	92
222	How wrong do your parents feel it would be for YOU to: draw graffiti, write things, or draw pictures on buildings or other property (without the owner's permission)?	92
223	How wrong do your parents feel it would be for YOU to: pick a fight with someone?	93
224	During the past 12 months, have you talked with at least one of your parents about the dangers of underage drinking and/or drinking and driving? By parents, we mean either your biological parents, adoptive parents, stepparents, or adult guardians - whether or not they live with you.	93
225	The rules in my family are clear.	93
226	People in my family have serious arguments about the same things, and often insult or yell at each other.	94
227	When I am not at home, one of my parents knows where I am and who I am with.	94
228	My family has clear rules about alcohol and drug use.	94
229	If you skipped school would you be caught by your parents?	95
230	My parents ask if I've gotten my homework done.	95
231	Would your parents know if you did not come home on time?	95
232	Do you know how to properly dispose of leftover prescription drugs?	96

233	Have any of your brothers or sisters ever: drunk beer, wine or hard liquor (for example, vodka, whiskey or gin)?	96
234	Have any of your brothers or sisters ever: smoked marijuana?	96
235	Have any of your brothers or sisters ever: smoked cigarettes?	96
236	Have any of your brothers or sisters ever: taken a handgun to school? .	97
237	Have any of your brothers or sisters ever: been suspended or expelled from school?	97
238	Have any of your brothers or sisters ever: used e-cigarettes, e-cigars or e-hookahs?	97
239	Have any of your brothers or sisters ever: used prescription drugs not prescribed to him/her?	97
240	Have you changed homes in the past year (the last 12 months)? . . .	98
241	How many times have you changed homes since kindergarten?	98
242	Have you changed schools (including changing from elementary to middle and middle to high school) in the past year?	98
243	How many times have you changed schools since kindergarten (including changing from elementary to middle and middle to high school)?	99
244	Has anyone in your family ever had severe alcohol or drug problems? .	99
245	About how many adults (over 21) have you known personally who in the past year have: used marijuana, crack, cocaine, or other drugs? .	99
246	About how many adults (over 21) have you known personally who in the past year have: sold or dealt drugs?	100
247	About how many adults (over 21) have you known personally who in the past year have: done other things that could get them in trouble with the police, like stealing, selling stolen goods, mugging or assaulting others, etc.?	100
248	About how many adults (over 21) have you known personally who in the past year have: gotten drunk or high?	100
249	Have you seen or heard information about underage drinking in the past 12 months from the following sources? Radio	101
250	Have you seen or heard information about underage drinking in the past 12 months from the following sources? TV.	101
251	Have you seen or heard information about underage drinking in the past 12 months from the following sources? Print. This includes information on underage drinking you may have seen in the newspaper, on a billboard, in pamphlets, on stickers, etc.	101
252	Have you seen or heard information about underage drinking in the past 12 months from the following sources? Website or social media? (Facebook, Myspace, website, etc.)	101
253	The next questions ask about your opinions of the information you saw or heard. If you have seen or heard more than one ad, please think about your favorite ad when answering these questions. The information about underage drinking that I saw or heard was convincing.	102

254	The next questions ask about your opinions of the information you saw or heard. If you have seen or heard more than one ad, please think about your favorite ad when answering these questions. The information about underage drinking that I saw or heard grabbed my attention.	102
255	The next questions ask about your opinions of the information you saw or heard. If you have seen or heard more than one ad, please think about your favorite ad when answering these questions. The information about underage drinking that I saw or heard said something important to me.	102
256	The next questions ask about your opinions of the information you saw or heard. If you have seen or heard more than one ad, please think about your favorite ad when answering these questions. Seeing or hearing this information about underage drinking made me want to stop or decrease my drinking.	103
257	How honest were you in filling out this survey?	103

List of Figures

1	Grade Chart	12
2	Gender Chart	13
3	Age Chart	14
4	Ethnic Origin Chart	15

1 INTRODUCTION

This report was generated from data collected on the *2015 Arkansas Prevention Needs Assessment Student Survey*. This report contains basic frequency tables of all data collected and graphs on the selected demographic variables of grade, gender, age and ethnic origin. The graph on ethnic origin is represented as a bar chart rather than as a pie chart. This is because students were allowed to mark more than one response for ethnic origin as opposed to being allowed to mark only one response. The bars represent the percent of students who marked each of the ethnic categories.

Questions regarding the information found in this report can be directed to:

Pride Surveys

2140 Newmarket Parkway Suite 116 Marietta, GA 30067 1-800-279-6361
www.pridesurveys.com

Grade Chart

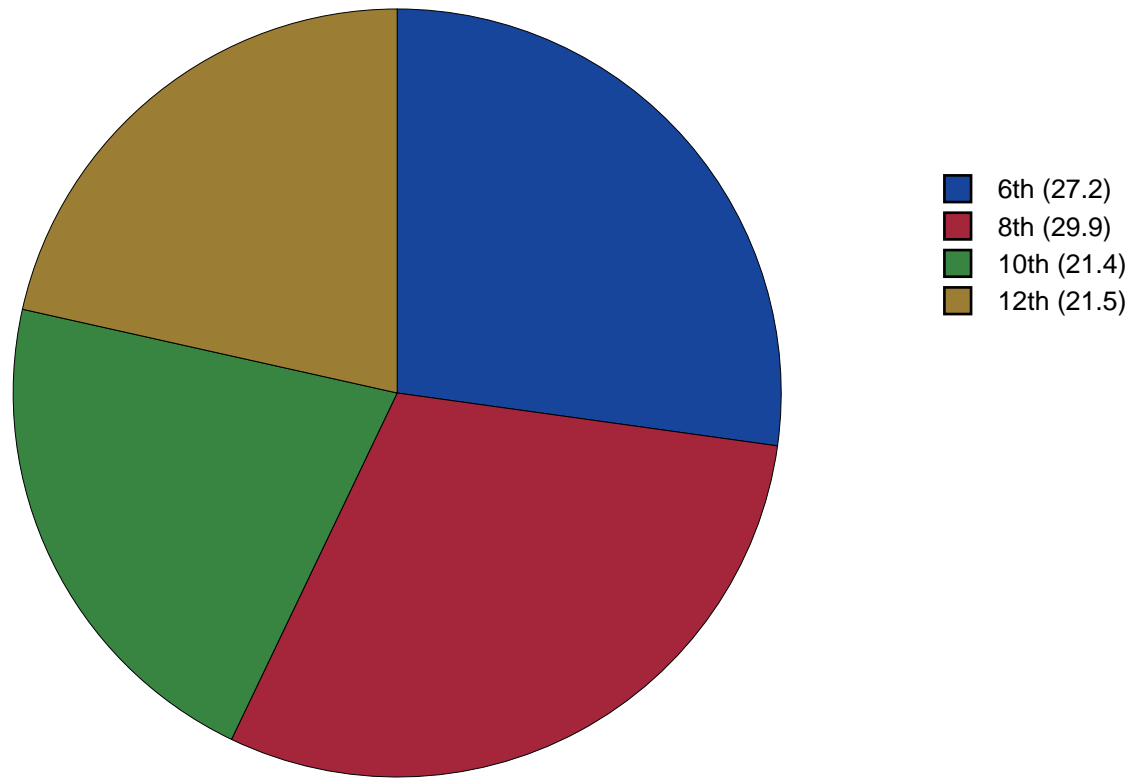


Figure 1: Grade Chart

Gender Chart

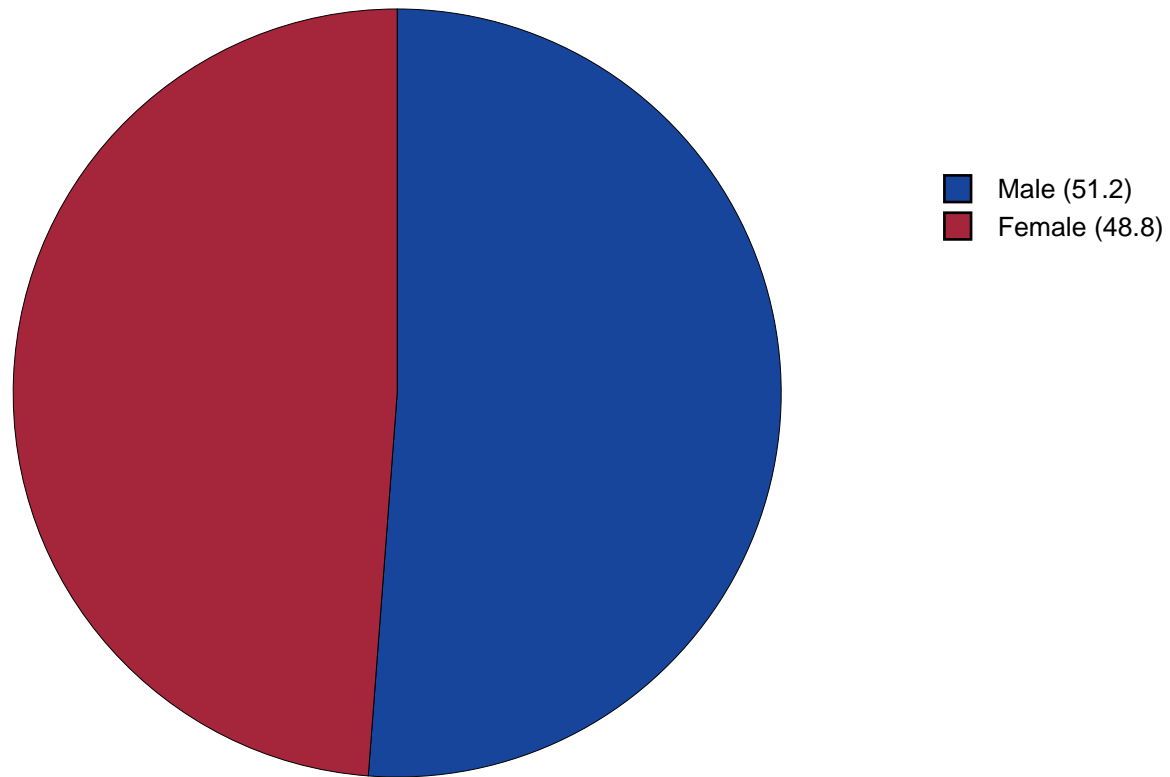


Figure 2: Gender Chart

Age Chart

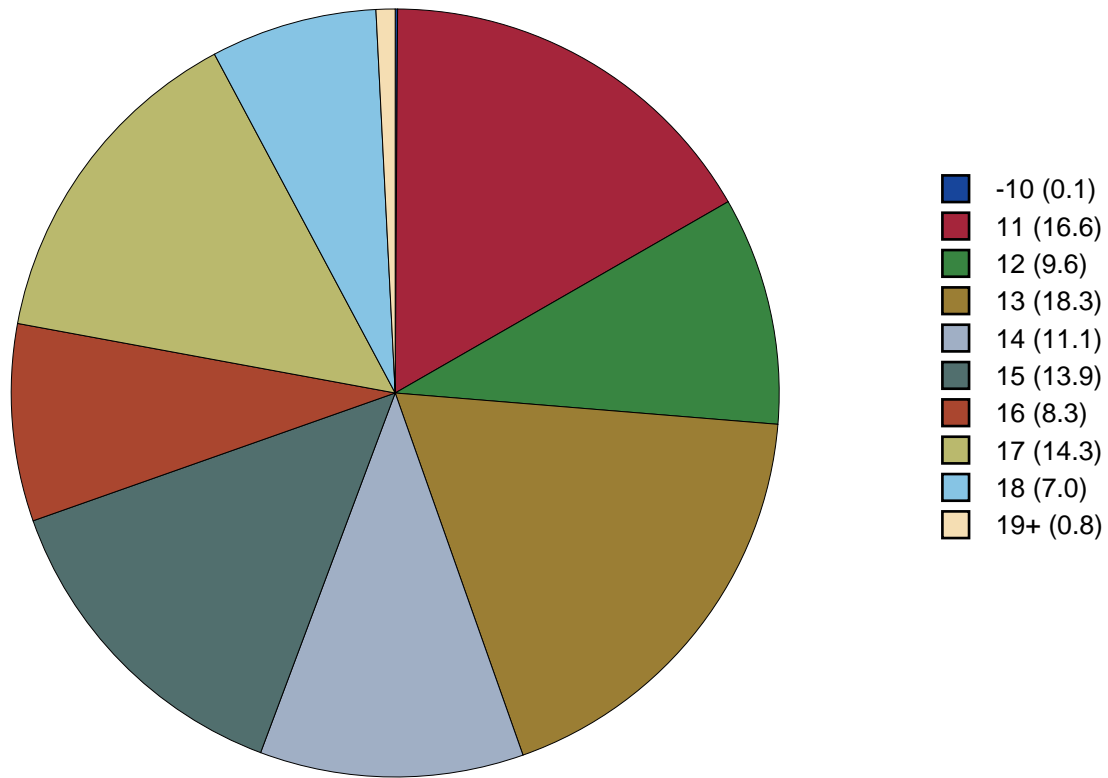


Figure 3: Age Chart

Ethnic Origin Chart

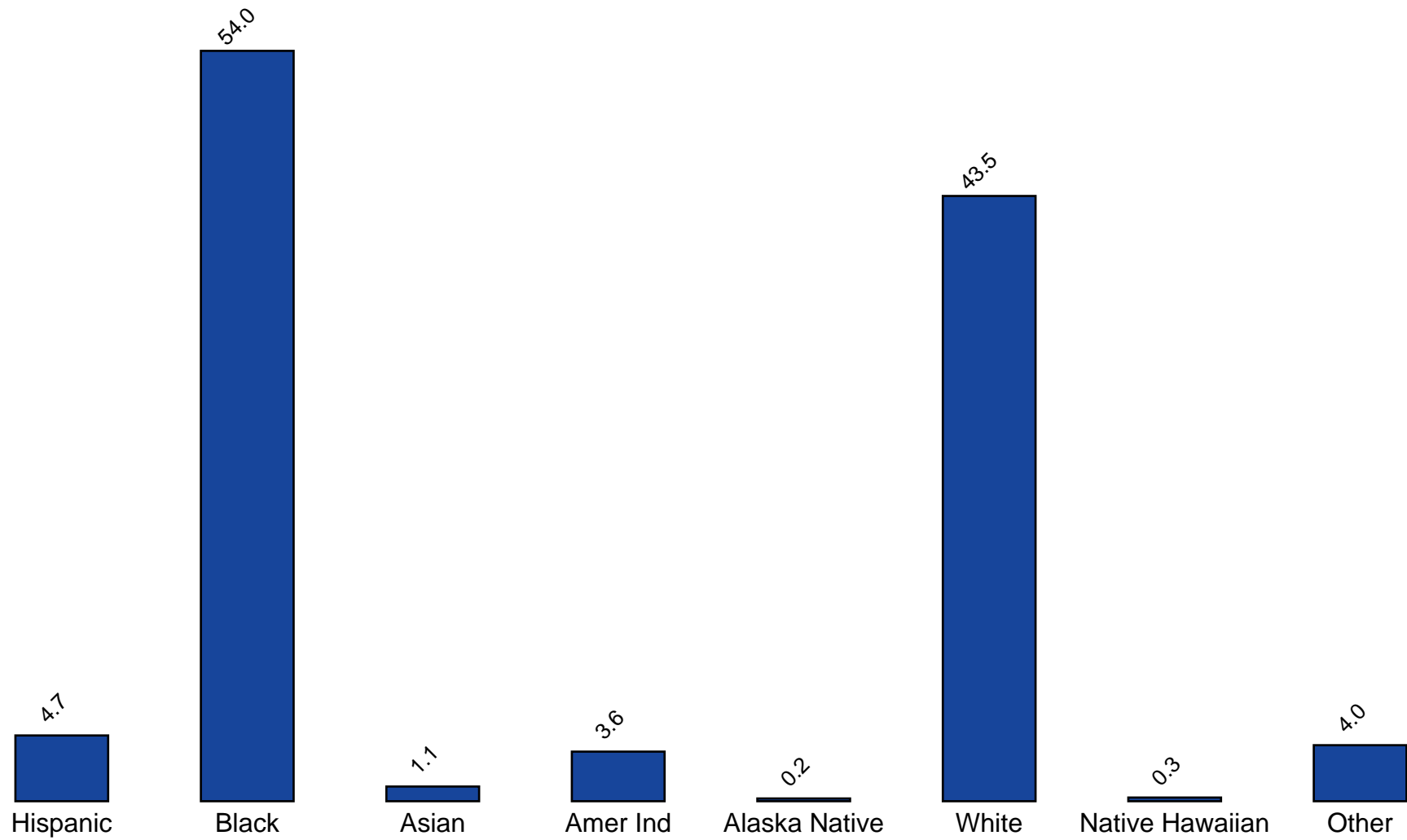


Figure 4: Ethnic Origin Chart

2 PERCENTAGE TABLES

The following tables contain frequency distribution detailing how your students responded to each question on the survey. The tables appear in the same order as the questions on the survey. The tables include breakdowns by grade level as well as overall percentages. The *N of Valid* row is a frequency count of the number of valid responses to each question for each grade and overall. The *N of Miss* row is a frequency count of the number of invalid (marked more than one response) or missing (i.e. did not respond) responses to each question for each grade and overall.

For the questions that allowed more than one response (i.e. race, live with, etc.) each response becomes a separate table. If a student did not mark the response, that was counted as a NO response, and if they did mark the response, that was counted as a YES response. Since a non response is a valid response for these questions, the *N of Miss* will always be zero for these questions.

Table 1: Sex



Response	6	8	10	12	Total	
Male	51.8	51.5	53.1	48.0	51.2	
Female	48.2	48.5	46.9	52.0	48.8	
N of Valid	407	447	324	323	1501	
N of Miss	5	5	0	3	13	

Table 2: Age











Response	6	8	10	12	Total	
10 or younger	0.2	0.0	0.0	0.0	0.1	
11	61.0	0.0	0.0	0.0	16.6	
12	34.9	0.2	0.0	0.0	9.6	
13	3.9	58.0	0.0	0.0	18.3	
14	0.0	37.3	0.3	0.0	11.1	
15	0.0	4.2	58.6	0.0	13.9	
16	0.0	0.2	37.0	1.2	8.3	
17	0.0	0.0	4.0	62.5	14.3	
18	0.0	0.0	0.0	32.6	7.0	
19 or older	0.0	0.0	0.0	3.7	0.8	
N of Valid	410	448	324	325	1507	
N of Miss	2	4	0	1	7	

Table 3: Are you Hispanic or Latino?



Response	6	8	10	12	Total	
No	95.0	95.9	94.0	96.0	95.3	
Yes	5.0	4.1	6.0	4.0	4.7	
N of Valid	357	443	317	321	1438	
N of Miss	55	9	7	5	76	

Table 4: What is your race? Black or African American



Response	6	8	10	12	Total	
No	48.1	46.5	46.9	42.0	46.0	
Yes	51.9	53.5	53.1	58.0	54.0	
N of Valid	412	452	324	326	1514	
N of Miss	0	0	0	0	0	

Table 5: What is your race? Asian



Response	6	8	10	12	Total	
No	99.3	99.1	98.5	98.8	98.9	
Yes	0.7	0.9	1.5	1.2	1.1	
N of Valid	412	452	324	326	1514	
N of Miss	0	0	0	0	0	

Table 6: What is your race? American Indian



Response	6	8	10	12	Total	
No	95.1	96.2	96.9	97.9	96.4	
Yes	4.9	3.8	3.1	2.1	3.6	
N of Valid	412	452	324	326	1514	
N of Miss	0	0	0	0	0	

Table 7: What is your race? Alaska Native



Response	6	8	10	12	Total	
No	99.5	99.8	100.0	100.0	99.8	
Yes	0.5	0.2	0.0	0.0	0.2	
N of Valid	412	452	324	326	1514	
N of Miss	0	0	0	0	0	

Table 8: What is your race? White



Response	6	8	10	12	Total	
No	57.5	55.5	54.3	58.6	56.5	
Yes	42.5	44.5	45.7	41.4	43.5	
N of Valid	412	452	324	326	1514	
N of Miss	0	0	0	0	0	

Table 9: What is your race? Native Hawaiian or Other Pacific Islander



Response	6	8	10	12	Total	
No	100.0	99.1	100.0	100.0	99.7	
Yes	0.0	0.9	0.0	0.0	0.3	
N of Valid	412	452	324	326	1514	
N of Miss	0	0	0	0	0	

Table 10: What is your race? Other



Response	6	8	10	12	Total	
No	95.1	96.7	95.1	96.9	96.0	
Yes	4.9	3.3	4.9	3.1	4.0	
N of Valid	412	452	324	326	1514	
N of Miss	0	0	0	0	0	

Table 11: What is the highest level of schooling completed by your mother or father?









Response	6	8	10	12	Total	
Completed grade school or less	4.1	3.5	1.0	1.6	2.7	
Some high school	4.1	3.7	8.3	7.5	5.6	
Completed high school	11.7	16.0	21.1	23.1	17.5	
Some college	8.1	13.0	22.7	26.8	16.8	
Completed college	26.5	25.5	27.2	24.6	25.9	
Graduate or professional school after college	10.7	13.0	6.7	8.4	10.0	
Don't know	32.6	24.3	11.8	7.8	20.2	
Does not apply	2.3	1.2	1.3	0.3	1.3	
N of Valid	393	432	313	321	1459	
N of Miss	19	20	11	5	55	

Table 12: Think of where you live most of the time. Which of the following people live there with you? Mother



Response	6	8	10	12	Total	
No	14.6	16.8	21.9	19.9	18.0	
Yes	85.4	83.2	78.1	80.1	82.0	
N of Valid	412	452	324	326	1514	
N of Miss	0	0	0	0	0	

Table 13: Think of where you live most of the time. Which of the following people live there with you? Stepmother



Response	6	8	10	12	Total	
No	96.4	94.9	91.7	96.3	94.9	
Yes	3.6	5.1	8.3	3.7	5.1	
N of Valid	412	452	324	326	1514	
N of Miss	0	0	0	0	0	

Table 14: Think of where you live most of the time. Which of the following people live there with you? Foster Mother



Response	6	8	10	12	Total	
No	98.8	99.6	100.0	99.7	99.5	
Yes	1.2	0.4	0.0	0.3	0.5	
N of Valid	412	452	324	326	1514	
N of Miss	0	0	0	0	0	

Table 15: Think of where you live most of the time. Which of the following people live there with you? Grandmother



Response	6	8	10	12	Total	
No	81.8	79.9	82.4	85.0	82.0	
Yes	18.2	20.1	17.6	15.0	18.0	
N of Valid	412	452	324	326	1514	
N of Miss	0	0	0	0	0	

Table 16: Think of where you live most of the time. Which of the following people live there with you? Aunt



Response	6	8	10	12	Total	
No	90.3	90.9	97.8	94.5	93.0	
Yes	9.7	9.1	2.2	5.5	7.0	
N of Valid	412	452	324	326	1514	
N of Miss	0	0	0	0	0	

Table 17: Think of where you live most of the time. Which of the following people live there with you? Father



Response	6	8	10	12	Total	
No	53.9	58.6	54.6	58.0	56.3	
Yes	46.1	41.4	45.4	42.0	43.7	
N of Valid	412	452	324	326	1514	
N of Miss	0	0	0	0	0	

Table 18: Think of where you live most of the time. Which of the following people live there with you? Stepfather



Response	6	8	10	12	Total	
No	84.7	81.6	83.0	80.7	82.6	
Yes	15.3	18.4	17.0	19.3	17.4	
N of Valid	412	452	324	326	1514	
N of Miss	0	0	0	0	0	

Table 19: Think of where you live most of the time. Which of the following people live there with you? Foster Father



Response	6	8	10	12	Total	
No	99.0	99.8	100.0	100.0	99.7	
Yes	1.0	0.2	0.0	0.0	0.3	
N of Valid	412	452	324	326	1514	
N of Miss	0	0	0	0	0	

Table 20: Think of where you live most of the time. Which of the following people live there with you? Grandfather



Response	6	8	10	12	Total	
No	89.8	90.5	92.3	94.8	91.6	
Yes	10.2	9.5	7.7	5.2	8.4	
N of Valid	412	452	324	326	1514	
N of Miss	0	0	0	0	0	

Table 21: Think of where you live most of the time. Which of the following people live there with you? Uncle



Response	6	8	10	12	Total	
No	93.7	94.2	95.4	96.9	94.9	
Yes	6.3	5.8	4.6	3.1	5.1	
N of Valid	412	452	324	326	1514	
N of Miss	0	0	0	0	0	

Table 22: Think of where you live most of the time. Which of the following people live there with you? Other Adults



Response	6	8	10	12	Total	
No	98.1	96.9	98.1	97.9	97.7	
Yes	1.9	3.1	1.9	2.1	2.3	
N of Valid	412	452	324	326	1514	
N of Miss	0	0	0	0	0	

Table 23: Think of where you live most of the time. Which of the following people live there with you? Brother(s)



Response	6	8	10	12	Total	
No	49.3	53.8	65.1	66.3	57.7	
Yes	50.7	46.2	34.9	33.7	42.3	
N of Valid	412	452	324	326	1514	
N of Miss	0	0	0	0	0	

Table 24: Think of where you live most of the time. Which of the following people live there with you? Stepbrother(s)



Response	6	8	10	12	Total	
No	94.7	96.2	95.4	97.5	95.9	
Yes	5.3	3.8	4.6	2.5	4.1	
N of Valid	412	452	324	326	1514	
N of Miss	0	0	0	0	0	

Table 25: Think of where you live most of the time. Which of the following people live there with you? Sister(s)



Response	6	8	10	12	Total	
No	57.3	55.8	63.0	66.3	60.0	
Yes	42.7	44.2	37.0	33.7	40.0	
N of Valid	412	452	324	326	1514	
N of Miss	0	0	0	0	0	

Table 26: Think of where you live most of the time. Which of the following people live there with you? Stepsister(s)



Response	6	8	10	12	Total	
No	94.9	94.7	95.4	98.5	95.7	
Yes	5.1	5.3	4.6	1.5	4.3	
N of Valid	412	452	324	326	1514	
N of Miss	0	0	0	0	0	

Table 27: Think of where you live most of the time. Which of the following people live there with you? Other Children



Response	6	8	10	12	Total	
No	94.2	92.9	92.9	91.7	93.0	
Yes	5.8	7.1	7.1	8.3	7.0	
N of Valid	412	452	324	326	1514	
N of Miss	0	0	0	0	0	

Table 28: In my school, students have lots of chances to help decide things like class activities and rules.





Response	6	8	10	12	Total	
NO!	14.5	27.4	18.2	27.9	22.1	
no	28.3	36.9	27.0	29.7	30.9	
yes	46.8	29.9	45.6	37.5	39.5	
YES!	10.3	5.8	9.1	5.0	7.6	
N of Valid	406	445	318	323	1492	
N of Miss	6	7	6	3	22	

Table 29: Teachers ask me to work on special classroom projects.





Response	6	8	10	12	Total	
NO!	8.5	12.6	11.0	8.0	10.1	
no	23.1	33.2	34.5	35.5	31.2	
yes	44.8	44.2	46.4	47.2	45.5	
YES!	23.6	9.9	8.2	9.3	13.1	
N of Valid	402	443	319	324	1488	
N of Miss	10	9	5	2	26	

Table 30: My teacher(s) notices when I am doing a good job and lets me know about it.

Response	6	8	10	12	Total	
NO!	8.1	13.5	7.5	10.2	10.0	
no	13.5	22.8	18.6	22.8	19.4	
yes	48.0	40.2	52.2	46.3	46.2	
YES!	30.4	23.5	21.7	20.7	24.4	
N of Valid	408	443	318	324	1493	
N of Miss	4	9	6	2	21	

Table 31: There are lots of chances for students in my school to get involved in sports, clubs, and other school activities outside of class.

Response	6	8	10	12	Total	
NO!	4.7	6.7	4.1	5.0	5.2	
no	13.0	12.8	9.7	8.7	11.3	
yes	42.2	40.4	36.6	45.8	41.2	
YES!	40.2	40.1	49.7	40.6	42.3	
N of Valid	408	446	320	323	1497	
N of Miss	4	6	4	3	17	

Table 32: There are lots of chances for students in my school to talk with a teacher one-on-one.

Response	6	8	10	12	Total	
NO!	6.7	10.1	6.0	5.3	7.3	
no	12.1	20.9	21.7	27.5	20.1	
yes	47.8	44.9	49.4	48.8	47.5	
YES!	33.5	24.0	23.0	18.4	25.2	
N of Valid	406	445	318	320	1489	
N of Miss	6	7	6	6	25	

Table 33: I feel safe at my school.





Response	6	8	10	12	Total	
NO!	9.3	13.8	11.1	15.2	12.3	
no	11.3	17.2	18.4	22.9	17.1	
yes	45.5	51.0	57.8	51.4	51.0	
YES!	33.9	18.1	12.7	10.5	19.6	
N of Valid	407	443	315	323	1488	
N of Miss	5	9	9	3	26	

Table 34: The school lets my parents know when I have done something well.





Response	6	8	10	12	Total	
NO!	9.9	24.4	17.0	28.1	19.7	
no	26.2	36.9	45.0	40.3	36.5	
yes	41.3	29.1	31.8	25.6	32.2	
YES!	22.5	9.6	6.3	5.9	11.6	
N of Valid	404	447	318	320	1489	
N of Miss	8	5	6	6	25	

Table 35: My teachers praise me when I work hard in school.





Response	6	8	10	12	Total	
NO!	14.3	22.6	15.3	21.4	18.5	
no	30.1	36.9	36.9	32.8	34.2	
yes	35.6	31.9	39.2	37.2	35.6	
YES!	20.1	8.6	8.6	8.7	11.7	
N of Valid	399	442	314	323	1478	
N of Miss	13	10	10	3	36	

Table 36: Are your school grades better than the grades of most students in your class?


Response	6	8	10	12	Total	
NO!	7.5	6.7	4.7	4.0	5.9	
no	26.4	22.6	23.9	17.3	22.8	
yes	45.4	46.3	50.9	57.7	49.5	
YES!	20.7	24.4	20.4	21.0	21.8	
N of Valid	401	447	318	324	1490	
N of Miss	11	5	6	2	24	

Table 37: I have lots of chances to be part of class discussions or activities.


Response	6	8	10	12	Total	
NO!	6.1	8.3	4.7	5.6	6.4	
no	11.5	16.6	11.3	17.3	14.2	
yes	50.0	51.9	58.8	56.3	53.8	
YES!	32.4	23.3	25.2	20.7	25.6	
N of Valid	408	447	318	323	1496	
N of Miss	4	5	6	3	18	

Table 38: Now thinking back over the past year in school, how often did you: enjoy being in school?


Response	6	8	10	12	Total	
Never	9.9	9.9	10.1	17.6	11.6	
Seldom	8.7	17.3	15.8	19.1	15.0	
Sometimes	35.4	42.2	40.7	39.2	39.4	
Often	25.5	21.6	23.0	17.6	22.1	
Almost always	20.5	9.0	10.4	6.6	11.9	
N of Valid	404	445	317	319	1485	
N of Miss	8	7	7	7	29	

Table 39: Now thinking back over the past year in school, how often did you: hate being in school?






Response	6	8	10	12	Total	
Never	18.5	7.0	4.4	6.6	9.5	
Seldom	24.5	22.5	19.6	13.8	20.6	
Sometimes	35.5	33.8	41.1	34.8	36.0	
Often	9.5	19.1	19.0	27.6	18.3	
Almost always	12.0	17.6	15.8	17.2	15.6	
N of Valid	400	444	316	319	1479	
N of Miss	12	8	8	7	35	

Table 40: Now thinking back over the past year in school, how often did you: try to do your best work in school?






Response	6	8	10	12	Total	
Never	0.8	0.5	0.6	1.6	0.8	
Seldom	1.2	1.6	2.2	3.8	2.1	
Sometimes	5.0	7.5	8.9	12.7	8.2	
Often	18.2	28.3	29.9	34.8	27.3	
Almost always	74.8	62.1	58.3	47.2	61.5	
N of Valid	400	441	314	316	1471	
N of Miss	12	11	10	10	43	

Table 41: How often do you feel that the school work you are assigned is meaningful and important?






Response	6	8	10	12	Total	
Never	5.2	9.0	5.8	9.2	7.3	
Seldom	8.2	15.6	18.6	23.2	15.8	
Sometimes	18.8	29.0	39.7	34.4	29.6	
Often	33.9	26.2	26.6	20.4	27.2	
Almost always	33.9	20.1	9.3	12.7	20.0	
N of Valid	404	442	312	314	1472	
N of Miss	8	10	12	12	42	

Table 42: Putting them all together, what were your grades like last year?

Response	6	8	10	12	Total	
Mostly F's	1.3	1.2	0.7	0.6	1.0	
Mostly D's	2.2	2.9	2.3	1.6	2.3	
Mostly C's	17.2	15.9	20.1	19.9	18.0	
Mostly B's	40.1	41.4	41.1	48.1	42.5	
Mostly A's	39.2	38.5	35.8	29.8	36.2	
N of Valid	372	408	299	312	1391	
N of Miss	40	44	25	14	123	

Table 43: How important do you think the things you are learning in school are going to be for your later life?

Response	6	8	10	12	Total	
Very important	57.7	36.7	25.1	18.1	36.0	
Quite important	22.9	23.5	20.6	19.0	21.8	
Fairly important	12.9	20.4	28.3	30.5	22.2	
Slightly important	4.2	14.8	22.8	25.4	15.9	
Not at all important	2.2	4.7	3.2	7.0	4.2	
N of Valid	402	447	311	315	1475	
N of Miss	10	5	13	11	39	

Table 44: Do your parents care about your skipping or cutting school?

Response	6	8	10	12	Total	
Yes	93.5	94.3	94.9	93.0	93.9	
No	6.5	5.7	5.1	7.0	6.1	
N of Valid	402	441	312	314	1469	
N of Miss	10	11	12	12	45	

Table 45: During the LAST FOUR WEEKS how many whole days of school have you missed because you skipped or 'cut'?








Response	6	8	10	12	Total	
None	71.0	75.5	78.8	66.5	73.1	
1	12.4	9.0	7.0	10.5	9.8	
2	8.7	5.6	4.4	8.0	6.7	
3	3.0	6.3	5.7	6.4	5.3	
4-5	4.0	2.7	3.2	4.8	3.6	
6-10	0.7	0.2	0.3	2.9	0.9	
11 or more	0.2	0.7	0.6	1.0	0.6	
N of Valid	404	445	316	313	1478	
N of Miss	8	7	8	13	36	

Table 46: What are the chances you would be seen as cool if you: smoked cigarettes?






Response	6	8	10	12	Total	
No or very little chance	90.2	78.8	70.5	72.3	78.7	
Little chance	4.5	10.4	11.5	14.0	9.8	
Some chance	2.3	6.8	9.9	7.6	6.4	
Pretty good chance	1.5	2.3	5.1	4.1	3.1	
Very good chance	1.5	1.8	2.9	1.9	2.0	
N of Valid	397	443	312	314	1466	
N of Miss	15	9	12	12	48	

Table 47: What are the chances you would be seen as cool if you: worked hard at school?






Response	6	8	10	12	Total	
No or very little chance	6.5	7.9	6.5	15.9	8.9	
Little chance	5.5	12.0	12.6	12.1	10.4	
Some chance	10.3	17.2	24.2	20.6	17.5	
Pretty good chance	23.6	24.6	25.2	22.2	23.9	
Very good chance	54.0	38.4	31.6	29.2	39.2	
N of Valid	398	443	310	315	1466	
N of Miss	14	9	14	11	48	

Table 48: What are the chances you would be seen as cool if you: began drinking alcoholic beverages regularly, that is, at least once or twice a month?






Response	6	8	10	12	Total	
No or very little chance	87.3	70.6	46.5	55.4	66.8	
Little chance	7.2	14.0	19.6	15.0	13.5	
Some chance	2.2	9.3	14.7	11.5	9.0	
Pretty good chance	2.0	3.4	13.5	12.4	7.1	
Very good chance	1.2	2.7	5.8	5.7	3.6	
N of Valid	401	442	312	314	1469	
N of Miss	11	10	12	12	45	

Table 49: What are the chances you would be seen as cool if you: defended someone who was being bullied?






Response	6	8	10	12	Total	
No or very little chance	11.8	13.5	13.6	17.5	13.9	
Little chance	10.3	11.5	13.6	15.3	12.4	
Some chance	16.3	25.5	24.7	25.2	22.8	
Pretty good chance	22.4	23.5	24.7	22.6	23.2	
Very good chance	39.2	26.0	23.4	19.4	27.6	
N of Valid	398	443	308	314	1463	
N of Miss	14	9	16	12	51	

Table 50: What are the chances you would be seen as cool if you: smoked marijuana?






Response	6	8	10	12	Total	
No or very little chance	90.4	68.3	50.2	51.0	66.7	
Little chance	4.6	10.4	9.0	12.7	9.0	
Some chance	1.3	5.7	12.2	12.4	7.3	
Pretty good chance	1.0	7.2	10.9	10.5	7.0	
Very good chance	2.8	8.4	17.7	13.4	9.9	
N of Valid	395	442	311	314	1462	
N of Miss	17	10	13	12	52	

Table 51: What are the chances you would be seen as cool if you: carried a handgun?


Response	6	8	10	12	Total	
No or very little chance	84.8	74.7	62.1	64.2	72.5	
Little chance	6.1	10.4	12.2	15.3	10.7	
Some chance	3.3	5.4	11.3	9.6	7.0	
Pretty good chance	2.0	2.9	6.1	7.0	4.2	
Very good chance	3.8	6.5	8.4	3.8	5.6	
N of Valid	394	443	311	313	1461	
N of Miss	18	9	13	13	53	

Table 52: What are the chances you would be seen as cool if you: used e-cigarettes, e-cigars or e-hookahs?


Response	6	8	10	12	Total	
No or very little chance	89.9	73.9	59.0	58.9	71.9	
Little chance	3.3	10.1	15.2	13.7	10.1	
Some chance	3.5	6.1	8.4	13.1	7.4	
Pretty good chance	0.5	5.2	9.7	8.9	5.7	
Very good chance	2.8	4.7	7.7	5.4	5.0	
N of Valid	396	444	310	314	1464	
N of Miss	16	8	14	12	50	

Table 53: What are the chances you would be seen as cool if you: bullied someone or cyber bullied someone?


Response	6	8	10	12	Total	
No or very little chance	78.5	73.4	68.5	69.6	72.9	
Little chance	12.4	10.8	13.8	17.6	13.3	
Some chance	3.5	7.0	7.7	7.0	6.2	
Pretty good chance	2.5	4.1	4.5	3.5	3.6	
Very good chance	3.0	4.7	5.5	2.2	3.9	
N of Valid	395	443	311	313	1462	
N of Miss	17	9	13	13	52	

Table 54: Think of your four best friends (the friends you feel closest to). In the past year (12 months), how many of your best friends have: participated in clubs, organizations or activities at school?






Response	6	8	10	12	Total	
0	22.5	17.0	8.5	13.8	16.0	
1	12.2	12.2	13.7	12.5	12.6	
2	12.4	13.1	17.0	18.0	14.8	
3	16.2	17.7	15.0	18.3	16.9	
4	36.7	40.1	45.8	37.3	39.8	
N of Valid	395	436	306	311	1448	
N of Miss	17	16	18	15	66	

Table 55: Think of your four best friends (the friends you feel closest to). In the past year (12 months), how many of your best friends have: smoked cigarettes?






Response	6	8	10	12	Total	
0	93.2	80.1	65.6	66.3	77.7	
1	5.0	10.1	15.1	13.5	10.5	
2	1.0	5.7	9.8	10.6	6.3	
3	0.0	0.9	4.6	2.9	1.9	
4	0.8	3.2	4.9	6.7	3.7	
N of Valid	398	437	305	312	1452	
N of Miss	14	15	19	14	62	

Table 56: Think of your four best friends (the friends you feel closest to). In the past year (12 months), how many of your best friends have: tried beer, wine or hard liquor (for example, vodka, whiskey, or gin) when their parents didn't know about it?






Response	6	8	10	12	Total	
0	87.8	66.4	41.2	38.5	61.0	
1	8.0	11.8	15.4	12.8	11.7	
2	1.2	8.4	14.1	14.7	9.0	
3	0.7	5.9	12.4	11.2	7.0	
4	2.2	7.5	17.0	22.8	11.3	
N of Valid	402	440	306	312	1460	
N of Miss	10	12	18	14	54	

Table 57: Think of your four best friends (the friends you feel closest to). In the past year (12 months), how many of your best friends have: used e-cigarettes, e-cigars, or e-hookahs?






Response	6	8	10	12	Total	
0	95.0	84.7	72.6	63.3	80.4	
1	3.2	6.6	8.6	11.5	7.1	
2	0.2	3.9	9.2	9.3	5.1	
3	0.5	2.5	2.0	4.8	2.3	
4	1.0	2.3	7.6	11.2	4.9	
N of Valid	402	439	303	313	1457	
N of Miss	10	13	21	13	57	

Table 58: Think of your four best friends (the friends you feel closest to). In the past year (12 months), how many of your best friends have: used marijuana?






Response	6	8	10	12	Total	
0	96.5	75.5	54.9	49.0	71.2	
1	2.3	8.5	10.9	15.3	8.7	
2	0.3	6.7	10.5	11.5	6.7	
3	0.3	4.1	10.5	6.4	4.9	
4	0.8	5.3	13.2	17.8	8.4	
N of Valid	399	436	304	314	1453	
N of Miss	13	16	20	12	61	

Table 59: Think of your four best friends (the friends you feel closest to). In the past year (12 months), how many of your best friends have: used prescription drugs or non-prescription drugs for the purpose of getting high?






Response	6	8	10	12	Total	
0	97.0	88.2	73.0	72.3	84.0	
1	1.5	5.5	10.1	9.4	6.2	
2	0.2	3.2	4.9	7.1	3.6	
3	0.0	1.1	3.9	3.2	1.9	
4	1.2	2.0	8.1	8.1	4.4	
N of Valid	401	440	307	310	1458	
N of Miss	11	12	17	16	56	

Table 60: Think of your four best friends (the friends you feel closest to). In the past year (12 months), how many of your best friends have: used synthetic marijuana (K2, spice) or bath salts?






Response	6	8	10	12	Total	
0	98.2	95.7	92.7	89.7	94.5	
1	0.8	1.8	2.6	4.2	2.2	
2	0.3	1.1	1.3	2.2	1.2	
3	0.5	0.5	1.0	1.0	0.7	
4	0.3	0.9	2.3	2.9	1.4	
N of Valid	396	441	302	312	1451	
N of Miss	16	11	22	14	63	

Table 61: Think of your four best friends (the friends you feel closest to). In the past year (12 months), how many of your best friends have: used LSD, cocaine, amphetamines, or other illegal drugs?






Response	6	8	10	12	Total	
0	99.0	96.4	87.8	90.8	94.1	
1	0.5	1.6	5.9	2.9	2.5	
2	0.3	0.7	2.3	3.8	1.6	
3	0.3	0.5	1.7	0.6	0.7	
4	0.0	0.9	2.3	1.9	1.2	
N of Valid	396	440	303	314	1453	
N of Miss	16	12	21	12	61	

Table 62: Think of your four best friends (the friends you feel closest to). In the past year (12 months), how many of your best friends have: been bullied?






Response	6	8	10	12	Total	
0	37.2	47.6	57.5	70.3	51.7	
1	25.8	22.9	17.9	12.6	20.4	
2	15.7	13.3	10.0	10.0	12.5	
3	7.6	6.2	6.0	2.3	5.7	
4	13.7	10.1	8.6	4.8	9.6	
N of Valid	395	437	301	310	1443	
N of Miss	17	15	23	16	71	

Table 63: Think of your four best friends (the friends you feel closest to). In the past year (12 months), how many of your best friends have: been suspended from school?






Response	6	8	10	12	Total	
0	58.6	50.5	57.1	57.4	55.5	
1	19.7	21.1	13.3	15.5	17.9	
2	9.7	11.1	14.3	12.9	11.8	
3	2.6	7.3	5.0	4.2	4.9	
4	9.5	10.0	10.3	10.0	9.9	
N of Valid	391	440	301	310	1442	
N of Miss	21	12	23	16	72	

Table 64: Think of your four best friends (the friends you feel closest to). In the past year (12 months), how many of your best friends have: carried a handgun?






Response	6	8	10	12	Total	
0	94.5	91.1	84.5	85.5	89.5	
1	2.5	4.3	5.6	4.2	4.1	
2	1.3	1.6	5.3	5.1	3.0	
3	0.3	0.9	1.3	1.9	1.0	
4	1.5	2.0	3.3	3.2	2.4	
N of Valid	398	440	303	311	1452	
N of Miss	14	12	21	15	62	

Table 65: Think of your four best friends (the friends you feel closest to). In the past year (12 months), how many of your best friends have: sold illegal drugs?






Response	6	8	10	12	Total	
0	98.2	94.1	79.1	81.0	89.3	
1	1.5	2.3	8.3	10.0	5.0	
2	0.0	1.6	7.0	4.2	2.8	
3	0.0	0.9	1.3	2.6	1.1	
4	0.3	1.1	4.3	2.3	1.8	
N of Valid	398	441	301	310	1450	
N of Miss	14	11	23	16	64	

Table 66: Think of your four best friends (the friends you feel closest to). In the past year (12 months), how many of your best friends have: regularly attended religious services?






Response	6	8	10	12	Total	
0	49.1	35.2	29.8	30.1	36.8	
1	7.5	10.5	16.9	17.5	12.5	
2	7.8	13.5	16.3	21.7	14.3	
3	9.3	10.8	9.5	11.7	10.3	
4	26.4	30.0	27.5	19.1	26.1	
N of Valid	387	437	295	309	1428	
N of Miss	25	15	29	17	86	

Table 67: Think of your four best friends (the friends you feel closest to). In the past year (12 months), how many of your best friends have: stolen or tried to steal a motor vehicle such as a car or motorcycle?






Response	6	8	10	12	Total	
0	96.0	94.6	88.3	92.3	93.2	
1	2.5	3.4	6.0	3.9	3.8	
2	0.5	1.1	3.0	2.3	1.6	
3	0.5	0.7	1.0	1.0	0.8	
4	0.5	0.2	1.7	0.6	0.7	
N of Valid	399	441	299	311	1450	
N of Miss	13	11	25	15	64	

Table 68: Think of your four best friends (the friends you feel closest to). In the past year (12 months), how many of your best friends have: been arrested?






Response	6	8	10	12	Total	
0	95.7	87.3	77.3	77.9	85.5	
1	2.3	7.0	12.0	11.2	7.6	
2	1.0	2.7	5.7	5.4	3.4	
3	0.3	0.7	1.0	2.6	1.0	
4	0.8	2.3	4.0	2.9	2.3	
N of Valid	399	442	300	312	1453	
N of Miss	13	10	24	14	61	

Table 69: Think of your four best friends (the friends you feel closest to). In the past year (12 months), how many of your best friends have: dropped out of school?






Response	6	8	10	12	Total	
0	96.0	95.5	89.7	88.4	92.9	
1	2.8	3.2	6.0	8.0	4.7	
2	0.8	0.7	1.3	1.9	1.1	
3	0.3	0.2	1.0	0.6	0.5	
4	0.3	0.5	2.0	1.0	0.8	
N of Valid	398	440	301	311	1450	
N of Miss	14	12	23	15	64	

Table 70: Think of your four best friends (the friends you feel closest to). In the past year (12 months), how many of your best friends have: been members of a gang?






Response	6	8	10	12	Total	
0	89.9	84.5	79.6	81.0	84.2	
1	4.3	4.8	3.3	6.8	4.8	
2	2.3	3.7	4.7	4.8	3.7	
3	0.5	1.8	2.3	1.6	1.5	
4	3.0	5.3	10.0	5.8	5.8	
N of Valid	396	438	299	310	1443	
N of Miss	16	14	25	16	71	

Table 71: How old were you when you first: smoked marijuana?










Response	6	8	10	12	Total	
Never	98.2	86.9	71.2	64.9	82.1	
10 or younger	0.5	2.5	2.6	1.0	1.7	
11	1.3	3.0	2.6	1.6	2.2	
12	0.0	2.1	5.6	2.6	2.4	
13	0.0	4.4	5.0	3.3	3.1	
14	0.0	1.1	5.3	5.9	2.7	
15	0.0	0.0	6.3	7.9	3.0	
16	0.0	0.0	1.3	8.9	2.2	
17 or older	0.0	0.0	0.0	3.9	0.8	
N of Valid	397	436	302	305	1440	
N of Miss	15	16	22	21	74	

Table 72: How old were you when you first: smoked a cigarette, even just a puff?










Response	6	8	10	12	Total	
Never	94.7	82.1	70.6	70.4	80.7	
10 or younger	3.3	7.8	9.2	3.6	6.0	
11	1.3	2.1	3.3	2.6	2.2	
12	0.8	4.8	4.0	3.3	3.2	
13	0.0	2.5	3.6	3.3	2.2	
14	0.0	0.7	5.0	5.9	2.5	
15	0.0	0.0	2.6	2.0	1.0	
16	0.0	0.0	1.7	5.9	1.6	
17 or older	0.0	0.0	0.0	3.3	0.7	
N of Valid	399	436	303	307	1445	
N of Miss	13	16	21	19	69	

Table 73: How old were you when you first: had more than a sip or two of beer, wine or hard liquor (for example, vodka, whiskey, or gin)?










Response	6	8	10	12	Total	
Never	86.2	65.0	48.7	38.2	61.7	
10 or younger	9.0	9.4	9.3	9.5	9.3	
11	3.3	6.7	4.6	2.0	4.3	
12	1.3	6.9	6.3	2.6	4.3	
13	0.3	9.9	7.9	6.2	6.0	
14	0.0	1.8	10.9	8.8	4.7	
15	0.0	0.0	10.3	8.8	4.0	
16	0.0	0.0	2.0	13.1	3.2	
17 or older	0.0	0.2	0.0	10.8	2.4	
N of Valid	398	434	302	306	1440	
N of Miss	14	18	22	20	74	

Table 74: How old were you when you first: began drinking alcoholic beverages regularly, that is, at least once or twice a month?


Response	6	8	10	12	Total	
Never	97.7	94.3	80.3	74.8	88.2	
10 or younger	1.8	1.1	1.0	0.7	1.2	
11	0.3	0.5	1.0	0.7	0.6	
12	0.3	1.4	1.3	0.7	0.9	
13	0.0	1.8	3.0	2.0	1.6	
14	0.0	0.7	4.6	2.9	1.8	
15	0.0	0.0	6.6	3.3	2.1	
16	0.0	0.0	2.3	7.8	2.1	
17 or older	0.0	0.2	0.0	7.2	1.6	
N of Valid	399	439	304	306	1448	
N of Miss	13	13	20	20	66	

Table 75: How old were you when you first: used Daztrex?


Response	6	8	10	12	Total	
Never	100.0	100.0	100.0	100.0	100.0	
10 or younger	0.0	0.0	0.0	0.0	0.0	
11	0.0	0.0	0.0	0.0	0.0	
12	0.0	0.0	0.0	0.0	0.0	
13	0.0	0.0	0.0	0.0	0.0	
14	0.0	0.0	0.0	0.0	0.0	
15	0.0	0.0	0.0	0.0	0.0	
16	0.0	0.0	0.0	0.0	0.0	
17 or older	0.0	0.0	0.0	0.0	0.0	
N of Valid	394	433	300	308	1435	
N of Miss	18	19	24	18	79	

Table 76: How old were you when you first: got suspended from school?










Response	6	8	10	12	Total	
Never	79.6	71.3	62.4	68.0	71.0	
10 or younger	13.9	7.8	11.1	5.6	9.7	
11	3.5	7.6	1.7	4.2	4.5	
12	2.5	6.0	4.0	0.7	3.5	
13	0.3	6.2	8.1	3.3	4.3	
14	0.3	1.1	6.0	4.2	2.6	
15	0.0	0.0	5.0	4.9	2.1	
16	0.0	0.0	1.3	6.9	1.7	
17 or older	0.0	0.0	0.3	2.3	0.6	
N of Valid	397	435	298	306	1436	
N of Miss	15	17	26	20	78	

Table 77: How old were you when you first: got arrested?










Response	6	8	10	12	Total	
Never	97.5	94.5	91.7	89.0	93.6	
10 or younger	1.3	1.6	0.7	1.0	1.2	
11	0.5	0.5	1.3	0.3	0.6	
12	0.8	1.4	0.7	0.0	0.8	
13	0.0	0.9	0.3	1.3	0.6	
14	0.0	1.1	1.7	1.0	0.9	
15	0.0	0.0	2.3	1.6	0.8	
16	0.0	0.0	1.3	3.6	1.0	
17 or older	0.0	0.0	0.0	2.3	0.5	
N of Valid	398	438	302	308	1446	
N of Miss	14	14	22	18	68	

Table 78: How old were you when you first: carried a handgun?


Response	6	8	10	12	Total	
Never	95.5	93.3	89.8	89.3	92.3	
10 or younger	3.0	3.0	0.3	2.3	2.3	
11	1.0	0.5	0.7	1.3	0.8	
12	0.5	1.8	1.0	0.3	1.0	
13	0.0	0.2	3.3	1.0	1.0	
14	0.0	1.2	2.0	0.7	0.9	
15	0.0	0.0	3.0	2.0	1.0	
16	0.0	0.0	0.0	1.3	0.3	
17 or older	0.0	0.0	0.0	2.0	0.4	
N of Valid	396	434	303	307	1440	
N of Miss	16	18	21	19	74	

Table 79: How old were you when you first: used e-cigarettes, e-cigars, or e-hookahs?


Response	6	8	10	12	Total	
Never	97.5	92.7	83.2	81.1	89.5	
10 or younger	1.8	0.5	1.0	0.7	1.0	
11	0.8	0.5	0.3	0.3	0.5	
12	0.0	1.8	1.0	0.0	0.8	
13	0.0	3.2	1.7	1.0	1.5	
14	0.0	1.4	5.3	0.7	1.7	
15	0.0	0.0	6.9	3.3	2.1	
16	0.0	0.0	0.7	6.5	1.5	
17 or older	0.0	0.0	0.0	6.5	1.4	
N of Valid	397	437	303	307	1444	
N of Miss	15	15	21	19	70	

Table 80: How old were you when you first: belonged to a gang?










Response	6	8	10	12	Total	
Never	96.7	93.6	91.8	93.2	94.0	
10 or younger	1.0	2.5	1.3	1.3	1.6	
11	1.5	0.9	1.0	1.6	1.2	
12	0.8	0.9	1.3	0.0	0.8	
13	0.0	1.4	0.7	1.3	0.8	
14	0.0	0.5	1.3	0.6	0.6	
15	0.0	0.2	1.6	1.0	0.6	
16	0.0	0.0	1.0	0.6	0.3	
17 or older	0.0	0.0	0.0	0.3	0.1	
N of Valid	398	435	305	308	1446	
N of Miss	14	17	19	18	68	

Table 81: How old were you when you first: used prescription drugs not prescribed to you?










Response	6	8	10	12	Total	
Never	98.0	94.7	86.8	82.5	91.3	
10 or younger	0.8	1.8	2.0	1.6	1.5	
11	1.0	0.5	0.7	0.3	0.6	
12	0.3	0.5	1.7	1.0	0.8	
13	0.0	2.1	2.0	1.3	1.3	
14	0.0	0.5	2.3	1.9	1.0	
15	0.0	0.0	3.6	4.5	1.7	
16	0.0	0.0	0.7	5.2	1.2	
17 or older	0.0	0.0	0.3	1.6	0.4	
N of Valid	397	438	302	308	1445	
N of Miss	15	14	22	18	69	

Table 82: How wrong do you think it is for someone your age to: take a handgun to school?





Response	6	8	10	12	Total	
Very wrong	89.6	85.8	85.3	84.6	86.5	
Wrong	7.2	10.0	8.8	10.8	9.2	
A little bit wrong	2.5	3.0	3.6	3.3	3.0	
Not at all wrong	0.7	1.1	2.3	1.3	1.3	
N of Valid	402	438	307	305	1452	
N of Miss	10	14	17	21	62	

Table 83: How wrong do you think it is for someone your age to: steal anything?





Response	6	8	10	12	Total	
Very wrong	79.0	63.3	66.7	70.4	69.8	
Wrong	16.0	28.9	23.5	24.7	23.3	
A little bit wrong	4.0	7.1	9.2	3.9	6.0	
Not at all wrong	1.0	0.7	0.7	1.0	0.8	
N of Valid	400	439	306	304	1449	
N of Miss	12	13	18	22	65	

Table 84: How wrong do you think it is for someone your age to: pick a fight with someone?





Response	6	8	10	12	Total	
Very wrong	61.3	47.4	51.8	55.8	53.9	
Wrong	27.3	27.9	29.3	27.1	27.9	
A little bit wrong	7.2	19.2	13.4	14.5	13.7	
Not at all wrong	4.2	5.5	5.5	2.6	4.6	
N of Valid	403	437	307	303	1450	
N of Miss	9	15	17	23	64	

Table 85: How wrong do you think it is for someone your age to: attack someone with the idea of seriously hurting them?





Response	6	8	10	12	Total	
Very wrong	90.0	72.8	71.7	70.3	76.8	
Wrong	5.5	19.5	14.3	18.0	14.2	
A little bit wrong	3.5	4.8	8.5	8.8	6.1	
Not at all wrong	1.0	3.0	5.5	2.9	3.0	
N of Valid	402	437	307	306	1452	
N of Miss	10	15	17	20	62	

Table 86: How wrong do you think it is for someone your age to: stay away from school all day when their parents think they are at school?





Response	6	8	10	12	Total	
Very wrong	84.8	70.2	64.5	58.2	70.5	
Wrong	11.2	20.5	23.7	23.0	19.1	
A little bit wrong	2.5	7.3	8.9	16.8	8.3	
Not at all wrong	1.5	2.1	3.0	2.0	2.1	
N of Valid	400	439	304	304	1447	
N of Miss	12	13	20	22	67	

Table 87: How wrong do you think it is for someone your age to: drink beer, wine or hard liquor (for example, vodka, whiskey, or gin) regularly?





Response	6	8	10	12	Total	
Very wrong	89.3	71.8	55.0	45.9	67.7	
Wrong	6.9	13.3	19.9	18.7	14.0	
A little bit wrong	3.0	10.6	17.5	23.6	12.7	
Not at all wrong	0.7	4.4	7.6	11.8	5.6	
N of Valid	403	436	302	305	1446	
N of Miss	9	16	22	21	68	

Table 88: How wrong do you think it is for someone your age to: smoke cigarettes?

Response	6	8	10	12	Total	
Very wrong	91.8	79.5	67.8	57.2	75.7	
Wrong	5.7	12.8	17.8	23.9	14.2	
A little bit wrong	1.5	5.7	9.5	13.1	6.9	
Not at all wrong	1.0	2.1	4.9	5.9	3.2	
N of Valid	402	439	304	306	1451	
N of Miss	10	13	20	20	63	

Table 89: How wrong do you think it is for someone your age to: smoke marijuana?

Response	6	8	10	12	Total	
Very wrong	95.5	74.1	58.6	49.5	71.6	
Wrong	2.3	10.1	16.8	18.5	11.1	
A little bit wrong	1.5	7.3	12.2	14.9	8.3	
Not at all wrong	0.8	8.5	12.5	17.2	9.0	
N of Valid	398	437	304	303	1442	
N of Miss	14	15	20	23	72	

Table 90: How wrong do you think it is for someone your age to: use prescription drugs or non-prescription drugs for the purpose of getting high?

Response	6	8	10	12	Total	
Very wrong	94.0	86.5	77.5	69.6	83.1	
Wrong	4.5	9.4	14.7	18.8	11.1	
A little bit wrong	1.0	2.5	4.9	8.6	3.9	
Not at all wrong	0.5	1.6	2.9	3.0	1.9	
N of Valid	400	438	306	303	1447	
N of Miss	12	14	18	23	67	

Table 91: How wrong do you think it is for someone your age to: use synthetic marijuana (K2, spice) or bath salts?

Response	6	8	10	12	Total	
Very wrong	94.8	89.0	86.6	86.5	89.6	
Wrong	4.2	7.8	9.5	9.6	7.5	
A little bit wrong	0.2	0.9	3.0	2.6	1.5	
Not at all wrong	0.8	2.3	1.0	1.3	1.4	
N of Valid	400	438	305	303	1446	
N of Miss	12	14	19	23	68	

Table 92: How wrong do you think it is for someone your age to: use LSD, cocaine, amphetamines or another illegal drug?

Response	6	8	10	12	Total	
Very wrong	97.5	91.6	88.7	87.8	91.8	
Wrong	2.0	5.9	8.6	8.9	6.0	
A little bit wrong	0.5	1.8	2.3	2.3	1.7	
Not at all wrong	0.0	0.7	0.3	1.0	0.5	
N of Valid	402	438	302	304	1446	
N of Miss	10	14	22	22	68	

Table 93: How wrong do you think it is for someone your age to: use e-cigarettes, e-cigars or e-hookahs?

Response	6	8	10	12	Total	
Very wrong	93.0	76.4	66.0	58.6	75.1	
Wrong	4.7	13.0	16.2	13.2	11.4	
A little bit wrong	1.0	5.9	9.9	14.8	7.3	
Not at all wrong	1.2	4.6	7.9	13.5	6.2	
N of Valid	401	437	303	304	1445	
N of Miss	11	15	21	22	69	

Table 94: At school during the past 12 months, did you receive help from the resource teacher, speech therapist or other special education teacher?



Response	6	8	10	12	Total	
No	75.7	85.6	93.2	93.0	86.2	
Yes	24.3	14.4	6.8	7.0	13.8	
N of Valid	334	368	264	270	1236	
N of Miss	78	84	60	56	278	

Table 95: How many times in the past year (12 months) have you: been suspended from school?








Response	6	8	10	12	Total	
Never	84.9	78.6	78.1	83.1	81.2	
1 to 2 times	11.3	16.8	15.3	12.7	14.1	
3 to 5 times	2.8	3.0	4.3	2.9	3.2	
6 to 9 times	0.5	1.6	0.7	0.7	0.9	
10 to 19 times	0.3	0.0	1.3	0.3	0.4	
20 to 29 times	0.0	0.0	0.0	0.0	0.0	
30 to 39 times	0.0	0.0	0.0	0.3	0.1	
40+ times	0.3	0.0	0.3	0.0	0.1	
N of Valid	398	434	301	307	1440	
N of Miss	14	18	23	19	74	

Table 96: How many times in the past year (12 months) have you: carried a handgun?









Response	6	8	10	12	Total	
Never	95.8	93.1	92.3	91.2	93.3	
1 to 2 times	3.0	2.8	3.7	1.0	2.6	
3 to 5 times	0.5	1.4	1.3	2.9	1.5	
6 to 9 times	0.0	0.2	0.7	0.3	0.3	
10 to 19 times	0.2	0.9	0.0	1.0	0.6	
20 to 29 times	0.0	0.5	0.3	1.0	0.4	
30 to 39 times	0.0	0.0	0.3	0.0	0.1	
40+ times	0.5	1.2	1.3	2.6	1.3	
N of Valid	400	434	300	306	1440	
N of Miss	12	18	24	20	74	

Table 97: How many times in the past year (12 months) have you: sold illegal drugs?









Response	6	8	10	12	Total	
Never	100.0	95.8	94.0	92.5	95.9	
1 to 2 times	0.0	2.3	2.7	2.6	1.8	
3 to 5 times	0.0	0.9	1.7	1.6	1.0	
6 to 9 times	0.0	0.5	0.0	1.0	0.3	
10 to 19 times	0.0	0.5	0.3	0.7	0.3	
20 to 29 times	0.0	0.0	0.7	1.0	0.3	
30 to 39 times	0.0	0.0	0.3	0.0	0.1	
40+ times	0.0	0.0	0.3	0.7	0.2	
N of Valid	403	432	299	307	1441	
N of Miss	9	20	25	19	73	

Table 98: How many times in the past year (12 months) have you: stolen or tried to steal a motor vehicle such as a car or motorcycle?








Response	6	8	10	12	Total	
Never	98.8	98.8	98.0	97.0	98.3	
1 to 2 times	0.8	0.7	0.3	1.7	0.8	
3 to 5 times	0.5	0.0	0.7	0.3	0.3	
6 to 9 times	0.0	0.5	0.3	0.3	0.3	
10 to 19 times	0.0	0.0	0.3	0.3	0.1	
20 to 29 times	0.0	0.0	0.0	0.3	0.1	
30 to 39 times	0.0	0.0	0.3	0.0	0.1	
40+ times	0.0	0.0	0.0	0.0	0.0	
N of Valid	400	431	299	302	1432	
N of Miss	12	21	25	24	82	

Table 99: How many times in the past year (12 months) have you: participated in clubs, organizations or activities at school?









Response	6	8	10	12	Total	
Never	40.4	34.6	32.0	33.8	35.5	
1 to 2 times	23.9	22.8	17.2	12.8	19.8	
3 to 5 times	16.5	15.2	12.8	14.1	14.8	
6 to 9 times	5.8	5.1	8.4	7.2	6.4	
10 to 19 times	4.3	4.6	8.1	4.6	5.2	
20 to 29 times	1.8	2.1	3.0	6.9	3.2	
30 to 39 times	0.5	0.5	2.7	2.3	1.3	
40+ times	6.9	15.2	15.8	18.4	13.7	
N of Valid	394	434	297	305	1430	
N of Miss	18	18	27	21	84	

Table 100: How many times in the past year (12 months) have you: been arrested?








Response	6	8	10	12	Total	
Never	98.7	96.0	92.9	93.5	95.6	
1 to 2 times	0.8	2.6	4.7	5.6	3.1	
3 to 5 times	0.3	0.9	1.3	0.3	0.7	
6 to 9 times	0.3	0.0	0.0	0.3	0.1	
10 to 19 times	0.0	0.0	0.7	0.3	0.2	
20 to 29 times	0.0	0.2	0.3	0.0	0.1	
30 to 39 times	0.0	0.0	0.0	0.0	0.0	
40+ times	0.0	0.2	0.0	0.0	0.1	
N of Valid	397	429	297	306	1429	
N of Miss	15	23	27	20	85	

Table 101: How many times in the past year (12 months) have you: attacked someone with the idea of seriously hurting them?


Response	6	8	10	12	Total	
Never	92.2	87.8	85.2	86.3	88.2	
1 to 2 times	6.0	6.7	9.4	8.2	7.4	
3 to 5 times	0.8	2.1	1.3	3.3	1.8	
6 to 9 times	0.5	1.6	1.7	0.7	1.1	
10 to 19 times	0.2	0.0	1.7	0.7	0.6	
20 to 29 times	0.0	0.5	0.3	0.3	0.3	
30 to 39 times	0.0	0.5	0.0	0.3	0.2	
40+ times	0.2	0.9	0.3	0.3	0.5	
N of Valid	400	433	298	306	1437	
N of Miss	12	19	26	20	77	

Table 102: How many times in the past year (12 months) have you: been drunk or high at school?


Response	6	8	10	12	Total	
Never	99.2	93.3	88.7	85.9	92.4	
1 to 2 times	0.5	3.0	4.0	5.6	3.1	
3 to 5 times	0.2	1.8	1.0	1.3	1.1	
6 to 9 times	0.0	0.0	2.3	2.3	1.0	
10 to 19 times	0.0	0.2	0.7	2.6	0.8	
20 to 29 times	0.0	0.7	0.7	0.7	0.5	
30 to 39 times	0.0	0.0	1.3	0.3	0.3	
40+ times	0.0	0.9	1.3	1.3	0.8	
N of Valid	400	434	300	306	1440	
N of Miss	12	18	24	20	74	

Table 103: How many times in the past year (12 months) have you: taken a handgun to school?








Response	6	8	10	12	Total	
Never	99.5	99.5	98.7	97.4	98.9	
1 to 2 times	0.5	0.0	0.0	1.3	0.4	
3 to 5 times	0.0	0.0	0.7	0.7	0.3	
6 to 9 times	0.0	0.0	0.0	0.3	0.1	
10 to 19 times	0.0	0.0	0.3	0.3	0.1	
20 to 29 times	0.0	0.0	0.0	0.0	0.0	
30 to 39 times	0.0	0.2	0.3	0.0	0.1	
40+ times	0.0	0.2	0.0	0.0	0.1	
N of Valid	398	430	297	305	1430	
N of Miss	14	22	27	21	84	

Table 104: Are you currently on probation, or assigned a probation officer with Juvenile Court?



Response	6	8	10	12	Total	
No	98.5	96.9	96.4	96.3	97.1	
Yes	1.5	3.1	3.6	3.7	2.9	
N of Valid	341	389	274	272	1276	
N of Miss	71	63	50	54	238	

Table 105: Have you ever belonged to a gang?






Response	6	8	10	12	Total	
No	94.3	89.7	91.2	88.4	91.0	
No, but would like to	1.2	1.1	1.3	2.0	1.4	
Yes, in the past	2.5	3.9	1.0	4.0	2.9	
Yes, belong now	1.7	5.3	5.4	5.3	4.3	
Yes, but would like to get out	0.2	0.0	1.0	0.3	0.3	
N of Valid	403	435	297	303	1438	
N of Miss	9	17	27	23	76	

Table 106: If you have ever belonged to a gang, did that gang have a name?

Response	6	8	10	12	Total
No	11.8	9.0	9.1	18.1	11.7
Yes	4.3	8.6	8.0	9.4	7.4
I have never belonged to a gang	84.0	82.4	82.9	72.5	80.8
N of Valid	399	431	286	298	1414
N of Miss	13	21	38	28	100

Table 107: You are at a party at someone's house, and one of your friends offers you a drink containing alcohol. What would you say or do?

Response	6	8	10	12	Total
Drink it	3.8	17.4	30.0	38.2	20.6
Tell your friend, 'No thanks, I don't drink' and suggest that you and your friend go and do something else	39.2	40.5	30.7	25.7	35.0
Just say, 'No thanks' and walk away	36.2	32.1	31.7	28.4	32.4
Make up a good excuse, tell your friend you had something else to do, and leave	20.8	10.0	7.6	7.8	12.0
N of Valid	395	430	290	296	1411
N of Miss	17	22	34	30	103

Table 108: How often do you attend religious services or activities?

Response	6	8	10	12	Total
Never	21.5	17.2	16.4	15.3	17.8
Rarely	22.5	19.5	24.5	28.7	23.3
1-2 Times a Month	10.6	16.2	15.7	15.3	14.4
About Once a Week or More	45.3	47.1	43.4	40.7	44.5
N of Valid	386	425	286	300	1397
N of Miss	26	27	38	26	117

Table 109: I think sometimes it's okay to cheat at school.





Response	6	8	10	12	Total	
NO!	64.7	34.6	29.7	18.8	38.7	
no	26.6	41.8	36.6	32.6	34.5	
yes	7.3	19.3	27.2	39.3	21.7	
YES!	1.5	4.4	6.6	9.4	5.1	
N of Valid	399	431	290	298	1418	
N of Miss	13	21	34	28	96	

Table 110: It is important to think before you act.





Response	6	8	10	12	Total	
NO!	4.8	1.9	2.5	3.3	3.1	
no	3.5	7.0	3.5	3.0	4.5	
yes	24.4	31.5	31.2	32.3	29.6	
YES!	67.3	59.7	62.8	61.3	62.8	
N of Valid	398	429	282	300	1409	
N of Miss	14	23	42	26	105	

Table 111: Sometimes I think that life is not worth it.





Response	6	8	10	12	Total	
NO!	59.7	52.6	47.7	40.9	51.1	
no	21.3	19.8	19.2	27.5	21.7	
yes	13.4	18.6	23.5	23.5	19.2	
YES!	5.6	9.0	9.6	8.1	7.9	
N of Valid	395	424	281	298	1398	
N of Miss	17	28	43	28	116	

Table 112: At times I think I am no good at all.

Response	6	8	10	12	Total	
NO!	42.5	37.4	34.2	32.6	37.1	
no	22.8	23.8	27.8	26.2	24.8	
yes	25.3	27.1	26.0	31.5	27.3	
YES!	9.5	11.8	12.1	9.7	10.8	
N of Valid	391	425	281	298	1395	
N of Miss	21	27	43	28	119	

Table 113: All in all, I am inclined to think that I am a failure.

Response	6	8	10	12	Total	
NO!	60.1	56.5	49.5	47.5	54.2	
no	25.4	27.8	29.7	34.8	29.0	
yes	9.7	9.4	12.9	11.7	10.7	
YES!	4.8	6.4	7.9	6.0	6.2	
N of Valid	393	425	279	299	1396	
N of Miss	19	27	45	27	118	

Table 114: In the past year, have you felt depressed or sad MOST days, even if you felt okay sometimes?

Response	6	8	10	12	Total	
NO!	35.4	33.7	27.1	27.9	31.7	
no	19.2	20.1	20.4	21.5	20.2	
yes	26.6	25.3	31.4	26.9	27.2	
YES!	18.7	20.8	21.1	23.6	20.9	
N of Valid	395	427	280	297	1399	
N of Miss	17	25	44	29	115	

Table 115: It is all right to beat up people if they start the fight.





Response	6	8	10	12	Total	
NO!	43.4	25.6	21.1	26.0	29.8	
no	20.3	15.5	18.9	15.7	17.6	
yes	18.0	25.4	25.6	22.7	22.8	
YES!	18.3	33.4	34.4	35.7	29.8	
N of Valid	394	425	285	300	1404	
N of Miss	18	27	39	26	110	

Table 116: I think it is okay to take something without asking if you can get away with it.





Response	6	8	10	12	Total	
NO!	80.0	64.7	61.7	63.0	68.1	
no	17.2	28.9	28.9	28.7	25.6	
yes	2.3	3.8	6.9	6.7	4.6	
YES!	0.5	2.6	2.5	1.7	1.8	
N of Valid	395	425	277	300	1397	
N of Miss	17	27	47	26	117	

Table 117: Where do you get the most information about living a drug and alcohol free life? Parents/guardians





Response	6	8	10	12	Total	
All the time	62.0	57.0	55.4	52.9	57.1	
Most	13.8	18.5	20.5	15.2	16.9	
Some	11.2	11.6	12.9	14.8	12.5	
Very little	13.0	12.8	11.2	17.2	13.5	
N of Valid	376	421	278	297	1372	
N of Miss	36	31	46	29	142	

Table 118: Where do you get the most information about living a drug and alcohol free life? Friends





Response	6	8	10	12	Total	
All the time	22.9	15.5	12.0	14.6	16.6	
Most	17.4	13.8	17.9	17.0	16.3	
Some	19.1	28.6	29.6	28.2	26.2	
Very little	40.6	42.0	40.5	40.1	40.9	
N of Valid	362	412	274	294	1342	
N of Miss	50	40	50	32	172	

Table 119: Where do you get the most information about living a drug and alcohol free life? Family members





Response	6	8	10	12	Total	
All the time	56.1	47.8	39.7	34.0	45.5	
Most	15.8	19.4	24.2	22.4	20.0	
Some	12.8	19.4	19.1	19.4	17.5	
Very little	15.2	13.4	17.0	24.1	16.9	
N of Valid	374	418	277	294	1363	
N of Miss	38	34	47	32	151	

Table 120: Where do you get the most information about living a drug and alcohol free life? School





Response	6	8	10	12	Total	
All the time	62.5	56.1	42.1	34.4	50.3	
Most	14.8	14.9	22.5	20.7	17.7	
Some	8.1	15.6	17.9	21.1	15.2	
Very little	14.6	13.4	17.5	23.8	16.8	
N of Valid	371	417	280	294	1362	
N of Miss	41	35	44	32	152	

Table 121: Where do you get the most information about living a drug and alcohol free life? Internet





Response	6	8	10	12	Total	
All the time	25.0	19.5	15.2	14.3	19.0	
Most	13.2	14.4	14.1	12.9	13.7	
Some	20.9	25.5	25.7	28.6	25.0	
Very little	40.9	40.6	44.9	44.2	42.4	
N of Valid	364	416	276	294	1350	
N of Miss	48	36	48	32	164	

Table 122: Where do you get the most information about living a drug and alcohol free life? TV





Response	6	8	10	12	Total	
All the time	30.9	27.7	21.0	18.4	25.2	
Most	15.6	17.1	13.4	18.0	16.1	
Some	22.8	25.3	30.4	26.5	25.9	
Very little	30.6	29.9	35.1	37.1	32.7	
N of Valid	372	415	276	294	1357	
N of Miss	40	37	48	32	157	

Table 123: Where do you get the most information about living a drug and alcohol free life? Social media





Response	6	8	10	12	Total	
All the time	24.6	20.5	16.2	17.7	20.1	
Most	7.8	13.7	15.1	11.6	12.0	
Some	19.8	21.4	21.3	23.9	21.5	
Very little	47.8	44.3	47.4	46.8	46.4	
N of Valid	358	415	272	293	1338	
N of Miss	54	37	52	33	176	

Table 124: How much do you think people risk harming themselves (physically or in other ways) if they: smoked one or more packs of cigarettes per day?

Response	6	8	10	12	Total	
No risk	29.6	14.1	14.4	10.9	17.9	
Slight risk	5.3	6.9	6.8	6.5	6.3	
Moderate risk	14.2	17.2	20.1	19.0	17.3	
Great risk	50.9	61.7	58.7	63.6	58.4	
N of Valid	395	418	264	294	1371	
N of Miss	17	34	60	32	143	

Table 125: How much do you think people risk harming themselves (physically or in other ways) if they: try marijuana once or twice?

Response	6	8	10	12	Total	
No risk	30.8	26.5	31.8	42.0	32.1	
Slight risk	14.2	24.8	29.5	30.8	24.0	
Moderate risk	15.8	18.1	16.3	11.9	15.7	
Great risk	39.2	30.6	22.3	15.3	28.2	
N of Valid	393	415	264	295	1367	
N of Miss	19	37	60	31	147	

Table 126: How much do you think people risk harming themselves (physically or in other ways) if they: smoke marijuana once or twice a week?

Response	6	8	10	12	Total	
No risk	30.8	22.8	27.9	34.0	28.5	
Slight risk	6.9	15.2	20.6	24.7	15.9	
Moderate risk	17.2	22.1	21.0	19.6	19.9	
Great risk	45.1	40.0	30.5	21.6	35.7	
N of Valid	390	408	262	291	1351	
N of Miss	22	44	62	35	163	

Table 127: How much do you think people risk harming themselves (physically or in other ways) if they: take one or two drinks of an alcoholic beverage (beer, wine, liquor) nearly every day?





Response	6	8	10	12	Total	
No risk	30.6	18.8	15.5	16.0	21.0	
Slight risk	11.7	15.1	14.8	22.5	15.7	
Moderate risk	17.3	27.2	30.3	29.4	25.4	
Great risk	40.3	38.9	39.4	32.1	37.9	
N of Valid	392	416	264	293	1365	
N of Miss	20	36	60	33	149	

Table 128: How much do you think people risk harming themselves (physically or in other ways) if they: have five or more drinks of an alcoholic beverage once or twice a weekend?





Response	6	8	10	12	Total	
No risk	30.1	14.9	15.9	15.3	19.5	
Slight risk	6.9	8.2	9.1	18.3	10.2	
Moderate risk	15.1	24.3	25.8	24.1	21.9	
Great risk	48.0	52.5	49.2	42.4	48.4	
N of Valid	392	415	264	295	1366	
N of Miss	20	37	60	31	148	

Table 129: How much do you think people risk harming themselves (physically or in other ways) if they: use prescription drugs that are not prescribed to them?





Response	6	8	10	12	Total	
No risk	30.0	15.2	11.9	11.5	18.0	
Slight risk	4.3	9.7	12.3	12.8	9.3	
Moderate risk	11.7	17.1	13.4	23.6	16.3	
Great risk	53.9	58.0	62.5	52.0	56.4	
N of Valid	393	414	261	296	1364	
N of Miss	19	38	63	30	150	

Table 130: How much do you think people risk harming themselves (physically or in other ways) if they: use non-prescription drugs to get high?





Response	6	8	10	12	Total	
No risk	29.8	15.3	12.9	11.2	18.1	
Slight risk	2.8	6.0	8.3	11.2	6.7	
Moderate risk	8.7	18.5	14.0	26.2	16.5	
Great risk	58.7	60.2	64.8	51.4	58.7	
N of Valid	392	417	264	294	1367	
N of Miss	20	35	60	32	147	

Table 131: How much do you think people risk harming themselves (physically or in other ways) if they: use e-cigarettes, e-cigars, or e-hookahs?





Response	6	8	10	12	Total	
No risk	31.8	23.2	24.0	28.1	26.9	
Slight risk	6.4	19.6	26.2	26.8	18.6	
Moderate risk	14.4	21.7	19.8	17.3	18.3	
Great risk	47.4	35.5	30.0	27.8	36.2	
N of Valid	390	414	263	295	1362	
N of Miss	22	38	61	31	152	

Table 132: Have you ever used smokeless tobacco (chew, snuff, plug, dipping tobacco, or chewing tobacco)?






Response	6	8	10	12	Total	
Never	94.5	90.7	82.6	84.7	89.0	
Once or Twice	4.3	5.5	9.1	6.5	6.0	
Once in a while but not regularly	0.8	2.1	1.9	2.7	1.8	
Regularly in the past	0.3	0.5	2.6	3.4	1.5	
Regularly now	0.3	1.2	3.8	2.7	1.7	
N of Valid	398	420	265	294	1377	
N of Miss	14	32	59	32	137	

Table 133: How often have you used smokeless tobacco during the past 30 days?


Response	6	8	10	12	Total	
Not at all	98.7	96.0	92.1	92.1	95.2	
Once or twice	1.3	2.4	2.6	3.1	2.3	
Once or twice per week	0.0	0.7	0.4	0.7	0.4	
Three to five times per week	0.0	0.2	1.1	1.4	0.6	
About once a day	0.0	0.5	0.8	0.7	0.4	
More than once a day	0.0	0.2	3.0	2.1	1.1	
N of Valid	397	420	265	292	1374	
N of Miss	15	32	59	34	140	

Table 134: Have you ever smoked cigarettes?


Response	6	8	10	12	Total	
Never	94.7	83.9	70.6	73.4	82.2	
Once or Twice	2.8	11.8	18.1	12.1	10.5	
Once in a while but not regularly	1.5	2.6	4.5	8.6	3.9	
Regularly in the past	0.8	0.9	3.0	2.1	1.5	
Regularly now	0.3	0.7	3.8	3.8	1.8	
N of Valid	397	422	265	290	1374	
N of Miss	15	30	59	36	140	

Table 135: How frequently have you smoked cigarettes during the past 30 days?


Response	6	8	10	12	Total	
Not at all	99.5	94.0	90.5	90.5	94.2	
Less than one cigarette per day	0.0	5.0	3.8	4.8	3.3	
One to five cigarettes per day	0.3	0.7	3.4	2.7	1.5	
About one-half pack per day	0.0	0.2	1.1	1.4	0.6	
About one pack per day	0.0	0.0	0.4	0.7	0.2	
About one and one-half packs per day	0.0	0.0	0.4	0.0	0.1	
Two packs or more per day	0.3	0.0	0.4	0.0	0.1	
N of Valid	398	420	264	294	1376	
N of Miss	14	32	60	32	138	

Table 136: Which statement best describes rules about smoking inside your home or your family cars?






Response	6	8	10	12	Total	
Smoking is not allowed anywhere inside your home or cars	65.6	63.8	58.3	65.1	63.5	
Smoking is allowed in some places and at some times or in some cars	11.2	12.2	13.3	8.7	11.4	
Smoking is allowed anywhere inside the home or cars	4.1	3.4	3.0	6.2	4.1	
There are no rules about smoking inside the home or cars	1.8	4.6	6.4	6.6	4.5	
I don't know	17.3	16.1	18.9	13.5	16.4	
N of Valid	393	417	264	289	1363	
N of Miss	19	35	60	37	151	

Table 137: Have you ever used e-cigarettes, e-cigars, or e-hookahs?






Response	6	8	10	12	Total	
Never	96.9	88.1	75.0	72.7	84.8	
Once or Twice	1.8	7.3	15.0	14.9	8.8	
Once in a while but not regularly	1.0	2.2	6.2	5.5	3.3	
Regularly in the past	0.0	0.7	2.7	4.5	1.7	
Regularly now	0.3	1.7	1.2	2.4	1.3	
N of Valid	392	412	260	289	1353	
N of Miss	20	40	64	37	161	

Table 138: How frequently have you used e-cigarettes, e-cigars, or e-hookahs?

Response	6	8	10	12	Total	
Not at all	99.2	94.7	88.8	87.7	93.4	
Less than 10 puffs per day	0.5	2.9	6.2	7.4	3.8	
10 to 50 puffs per day	0.0	1.2	2.7	3.9	1.7	
About one-half cartomiser per day	0.3	0.2	0.8	0.0	0.3	
About one cartomiser per day	0.0	0.5	0.8	0.7	0.4	
About one and one-half cartomisers per day	0.0	0.2	0.8	0.4	0.3	
Two cartomisers or more per day	0.0	0.2	0.0	0.0	0.1	
N of Valid	387	412	260	285	1344	
N of Miss	25	40	64	41	170	

Table 139: During this school year, were you taught in any of your classes about the dangers of tobacco use?

Response	6	8	10	12	Total	
Never	27.7	29.6	45.6	55.1	37.6	
Rarely	14.9	19.7	19.2	18.2	17.9	
Sometimes	16.2	18.5	18.0	14.7	16.9	
Often	20.6	17.2	10.7	8.1	15.0	
Almost always	20.6	15.0	6.5	3.9	12.6	
N of Valid	383	406	261	285	1335	
N of Miss	29	46	63	41	179	

Table 140: During the past 12 months, have you participated in any community activities to discourage people your age from using cigarettes, chewing tobacco, snuff, dip or cigars, e-cigarettes, e-cigars, or e-hookahs?

Response	6	8	10	12	Total	
Never	62.8	73.0	72.2	80.4	71.5	
Rarely	10.0	12.9	14.3	8.4	11.4	
Sometimes	10.0	5.2	7.7	7.4	7.5	
Often	8.2	4.7	3.5	2.5	5.0	
Almost always	9.0	4.2	2.3	1.4	4.6	
N of Valid	379	403	259	285	1326	
N of Miss	33	49	65	41	188	

Table 141: Think back over the last two weeks. How many times have you had five or more alcoholic drinks in a row?


Response	6	8	10	12	Total	
None	97.1	91.6	86.9	79.3	89.6	
Once	2.1	4.2	4.6	6.3	4.1	
Twice	0.3	1.7	3.1	6.7	2.6	
3-5 times	0.0	1.5	3.1	3.5	1.8	
6-9 times	0.0	0.5	0.8	1.4	0.6	
10 or more times	0.5	0.5	1.5	2.8	1.2	
N of Valid	379	406	259	285	1329	
N of Miss	33	46	65	41	185	

Table 142: During the past 30 days, how many times did you ride in a car or other vehicle driven by someone who had been drinking alcohol or using drugs to get high?


Response	6	8	10	12	Total	
0 times	90.0	83.9	80.2	79.4	83.9	
1 time	4.7	6.5	5.8	6.3	5.8	
2 or 3 times	2.9	5.2	10.5	7.7	6.1	
4 or 5 times	0.8	1.2	0.8	3.8	1.6	
6 or more times	1.6	3.2	2.7	2.8	2.6	
N of Valid	380	403	257	286	1326	
N of Miss	32	49	67	40	188	

Table 143: During the past 30 days, how many times did you drive a car or other vehicle when you had been drinking alcohol or using drugs to get high?

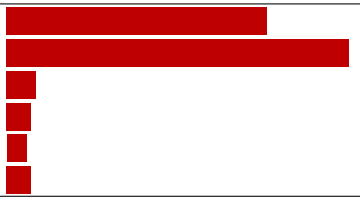
Response	6	8	10	12	Total	
I did not drive a car in the past 30 days	46.9	48.4	34.6	26.0	40.4	
0 times	50.9	46.8	59.1	63.5	54.0	
1 time	1.3	1.8	1.9	4.2	2.2	
2 or 3 times	0.3	1.3	1.9	2.5	1.4	
4 or 5 times	0.3	0.5	1.2	0.7	0.6	
6 or more times	0.3	1.3	1.2	3.2	1.4	
N of Valid	375	395	257	285	1312	
N of Miss	37	57	67	41	202	

Table 144: If you drank alcohol (not just a sip or taste) in the past year, how did you usually get it?













Response	6	8	10	12	Total	
I did not drink alcohol in the past year	92.0	82.0	63.9	57.0	76.1	
I bought it myself with a fake ID	0.0	0.5	0.4	0.0	0.2	
I bought it myself without a fake ID	0.0	0.5	0.4	0.4	0.3	
I got it from someone I know age 21 or older	0.8	4.2	14.3	18.1	8.1	
I got it from someone I know under age 21	0.3	1.0	4.8	4.7	2.3	
I got it from my brother or sister	0.3	1.0	1.6	1.1	0.9	
I got it from home with my parents' permission	1.3	3.0	5.2	5.4	3.4	
I got it from home without my parents' permission	0.3	2.2	2.0	1.4	1.5	
I got it from another relative	0.8	2.5	3.2	4.3	2.5	
A stranger bought it for me	0.0	0.0	0.0	1.8	0.4	
I took it from a store or shop	0.0	0.2	0.0	1.1	0.3	
Other	4.2	2.7	4.4	4.7	3.9	
N of Valid	377	401	252	277	1307	
N of Miss	35	51	72	49	207	

Table 145: If you drank alcohol (not just a sip or taste) in the past year, where did you usually drink it?











Response	6	8	10	12	Total	
I did not drink alcohol in the past year	94.7	83.0	66.0	56.9	77.6	
At my home	2.4	6.0	10.5	11.2	6.9	
At someone else's home	1.6	8.5	15.4	25.0	11.3	
At an open area like a park, beach, field, back road, woods, or a street corner	0.5	0.5	4.0	4.7	2.1	
At a sporting event or concert	0.0	0.3	1.2	0.4	0.4	
At a restaurant, bar, or a nightclub	0.0	0.3	0.8	0.4	0.3	
At an empty building or a construction site	0.0	0.0	0.4	0.0	0.1	
At a hotel/motel	0.0	0.3	0.4	0.4	0.2	
An a car	0.3	0.5	1.2	0.7	0.6	
At school	0.5	0.8	0.0	0.4	0.5	
N of Valid	375	399	247	276	1297	
N of Miss	37	53	77	50	217	

Table 146: How do you feel about someone your age having one or two drinks of an alcoholic beverage nearly every day?


Response	6	8	10	12	Total	
Neither approve nor disapprove	32.3	29.8	35.0	41.7	34.1	
Somewhat disapprove	7.0	10.2	18.1	21.6	13.3	
Strongly disapprove	44.5	39.0	33.5	24.4	36.3	
Don't know or can't say	16.2	21.0	13.4	12.4	16.3	
N of Valid	371	400	254	283	1308	
N of Miss	41	52	70	43	206	

Table 147: On how many occasions have you had alcoholic beverages (beer, wine or hard liquor) to drink in your lifetime - more than just a few sips?


Response	6	8	10	12	Total	
0	91.5	75.4	55.9	50.0	70.9	
1-2	6.4	12.3	15.0	10.8	10.8	
3-5	1.3	6.6	9.4	14.2	7.3	
6-9	0.3	1.5	6.7	5.2	2.9	
10-19	0.0	2.7	5.5	8.0	3.6	
20-39	0.0	0.5	2.4	3.8	1.4	
40	0.5	1.0	5.1	8.0	3.1	
N of Valid	388	407	254	288	1337	
N of Miss	24	45	70	38	177	

Table 148: On how many occasions have you drunk one of more drinks of an alcoholic beverage during the past 30 days?


Response	6	8	10	12	Total	
0	98.2	89.5	80.7	75.1	87.3	
1-2	1.6	8.1	10.8	10.9	7.3	
3-5	0.3	1.5	4.0	10.2	3.5	
6-9	0.0	0.5	2.4	0.7	0.8	
10-19	0.0	0.2	1.2	1.8	0.7	
20-39	0.0	0.0	0.4	1.1	0.3	
40	0.0	0.2	0.4	0.4	0.2	
N of Valid	384	408	249	285	1326	
N of Miss	28	44	75	41	188	

Table 149: On how many occasions have you used marijuana (grass, pot) or hashish (hash, hash oil) in your lifetime?


Response	6	8	10	12	Total	
0	99.5	88.5	73.8	70.0	84.9	
1-2	0.5	4.2	11.5	9.1	5.6	
3-5	0.0	2.2	2.8	4.2	2.1	
6-9	0.0	1.2	1.2	2.1	1.1	
10-19	0.0	1.2	2.4	3.8	1.7	
20-39	0.0	0.2	2.4	2.1	1.0	
40	0.0	2.5	6.0	8.7	3.8	
N of Valid	385	407	252	287	1331	
N of Miss	27	45	72	39	183	

Table 150: On how many occasions have you used marijuana (grass, pot) or hashish (hash, hash oil) during the past 30 days?


Response	6	8	10	12	Total	
0	99.7	95.3	89.3	84.6	93.2	
1-2	0.3	2.2	4.3	3.5	2.3	
3-5	0.0	1.0	2.0	3.5	1.4	
6-9	0.0	0.2	1.2	1.4	0.6	
10-19	0.0	0.5	1.6	2.8	1.1	
20-39	0.0	0.0	0.0	1.4	0.3	
40	0.0	0.7	1.6	2.8	1.1	
N of Valid	387	405	253	286	1331	
N of Miss	25	47	71	40	183	

Table 151: On how many occasions have you used LSD or other psychedelics in your lifetime?


Response	6	8	10	12	Total	
0	100.0	99.3	99.6	97.6	99.2	
1-2	0.0	0.2	0.4	1.7	0.5	
3-5	0.0	0.0	0.0	0.3	0.1	
6-9	0.0	0.5	0.0	0.3	0.2	
10-19	0.0	0.0	0.0	0.0	0.0	
20-39	0.0	0.0	0.0	0.0	0.0	
40	0.0	0.0	0.0	0.0	0.0	
N of Valid	384	403	251	286	1324	
N of Miss	28	49	73	40	190	

Table 152: On how many occasions have you used LSD or other psychedelics during the past 30 days?

Response	6	8	10	12	Total	
0	100.0	99.5	100.0	99.6	99.8	
1-2	0.0	0.5	0.0	0.4	0.2	
3-5	0.0	0.0	0.0	0.0	0.0	
6-9	0.0	0.0	0.0	0.0	0.0	
10-19	0.0	0.0	0.0	0.0	0.0	
20-39	0.0	0.0	0.0	0.0	0.0	
40	0.0	0.0	0.0	0.0	0.0	
N of Valid	385	405	254	284	1328	
N of Miss	27	47	70	42	186	

Table 153: On how many occasions have you used cocaine or crack in your lifetime?

Response	6	8	10	12	Total	
0	99.5	99.3	98.8	98.2	99.0	
1-2	0.3	0.2	0.0	1.1	0.4	
3-5	0.3	0.2	0.8	0.4	0.4	
6-9	0.0	0.2	0.0	0.0	0.1	
10-19	0.0	0.0	0.4	0.0	0.1	
20-39	0.0	0.0	0.0	0.4	0.1	
40	0.0	0.0	0.0	0.0	0.0	
N of Valid	385	407	253	285	1330	
N of Miss	27	45	71	41	184	

Table 154: On how many occasions have you used cocaine or crack during the past 30 days?

Response	6	8	10	12	Total	
0	99.7	99.5	99.6	100.0	99.7	
1-2	0.3	0.5	0.4	0.0	0.3	
3-5	0.0	0.0	0.0	0.0	0.0	
6-9	0.0	0.0	0.0	0.0	0.0	
10-19	0.0	0.0	0.0	0.0	0.0	
20-39	0.0	0.0	0.0	0.0	0.0	
40	0.0	0.0	0.0	0.0	0.0	
N of Valid	381	402	252	285	1320	
N of Miss	31	50	72	41	194	

Table 155: On how many occasions have you sniffed glue, breathed the contents of an aerosol spray can, or inhaled other gases or sprays, in order to get high in your lifetime?


Response	6	8	10	12	Total	
0	96.3	93.3	97.6	94.7	95.3	
1-2	1.3	3.5	0.8	3.2	2.3	
3-5	1.0	1.7	0.4	1.4	1.2	
6-9	0.3	1.0	0.4	0.0	0.5	
10-19	0.0	0.2	0.0	0.0	0.1	
20-39	0.0	0.0	0.8	0.4	0.2	
40	1.0	0.2	0.0	0.4	0.5	
N of Valid	381	405	254	284	1324	
N of Miss	31	47	70	42	190	

Table 156: On how many occasions have you sniffed glue, breathed the contents of an aerosol spray can, or inhaled other gases or sprays, in order to get high during the past 30 days?


Response	6	8	10	12	Total	
0	97.4	96.3	98.8	98.2	97.5	
1-2	1.3	2.7	0.8	1.4	1.7	
3-5	0.3	0.7	0.4	0.0	0.4	
6-9	0.3	0.0	0.0	0.0	0.1	
10-19	0.3	0.0	0.0	0.4	0.2	
20-39	0.3	0.2	0.0	0.0	0.2	
40	0.3	0.0	0.0	0.0	0.1	
N of Valid	380	406	254	283	1323	
N of Miss	32	46	70	43	191	

Table 157: On how many occasions have you used Daztrex in your lifetime?


Response	6	8	10	12	Total	
0	100.0	100.0	100.0	100.0	100.0	
1-2	0.0	0.0	0.0	0.0	0.0	
3-5	0.0	0.0	0.0	0.0	0.0	
6-9	0.0	0.0	0.0	0.0	0.0	
10-19	0.0	0.0	0.0	0.0	0.0	
20-39	0.0	0.0	0.0	0.0	0.0	
40	0.0	0.0	0.0	0.0	0.0	
N of Valid	383	401	254	283	1321	
N of Miss	29	51	70	43	193	

Table 158: On how many occasions have you used Daztrex during the past 30 days?


Response	6	8	10	12	Total	
0	100.0	100.0	100.0	100.0	100.0	
1-2	0.0	0.0	0.0	0.0	0.0	
3-5	0.0	0.0	0.0	0.0	0.0	
6-9	0.0	0.0	0.0	0.0	0.0	
10-19	0.0	0.0	0.0	0.0	0.0	
20-39	0.0	0.0	0.0	0.0	0.0	
40	0.0	0.0	0.0	0.0	0.0	
N of Valid	382	402	253	283	1320	
N of Miss	30	50	71	43	194	

Table 159: On how many occasions have you used synthetic marijuana (K2, spice) in your lifetime?






Response	6	8	10	12	Total	
0	99.5	98.0	98.8	95.4	98.0	
1-2	0.3	1.5	0.8	3.2	1.4	
3-5	0.0	0.0	0.0	1.1	0.2	
6-9	0.3	0.2	0.0	0.4	0.2	
10-19	0.0	0.0	0.0	0.0	0.0	
20-39	0.0	0.0	0.0	0.0	0.0	
40	0.0	0.2	0.4	0.0	0.2	
N of Valid	381	403	253	283	1320	
N of Miss	31	49	71	43	194	

Table 160: On how many occasions have you used synthetic marijuana (K2, spice) during the past 30 days?


Response	6	8	10	12	Total	
0	99.7	99.0	100.0	99.6	99.5	
1-2	0.0	0.7	0.0	0.0	0.2	
3-5	0.3	0.0	0.0	0.4	0.2	
6-9	0.0	0.0	0.0	0.0	0.0	
10-19	0.0	0.0	0.0	0.0	0.0	
20-39	0.0	0.0	0.0	0.0	0.0	
40	0.0	0.2	0.0	0.0	0.1	
N of Valid	381	401	254	283	1319	
N of Miss	31	51	70	43	195	

Table 161: On how many occasions have you used methamphetamines (meth, speed, crank, crystal meth) in your lifetime?


Response	6	8	10	12	Total	
0	99.5	99.5	98.8	97.5	98.9	
1-2	0.5	0.2	0.8	1.8	0.8	
3-5	0.0	0.0	0.4	0.4	0.2	
6-9	0.0	0.2	0.0	0.4	0.2	
10-19	0.0	0.0	0.0	0.0	0.0	
20-39	0.0	0.0	0.0	0.0	0.0	
40	0.0	0.0	0.0	0.0	0.0	
N of Valid	378	401	253	283	1315	
N of Miss	34	51	71	43	199	

Table 162: On how many occasions have you used methamphetamines (meth, speed, crank, crystal meth) in the past 30 days?


Response	6	8	10	12	Total	
0	100.0	99.5	99.6	100.0	99.8	
1-2	0.0	0.5	0.4	0.0	0.2	
3-5	0.0	0.0	0.0	0.0	0.0	
6-9	0.0	0.0	0.0	0.0	0.0	
10-19	0.0	0.0	0.0	0.0	0.0	
20-39	0.0	0.0	0.0	0.0	0.0	
40	0.0	0.0	0.0	0.0	0.0	
N of Valid	378	403	254	283	1318	
N of Miss	34	49	70	43	196	

Table 163: On how many occasions have you used other chemical products (bath salts, plant food, etc.) in your lifetime?







Response	6	8	10	12	Total	
0	98.2	97.8	99.6	98.6	98.4	
1-2	0.8	1.7	0.0	1.1	1.0	
3-5	0.5	0.2	0.4	0.4	0.4	
6-9	0.0	0.2	0.0	0.0	0.1	
10-19	0.0	0.0	0.0	0.0	0.0	
20-39	0.3	0.0	0.0	0.0	0.1	
40	0.3	0.0	0.0	0.0	0.1	
N of Valid	380	402	254	282	1318	
N of Miss	32	50	70	44	196	

Table 164: On how many occasions have you used other chemical products (bath salts, plant food, etc.) during the past 30 days?




Response	6	8	10	12	Total	
0	99.2	98.0	100.0	99.6	99.1	
1-2	0.8	1.7	0.0	0.4	0.8	
3-5	0.0	0.0	0.0	0.0	0.0	
6-9	0.0	0.0	0.0	0.0	0.0	
10-19	0.0	0.2	0.0	0.0	0.1	
20-39	0.0	0.0	0.0	0.0	0.0	
40	0.0	0.0	0.0	0.0	0.0	
N of Valid	377	401	254	282	1314	
N of Miss	35	51	70	44	200	

Table 165: On how many occasions have you used heroin or other opiates in your lifetime?






Response	6	8	10	12	Total	
0	99.7	99.0	99.2	98.9	99.2	
1-2	0.0	0.5	0.0	1.1	0.4	
3-5	0.0	0.5	0.4	0.0	0.2	
6-9	0.0	0.0	0.0	0.0	0.0	
10-19	0.3	0.0	0.0	0.0	0.1	
20-39	0.0	0.0	0.0	0.0	0.0	
40	0.0	0.0	0.4	0.0	0.1	
N of Valid	383	401	250	281	1315	
N of Miss	29	51	74	45	199	

Table 166: On how many occasions have you used heroin or other opiates during the past 30 days?


Response	6	8	10	12	Total	
0	99.7	99.5	99.2	100.0	99.6	
1-2	0.0	0.5	0.4	0.0	0.2	
3-5	0.0	0.0	0.0	0.0	0.0	
6-9	0.3	0.0	0.0	0.0	0.1	
10-19	0.0	0.0	0.4	0.0	0.1	
20-39	0.0	0.0	0.0	0.0	0.0	
40	0.0	0.0	0.0	0.0	0.0	
N of Valid	381	403	250	282	1316	
N of Miss	31	49	74	44	198	

Table 167: On how many occasions have you used MDMA ('X', 'E', or ecstasy) in your lifetime?


Response	6	8	10	12	Total	
0	100.0	99.8	99.2	97.2	99.2	
1-2	0.0	0.0	0.4	2.1	0.5	
3-5	0.0	0.2	0.4	0.4	0.2	
6-9	0.0	0.0	0.0	0.0	0.0	
10-19	0.0	0.0	0.0	0.4	0.1	
20-39	0.0	0.0	0.0	0.0	0.0	
40	0.0	0.0	0.0	0.0	0.0	
N of Valid	379	401	252	282	1314	
N of Miss	33	51	72	44	200	

Table 168: On how many occasions have you used MDMA ('X', 'E', or ecstasy) during the past 30 days?


Response	6	8	10	12	Total	
0	100.0	99.3	99.6	98.9	99.5	
1-2	0.0	0.2	0.4	0.4	0.2	
3-5	0.0	0.2	0.0	0.4	0.2	
6-9	0.0	0.0	0.0	0.4	0.1	
10-19	0.0	0.0	0.0	0.0	0.0	
20-39	0.0	0.0	0.0	0.0	0.0	
40	0.0	0.2	0.0	0.0	0.1	
N of Valid	382	401	251	281	1315	
N of Miss	30	51	73	45	199	

Table 169: On how many occasions have you taken prescription drugs (such as Valium, Xanax, Ritalin, Adderall, OxyContin, Darvocet, or sleeping pills) not prescribed to you in your lifetime?








Response	6	8	10	12	Total	
0	98.4	94.0	90.0	86.9	93.0	
1-2	0.8	2.5	3.2	3.5	2.4	
3-5	0.3	1.7	3.2	3.9	2.1	
6-9	0.0	0.7	0.4	1.4	0.6	
10-19	0.0	0.2	1.2	2.5	0.8	
20-39	0.3	0.0	0.8	1.4	0.5	
40	0.3	0.7	1.2	0.4	0.6	
N of Valid	379	401	251	283	1314	
N of Miss	33	51	73	43	200	

Table 170: On how many occasions have you taken prescription drugs (such as Valium, Xanax, Ritalin, Adderall, OxyContin, Darvocet, or sleeping pills) not prescribed to you during the past 30 days?








Response	6	8	10	12	Total	
0	99.2	96.2	96.4	93.6	96.6	
1-2	0.5	2.5	1.2	3.5	1.9	
3-5	0.0	0.0	2.0	1.8	0.8	
6-9	0.0	0.5	0.4	0.4	0.3	
10-19	0.0	0.3	0.0	0.0	0.1	
20-39	0.3	0.3	0.0	0.7	0.3	
40	0.0	0.3	0.0	0.0	0.1	
N of Valid	381	399	253	283	1316	
N of Miss	31	53	71	43	198	

Table 171: On how many occasions have you taken non-prescription medicines such as diet pills (for example, Dietac, Dexatrim or Prolamine), stay-awake pills (for example No-Doz, Vivarin, or Wake), or cough or cold medicines (robos, DXM, etc.) to get high in your lifetime?


Response	6	8	10	12	Total	
0	99.2	96.5	96.8	94.3	96.9	
1-2	0.3	0.7	1.2	1.8	0.9	
3-5	0.3	1.0	0.4	1.1	0.7	
6-9	0.0	0.5	0.4	0.7	0.4	
10-19	0.0	0.7	0.8	1.1	0.6	
20-39	0.0	0.2	0.4	0.4	0.2	
40	0.3	0.2	0.0	0.7	0.3	
N of Valid	380	401	252	281	1314	
N of Miss	32	51	72	45	200	

Table 172: On how many occasions have you taken non-prescription medicines such as diet pills (for example, Dietac, Dexatrim or Prolamine), stay-awake pills (for example No-Doz, Vivarin, or Wake), or cough or cold medicines (robos, DXM, etc.) to get high during the past 30 days?


Response	6	8	10	12	Total	
0	99.7	97.5	98.4	97.5	98.3	
1-2	0.0	1.2	1.6	1.4	1.0	
3-5	0.0	0.0	0.0	0.4	0.1	
6-9	0.0	0.2	0.0	0.0	0.1	
10-19	0.0	0.7	0.0	0.0	0.2	
20-39	0.3	0.0	0.0	0.0	0.1	
40	0.0	0.2	0.0	0.7	0.2	
N of Valid	379	402	251	280	1312	
N of Miss	33	50	73	46	202	

Table 173: On how many occasions have you been drunk or very high from drinking alcoholic beverages during the past 30 days?


Response	6	8	10	12	Total	
0	99.2	94.4	89.2	85.8	93.0	
1-2	0.8	3.3	6.0	6.4	3.7	
3-5	0.0	1.0	4.4	5.3	2.3	
6-9	0.0	0.8	0.0	1.1	0.5	
10-19	0.0	0.0	0.4	1.1	0.3	
20-39	0.0	0.3	0.0	0.0	0.1	
40	0.0	0.3	0.0	0.4	0.2	
N of Valid	381	396	250	282	1309	
N of Miss	31	56	74	44	205	

Table 174: On how many occasions have you drunk flavored alcoholic beverages, sometimes called 'alcopops' (like Mike's Hard Lemonade, Smirnoff Ice, Bacardi Breezers, etc.) in your lifetime?


Response	6	8	10	12	Total	
0	96.8	84.7	70.6	66.5	81.6	
1-2	2.9	7.5	11.1	8.2	7.0	
3-5	0.0	3.3	6.7	5.7	3.5	
6-9	0.3	2.0	4.8	6.4	3.0	
10-19	0.0	1.8	3.2	5.0	2.2	
20-39	0.0	0.3	1.6	4.6	1.4	
40	0.0	0.5	2.0	3.6	1.3	
N of Valid	379	398	252	281	1310	
N of Miss	33	54	72	45	204	

Table 175: On how many occasions have you drunk flavored alcoholic beverages, sometimes called 'alcopops' (like Mike's Hard Lemonade, Smirnoff Ice, Bacardi Breezers, etc.) during the past 30 days?








Response	6	8	10	12	Total	
0	99.2	93.3	88.4	85.5	92.4	
1-2	0.8	4.2	9.2	6.7	4.7	
3-5	0.0	1.2	1.2	4.3	1.5	
6-9	0.0	1.0	1.2	2.1	1.0	
10-19	0.0	0.0	0.0	1.1	0.2	
20-39	0.0	0.0	0.0	0.4	0.1	
40	0.0	0.2	0.0	0.0	0.1	
N of Valid	382	404	251	282	1319	
N of Miss	30	48	73	44	195	

Table 176: If you used prescription drugs or over the counter drugs without a doctor telling you to use it or for the purpose of getting high, where did you get these drugs? - Did not use



Response	6	8	10	12	Total	
No	10.4	15.7	31.8	24.2	19.6	
Yes	89.6	84.3	68.2	75.8	80.4	
N of Valid	412	452	324	326	1514	
N of Miss	0	0	0	0	0	

Table 177: If you used prescription drugs or over the counter drugs without a doctor telling you to use it or for the purpose of getting high, where did you get these drugs? - Bought or took from store or shop



Response	6	8	10	12	Total	
No	99.5	98.9	99.1	98.2	98.9	
Yes	0.5	1.1	0.9	1.8	1.1	
N of Valid	412	452	324	326	1514	
N of Miss	0	0	0	0	0	

Table 178: If you used prescription drugs or over the counter drugs without a doctor telling you to use it or for the purpose of getting high, where did you get these drugs? -
Got from parents with permission



Response	6	8	10	12	Total	
No	99.8	98.7	98.8	99.4	99.1	
Yes	0.2	1.3	1.2	0.6	0.9	
N of Valid	412	452	324	326	1514	
N of Miss	0	0	0	0	0	

Table 179: If you used prescription drugs or over the counter drugs without a doctor telling you to use it or for the purpose of getting high, where did you get these drugs? -
Got from home without permission



Response	6	8	10	12	Total	
No	100.0	100.0	98.8	98.5	99.4	
Yes	0.0	0.0	1.2	1.5	0.6	
N of Valid	412	452	324	326	1514	
N of Miss	0	0	0	0	0	

Table 180: If you used prescription drugs or over the counter drugs without a doctor telling you to use it or for the purpose of getting high, where did you get these drugs? -
Got from relative with permission



Response	6	8	10	12	Total	
No	100.0	99.6	99.4	100.0	99.7	
Yes	0.0	0.4	0.6	0.0	0.3	
N of Valid	412	452	324	326	1514	
N of Miss	0	0	0	0	0	

Table 181: If you used prescription drugs or over the counter drugs without a doctor telling you to use it or for the purpose of getting high, where did you get these drugs? -
Got from relative without permission



Response	6	8	10	12	Total	
No	100.0	100.0	100.0	99.1	99.8	
Yes	0.0	0.0	0.0	0.9	0.2	
N of Valid	412	452	324	326	1514	
N of Miss	0	0	0	0	0	

Table 182: If you used prescription drugs or over the counter drugs without a doctor telling you to use it or for the purpose of getting high, where did you get these drugs? -
Got from friend's home with permission



Response	6	8	10	12	Total	
No	100.0	100.0	99.4	98.5	99.5	
Yes	0.0	0.0	0.6	1.5	0.5	
N of Valid	412	452	324	326	1514	
N of Miss	0	0	0	0	0	

Table 183: If you used prescription drugs or over the counter drugs without a doctor telling you to use it or for the purpose of getting high, where did you get these drugs? -
Got from friend's home without permission



Response	6	8	10	12	Total	
No	100.0	100.0	99.7	100.0	99.9	
Yes	0.0	0.0	0.3	0.0	0.1	
N of Valid	412	452	324	326	1514	
N of Miss	0	0	0	0	0	

Table 184: If you used prescription drugs or over the counter drugs without a doctor telling you to use it or for the purpose of getting high, where did you get these drugs? -
Got from friend at school



Response	6	8	10	12	Total	
No	100.0	99.6	99.1	98.8	99.4	
Yes	0.0	0.4	0.9	1.2	0.6	
N of Valid	412	452	324	326	1514	
N of Miss	0	0	0	0	0	

Table 185: If you used prescription drugs or over the counter drugs without a doctor telling you to use it or for the purpose of getting high, where did you get these drugs? -
Got from friend at party



Response	6	8	10	12	Total	
No	99.8	99.8	99.4	99.1	99.5	
Yes	0.2	0.2	0.6	0.9	0.5	
N of Valid	412	452	324	326	1514	
N of Miss	0	0	0	0	0	

Table 186: If you used prescription drugs or over the counter drugs without a doctor telling you to use it or for the purpose of getting high, where did you get these drugs? -
Got from friend, elsewhere



Response	6	8	10	12	Total	
No	100.0	99.1	97.2	97.2	98.5	
Yes	0.0	0.9	2.8	2.8	1.5	
N of Valid	412	452	324	326	1514	
N of Miss	0	0	0	0	0	

Table 187: If you used prescription drugs or over the counter drugs without a doctor telling you to use it or for the purpose of getting high, where did you get these drugs? -
Got from internet sale



Response	6	8	10	12	Total	
No	99.8	100.0	99.4	100.0	99.8	
Yes	0.2	0.0	0.6	0.0	0.2	
N of Valid	412	452	324	326	1514	
N of Miss	0	0	0	0	0	

Table 188: During the last month, about how many marijuana cigarettes, or the equivalent, did you smoke a day, on the average?








Response	6	8	10	12	Total	
None	99.2	93.5	89.4	84.8	92.5	
Less than 1 a day	0.0	2.3	3.7	4.7	2.4	
1 a day	0.3	0.8	2.8	1.4	1.2	
2-3 a day	0.0	1.5	2.4	4.7	1.9	
4-6 a day	0.3	1.3	1.2	2.5	1.2	
7-10 a day	0.3	0.5	0.4	0.4	0.4	
11 or more a day	0.0	0.3	0.0	1.4	0.4	
N of Valid	381	397	246	276	1300	
N of Miss	31	55	78	50	214	

Table 189: How wrong do your friends feel it would be for YOU to: have one or two drinks of an alcoholic beverage nearly every day?





Response	6	8	10	12	Total	
Very wrong	85.6	60.6	45.5	46.4	62.1	
Wrong	7.9	20.2	21.1	16.4	16.0	
A little bit wrong	3.9	10.9	17.9	19.0	11.9	
Not at all wrong	2.6	8.3	15.4	18.2	10.1	
N of Valid	381	396	246	274	1297	
N of Miss	31	56	78	52	217	

Table 190: How wrong do your friends feel it would be for YOU to: smoke tobacco?





Response	6	8	10	12	Total	
Very wrong	88.8	71.0	57.1	55.1	70.2	
Wrong	5.6	18.1	20.6	17.5	14.8	
A little bit wrong	3.2	5.8	11.3	16.1	8.3	
Not at all wrong	2.4	5.0	10.9	11.3	6.7	
N of Valid	376	397	247	274	1294	
N of Miss	36	55	77	52	220	

Table 191: How wrong do your friends feel it would be for YOU to: smoke marijuana?





Response	6	8	10	12	Total	
Very wrong	91.2	65.7	53.0	45.3	66.4	
Wrong	3.4	12.6	13.8	13.1	10.3	
A little bit wrong	2.4	7.6	15.0	18.6	9.8	
Not at all wrong	2.9	14.1	18.2	23.0	13.5	
N of Valid	377	396	247	274	1294	
N of Miss	35	56	77	52	220	

Table 192: How wrong do your friends feel it would be for YOU to: use prescription drugs not prescribed to you?





Response	6	8	10	12	Total	
Very wrong	88.5	76.3	68.4	65.0	75.9	
Wrong	8.3	14.9	13.0	16.1	12.9	
A little bit wrong	1.3	3.3	11.7	11.7	6.1	
Not at all wrong	1.9	5.6	6.9	7.3	5.1	
N of Valid	374	396	247	274	1291	
N of Miss	38	56	77	52	223	

Table 193: How wrong would most adults (over 21) in your neighborhood think it is for kids your age: to use marijuana?





Response	6	8	10	12	Total	
Very wrong	90.1	73.1	65.0	59.1	73.5	
Wrong	4.8	13.3	13.8	16.4	11.6	
A little bit wrong	2.4	7.4	10.2	14.6	8.0	
Not at all wrong	2.7	6.2	11.0	9.9	6.8	
N of Valid	375	390	246	274	1285	
N of Miss	37	62	78	52	229	

Table 194: How wrong would most adults (over 21) in your neighborhood think it is for kids your age: to drink alcohol?





Response	6	8	10	12	Total	
Very wrong	83.7	70.4	59.5	50.4	67.9	
Wrong	8.8	15.7	17.4	20.4	15.0	
A little bit wrong	4.3	8.5	13.0	18.2	10.2	
Not at all wrong	3.2	5.4	10.1	10.9	6.9	
N of Valid	374	389	247	274	1284	
N of Miss	38	63	77	52	230	

Table 195: How wrong would most adults (over 21) in your neighborhood think it is for kids your age: to smoke cigarettes?





Response	6	8	10	12	Total	
Very wrong	84.3	75.5	65.4	54.7	71.6	
Wrong	7.3	14.1	17.5	22.3	14.5	
A little bit wrong	4.3	5.5	10.6	13.5	7.9	
Not at all wrong	4.1	4.9	6.5	9.5	6.0	
N of Valid	369	384	246	274	1273	
N of Miss	43	68	78	52	241	

Table 196: How much do each of the following statements describe your neighborhood? crime and/or drug selling





Response	6	8	10	12	Total	
NO!	75.0	61.8	58.7	56.4	63.8	
no	12.2	17.7	18.6	20.4	16.9	
yes	8.2	12.7	12.1	13.8	11.5	
YES!	4.6	7.8	10.5	9.5	7.8	
N of Valid	368	385	247	275	1275	
N of Miss	44	67	77	51	239	

Table 197: How much do each of the following statements describe your neighborhood? fights





Response	6	8	10	12	Total	
NO!	57.9	53.4	53.8	56.4	55.4	
no	17.9	22.4	24.3	21.1	21.2	
yes	14.4	16.1	15.0	11.3	14.3	
YES!	9.8	8.2	6.9	11.3	9.1	
N of Valid	368	380	247	275	1270	
N of Miss	44	72	77	51	244	

Table 198: How much do each of the following statements describe your neighborhood? lots of empty or abandoned buildings





Response	6	8	10	12	Total	
NO!	66.9	59.0	55.5	54.7	59.7	
no	18.9	20.5	25.5	23.2	21.6	
yes	8.7	10.6	11.3	12.0	10.5	
YES!	5.5	9.9	7.7	10.1	8.2	
N of Valid	366	385	247	276	1274	
N of Miss	46	67	77	50	240	

Table 199: How much do each of the following statements describe your neighborhood? lots of graffiti





Response	6	8	10	12	Total	
NO!	73.2	67.5	66.3	64.3	68.2	
no	18.2	22.4	24.0	26.1	22.3	
yes	4.2	6.3	7.3	5.1	5.7	
YES!	4.5	3.7	2.4	4.4	3.8	
N of Valid	358	379	246	272	1255	
N of Miss	54	73	78	54	259	

Table 200: I feel safe in my neighborhood.





Response	6	8	10	12	Total	
NO!	16.9	13.5	11.8	12.8	14.0	
no	8.4	7.7	9.3	12.4	9.2	
yes	23.4	34.3	31.3	33.2	30.3	
YES!	51.2	44.6	47.6	41.6	46.4	
N of Valid	367	379	246	274	1266	
N of Miss	45	73	78	52	248	

Table 201: If a kid smoked marijuana in your neighborhood would he or she be caught by the police?

Response	6	8	10	12	Total	
NO!	22.8	25.1	30.8	33.5	27.4	
no	20.3	33.0	41.7	41.9	32.9	
yes	21.7	26.8	17.9	15.8	21.2	
YES!	35.2	15.1	9.6	8.8	18.5	
N of Valid	364	370	240	272	1246	
N of Miss	48	82	84	54	268	

Table 202: If a kid drank some beer, wine or hard liquor (for example, vodka, whiskey, or gin) in your neighborhood would he or she be caught by the police?

Response	6	8	10	12	Total	
NO!	25.4	27.0	33.2	35.8	29.6	
no	22.7	37.5	41.9	45.4	35.7	
yes	23.2	18.9	15.8	13.7	18.4	
YES!	28.7	16.7	9.1	5.2	16.2	
N of Valid	362	371	241	271	1245	
N of Miss	50	81	83	55	269	

Table 203: If a kid carried a handgun in your neighborhood would he or she be caught by the police?

Response	6	8	10	12	Total	
NO!	20.1	24.0	27.6	31.6	25.2	
no	13.7	23.4	33.5	33.5	24.8	
yes	24.0	26.4	22.6	19.5	23.5	
YES!	42.2	26.2	16.3	15.4	26.5	
N of Valid	358	367	239	272	1236	
N of Miss	54	85	85	54	278	

Table 204: If you wanted to get some cigarettes, how easy would it be for you to get some?

Response	6	8	10	12	Total	
Very hard	81.2	55.1	41.4	29.5	54.4	
Sort of hard	7.0	14.8	11.7	7.7	10.4	
Sort of easy	6.7	15.6	15.9	20.3	14.1	
Very easy	5.1	14.5	31.0	42.4	21.1	
N of Valid	356	372	239	271	1238	
N of Miss	56	80	85	55	276	

Table 205: If you wanted to get some beer, wine or hard liquor (for example, vodka, whiskey, or gin), how easy would it be for you to get some?

Response	6	8	10	12	Total	
Very hard	81.4	55.0	34.6	27.8	52.7	
Sort of hard	7.1	14.2	18.6	12.6	12.6	
Sort of easy	6.2	17.2	16.5	22.6	15.1	
Very easy	5.4	13.7	30.4	37.0	19.6	
N of Valid	354	373	237	270	1234	
N of Miss	58	79	87	56	280	

Table 206: If you wanted to get a drug like cocaine, LSD, or amphetamines, how easy would it be for you to get some?

Response	6	8	10	12	Total	
Very hard	95.2	85.3	72.5	59.8	80.1	
Sort of hard	2.3	6.7	12.5	18.1	9.0	
Sort of easy	0.8	3.7	7.9	11.8	5.5	
Very easy	1.7	4.3	7.1	10.3	5.4	
N of Valid	355	374	240	271	1240	
N of Miss	57	78	84	55	274	

Table 207: If you wanted to get a handgun, how easy would it be for you to get one?


Response	6	8	10	12	Total	
Very hard	80.5	62.5	54.4	48.9	63.1	
Sort of hard	5.4	11.5	13.4	17.4	11.4	
Sort of easy	7.4	12.3	12.1	13.0	11.0	
Very easy	6.8	13.7	20.1	20.7	14.5	
N of Valid	353	373	239	270	1235	
N of Miss	59	79	85	56	279	

Table 208: If you wanted to get some marijuana, how easy would it be for you to get some?


Response	6	8	10	12	Total	
Very hard	92.4	69.0	41.6	31.6	62.2	
Sort of hard	4.0	7.5	12.6	10.8	8.2	
Sort of easy	0.6	8.6	13.0	16.0	8.8	
Very easy	3.1	14.8	32.8	41.6	20.8	
N of Valid	353	371	238	269	1231	
N of Miss	59	81	86	57	283	

Table 209: If you wanted to get prescription drugs for the purpose of getting high, how easy would it be for you to get some?


Response	6	8	10	12	Total	
Very hard	88.4	66.1	53.8	43.9	65.3	
Sort of hard	5.1	11.9	12.3	10.7	9.8	
Sort of easy	3.1	9.5	11.0	19.6	10.2	
Very easy	3.4	12.5	22.9	25.8	14.8	
N of Valid	353	369	236	271	1229	
N of Miss	59	83	88	55	285	

Table 210: If you wanted to get synthetic marijuana such as K2 or chemical products such as bath salts to get high, how easy would it be for you to get some?


Response	6	8	10	12	Total	
Very hard	94.6	83.8	70.0	61.1	79.3	
Sort of hard	2.0	7.8	12.2	14.4	8.5	
Sort of easy	1.1	3.5	5.1	11.9	5.0	
Very easy	2.3	4.9	12.7	12.6	7.3	
N of Valid	352	371	237	270	1230	
N of Miss	60	81	87	56	284	

Table 211: If you wanted to get steroids to use or to enhance athletic performance, how easy would it be for you to get some?


Response	6	8	10	12	Total	
Very hard	93.2	81.3	66.8	63.7	78.0	
Sort of hard	4.3	7.6	15.1	14.4	9.6	
Sort of easy	0.6	5.7	7.6	10.7	5.7	
Very easy	2.0	5.4	10.5	11.1	6.7	
N of Valid	352	369	238	270	1229	
N of Miss	60	83	86	56	285	

Table 212: If you wanted to get e-cigarettes, e-cigars, or e-hookahs, how easy would it be for you to get some?


Response	6	8	10	12	Total	
Very hard	89.7	73.2	51.3	41.3	66.7	
Sort of hard	4.6	7.0	12.6	8.2	7.7	
Sort of easy	2.0	7.8	13.9	18.2	9.6	
Very easy	3.7	11.9	22.3	32.3	16.0	
N of Valid	351	370	238	269	1228	
N of Miss	61	82	86	57	286	

Table 213: During the past 12 months, have you participated in any alcohol prevention programs or seen any alcohol prevention messages in your school or community? Yes, a school-based program focused on preventing underage drinking and/or drinking and driving.



Response	6	8	10	12	Total	
No	70.4	77.7	88.0	90.8	80.7	
Yes	29.6	22.3	12.0	9.2	19.3	
N of Valid	412	452	324	326	1514	
N of Miss	0	0	0	0	0	

Table 214: During the past 12 months, have you participated in any alcohol prevention programs or seen any alcohol prevention messages in your school or community? Yes, a community-based program focused on preventing underage drinking and/or drinking and driving (for example, through your church or temple or through youth groups like Boys and Girls Club or 4-H).



Response	6	8	10	12	Total	
No	91.3	93.1	95.7	95.4	93.7	
Yes	8.7	6.9	4.3	4.6	6.3	
N of Valid	412	452	324	326	1514	
N of Miss	0	0	0	0	0	

Table 215: During the past 12 months, have you participated in any alcohol prevention programs or seen any alcohol prevention messages in your school or community? Yes, a media campaign addressing underage drinking and/or drinking and driving (for example, newspaper ads, posters, pamphlets, radio, TV).



Response	6	8	10	12	Total	
No	93.2	93.4	93.5	96.0	93.9	
Yes	6.8	6.6	6.5	4.0	6.1	
N of Valid	412	452	324	326	1514	
N of Miss	0	0	0	0	0	

Table 216: During the past 12 months, have you participated in any alcohol prevention programs or seen any alcohol prevention messages in your school or community? No



Response	6	8	10	12	Total	
No	52.4	47.3	48.5	34.7	46.2	
Yes	47.6	52.7	51.5	65.3	53.8	
N of Valid	412	452	324	326	1514	
N of Miss	0	0	0	0	0	

Table 217: How wrong do your parents feel it would be for YOU to: have one or two drinks of an alcoholic beverage nearly every day?

Response	6	8	10	12	Total	
Very wrong	92.4	90.7	84.9	71.3	85.9	
Wrong	5.1	4.3	8.8	15.7	7.8	
A little bit wrong	1.4	3.5	3.4	7.5	3.7	
Not at all wrong	1.1	1.6	2.9	5.6	2.6	
N of Valid	356	376	238	268	1238	
N of Miss	56	76	86	58	276	

Table 218: How wrong do your parents feel it would be for YOU to: smoke tobacco?

Response	6	8	10	12	Total	
Very wrong	96.9	93.4	89.0	76.4	89.9	
Wrong	2.5	4.8	7.2	13.9	6.6	
A little bit wrong	0.0	0.8	2.1	5.6	1.9	
Not at all wrong	0.6	1.1	1.7	4.1	1.7	
N of Valid	355	377	237	267	1236	
N of Miss	57	75	87	59	278	

Table 219: How wrong do your parents feel it would be for YOU to: smoke marijuana?

Response	6	8	10	12	Total	
Very wrong	97.5	88.6	84.0	75.7	87.4	
Wrong	2.0	5.3	8.4	11.2	6.2	
A little bit wrong	0.0	3.2	3.8	8.6	3.6	
Not at all wrong	0.6	2.9	3.8	4.5	2.8	
N of Valid	354	376	237	268	1235	
N of Miss	58	76	87	58	279	

Table 220: How wrong do your parents feel it would be for YOU to: use prescription drugs not prescribed to you?





Response	6	8	10	12	Total	
Very wrong	96.3	90.8	89.5	84.2	90.7	
Wrong	2.0	4.5	5.9	8.6	4.9	
A little bit wrong	1.1	3.2	1.7	4.5	2.6	
Not at all wrong	0.6	1.6	2.9	2.6	1.8	
N of Valid	353	379	238	266	1236	
N of Miss	59	73	86	60	278	

Table 221: How wrong do your parents feel it would be for YOU to: steal something worth more than \$5?





Response	6	8	10	12	Total	
Very wrong	92.0	88.6	86.5	84.9	88.4	
Wrong	6.0	7.4	10.5	10.2	8.2	
A little bit wrong	1.4	2.9	1.7	3.0	2.3	
Not at all wrong	0.6	1.1	1.3	1.9	1.1	
N of Valid	352	378	237	265	1232	
N of Miss	60	74	87	61	282	

Table 222: How wrong do your parents feel it would be for YOU to: draw graffiti, write things, or draw pictures on buildings or other property (without the owner's permission)?





Response	6	8	10	12	Total	
Very wrong	92.6	90.5	86.0	82.0	88.4	
Wrong	5.4	5.6	8.5	10.2	7.1	
A little bit wrong	1.1	1.9	3.0	6.4	2.8	
Not at all wrong	0.8	2.1	2.5	1.5	1.7	
N of Valid	353	378	236	266	1233	
N of Miss	59	74	88	60	281	

Table 223: How wrong do your parents feel it would be for YOU to: pick a fight with someone?

Response	6	8	10	12	Total	
Very wrong	79.1	70.6	67.8	71.4	72.6	
Wrong	11.7	14.4	21.8	15.8	15.4	
A little bit wrong	6.0	12.0	6.7	10.9	9.0	
Not at all wrong	3.2	2.9	3.8	1.9	2.9	
N of Valid	349	374	239	266	1228	
N of Miss	63	78	85	60	286	

Table 224: During the past 12 months, have you talked with at least one of your parents about the dangers of underage drinking and/or drinking and driving? By parents, we mean either your biological parents, adoptive parents, stepparents, or adult guardians - whether or not they live with you.

Response	6	8	10	12	Total	
No	50.9	59.8	51.8	59.8	55.8	
Yes	49.1	40.2	48.2	40.2	44.2	
N of Valid	332	368	228	264	1192	
N of Miss	80	84	96	62	322	

Table 225: The rules in my family are clear.

Response	6	8	10	12	Total	
NO!	4.6	6.4	5.5	7.4	5.9	
no	3.7	4.5	5.9	4.1	4.5	
yes	22.3	32.3	29.2	37.9	30.1	
YES!	69.3	56.8	59.3	50.6	59.5	
N of Valid	349	375	236	269	1229	
N of Miss	63	77	88	57	285	

Table 226: People in my family have serious arguments about the same things, and often insult or yell at each other.





Response	6	8	10	12	Total	
NO!	39.4	33.2	29.8	27.6	33.1	
no	29.3	37.2	36.6	35.1	34.4	
yes	17.2	18.5	20.0	22.0	19.2	
YES!	14.1	11.1	13.6	15.3	13.4	
N of Valid	348	368	235	268	1219	
N of Miss	64	84	89	58	295	

Table 227: When I am not at home, one of my parents knows where I am and who I am with.





Response	6	8	10	12	Total	
NO!	6.4	6.1	4.6	7.8	6.3	
no	2.6	5.0	4.6	6.3	4.6	
yes	19.4	27.1	31.6	36.2	27.8	
YES!	71.6	61.8	59.1	49.6	61.4	
N of Valid	345	377	237	268	1227	
N of Miss	67	75	87	58	287	

Table 228: My family has clear rules about alcohol and drug use.





Response	6	8	10	12	Total	
NO!	6.5	7.6	5.1	9.3	7.2	
no	1.8	4.9	6.3	11.5	5.8	
yes	17.1	25.9	28.3	33.1	25.5	
YES!	74.7	61.6	60.3	46.1	61.6	
N of Valid	340	370	237	269	1216	
N of Miss	72	82	87	57	298	

Table 229: If you skipped school would you be caught by your parents?

Response	6	8	10	12	Total	
NO!	8.5	10.5	6.8	12.6	9.7	
no	4.1	12.4	13.2	20.8	12.1	
yes	17.0	21.9	27.2	28.6	23.0	
YES!	70.5	55.1	52.8	37.9	55.2	
N of Valid	342	370	235	269	1216	
N of Miss	70	82	89	57	298	

Table 230: My parents ask if I've gotten my homework done.

Response	6	8	10	12	Total	
NO!	6.7	7.0	8.4	15.8	9.1	
no	2.9	12.1	19.0	22.2	13.0	
yes	23.0	27.4	33.3	28.2	27.5	
YES!	67.4	53.5	39.2	33.8	50.4	
N of Valid	344	372	237	266	1219	
N of Miss	68	80	87	60	295	

Table 231: Would your parents know if you did not come home on time?

Response	6	8	10	12	Total	
NO!	5.6	6.2	8.5	11.6	7.7	
no	3.8	7.8	7.7	10.1	7.2	
yes	21.2	29.5	31.2	33.2	28.3	
YES!	69.4	56.6	52.6	45.1	56.9	
N of Valid	340	373	234	268	1215	
N of Miss	72	79	90	58	299	

Table 232: Do you know how to properly dispose of leftover prescription drugs?



Response	6	8	10	12	Total	
No	65.1	72.0	63.1	64.6	66.7	
Yes	34.9	28.0	36.9	35.4	33.3	
N of Valid	315	354	233	260	1162	
N of Miss	97	98	91	66	352	

Table 233: Have any of your brothers or sisters ever: drunk beer, wine or hard liquor (for example, vodka, whiskey or gin)?




Response	6	8	10	12	Total	
No	81.0	64.3	43.7	47.0	61.0	
Yes	17.2	32.7	52.9	50.0	36.3	
I don't have any brothers or sisters	1.8	2.9	3.4	3.0	2.7	
N of Valid	331	373	238	268	1210	
N of Miss	81	79	86	58	304	

Table 234: Have any of your brothers or sisters ever: smoked marijuana?




Response	6	8	10	12	Total	
No	93.6	76.2	59.2	59.2	73.9	
Yes	4.9	21.1	37.4	37.7	23.5	
I don't have any brothers or sisters	1.5	2.7	3.4	3.0	2.6	
N of Valid	329	370	238	265	1202	
N of Miss	83	82	86	61	312	

Table 235: Have any of your brothers or sisters ever: smoked cigarettes?




Response	6	8	10	12	Total	
No	85.5	74.3	58.6	62.6	71.7	
Yes	12.7	22.7	37.6	34.3	25.5	
I don't have any brothers or sisters	1.8	3.0	3.8	3.0	2.8	
N of Valid	330	370	237	265	1202	
N of Miss	82	82	87	61	312	

Table 236: Have any of your brothers or sisters ever: taken a handgun to school?




Response	6	8	10	12	Total	
No	97.6	94.8	92.3	93.2	94.7	
Yes	0.6	2.7	4.3	3.8	2.7	
I don't have any brothers or sisters	1.8	2.5	3.4	3.0	2.6	
N of Valid	329	367	235	266	1197	
N of Miss	83	85	89	60	317	

Table 237: Have any of your brothers or sisters ever: been suspended or expelled from school?




Response	6	8	10	12	Total	
No	77.0	66.2	58.7	64.3	67.3	
Yes	21.1	31.3	37.9	32.7	30.1	
I don't have any brothers or sisters	1.8	2.5	3.4	3.0	2.6	
N of Valid	331	367	235	266	1199	
N of Miss	81	85	89	60	315	

Table 238: Have any of your brothers or sisters ever: used e-cigarettes, e-cigars or e-hookahs?




Response	6	8	10	12	Total	
No	94.0	84.8	75.2	75.1	83.3	
Yes	4.2	12.5	21.4	21.9	14.0	
I don't have any brothers or sisters	1.8	2.7	3.4	3.0	2.7	
N of Valid	332	368	234	265	1199	
N of Miss	80	84	90	61	315	

Table 239: Have any of your brothers or sisters ever: used prescription drugs not prescribed to him/her?




Response	6	8	10	12	Total	
No	96.4	88.3	77.2	80.5	86.6	
Yes	2.1	8.7	18.1	16.5	10.4	
I don't have any brothers or sisters	1.5	3.0	4.7	3.0	2.9	
N of Valid	330	369	232	266	1197	
N of Miss	82	83	92	60	317	

Table 240: Have you changed homes in the past year (the last 12 months)?



Response	6	8	10	12	Total	
No	69.3	76.4	72.3	80.4	74.5	
Yes	30.7	23.6	27.7	19.6	25.5	
N of Valid	339	373	238	270	1220	
N of Miss	73	79	86	56	294	

Table 241: How many times have you changed homes since kindergarten?






Response	6	8	10	12	Total	
Never	36.7	31.4	30.9	28.8	32.2	
1 or 2 times	33.1	29.8	29.7	33.3	31.5	
3 or 4 times	19.9	22.0	19.1	21.7	20.8	
5 or 6 times	5.1	10.3	10.2	9.4	8.6	
7 or more times	5.1	6.5	10.2	6.7	6.9	
N of Valid	332	369	236	267	1204	
N of Miss	80	83	88	59	310	

Table 242: Have you changed schools (including changing from elementary to middle and middle to high school) in the past year?



Response	6	8	10	12	Total	
No	62.0	65.8	73.4	77.4	68.8	
Yes	38.0	34.2	26.6	22.6	31.2	
N of Valid	334	371	237	266	1208	
N of Miss	78	81	87	60	306	

Table 243: How many times have you changed schools since kindergarten (including changing from elementary to middle and middle to high school)?






Response	6	8	10	12	Total	
Never	49.7	23.9	27.2	32.3	33.6	
1 or 2 times	28.0	36.4	25.5	27.1	29.9	
3 or 4 times	15.5	30.3	28.5	29.7	25.7	
5 or 6 times	3.0	5.6	11.1	5.9	6.0	
7 or more times	3.9	3.7	7.7	4.8	4.8	
N of Valid	336	376	235	269	1216	
N of Miss	76	76	89	57	298	

Table 244: Has anyone in your family ever had severe alcohol or drug problems?



Response	6	8	10	12	Total	
No	76.9	67.2	59.0	57.4	66.1	
Yes	23.1	32.8	41.0	42.6	33.9	
N of Valid	333	375	234	270	1212	
N of Miss	79	77	90	56	302	

Table 245: About how many adults (over 21) have you known personally who in the past year have: used marijuana, crack, cocaine, or other drugs?






Response	6	8	10	12	Total	
0	78.2	62.5	49.8	47.9	61.2	
1	12.2	14.9	16.7	16.9	14.9	
2	4.5	7.7	9.4	11.2	7.9	
3-4	1.8	6.1	8.6	9.0	6.0	
5	3.3	8.8	15.5	15.0	9.9	
N of Valid	335	376	233	267	1211	
N of Miss	77	76	91	59	303	

Table 246: About how many adults (over 21) have you known personally who in the past year have: sold or dealt drugs?






Response	6	8	10	12	Total	
0	85.3	72.5	61.9	62.2	71.7	
1	9.9	9.9	15.2	13.1	11.6	
2	1.8	7.2	6.9	6.7	5.6	
3-4	1.8	4.0	5.6	7.5	4.5	
5	1.2	6.4	10.4	10.5	6.6	
N of Valid	334	374	231	267	1206	
N of Miss	78	78	93	59	308	

Table 247: About how many adults (over 21) have you known personally who in the past year have: done other things that could get them in trouble with the police, like stealing, selling stolen goods, mugging or assaulting others, etc.?






Response	6	8	10	12	Total	
0	81.0	68.8	59.8	62.4	69.1	
1	13.7	9.3	16.2	10.9	12.2	
2	1.5	9.6	5.7	6.8	6.0	
3-4	0.9	3.7	5.2	7.9	4.1	
5	3.0	8.5	13.1	12.0	8.6	
N of Valid	336	375	229	266	1206	
N of Miss	76	77	95	60	308	

Table 248: About how many adults (over 21) have you known personally who in the past year have: gotten drunk or high?






Response	6	8	10	12	Total	
0	66.1	46.0	34.9	34.1	46.7	
1	17.3	15.9	13.5	11.6	14.9	
2	6.1	9.7	12.7	12.4	9.8	
3-4	3.3	9.9	6.1	12.7	8.0	
5	7.3	18.5	32.8	29.2	20.5	
N of Valid	330	372	229	267	1198	
N of Miss	82	80	95	59	316	

Table 249: Have you seen or heard information about underage drinking in the past 12 months from the following sources? Radio

Response	6	8	10	12	Total	
No	50.6	62.5	59.2	65.7	59.4	
Yes	49.4	37.5	40.8	34.3	40.6	
N of Valid	322	376	233	274	1205	
N of Miss	90	76	91	52	309	

Table 250: Have you seen or heard information about underage drinking in the past 12 months from the following sources? TV.

Response	6	8	10	12	Total	
No	30.4	32.2	36.6	38.8	34.0	
Yes	69.6	67.8	63.4	61.2	66.0	
N of Valid	332	376	232	273	1213	
N of Miss	80	76	92	53	301	

Table 251: Have you seen or heard information about underage drinking in the past 12 months from the following sources? Print. This includes information on underage drinking you may have seen in the newspaper, on a billboard, in pamphlets, on stickers, etc.

Response	6	8	10	12	Total	
No	54.3	54.8	57.1	61.9	56.7	
Yes	45.7	45.2	42.9	38.1	43.3	
N of Valid	328	378	231	273	1210	
N of Miss	84	74	93	53	304	

Table 252: Have you seen or heard information about underage drinking in the past 12 months from the following sources? Website or social media? (Facebook, Myspace, website, etc.)

Response	6	8	10	12	Total	
No	45.0	41.4	44.6	46.7	44.2	
Yes	55.0	58.6	55.4	53.3	55.8	
N of Valid	329	372	231	272	1204	
N of Miss	83	80	93	54	310	

Table 253: The next questions ask about your opinions of the information you saw or heard. If you have seen or heard more than one ad, please think about your favorite ad when answering these questions. The information about underage drinking that I saw or heard was convincing.






Response	6	8	10	12	Total	
NO!	39.0	24.0	20.8	25.8	27.8	
no	7.7	13.3	16.9	21.1	14.3	
yes	14.1	23.2	28.1	26.9	22.5	
YES!	22.7	23.5	15.6	11.6	19.1	
I have not seen or heard any ads about underage drinking in the past 12 months.	16.6	16.0	18.6	14.5	16.3	
N of Valid	326	375	231	275	1207	
N of Miss	86	77	93	51	307	

Table 254: The next questions ask about your opinions of the information you saw or heard. If you have seen or heard more than one ad, please think about your favorite ad when answering these questions. The information about underage drinking that I saw or heard grabbed my attention.






Response	6	8	10	12	Total	
NO!	37.6	22.1	17.7	25.0	26.1	
no	10.2	18.4	19.9	20.6	17.0	
yes	14.0	22.1	27.9	27.6	22.3	
YES!	21.4	21.1	15.5	12.1	18.1	
I have not seen or heard any ads about underage drinking in the past 12 months.	16.8	16.3	19.0	14.7	16.6	
N of Valid	322	375	226	272	1195	
N of Miss	90	77	98	54	319	

Table 255: The next questions ask about your opinions of the information you saw or heard. If you have seen or heard more than one ad, please think about your favorite ad when answering these questions. The information about underage drinking that I saw or heard said something important to me.






Response	6	8	10	12	Total	
NO!	35.3	21.2	16.4	23.4	24.6	
no	10.2	17.2	21.7	26.0	18.2	
yes	14.2	20.1	24.8	22.7	20.0	
YES!	22.0	24.4	16.4	12.5	19.5	
I have not seen or heard any ads about underage drinking in the past 12 months.	18.3	17.2	20.8	15.4	17.7	
N of Valid	323	373	226	273	1195	
N of Miss	89	79	98	53	319	

Table 256: The next questions ask about your opinions of the information you saw or heard. If you have seen or heard more than one ad, please think about your favorite ad when answering these questions. Seeing or hearing this information about underage drinking made me want to stop or decrease my drinking.










Response	6	8	10	12	Total	
NO!	38.8	24.2	18.7	27.2	27.8	
no	4.5	11.9	17.4	24.3	13.9	
yes	5.8	14.7	16.9	16.9	13.3	
YES!	19.4	24.2	21.0	12.5	19.6	
I have not seen or heard any ads about underage drinking in the past 12 months.	31.4	25.0	26.0	19.1	25.5	
N of Valid	309	360	219	272	1160	
N of Miss	103	92	105	54	354	

Table 257: How honest were you in filling out this survey?

Response	6	8	10	12	Total	
I was very honest	81.0	72.8	82.1	78.0	77.9	
I was honest pretty much of the time	15.4	19.4	12.4	14.8	15.9	
I was honest some of the time	2.4	5.8	4.7	4.3	4.3	
I was honest once in a while	1.2	2.1	0.9	2.9	1.8	
I was not honest at all	0.0	0.0	0.0	0.0	0.0	
N of Valid	331	382	234	277	1224	
N of Miss	81	70	90	49	290	