

# 2017 APNA

## Arkansas Prevention Needs Assessment Survey

### Region 7 Frequency Distribution Tables

Counties: Crittendon, Cross, Lee, Monroe, Phillips, St. Francis

Arkansas Department of Human Services,  
Division of Aging, Adults and Behavioral  
Health Services  
And  
University of Arkansas at Little Rock  
MidSOUTH Center for Prevention and Training

Conducted by International Survey Associates dba Pride Surveys



## Contents

1	INTRODUCTION	11
2	PERCENTAGE TABLES	15

## List of Frequency Distribution Tables

1	Gender	16
2	Age	16
3	Are you Hispanic or Latino?	16
4	What is your race? Black or African American	17
5	What is your race? Asian	17
6	What is your race? American Indian	17
7	What is your race? Alaska Native	17
8	What is your race? White	18
9	What is your race? Native Hawaiian or Other Pacific Islander	18
10	What is your race? Other	18
11	What is the highest level of schooling completed by your mother or father?	19
12	Think of where you live most of the time. Which of the following people live there with you? Mother	19
13	Think of where you live most of the time. Which of the following people live there with you? Stepmother	19
14	Think of where you live most of the time. Which of the following people live there with you? Foster Mother	20
15	Think of where you live most of the time. Which of the following people live there with you? Grandmother	20
16	Think of where you live most of the time. Which of the following people live there with you? Aunt	20
17	Think of where you live most of the time. Which of the following people live there with you? Father	20
18	Think of where you live most of the time. Which of the following people live there with you? Stepfather	21
19	Think of where you live most of the time. Which of the following people live there with you? Foster Father	21
20	Think of where you live most of the time. Which of the following people live there with you? Grandfather	21
21	Think of where you live most of the time. Which of the following people live there with you? Uncle	21
22	Think of where you live most of the time. Which of the following people live there with you? Other Adults	22
23	Think of where you live most of the time. Which of the following people live there with you? Brother(s)	22
24	Think of where you live most of the time. Which of the following people live there with you? Stepbrother(s)	22
25	Think of where you live most of the time. Which of the following people live there with you? Sister(s)	22
26	Think of where you live most of the time. Which of the following people live there with you? Stepsister(s)	23

27	Think of where you live most of the time. Which of the following people live there with you? Other Children . . . . .	23
28	In my school, students have lots of chances to help decide things like class activities and rules. . . . .	23
29	Teachers ask me to work on special classroom projects. . . . .	23
30	My teacher(s) notices when I am doing a good job and lets me know about it. . . . .	24
31	There are lots of chances for students in my school to get involved in sports, clubs, and other school activities outside of class. . . . .	24
32	There are lots of chances for students in my school to talk with a teacher one-on-one. . . . .	24
33	I feel safe at my school. . . . .	25
34	The school lets my parents know when I have done something well. . . . .	25
35	My teachers praise me when I work hard in school. . . . .	25
36	Are your school grades better than the grades of most students in your class? . . . . .	26
37	I have lots of chances to be part of class discussions or activities. . . . .	26
38	Now thinking back over the past year in school, how often did you: enjoy being in school? . . . . .	26
39	Now thinking back over the past year in school, how often did you: hate being in school? . . . . .	27
40	Now thinking back over the past year in school, how often did you: try to do your best work in school? . . . . .	27
41	How often do you feel that the school work you are assigned is meaningful and important? . . . . .	27
42	Putting them all together, what were your grades like last year? . . . . .	28
43	How important do you think the things you are learning in school are going to be for your later life? . . . . .	28
44	During the LAST FOUR WEEKS how many whole days of school have you missed because you skipped or "cut"? . . . . .	28
45	What are the chances you would be seen as cool if you: smoked cigarettes? . . . . .	29
46	What are the chances you would be seen as cool if you: worked hard at school? . . . . .	29
47	What are the chances you would be seen as cool if you: began drinking alcoholic beverages regularly, that is, at least once or twice a month? . . . . .	29
48	What are the chances you would be seen as cool if you: defended someone who was being bullied? . . . . .	30
49	What are the chances you would be seen as cool if you: smoked marijuana? . . . . .	30
50	What are the chances you would be seen as cool if you: carried a handgun? . . . . .	30
51	What are the chances you would be seen as cool if you: used e-cigarettes, e-cigars or e-hookahs (vaping)? . . . . .	31

52	What are the chances you would be seen as cool if you: bullied someone or cyber bullied someone? . . . . .	31
53	Think of your four best friends (the friends you feel closest to). In the past year (12 months), how many of your best friends have: participated in clubs, organizations or activities at school? . . . . .	31
54	Think of your four best friends (the friends you feel closest to). In the past year (12 months), how many of your best friends have: smoked cigarettes? . . . . .	32
55	Think of your four best friends (the friends you feel closest to). In the past year (12 months), how many of your best friends have: tried beer, wine or hard liquor (for example, vodka, whiskey, or gin) when their parents didn't know about it? . . . . .	32
56	Think of your four best friends (the friends you feel closest to). In the past year (12 months), how many of your best friends have: used e-cigarettes, e-cigars, or e-hookahs? . . . . .	32
57	Think of your four best friends (the friends you feel closest to). In the past year (12 months), how many of your best friends have: used marijuana? . . . . .	33
58	Think of your four best friends (the friends you feel closest to). In the past year (12 months), how many of your best friends have: used prescription drugs or non-prescription drugs for the purpose of getting high? . . . . .	33
59	Think of your four best friends (the friends you feel closest to). In the past year (12 months), how many of your best friends have: used synthetic marijuana (K2, spice) or bath salts? . . . . .	33
60	Think of your four best friends (the friends you feel closest to). In the past year (12 months), how many of your best friends have: used LSD, cocaine, amphetamines, or other illegal drugs? . . . . .	34
61	Think of your four best friends (the friends you feel closest to). In the past year (12 months), how many of your best friends have: been bullied? . . . . .	34
62	Think of your four best friends (the friends you feel closest to). In the past year (12 months), how many of your best friends have: been suspended from school? . . . . .	34
63	Think of your four best friends (the friends you feel closest to). In the past year (12 months), how many of your best friends have: carried a handgun? . . . . .	35
64	Think of your four best friends (the friends you feel closest to). In the past year (12 months), how many of your best friends have: sold illegal drugs? . . . . .	35
65	Think of your four best friends (the friends you feel closest to). In the past year (12 months), how many of your best friends have: regularly attended religious services? . . . . .	35

66	Think of your four best friends (the friends you feel closest to). In the past year (12 months), how many of your best friends have: stolen or tried to steal a motor vehicle such as a car or motorcycle?	36
67	Think of your four best friends (the friends you feel closest to). In the past year (12 months), how many of your best friends have: been arrested?	36
68	Think of your four best friends (the friends you feel closest to). In the past year (12 months), how many of your best friends have: dropped out of school?	36
69	Think of your four best friends (the friends you feel closest to). In the past year (12 months), how many of your best friends have: been members of a gang?	37
70	How old were you when you first: smoked marijuana?	37
71	How old were you when you first: smoked a cigarette, even just a puff?	38
72	How old were you when you first: had more than a sip or two of beer, wine or hard liquor (for example, vodka, whiskey, or gin)?	38
73	How old were you when you first: began drinking alcoholic beverages regularly, that is, at least once or twice a month?	39
74	How old were you when you first: used Pegaramide (peg, Peggy)?	39
75	How old were you when you first: got suspended from school?	40
76	How old were you when you first: got arrested?	40
77	How old were you when you first: carried a handgun?	41
78	How old were you when you first: used e-cigarettes, e-cigars, or e-hookahs (vaping)?	41
79	How old were you when you first: belonged to a gang?	42
80	How old were you when you first: used prescription drugs not prescribed to you?	42
81	How wrong do you think it is for someone your age to: take a handgun to school?	43
82	How wrong do you think it is for someone your age to: steal anything?	43
83	How wrong do you think it is for someone your age to: pick a fight with someone?	43
84	How wrong do you think it is for someone your age to: attack someone with the idea of seriously hurting them?	44
85	How wrong do you think it is for someone your age to: stay away from school all day when their parents think they are at school?	44
86	How wrong do you think it is for someone your age to: drink beer, wine or hard liquor (for example, vodka, whiskey, or gin) regularly?	44
87	How wrong do you think it is for someone your age to: smoke cigarettes?	45
88	How wrong do you think it is for someone your age to: smoke marijuana?	45

89	How wrong do you think it is for someone your age to: use prescription drugs or non-prescription drugs for the purpose of getting high?	45
90	How wrong do you think it is for someone your age to: use synthetic marijuana (K2, spice) or bath salts?	46
91	How wrong do you think it is for someone your age to: use LSD, cocaine, amphetamines or another illegal drug?	46
92	How wrong do you think it is for someone your age to: use e-cigarettes, e-cigars or e-hookahs (vaping)?	46
93	At school during the past 12 months, did you receive help from the resource teacher, speech therapist or other special education teacher?	47
94	How many times in the past year (12 months) have you: been suspended from school?	47
95	How many times in the past year (12 months) have you: carried a handgun?	47
96	How many times in the past year (12 months) have you: sold illegal drugs?	48
97	How many times in the past year (12 months) have you: stolen or tried to steal a motor vehicle such as a car or motorcycle?	48
98	How many times in the past year (12 months) have you: participated in clubs, organizations or activities at school?	48
99	How many times in the past year (12 months) have you: been arrested?	49
100	How many times in the past year (12 months) have you: attacked someone with the idea of seriously hurting them?	49
101	How many times in the past year (12 months) have you: been drunk or high at school?	49
102	How many times in the past year (12 months) have you: taken a handgun to school?	50
103	How many times in the past year (12 months) have you: used e-cigarettes, e-cigars, or e-hookahs (vaping)?	50
104	Are you currently on probation, or assigned a probation officer with Juvenile Court?	50
105	Have you ever belonged to a gang?	51
106	If you have ever belonged to a gang, did that gang have a name?	51
107	You are at a party at someone's house, and one of your friends offers you a drink containing alcohol. What would you say or do?	51
108	How often do you attend religious services or activities?	52
109	I think sometimes it's okay to cheat at school.	52
110	It is important to think before you act.	52
111	Sometimes I think that life is not worth it.	53
112	At times I think I am no good at all.	53
113	All in all, I am inclined to think that I am a failure.	53
114	In the past year, have you felt depressed or sad MOST days, even if you felt okay sometimes?	54
115	It is all right to beat up people if they start the fight.	54

116	I think it is okay to take something without asking if you can get away with it. . . . .	54
117	Where do you get the most information about living a drug and alcohol free life? Parents/guardians . . . . .	55
118	Where do you get the most information about living a drug and alcohol free life? Friends . . . . .	55
119	Where do you get the most information about living a drug and alcohol free life? Family members . . . . .	55
120	Where do you get the most information about living a drug and alcohol free life? School . . . . .	56
121	Where do you get the most information about living a drug and alcohol free life? Internet . . . . .	56
122	Where do you get the most information about living a drug and alcohol free life? TV . . . . .	56
123	Where do you get the most information about living a drug and alcohol free life? Social media . . . . .	57
124	How much do you think people risk harming themselves (physically or in other ways) if they: smoked one or more packs of cigarettes per day? . . . . .	57
125	How much do you think people risk harming themselves (physically or in other ways) if they: try marijuana once or twice? . . . . .	57
126	How much do you think people risk harming themselves (physically or in other ways) if they: smoke marijuana once or twice a week? . . . . .	58
127	How much do you think people risk harming themselves (physically or in other ways) if they: take one or two drinks of an alcoholic beverage (beer, wine, liquor) nearly every day? . . . . .	58
128	How much do you think people risk harming themselves (physically or in other ways) if they: have five or more drinks of an alcoholic beverage once or twice a weekend? . . . . .	58
129	How much do you think people risk harming themselves (physically or in other ways) if they: use prescription drugs that are not prescribed to them? . . . . .	59
130	How much do you think people risk harming themselves (physically or in other ways) if they: use non-prescription drugs to get high? . . . . .	59
131	How much do you think people risk harming themselves (physically or in other ways) if they: use e-cigarettes, e-cigars, or e-hookahs? . . . . .	59
132	Have you ever used smokeless tobacco (chew, snuff, plug, dipping tobacco, or chewing tobacco)? . . . . .	60
133	How often have you used smokeless tobacco during the past 30 days? . . . . .	60
134	Have you ever smoked cigarettes? . . . . .	60
135	How frequently have you smoked cigarettes during the past 30 days? . . . . .	61
136	Which statement best describes rules about smoking inside your home or your family cars? . . . . .	61
137	Have you ever used e-cigarettes, e-cigars, or e-hookahs (vaping)? . . . . .	61

138	How frequently have you used e-cigarettes, e-cigars, or e-hookahs (vaping)? . . . . .	62
139	During this school year, were you taught in any of your classes about the dangers of tobacco use? . . . . .	62
140	During the past 12 months, have you participated in any community activities to discourage people your age from using cigarettes, chewing tobacco, snuff, dip or cigars, e-cigarettes, e-cigars, or e-hookahs? . . . . .	62
141	Think back over the last two weeks. How many times have you had five or more alcoholic drinks in a row? . . . . .	63
142	During the past 30 days, how many times did you ride in a car or other vehicle driven by someone who had been drinking alcohol or using drugs to get high? . . . . .	63
143	During the past 30 days, how many times did you drive a car or other vehicle when you had been drinking alcohol or using drugs to get high? . . . . .	63
144	If you drank alcohol (not just a sip or taste) in the past year, where did you usually drink it? . . . . .	64
145	How do you feel about someone your age having one or two drinks of an alcoholic beverage nearly every day? . . . . .	64
146	On how many occasions have you had alcoholic beverages (beer, wine or hard liquor) to drink in your lifetime - more than just a few sips? . . . . .	64
147	On how many occasions have you drunk one or more drinks of an alcoholic beverage during the past 30 days? . . . . .	65
148	On how many occasions have you used marijuana (grass, pot) or hashish (hash, hash oil) in your lifetime? . . . . .	65
149	On how many occasions have you used marijuana (grass, pot) or hashish (hash, hash oil) during the past 30 days? . . . . .	65
150	On how many occasions have you used LSD or other psychedelics in your lifetime? . . . . .	66
151	On how many occasions have you used LSD or other psychedelics during the past 30 days? . . . . .	66
152	On how many occasions have you used cocaine or crack in your lifetime? . . . . .	66
153	On how many occasions have you used cocaine or crack during the past 30 days? . . . . .	67
154	On how many occasions have you sniffed glue, breathed the contents of an aerosol spray can, or inhaled other gases or sprays, in order to get high in your lifetime? . . . . .	67
155	On how many occasions have you sniffed glue, breathed the contents of an aerosol spray can, or inhaled other gases or sprays, in order to get high during the past 30 days? . . . . .	67
156	On how many occasions have you used Pegaramide (peg, Peggy, etc.) in your lifetime? . . . . .	68



157	On how many occasions have you used Pegaramide (peg, Peggy, etc.) during the past 30 days? . . . . .	68
158	On how many occasions have you used synthetic marijuana (K2, spice) in your lifetime? . . . . .	68
159	On how many occasions have you used synthetic marijuana (K2, spice) during the past 30 days? . . . . .	69
160	On how many occasions have you used methamphetamines (meth, speed, crank, crystal meth) in your lifetime? . . . . .	69
161	On how many occasions have you used methamphetamines (meth, speed, crank, crystal meth) in the past 30 days? . . . . .	69
162	On how many occasions have you used other chemical products (bath salts, plant food, etc.) in your lifetime? . . . . .	70
163	On how many occasions have you used other chemical products (bath salts, plant food, etc.) during the past 30 days? . . . . .	70
164	On how many occasions have you used heroin or other opiates in your lifetime? . . . . .	70
165	On how many occasions have you used heroin or other opiates during the past 30 days? . . . . .	71
166	On how many occasions have you used MDMA ('X', 'E', or ecstasy) in your lifetime? . . . . .	71
167	On how many occasions have you used MDMA ('X', 'E', or ecstasy) during the past 30 days? . . . . .	71
168	On how many occasions have you taken prescription drugs (such as Valium, Xanax, Ritalin, Adderall, OxyContin, Tramadol, or sleeping pills) not prescribed to you in your lifetime? . . . . .	72
169	On how many occasions have you taken prescription drugs (such as Valium, Xanax, Ritalin, Adderall, OxyContin, Tramadol, or sleeping pills) not prescribed to you during the past 30 days? . . . . .	72
170	On how many occasions have you taken non-prescription medicines such as diet pills (for example, Dietac, Dexatrim or Prolamine), stay-awake pills (for example No-Doz, Vivarin, or Wake), or cough or cold medicines (robos, DXM, etc.) to get high in your lifetime? . . . . .	72
171	On how many occasions have you taken non-prescription medicines such as diet pills (for example, Dietac, Dexatrim or Prolamine), stay-awake pills (for example No-Doz, Vivarin, or Wake), or cough or cold medicines (robos, DXM, etc.) to get high during the past 30 days? . . . . .	73
172	On how many occasions have you been drunk or very high from drinking alcoholic beverages during the past 30 days? . . . . .	73
173	On how many occasions have you drunk flavored alcoholic beverages, sometimes called 'alcopops' (like Mike's Hard Lemonade, Smirnoff Ice, Bacardi Breezers, etc.) in your lifetime? . . . . .	73
174	On how many occasions have you drunk flavored alcoholic beverages, sometimes called 'alcopops' (like Mike's Hard Lemonade, Smirnoff Ice, Bacardi Breezers, etc.) during the past 30 days? . . . . .	74

175	If you smoked cigarettes (not just a puff or drag) in the past year, how did you usually get them? . . . . .	74
176	If you used e-cigarettes, e-cigars, or e-hookahs (not just a puff or drag) in the past year, how did you usually get them? - I did not use e-cigarettes, e-cigars, or e-hookahs in the past year . . . . .	75
177	If you used e-cigarettes, e-cigars, or e-hookahs (not just a puff or drag) in the past year, how did you usually get them? - I bought them in a store such as a convenience store, supermarket, discount store, or gas station . . . . .	75
178	If you used e-cigarettes, e-cigars, or e-hookahs (not just a puff or drag) in the past year, how did you usually get them? - I got them on the Internet . . . . .	75
179	If you used e-cigarettes, e-cigars, or e-hookahs (not just a puff or drag) in the past year, how did you usually get them? - I got them at a store that sells electronic cigarettes, such as a "vape shop" . . . . .	75
180	If you used e-cigarettes, e-cigars, or e-hookahs (not just a puff or drag) in the past year, how did you usually get them? - I got them from a family member . . . . .	76
181	If you used e-cigarettes, e-cigars, or e-hookahs (not just a puff or drag) in the past year, how did you usually get them? - I got them from a friend . . . . .	76
182	If you used e-cigarettes, e-cigars, or e-hookahs (not just a puff or drag) in the past year, how did you usually get them? - A stranger got them for me . . . . .	76
183	If you used e-cigarettes, e-cigars, or e-hookahs (not just a puff or drag) in the past year, how did you usually get them? - I took them from a store or shop . . . . .	76
184	If you used e-cigarettes, e-cigars, or e-hookahs (not just a puff or drag) in the past year, how did you usually get them? - I got them some other way . . . . .	77
185	If you used marijuana (grass, pot) (not just a puff or drag) in the past year, how did you usually get it? - I did not use marijuana (grass, pot) in the past year . . . . .	77
186	If you used marijuana (grass, pot) (not just a puff or drag) in the past year, how did you usually get it? - I bought it myself . . . . .	77
187	If you used marijuana (grass, pot) (not just a puff or drag) in the past year, how did you usually get it? - I got it from someone at school . . . . .	77
188	If you used marijuana (grass, pot) (not just a puff or drag) in the past year, how did you usually get it? - I got it from someone with a medical marijuana card . . . . .	78
189	If you used marijuana (grass, pot) (not just a puff or drag) in the past year, how did you usually get it? - I got it from my brother or sister . . . . .	78

190	If you used marijuana (grass, pot) (not just a puff or drag) in the past year, how did you usually get it? - I got it from another relative	78
191	If you used marijuana (grass, pot) (not just a puff or drag) in the past year, how did you usually get it? - Other	78
192	If you drank alcohol (not just a sip or taste) in the past year, how did you usually get it?	79
193	If you used prescription drugs or over the counter drugs without a doctor telling you to use it or for the purpose of getting high, where did you get these drugs? - Did not use	79
194	If you used prescription drugs or over the counter drugs without a doctor telling you to use it or for the purpose of getting high, where did you get these drugs? - Bought or took from store or shop	80
195	If you used prescription drugs or over the counter drugs without a doctor telling you to use it or for the purpose of getting high, where did you get these drugs? - Got from parents with permission	80
196	If you used prescription drugs or over the counter drugs without a doctor telling you to use it or for the purpose of getting high, where did you get these drugs? - Got from home without permission	80
197	If you used prescription drugs or over the counter drugs without a doctor telling you to use it or for the purpose of getting high, where did you get these drugs? - Got from relative with permission	80
198	If you used prescription drugs or over the counter drugs without a doctor telling you to use it or for the purpose of getting high, where did you get these drugs? - Got from relative without permission	81
199	If you used prescription drugs or over the counter drugs without a doctor telling you to use it or for the purpose of getting high, where did you get these drugs? - Got from friend's home with permission	81
200	If you used prescription drugs or over the counter drugs without a doctor telling you to use it or for the purpose of getting high, where did you get these drugs? - Got from friend's home without permission	81
201	If you used prescription drugs or over the counter drugs without a doctor telling you to use it or for the purpose of getting high, where did you get these drugs? - Got from friend at school	81
202	If you used prescription drugs or over the counter drugs without a doctor telling you to use it or for the purpose of getting high, where did you get these drugs? - Got from friend at party	82
203	If you used prescription drugs or over the counter drugs without a doctor telling you to use it or for the purpose of getting high, where did you get these drugs? - Got from friend, elsewhere	82
204	If you used prescription drugs or over the counter drugs without a doctor telling you to use it or for the purpose of getting high, where did you get these drugs? - Got from internet sale	82
205	During the last month, about how many marijuana cigarettes, or the equivalent, did you smoke a day, on the average?	83

206	How wrong do your friends feel it would be for YOU to: have one or two drinks of an alcoholic beverage nearly every day?	83
207	How wrong do your friends feel it would be for YOU to: smoke tobacco?	83
208	How wrong do your friends feel it would be for YOU to: smoke marijuana?	84
209	How wrong do your friends feel it would be for YOU to: use prescription drugs not prescribed to you?	84
210	How wrong would most adults (over 21) in your neighborhood think it is for kids your age: to use marijuana?	84
211	How wrong would most adults (over 21) in your neighborhood think it is for kids your age: to drink alcohol?	85
212	How wrong would most adults (over 21) in your neighborhood think it is for kids your age: to smoke cigarettes?	85
213	How much do each of the following statements describe your neighborhood? crime and/or drug selling	85
214	How much do each of the following statements describe your neighborhood? fights	86
215	How much do each of the following statements describe your neighborhood? lots of empty or abandoned buildings	86
216	How much do each of the following statements describe your neighborhood? lots of graffiti	86
217	I feel safe in my neighborhood.	87
218	If a kid smoked marijuana in your neighborhood would he or she be caught by the police?	87
219	If a kid drank some beer, wine or hard liquor (for example, vodka, whiskey, or gin) in your neighborhood would he or she be caught by the police?	87
220	If a kid carried a handgun in your neighborhood would he or she be caught by the police?	88
221	If you wanted to get some cigarettes, how easy would it be for you to get some?	88
222	If you wanted to get some beer, wine or hard liquor (for example, vodka, whiskey, or gin), how easy would it be for you to get some?	88
223	If you wanted to get a drug like cocaine, LSD, or amphetamines, how easy would it be for you to get some?	89
224	If you wanted to get a handgun, how easy would it be for you to get one?	89
225	If you wanted to get some marijuana, how easy would it be for you to get some?	89
226	If you wanted to get prescription drugs for the purpose of getting high, how easy would it be for you to get some?	90
227	If you wanted to get synthetic marijuana such as K2 or chemical products such as bath salts to get high, how easy would it be for you to get some?	90



228	If you wanted to get steroids to use or to enhance athletic performance, how easy would it be for you to get some? . . . . .	90
229	If you wanted to get e-cigarettes, e-cigars, or e-hookahs, how easy would it be for you to get some? . . . . .	91
230	During the past 12 months, have you participated in any alcohol prevention programs or seen any alcohol prevention messages in your school or community? Yes, a school-based program focused on preventing underage drinking and/or drinking and driving. . . . .	91
231	During the past 12 months, have you participated in any alcohol prevention programs or seen any alcohol prevention messages in your school or community? Yes, a community-based program focused on preventing underage drinking and/or drinking and driving (for example, through your church or temple or through youth groups like Boys and Girls Club or 4-H). . . . .	91
232	During the past 12 months, have you participated in any alcohol prevention programs or seen any alcohol prevention messages in your school or community? Yes, a media campaign addressing underage drinking and/or drinking and driving (for example, newspaper ads, posters, pamphlets, radio, TV). . . . .	92
233	During the past 12 months, have you participated in any alcohol prevention programs or seen any alcohol prevention messages in your school or community? No . . . . .	92
234	How wrong do your parents feel it would be for YOU to: have one or two drinks of an alcoholic beverage nearly every day? . . . . .	92
235	How wrong do your parents feel it would be for YOU to: smoke tobacco? . . . . .	92
236	How wrong do your parents feel it would be for YOU to: smoke marijuana? . . . . .	93
237	How wrong do your parents feel it would be for YOU to: use prescription drugs not prescribed to you? . . . . .	93
238	How wrong do your parents feel it would be for YOU to: steal something? . . . . .	93
239	How wrong do your parents feel it would be for YOU to: draw graffiti, write things, or draw pictures on buildings or other property (without the owner's permission)? . . . . .	94
240	How wrong do your parents feel it would be for YOU to: pick a fight with someone? . . . . .	94
241	During the past 12 months, have you talked with at least one of your parents about the dangers of underage drinking and/or drinking and driving? By parents, we mean either your biological parents, adoptive parents, stepparents, or adult guardians - whether or not they live with you. . . . .	94
242	The rules in my family are clear. . . . .	95
243	People in my family have serious arguments about the same things, and often insult or yell at each other. . . . .	95

244	When I am not at home, one of my parents knows where I am and who I am with. . . . .	95
245	My family has clear rules about alcohol and drug use. . . . .	96
246	If you skipped school would you be caught by your parents? . . . . .	96
247	My parents ask if I've gotten my homework done. . . . .	96
248	Would your parents know if you did not come home on time? . . . . .	97
249	Do you know how to properly dispose of leftover prescription drugs? . . . . .	97
250	Have any of your brothers or sisters ever: drunk beer, wine or hard liquor (for example, vodka, whiskey or gin)? . . . . .	97
251	Have any of your brothers or sisters ever: smoked marijuana? . . . . .	97
252	Have any of your brothers or sisters ever: smoked cigarettes? . . . . .	98
253	Have any of your brothers or sisters ever: taken a handgun to school? . . . . .	98
254	Have any of your brothers or sisters ever: been suspended or expelled from school? . . . . .	98
255	Have any of your brothers or sisters ever: used e-cigarettes, e-cigars or e-hookahs (vaping)? . . . . .	98
256	Have any of your brothers or sisters ever: used prescription drugs not prescribed to him/her? . . . . .	99
257	Have you changed homes in the past year (the last 12 months)? . . . . .	99
258	How many times have you changed homes since kindergarten? . . . . .	99
259	Have you changed schools (including changing from elementary to middle and middle to high school) in the past year? . . . . .	99
260	How many times have you changed schools since kindergarten (including changing from elementary to middle and middle to high school)? . . . . .	100
261	Has anyone in your family ever had severe alcohol or drug problems? . . . . .	100
262	About how many adults (over 21) have you known personally who in the past year have: used marijuana, crack, cocaine, or other drugs? . . . . .	100
263	About how many adults (over 21) have you known personally who in the past year have: sold or dealt drugs? . . . . .	101
264	About how many adults (over 21) have you known personally who in the past year have: done other things that could get them in trouble with the police, like stealing, selling stolen goods, mugging or assaulting others, etc.? . . . .	101
265	About how many adults (over 21) have you known personally who in the past year have: gotten drunk or high? . . . . .	101
266	How honest were you in filling out this survey? . . . . .	102

List of Figures

1	Grade Chart . . . . .	12
2	Gender Chart . . . . .	13
3	Age Chart . . . . .	14

# 1 INTRODUCTION

This report was generated from data collected on the *2017 Arkansas Prevention Needs Assessment Student Survey*. This report contains basic frequency tables of all data collected and graphs on the selected demographic variables of grade, gender and age.

Questions regarding the information found in this report can be directed to:

**International Survey Associates dba Pride Surveys**

Mr. Jay Gleaton

2140 Newmarket Parkway

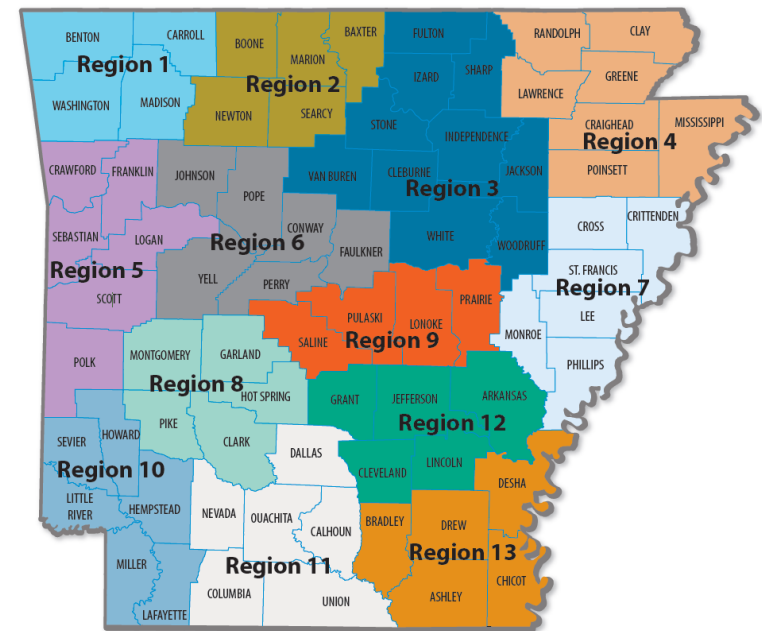
Suite 116

Marietta, GA 30067

Telephone: (800) 279-6361

Fax: (770) 726-9327

Website: <http://www.pridesurveys.com>



A note on the changing regions:

For the purposes of prevention in the state of Arkansas in 2013 the state moved from a 13-region system to an 8-region system. For the 2017 survey year the state reverted back to a 13-region system.

What this means for your regional data:

We have retroactively calculated all tables and year to year comparisons for THIS REPORT back to 13 regions. Because of this your reports from 2013 to 2016 that contain 8-regions CAN NOT BE COMPARED directly with this year's regional report. Regional reports will have different school groupings and will not be representative of the current 13-region system.

To reiterate, data in this report going back in time is comparable to previous years in the report because we recalculated previous years to 13 regions. However, the data should not be compared against any regional report going back 4 years because the regions were defined differently and represent different cohorts of students.

What this means for statewide, county, and school data:

This change will only affect the regional data. All other data is comparable with previous years.

# Grade Chart

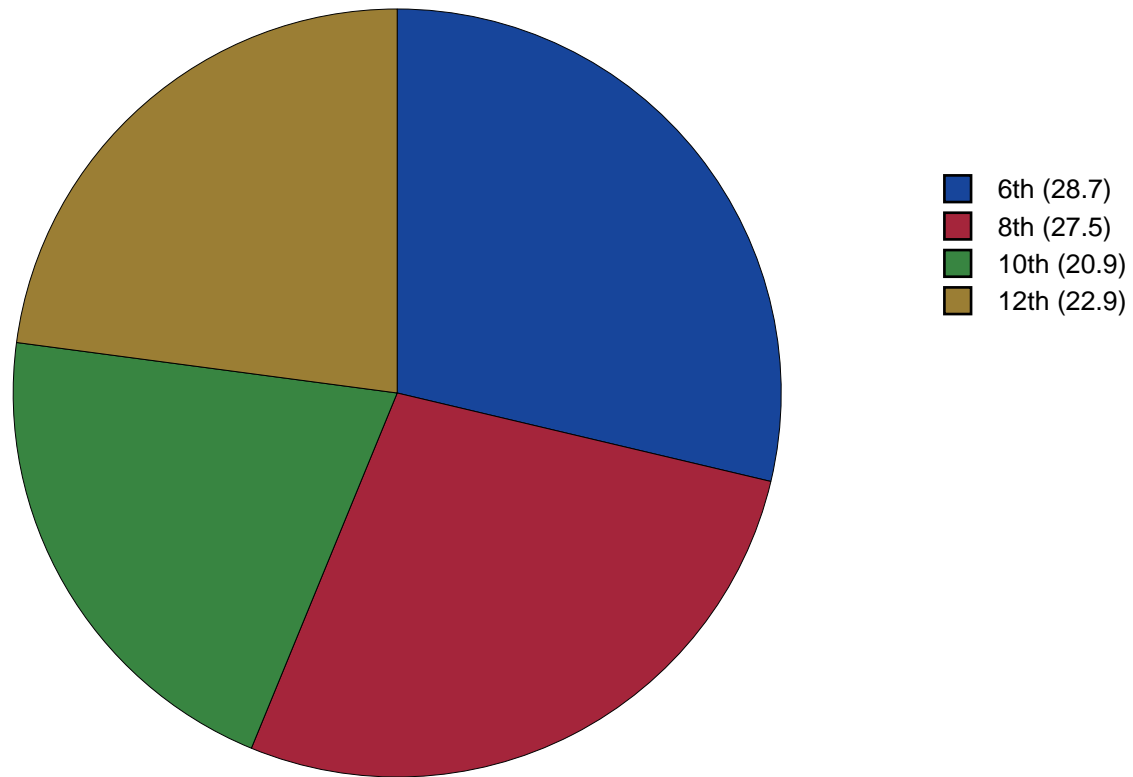


Figure 1: Grade Chart

## Gender Chart

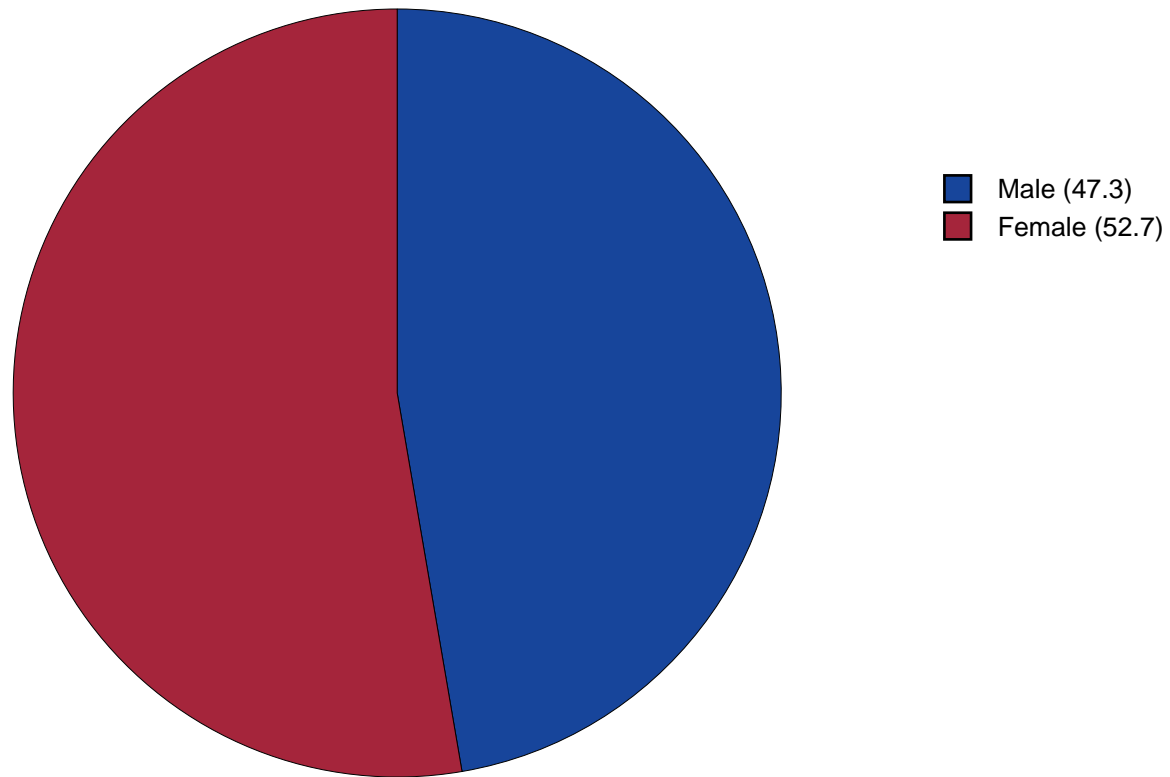


Figure 2: Gender Chart

# Age Chart

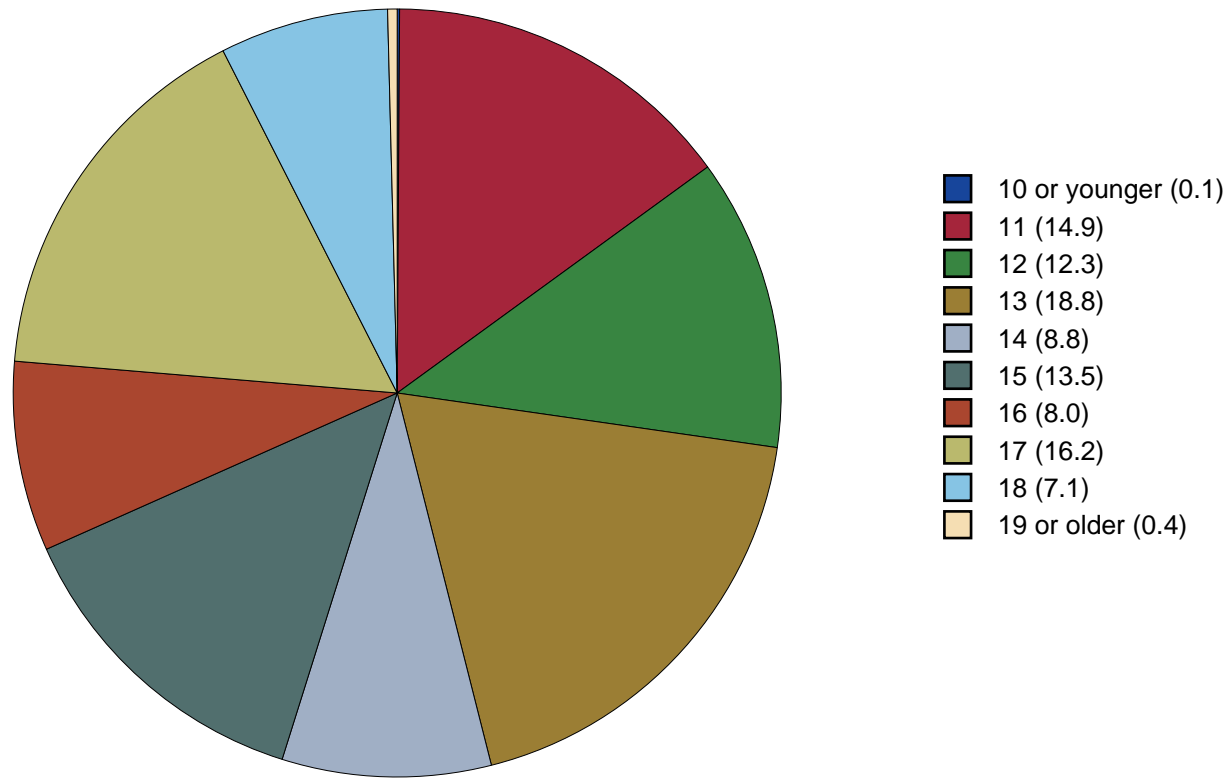


Figure 3: Age Chart



## 2 PERCENTAGE TABLES

The following tables contain frequency distribution detailing how your students responded to each question on the survey. The tables appear in the same order as the questions on the survey. The tables include breakdowns by grade level as well as overall percentages. The *N of Valid* row is a frequency count of the number of valid responses to each question for each grade and overall. The *N of Miss* row is a frequency count of the number of invalid (marked more than one response) or missing (i.e. did not respond) responses to each question for each grade and overall.

For the questions that allowed more than one response (i.e. race, live with, etc.) each response becomes a separate table. If a student did not mark the response, that was counted as a NO response, and if they did mark the response, that was counted as a YES response. Since a non response is a valid response for these questions, the *N of Miss* will always be zero for these questions.

Table 1: Gender



Response	6	8	10	12	Total	
Male	48.1	49.3	44.9	46.0	47.3	
Female	51.9	50.7	55.1	54.0	52.7	
N of Valid	480	454	343	383	1660	
N of Miss	7	14	12	6	39	

Table 2: Age











Response	6	8	10	12	Total	
10 or younger	0.2	0.0	0.0	0.0	0.1	
11	52.5	0.0	0.0	0.0	14.9	
12	43.1	0.2	0.0	0.0	12.3	
13	4.2	63.9	0.0	0.0	18.8	
14	0.0	31.6	0.3	0.0	8.8	
15	0.0	4.3	58.8	0.0	13.5	
16	0.0	0.0	37.6	0.5	8.0	
17	0.0	0.0	3.4	67.1	16.2	
18	0.0	0.0	0.0	30.6	7.1	
19 or older	0.0	0.0	0.0	1.8	0.4	
N of Valid	478	465	354	389	1686	
N of Miss	9	3	1	0	13	

Table 3: Are you Hispanic or Latino?



Response	6	8	10	12	Total	
No	95.0	93.3	96.6	94.8	94.8	
Yes	5.0	6.7	3.4	5.2	5.2	
N of Valid	458	450	350	383	1641	
N of Miss	29	18	5	6	58	

Table 4: What is your race? Black or African American



Response	6	8	10	12	Total	
No	45.4	38.4	40.2	39.8	41.1	
Yes	54.6	61.6	59.8	60.2	58.9	
N of Valid	474	461	351	387	1673	
N of Miss	0	0	0	0	0	

Table 5: What is your race? Asian



Response	6	8	10	12	Total	
No	99.2	99.1	99.7	99.0	99.2	
Yes	0.8	0.9	0.3	1.0	0.8	
N of Valid	474	461	351	387	1673	
N of Miss	0	0	0	0	0	

Table 6: What is your race? American Indian



Response	6	8	10	12	Total	
No	96.0	93.1	96.9	98.2	95.9	
Yes	4.0	6.9	3.1	1.8	4.1	
N of Valid	474	461	351	387	1673	
N of Miss	0	0	0	0	0	

Table 7: What is your race? Alaska Native



Response	6	8	10	12	Total	
No	99.6	99.6	100.0	99.7	99.7	
Yes	0.4	0.4	0.0	0.3	0.3	
N of Valid	474	461	351	387	1673	
N of Miss	0	0	0	0	0	

Table 8: What is your race? White



Response	6	8	10	12	Total	
No	61.2	65.7	60.7	58.7	61.7	
Yes	38.8	34.3	39.3	41.3	38.3	
N of Valid	474	461	351	387	1673	
N of Miss	0	0	0	0	0	

Table 9: What is your race? Native Hawaiian or Other Pacific Islander



Response	6	8	10	12	Total	
No	100.0	99.6	99.7	99.5	99.7	
Yes	0.0	0.4	0.3	0.5	0.3	
N of Valid	474	461	351	387	1673	
N of Miss	0	0	0	0	0	

Table 10: What is your race? Other



Response	6	8	10	12	Total	
No	93.0	94.1	96.9	97.4	95.2	
Yes	7.0	5.9	3.1	2.6	4.8	
N of Valid	474	461	351	387	1673	
N of Miss	0	0	0	0	0	

Table 11: What is the highest level of schooling completed by your mother or father?









Response	6	8	10	12	Total	
Completed grade school or less	4.4	3.1	0.9	1.8	2.7	
Some high school	4.2	7.1	12.8	16.1	9.6	
Completed high school	12.7	15.5	18.5	25.6	17.7	
Some college	7.8	8.4	16.8	20.7	12.9	
Completed college	21.1	29.0	26.4	24.1	25.1	
Graduate or professional school after college	10.6	13.9	9.7	5.2	10.0	
Don't know	37.2	19.7	13.6	5.4	20.1	
Does not apply	1.9	3.3	1.4	1.0	2.0	
N of Valid	473	452	352	386	1663	
N of Miss	14	16	3	3	36	

Table 12: Think of where you live most of the time. Which of the following people live there with you? Mother



Response	6	8	10	12	Total	
No	15.7	16.8	17.0	20.4	17.3	
Yes	84.3	83.2	83.0	79.6	82.7	
N of Valid	479	464	348	388	1679	
N of Miss	0	0	0	0	0	

Table 13: Think of where you live most of the time. Which of the following people live there with you? Stepmother



Response	6	8	10	12	Total	
No	95.2	92.7	93.7	94.8	94.1	
Yes	4.8	7.3	6.3	5.2	5.9	
N of Valid	479	464	348	388	1679	
N of Miss	0	0	0	0	0	

Table 14: Think of where you live most of the time. Which of the following people live there with you? Foster Mother



Response	6	8	10	12	Total	
No	99.0	99.4	99.7	99.7	99.4	
Yes	1.0	0.6	0.3	0.3	0.6	
N of Valid	479	464	348	388	1679	
N of Miss	0	0	0	0	0	

Table 15: Think of where you live most of the time. Which of the following people live there with you? Grandmother



Response	6	8	10	12	Total	
No	79.7	80.8	85.3	84.8	82.4	
Yes	20.3	19.2	14.7	15.2	17.6	
N of Valid	479	464	348	388	1679	
N of Miss	0	0	0	0	0	

Table 16: Think of where you live most of the time. Which of the following people live there with you? Aunt



Response	6	8	10	12	Total	
No	94.2	93.3	92.0	96.1	93.9	
Yes	5.8	6.7	8.0	3.9	6.1	
N of Valid	479	464	348	388	1679	
N of Miss	0	0	0	0	0	

Table 17: Think of where you live most of the time. Which of the following people live there with you? Father



Response	6	8	10	12	Total	
No	54.1	53.2	56.3	61.1	55.9	
Yes	45.9	46.8	43.7	38.9	44.1	
N of Valid	479	464	348	388	1679	
N of Miss	0	0	0	0	0	



Table 18: Think of where you live most of the time. Which of the following people live there with you? Stepfather



Response	6	8	10	12	Total	
No	86.4	82.3	86.2	85.3	85.0	
Yes	13.6	17.7	13.8	14.7	15.0	
N of Valid	479	464	348	388	1679	
N of Miss	0	0	0	0	0	

Table 19: Think of where you live most of the time. Which of the following people live there with you? Foster Father



Response	6	8	10	12	Total	
No	98.5	99.4	100.0	100.0	99.4	
Yes	1.5	0.6	0.0	0.0	0.6	
N of Valid	479	464	348	388	1679	
N of Miss	0	0	0	0	0	

Table 20: Think of where you live most of the time. Which of the following people live there with you? Grandfather



Response	6	8	10	12	Total	
No	89.6	91.2	92.2	92.0	91.1	
Yes	10.4	8.8	7.8	8.0	8.9	
N of Valid	479	464	348	388	1679	
N of Miss	0	0	0	0	0	

Table 21: Think of where you live most of the time. Which of the following people live there with you? Uncle



Response	6	8	10	12	Total	
No	93.5	95.0	94.0	96.1	94.6	
Yes	6.5	5.0	6.0	3.9	5.4	
N of Valid	479	464	348	388	1679	
N of Miss	0	0	0	0	0	

Table 22: Think of where you live most of the time. Which of the following people live there with you? Other Adults



Response	6	8	10	12	Total	
No	97.9	95.7	98.3	98.2	97.4	
Yes	2.1	4.3	1.7	1.8	2.6	
N of Valid	479	464	348	388	1679	
N of Miss	0	0	0	0	0	

Table 23: Think of where you live most of the time. Which of the following people live there with you? Brother(s)



Response	6	8	10	12	Total	
No	51.6	51.1	59.5	58.5	54.7	
Yes	48.4	48.9	40.5	41.5	45.3	
N of Valid	479	464	348	388	1679	
N of Miss	0	0	0	0	0	

Table 24: Think of where you live most of the time. Which of the following people live there with you? Stepbrother(s)



Response	6	8	10	12	Total	
No	97.1	95.7	95.7	97.2	96.4	
Yes	2.9	4.3	4.3	2.8	3.6	
N of Valid	479	464	348	388	1679	
N of Miss	0	0	0	0	0	

Table 25: Think of where you live most of the time. Which of the following people live there with you? Sister(s)



Response	6	8	10	12	Total	
No	53.4	53.2	55.7	62.4	55.9	
Yes	46.6	46.8	44.3	37.6	44.1	
N of Valid	479	464	348	388	1679	
N of Miss	0	0	0	0	0	

Table 26: Think of where you live most of the time. Which of the following people live there with you? Stepsister(s)



Response	6	8	10	12	Total	
No	97.1	93.8	96.3	97.7	96.1	
Yes	2.9	6.2	3.7	2.3	3.9	
N of Valid	479	464	348	388	1679	
N of Miss	0	0	0	0	0	

Table 27: Think of where you live most of the time. Which of the following people live there with you? Other Children



Response	6	8	10	12	Total	
No	96.0	92.7	95.1	94.1	94.5	
Yes	4.0	7.3	4.9	5.9	5.5	
N of Valid	479	464	348	388	1679	
N of Miss	0	0	0	0	0	

Table 28: In my school, students have lots of chances to help decide things like class activities and rules.





Response	6	8	10	12	Total	
NO!	20.7	25.1	19.8	14.3	20.3	
no	32.4	32.8	32.5	35.5	33.3	
yes	36.5	34.2	41.1	41.3	37.9	
YES!	10.4	8.0	6.5	8.8	8.6	
N of Valid	469	439	338	363	1609	
N of Miss	18	29	17	26	90	

Table 29: Teachers ask me to work on special classroom projects.





Response	6	8	10	12	Total	
NO!	8.7	11.3	10.4	8.0	9.6	
no	27.5	34.7	34.6	36.7	33.1	
yes	48.3	42.4	44.8	47.5	45.8	
YES!	15.6	11.6	10.1	7.7	11.6	
N of Valid	462	441	335	362	1600	
N of Miss	25	27	20	27	99	

Table 30: My teacher(s) notices when I am doing a good job and lets me know about it.

Response	6	8	10	12	Total
NO!	2.6	9.5	7.2	8.0	6.7
no	13.5	17.1	26.9	22.7	19.4
yes	49.0	44.1	42.4	53.2	47.2
YES!	34.9	29.3	23.6	16.1	26.7
N of Valid	459	433	335	361	1588
N of Miss	28	35	20	28	111

Table 31: There are lots of chances for students in my school to get involved in sports, clubs, and other school activities outside of class.

Response	6	8	10	12	Total
NO!	4.7	3.2	5.9	4.7	4.5
no	13.3	8.6	6.5	10.2	9.9
yes	50.4	44.5	41.2	43.1	45.2
YES!	31.5	43.6	46.3	42.0	40.3
N of Valid	466	440	337	362	1605
N of Miss	21	28	18	27	94

Table 32: There are lots of chances for students in my school to talk with a teacher one-on-one.

Response	6	8	10	12	Total
NO!	6.2	7.0	5.7	6.4	6.4
no	14.4	21.8	23.6	20.2	19.7
yes	49.7	46.4	49.9	57.1	50.5
YES!	29.7	24.8	20.9	16.3	23.5
N of Valid	465	440	335	361	1601
N of Miss	22	28	20	28	98

Table 33: I feel safe at my school.


Response	6	8	10	12	Total	
NO!	7.2	15.8	13.3	13.1	12.2	
no	12.1	20.1	21.5	19.3	17.9	
yes	46.4	46.2	52.3	52.8	49.0	
YES!	34.3	17.8	13.0	14.8	20.9	
N of Valid	461	437	331	358	1587	
N of Miss	26	31	24	31	112	

Table 34: The school lets my parents know when I have done something well.


Response	6	8	10	12	Total	
NO!	11.2	24.0	25.2	26.3	21.0	
no	25.1	33.3	37.3	47.8	35.0	
yes	43.4	31.1	31.2	22.3	32.7	
YES!	20.3	11.6	6.4	3.6	11.2	
N of Valid	463	441	330	358	1592	
N of Miss	24	27	25	31	107	

Table 35: My teachers praise me when I work hard in school.


Response	6	8	10	12	Total	
NO!	10.5	16.9	15.0	16.4	14.5	
no	29.3	29.8	35.7	44.2	34.2	
yes	43.4	36.4	39.3	34.7	38.7	
YES!	16.8	16.9	9.9	4.7	12.6	
N of Valid	458	439	333	360	1590	
N of Miss	29	29	22	29	109	

Table 36: Are your school grades better than the grades of most students in your class?

Response	6	8	10	12	Total
NO!	9.1	6.6	7.8	4.1	7.0
no	28.3	22.6	24.0	20.2	24.0
yes	40.2	45.2	49.8	56.9	47.4
YES!	22.5	25.6	18.3	18.8	21.6
N of Valid	463	442	333	362	1600
N of Miss	24	26	22	27	99

Table 37: I have lots of chances to be part of class discussions or activities.

Response	6	8	10	12	Total
NO!	5.6	7.7	6.3	5.6	6.3
no	17.0	17.6	14.4	14.5	16.1
yes	43.4	52.8	57.4	61.0	52.9
YES!	34.0	21.9	21.9	18.9	24.8
N of Valid	465	443	333	359	1600
N of Miss	22	25	22	30	99

Table 38: Now thinking back over the past year in school, how often did you: enjoy being in school?

Response	6	8	10	12	Total
Never	4.7	9.4	11.4	11.2	8.9
Seldom	10.1	15.5	14.4	15.1	13.6
Sometimes	36.6	43.1	43.8	44.7	41.7
Often	24.0	17.8	19.8	21.9	20.9
Almost always	24.6	14.2	10.5	7.1	14.8
N of Valid	467	445	333	365	1610
N of Miss	20	23	22	24	89



Table 39: Now thinking back over the past year in school, how often did you: hate being in school?






Response	6	8	10	12	Total	
Never	17.1	9.1	6.3	7.2	10.4	
Seldom	23.0	19.6	24.8	20.2	21.8	
Sometimes	37.3	36.4	37.5	41.3	38.0	
Often	12.8	21.0	16.9	17.7	17.0	
Almost always	9.8	13.9	14.5	13.6	12.8	
N of Valid	461	439	331	361	1592	
N of Miss	26	29	24	28	107	

Table 40: Now thinking back over the past year in school, how often did you: try to do your best work in school?






Response	6	8	10	12	Total	
Never	1.1	0.7	2.1	2.2	1.4	
Seldom	1.7	1.6	2.7	1.1	1.8	
Sometimes	6.5	10.2	11.1	11.5	9.6	
Often	12.6	23.2	31.5	29.3	23.3	
Almost always	78.1	64.3	52.6	55.9	63.9	
N of Valid	461	440	333	365	1599	
N of Miss	26	28	22	24	100	

Table 41: How often do you feel that the school work you are assigned is meaningful and important?






Response	6	8	10	12	Total	
Never	5.5	6.3	6.0	6.4	6.0	
Seldom	6.2	15.1	16.7	20.4	14.0	
Sometimes	22.3	28.7	35.5	41.2	31.0	
Often	26.4	27.3	24.5	19.6	24.7	
Almost always	39.6	22.6	17.3	12.3	24.2	
N of Valid	470	443	335	357	1605	
N of Miss	17	25	20	32	94	

Table 42: Putting them all together, what were your grades like last year?






Response	6	8	10	12	Total	
Mostly F's	1.8	0.9	0.9	0.6	1.1	
Mostly D's	3.5	2.6	3.3	2.0	2.9	
Mostly C's	13.1	18.2	20.2	15.4	16.5	
Mostly B's	39.6	43.0	40.4	41.5	41.1	
Mostly A's	42.0	35.3	35.2	40.6	38.4	
N of Valid	452	428	332	357	1569	
N of Miss	35	40	23	32	130	

Table 43: How important do you think the things you are learning in school are going to be for your later life?






Response	6	8	10	12	Total	
Very important	62.6	35.1	23.4	12.5	35.6	
Quite important	19.0	25.2	19.5	21.9	21.5	
Fairly important	11.8	22.5	30.2	35.7	24.0	
Slightly important	4.5	13.1	20.7	23.8	14.6	
Not at all important	2.1	4.1	6.3	6.1	4.4	
N of Valid	468	444	334	361	1607	
N of Miss	19	24	21	28	92	

Table 44: During the LAST FOUR WEEKS how many whole days of school have you missed because you skipped or "cut"?








Response	6	8	10	12	Total	
None	57.0	63.0	66.1	65.1	62.4	
1	13.5	13.2	12.5	11.4	12.7	
2	8.4	9.4	7.7	9.4	8.8	
3	6.9	6.1	6.2	5.3	6.2	
4-5	10.1	4.9	3.9	6.1	6.5	
6-10	3.2	2.0	3.0	1.9	2.5	
11 or more	0.9	1.3	0.6	0.8	0.9	
N of Valid	465	446	336	361	1608	
N of Miss	22	22	19	28	91	

Table 45: What are the chances you would be seen as cool if you: smoked cigarettes?






Response	6	8	10	12	Total	
No or very little chance	91.0	77.9	72.1	73.1	79.4	
Little chance	3.3	11.7	12.1	15.2	10.1	
Some chance	2.2	5.8	8.7	6.3	5.5	
Pretty good chance	1.8	3.0	3.7	4.3	3.1	
Very good chance	1.8	1.6	3.4	1.1	1.9	
N of Valid	454	429	323	349	1555	
N of Miss	33	39	32	40	144	

Table 46: What are the chances you would be seen as cool if you: worked hard at school?






Response	6	8	10	12	Total	
No or very little chance	5.0	10.2	12.1	12.0	9.5	
Little chance	6.1	11.3	13.7	17.2	11.6	
Some chance	11.2	18.1	23.6	18.9	17.4	
Pretty good chance	21.9	29.4	24.8	24.4	25.1	
Very good chance	55.7	31.0	25.8	27.5	36.4	
N of Valid	456	432	322	349	1559	
N of Miss	31	36	33	40	140	

Table 47: What are the chances you would be seen as cool if you: began drinking alcoholic beverages regularly, that is, at least once or twice a month?






Response	6	8	10	12	Total	
No or very little chance	85.4	69.2	56.8	54.2	68.0	
Little chance	6.2	13.5	14.6	14.3	11.8	
Some chance	2.7	8.2	14.9	16.0	9.7	
Pretty good chance	2.4	5.1	8.4	11.2	6.4	
Very good chance	3.3	4.0	5.3	4.3	4.1	
N of Valid	451	429	322	349	1551	
N of Miss	36	39	33	40	148	

Table 48: What are the chances you would be seen as cool if you: defended someone who was being bullied?

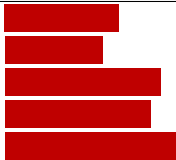
Response	6	8	10	12	Total	
No or very little chance	13.0	18.6	20.9	13.2	16.2	
Little chance	11.4	11.6	15.0	17.0	13.5	
Some chance	17.3	21.4	26.8	29.3	23.1	
Pretty good chance	20.0	24.0	19.9	22.1	21.6	
Very good chance	38.3	24.4	17.4	18.4	25.6	
N of Valid	446	430	321	348	1545	
N of Miss	41	38	34	41	154	

Table 49: What are the chances you would be seen as cool if you: smoked marijuana?


Response	6	8	10	12	Total	
No or very little chance	89.5	69.6	52.9	53.7	68.3	
Little chance	2.7	8.4	11.5	10.9	8.0	
Some chance	2.0	6.1	11.5	10.6	7.0	
Pretty good chance	1.6	7.5	11.5	11.5	7.5	
Very good chance	4.2	8.4	12.7	13.2	9.2	
N of Valid	449	427	323	348	1547	
N of Miss	38	41	32	41	152	

Table 50: What are the chances you would be seen as cool if you: carried a handgun?


Response	6	8	10	12	Total	
No or very little chance	81.9	73.4	68.8	69.7	74.1	
Little chance	6.2	8.9	9.9	10.1	8.6	
Some chance	4.0	7.0	7.1	8.4	6.4	
Pretty good chance	2.2	4.9	7.1	6.3	4.9	
Very good chance	5.7	5.8	7.1	5.5	6.0	
N of Valid	453	428	324	347	1552	
N of Miss	34	40	31	42	147	

Table 51: What are the chances you would be seen as cool if you: used e-cigarettes, e-cigars or e-hookahs (vaping)?






Response	6	8	10	12	Total	
No or very little chance	89.2	74.4	61.1	64.3	73.6	
Little chance	2.7	6.1	9.9	8.9	6.5	
Some chance	2.4	7.7	8.0	12.6	7.3	
Pretty good chance	1.8	7.0	10.5	8.6	6.6	
Very good chance	4.0	4.9	10.5	5.7	6.0	
N of Valid	452	429	324	350	1555	
N of Miss	35	39	31	39	144	

Table 52: What are the chances you would be seen as cool if you: bullied someone or cyber bullied someone?






Response	6	8	10	12	Total	
No or very little chance	89.2	74.4	61.1	64.3	73.6	
Little chance	2.7	6.1	9.9	8.9	6.5	
Some chance	2.4	7.7	8.0	12.6	7.3	
Pretty good chance	1.8	7.0	10.5	8.6	6.6	
Very good chance	4.0	4.9	10.5	5.7	6.0	
N of Valid	452	429	324	350	1555	
N of Miss	35	39	31	39	144	

Table 53: Think of your four best friends (the friends you feel closest to). In the past year (12 months), how many of your best friends have: participated in clubs, organizations or activities at school?






Response	6	8	10	12	Total	
0	22.4	16.0	18.0	17.3	18.6	
1	10.7	16.2	11.8	14.5	13.3	
2	17.0	21.6	19.5	16.8	18.8	
3	16.1	13.4	15.8	12.4	14.5	
4	33.8	32.7	35.0	39.0	34.9	
N of Valid	441	425	323	346	1535	
N of Miss	46	43	32	43	164	

Table 54: Think of your four best friends (the friends you feel closest to). In the past year (12 months), how many of your best friends have: smoked cigarettes?






Response	6	8	10	12	Total	
0	95.2	86.6	76.7	69.9	83.2	
1	3.0	7.8	11.2	13.6	8.4	
2	0.9	3.1	6.2	10.1	4.7	
3	0.2	1.2	3.1	3.5	1.8	
4	0.7	1.4	2.8	2.9	1.8	
N of Valid	440	424	322	346	1532	
N of Miss	47	44	33	43	167	

Table 55: Think of your four best friends (the friends you feel closest to). In the past year (12 months), how many of your best friends have: tried beer, wine or hard liquor (for example, vodka, whiskey, or gin) when their parents didn't know about it?






Response	6	8	10	12	Total	
0	88.3	69.7	58.8	47.7	67.8	
1	6.1	10.6	13.9	13.8	10.7	
2	2.5	8.2	10.8	14.1	8.4	
3	1.1	4.7	4.6	9.8	4.8	
4	2.0	6.8	11.8	14.7	8.2	
N of Valid	445	426	323	348	1542	
N of Miss	42	42	32	41	157	

Table 56: Think of your four best friends (the friends you feel closest to). In the past year (12 months), how many of your best friends have: used e-cigarettes, e-cigars, or e-hookahs?






Response	6	8	10	12	Total	
0	95.9	86.2	72.1	75.4	83.6	
1	2.3	7.3	10.8	9.5	7.1	
2	0.9	2.8	5.6	6.6	3.7	
3	0.2	1.9	2.8	3.2	1.9	
4	0.7	1.9	8.7	5.2	3.7	
N of Valid	441	426	323	346	1536	
N of Miss	46	42	32	43	163	



Table 57: Think of your four best friends (the friends you feel closest to). In the past year (12 months), how many of your best friends have: used marijuana?






Response	6	8	10	12	Total	
0	95.0	81.8	68.4	58.8	77.6	
1	2.7	9.0	13.4	14.7	9.4	
2	0.5	3.3	6.9	8.9	4.5	
3	0.7	2.4	4.1	5.5	2.9	
4	1.1	3.5	7.2	12.1	5.6	
N of Valid	441	423	320	347	1531	
N of Miss	46	45	35	42	168	

Table 58: Think of your four best friends (the friends you feel closest to). In the past year (12 months), how many of your best friends have: used prescription drugs or non-prescription drugs for the purpose of getting high?






Response	6	8	10	12	Total	
0	96.6	91.7	85.1	85.5	90.4	
1	1.6	5.0	6.8	8.1	5.1	
2	0.4	1.0	3.4	3.2	1.8	
3	0.0	1.2	1.9	2.0	1.2	
4	1.3	1.2	2.8	1.2	1.6	
N of Valid	445	421	323	346	1535	
N of Miss	42	47	32	43	164	

Table 59: Think of your four best friends (the friends you feel closest to). In the past year (12 months), how many of your best friends have: used synthetic marijuana (K2, spice) or bath salts?






Response	6	8	10	12	Total	
0	97.5	95.5	93.5	94.2	95.4	
1	1.3	2.1	3.1	3.2	2.3	
2	0.2	1.2	1.5	0.9	0.9	
3	0.2	0.2	0.9	1.2	0.6	
4	0.7	0.9	0.9	0.6	0.8	
N of Valid	445	426	323	346	1540	
N of Miss	42	42	32	43	159	

Table 60: Think of your four best friends (the friends you feel closest to). In the past year (12 months), how many of your best friends have: used LSD, cocaine, amphetamines, or other illegal drugs?






Response	6	8	10	12	Total	
0	97.5	96.0	93.2	93.9	95.4	
1	1.4	3.1	2.2	3.5	2.5	
2	0.5	0.2	0.6	1.2	0.6	
3	0.2	0.2	1.2	0.9	0.6	
4	0.5	0.5	2.8	0.6	1.0	
N of Valid	444	425	323	347	1539	
N of Miss	43	43	32	42	160	

Table 61: Think of your four best friends (the friends you feel closest to). In the past year (12 months), how many of your best friends have: been bullied?






Response	6	8	10	12	Total	
0	43.0	47.6	53.4	72.4	53.1	
1	26.5	22.3	17.4	12.1	20.1	
2	12.2	12.6	14.0	9.2	12.0	
3	5.4	5.2	6.5	3.4	5.1	
4	12.9	12.3	8.7	2.9	9.6	
N of Valid	442	422	322	348	1534	
N of Miss	45	46	33	41	165	

Table 62: Think of your four best friends (the friends you feel closest to). In the past year (12 months), how many of your best friends have: been suspended from school?






Response	6	8	10	12	Total	
0	59.5	50.9	67.2	69.7	61.1	
1	19.5	21.8	15.9	14.1	18.2	
2	9.3	12.3	5.9	7.2	9.0	
3	2.7	6.6	4.7	5.5	4.8	
4	8.9	8.3	6.2	3.5	6.9	
N of Valid	440	422	320	347	1529	
N of Miss	47	46	35	42	170	

Table 63: Think of your four best friends (the friends you feel closest to). In the past year (12 months), how many of your best friends have: carried a handgun?






Response	6	8	10	12	Total	
0	92.3	89.0	89.0	90.1	90.2	
1	4.3	6.3	5.3	4.6	5.2	
2	1.1	1.2	1.3	2.0	1.4	
3	0.9	1.2	0.3	1.4	1.0	
4	1.4	2.3	4.1	1.7	2.3	
N of Valid	443	427	318	345	1533	
N of Miss	44	41	37	44	166	

Table 64: Think of your four best friends (the friends you feel closest to). In the past year (12 months), how many of your best friends have: sold illegal drugs?






Response	6	8	10	12	Total	
0	97.7	95.7	88.2	88.4	93.1	
1	0.9	2.1	5.0	6.9	3.5	
2	0.5	1.4	3.1	1.4	1.5	
3	0.0	0.0	0.0	1.4	0.3	
4	0.9	0.7	3.7	1.7	1.6	
N of Valid	440	421	322	346	1529	
N of Miss	47	47	33	43	170	

Table 65: Think of your four best friends (the friends you feel closest to). In the past year (12 months), how many of your best friends have: regularly attended religious services?






Response	6	8	10	12	Total	
0	51.4	38.6	36.9	37.7	41.7	
1	9.4	13.7	14.7	14.8	12.9	
2	7.6	14.5	14.7	21.4	14.1	
3	8.7	11.8	13.4	10.4	11.0	
4	22.9	21.3	20.3	15.7	20.3	
N of Valid	436	422	320	345	1523	
N of Miss	51	46	35	44	176	

Table 66: Think of your four best friends (the friends you feel closest to). In the past year (12 months), how many of your best friends have: stolen or tried to steal a motor vehicle such as a car or motorcycle?






Response	6	8	10	12	Total	
0	95.0	95.3	93.2	95.4	94.8	
1	2.0	3.1	2.2	2.3	2.4	
2	0.7	0.9	2.5	1.4	1.3	
3	0.2	0.0	0.9	0.6	0.4	
4	2.0	0.7	1.2	0.3	1.1	
N of Valid	441	424	322	346	1533	
N of Miss	46	44	33	43	166	

Table 67: Think of your four best friends (the friends you feel closest to). In the past year (12 months), how many of your best friends have: been arrested?






Response	6	8	10	12	Total	
0	92.8	89.1	85.4	86.5	88.8	
1	4.7	6.4	8.4	9.5	7.0	
2	0.9	1.7	2.2	2.6	1.8	
3	0.2	1.4	1.2	0.6	0.8	
4	1.4	1.4	2.8	0.9	1.6	
N of Valid	443	423	321	347	1534	
N of Miss	44	45	34	42	165	

Table 68: Think of your four best friends (the friends you feel closest to). In the past year (12 months), how many of your best friends have: dropped out of school?






Response	6	8	10	12	Total	
0	97.3	95.3	93.2	91.6	94.6	
1	0.7	3.3	3.1	5.2	2.9	
2	0.5	1.2	2.8	1.7	1.4	
3	0.0	0.2	0.0	1.2	0.3	
4	1.6	0.0	0.9	0.3	0.7	
N of Valid	441	422	323	347	1533	
N of Miss	46	46	32	42	166	

Table 69: Think of your four best friends (the friends you feel closest to). In the past year (12 months), how many of your best friends have: been members of a gang?






Response	6	8	10	12	Total	
0	90.9	81.2	85.8	86.4	86.1	
1	3.2	10.6	5.6	6.6	6.5	
2	1.4	2.4	3.4	3.2	2.5	
3	1.4	1.2	1.2	0.9	1.2	
4	3.2	4.7	4.0	2.9	3.7	
N of Valid	440	425	323	346	1534	
N of Miss	47	43	32	43	165	

Table 70: How old were you when you first: smoked marijuana?










Response	6	8	10	12	Total	
Never	98.0	88.6	79.6	69.9	85.3	
10 or younger	1.1	1.2	1.9	2.0	1.5	
11	0.2	1.6	0.3	1.4	0.9	
12	0.7	3.0	5.0	3.5	2.9	
13	0.0	4.9	4.4	1.4	2.6	
14	0.0	0.7	2.8	5.2	1.9	
15	0.0	0.0	4.7	4.3	1.9	
16	0.0	0.0	1.3	7.2	1.9	
17 or older	0.0	0.0	0.0	4.9	1.1	
N of Valid	446	429	318	346	1539	
N of Miss	41	39	37	43	160	

Table 71: How old were you when you first: smoked a cigarette, even just a puff?










Response	6	8	10	12	Total	
Never	92.1	83.7	81.3	74.1	83.5	
10 or younger	4.7	5.4	5.4	6.1	5.4	
11	2.3	3.3	1.3	1.2	2.1	
12	0.9	3.5	2.5	1.5	2.1	
13	0.0	3.5	1.9	2.0	1.8	
14	0.0	0.5	4.4	2.0	1.5	
15	0.0	0.0	2.8	5.2	1.8	
16	0.0	0.0	0.3	3.5	0.9	
17 or older	0.0	0.0	0.0	4.4	1.0	
N of Valid	444	424	316	343	1527	
N of Miss	43	44	39	46	172	

Table 72: How old were you when you first: had more than a sip or two of beer, wine or hard liquor (for example, vodka, whiskey, or gin)?










Response	6	8	10	12	Total	
Never	86.1	66.6	59.4	47.8	66.5	
10 or younger	9.2	7.5	8.7	5.5	7.8	
11	4.3	8.2	2.2	1.2	4.2	
12	0.4	7.2	4.6	2.9	3.8	
13	0.0	8.6	5.9	4.9	4.7	
14	0.0	1.9	6.5	4.9	3.0	
15	0.0	0.0	10.8	10.4	4.6	
16	0.0	0.0	1.9	13.8	3.5	
17 or older	0.0	0.0	0.0	8.6	1.9	
N of Valid	446	428	323	347	1544	
N of Miss	41	40	32	42	155	

Table 73: How old were you when you first: began drinking alcoholic beverages regularly, that is, at least once or twice a month?










Response	6	8	10	12	Total	
Never	99.1	92.0	88.2	80.9	90.8	
10 or younger	0.4	0.9	1.5	0.3	0.8	
11	0.4	1.4	0.3	0.6	0.7	
12	0.0	2.3	0.3	0.3	0.8	
13	0.0	2.3	1.5	1.2	1.2	
14	0.0	0.9	2.8	2.0	1.3	
15	0.0	0.0	4.0	2.9	1.5	
16	0.0	0.0	1.2	6.4	1.7	
17 or older	0.0	0.0	0.0	5.5	1.2	
N of Valid	447	427	323	345	1542	
N of Miss	40	41	32	44	157	

Table 74: How old were you when you first: used Pegaramide (peg, Peggy)?


Response	6	8	10	12	Total	
Never	100.0	100.0	100.0	100.0	100.0	
10 or younger	0.0	0.0	0.0	0.0	0.0	
11	0.0	0.0	0.0	0.0	0.0	
12	0.0	0.0	0.0	0.0	0.0	
13	0.0	0.0	0.0	0.0	0.0	
14	0.0	0.0	0.0	0.0	0.0	
15	0.0	0.0	0.0	0.0	0.0	
16	0.0	0.0	0.0	0.0	0.0	
17 or older	0.0	0.0	0.0	0.0	0.0	
N of Valid	439	424	322	346	1531	
N of Miss	48	44	33	43	168	

Table 75: How old were you when you first: got suspended from school?










Response	6	8	10	12	Total	
Never	72.9	65.9	68.4	70.4	69.5	
10 or younger	16.1	9.9	10.8	6.7	11.2	
11	7.0	8.9	5.0	2.9	6.2	
12	3.4	6.8	3.7	2.0	4.1	
13	0.2	6.6	4.3	4.9	3.9	
14	0.0	1.4	4.6	4.1	2.3	
15	0.2	0.2	2.2	4.3	1.6	
16	0.0	0.0	0.9	2.0	0.6	
17 or older	0.2	0.2	0.0	2.6	0.7	
N of Valid	446	425	323	345	1539	
N of Miss	41	43	32	44	160	

Table 76: How old were you when you first: got arrested?










Response	6	8	10	12	Total	
Never	96.8	94.1	93.1	92.2	94.3	
10 or younger	1.1	0.7	0.6	0.9	0.8	
11	1.4	1.2	0.9	0.3	1.0	
12	0.5	1.2	0.6	0.0	0.6	
13	0.0	2.6	0.3	0.3	0.8	
14	0.0	0.2	1.9	0.3	0.5	
15	0.0	0.0	1.6	1.7	0.7	
16	0.0	0.0	0.6	2.3	0.7	
17 or older	0.2	0.0	0.3	2.0	0.6	
N of Valid	442	425	320	345	1532	
N of Miss	45	43	35	44	167	



Table 77: How old were you when you first: carried a handgun?










Response	6	8	10	12	Total	
Never	93.0	92.6	91.3	93.6	92.7	
10 or younger	2.9	2.1	2.5	1.7	2.3	
11	2.7	0.7	0.6	0.3	1.2	
12	1.1	1.7	0.9	0.0	1.0	
13	0.0	1.9	1.2	0.3	0.8	
14	0.0	0.7	2.2	1.2	0.9	
15	0.0	0.2	0.6	0.3	0.3	
16	0.0	0.0	0.6	0.9	0.3	
17 or older	0.2	0.0	0.0	1.7	0.5	
N of Valid	446	421	323	345	1535	
N of Miss	41	47	32	44	164	

Table 78: How old were you when you first: used e-cigarettes, e-cigars, or e-hookahs (vaping)?










Response	6	8	10	12	Total	
Never	98.2	90.4	82.9	80.6	88.9	
10 or younger	0.9	0.2	0.6	0.0	0.5	
11	0.9	1.4	0.0	0.0	0.6	
12	0.0	3.1	0.6	0.3	1.0	
13	0.0	4.7	3.1	1.2	2.2	
14	0.0	0.2	5.6	2.6	1.8	
15	0.0	0.0	6.2	3.5	2.1	
16	0.0	0.0	0.9	9.0	2.2	
17 or older	0.0	0.0	0.0	2.9	0.6	
N of Valid	446	426	321	346	1539	
N of Miss	41	42	34	43	160	

Table 79: How old were you when you first: belonged to a gang?










Response	6	8	10	12	Total	
Never	95.7	93.7	94.7	96.8	95.2	
10 or younger	1.6	1.2	0.6	0.6	1.0	
11	0.9	1.6	0.3	0.6	0.9	
12	1.6	0.9	0.9	0.0	0.9	
13	0.2	1.9	1.9	0.6	1.1	
14	0.0	0.2	0.3	0.6	0.3	
15	0.0	0.5	0.6	0.3	0.3	
16	0.0	0.0	0.6	0.3	0.2	
17 or older	0.0	0.0	0.0	0.3	0.1	
N of Valid	446	427	320	347	1540	
N of Miss	41	41	35	42	159	

Table 80: How old were you when you first: used prescription drugs not prescribed to you?










Response	6	8	10	12	Total	
Never	97.5	96.0	87.5	92.5	93.9	
10 or younger	1.8	1.2	2.8	0.9	1.6	
11	0.7	0.7	0.6	0.6	0.6	
12	0.0	0.7	1.2	0.9	0.6	
13	0.0	0.7	1.9	0.3	0.6	
14	0.0	0.7	1.9	0.6	0.7	
15	0.0	0.0	3.1	0.3	0.7	
16	0.0	0.0	0.6	3.2	0.8	
17 or older	0.0	0.0	0.3	0.9	0.3	
N of Valid	448	427	321	347	1543	
N of Miss	39	41	34	42	156	

Table 81: How wrong do you think it is for someone your age to: take a handgun to school?





Response	6	8	10	12	Total	
Very wrong	91.6	85.8	86.8	89.6	88.5	
Wrong	4.4	9.8	8.6	6.4	7.2	
A little bit wrong	2.2	2.8	3.4	2.3	2.6	
Not at all wrong	1.8	1.6	1.2	1.7	1.6	
N of Valid	452	429	325	346	1552	
N of Miss	35	39	30	43	147	

Table 82: How wrong do you think it is for someone your age to: steal anything?





Response	6	8	10	12	Total	
Very wrong	73.7	68.1	73.1	74.4	72.2	
Wrong	20.0	23.5	20.1	21.3	21.3	
A little bit wrong	5.2	6.3	4.6	3.2	4.9	
Not at all wrong	1.1	2.1	2.2	1.2	1.6	
N of Valid	445	426	324	347	1542	
N of Miss	42	42	31	42	157	

Table 83: How wrong do you think it is for someone your age to: pick a fight with someone?





Response	6	8	10	12	Total	
Very wrong	60.0	52.9	56.6	63.7	58.1	
Wrong	24.7	27.9	25.9	23.8	25.7	
A little bit wrong	11.7	14.3	14.7	11.3	13.0	
Not at all wrong	3.6	4.9	2.8	1.2	3.3	
N of Valid	445	427	320	344	1536	
N of Miss	42	41	35	45	163	

Table 84: How wrong do you think it is for someone your age to: attack someone with the idea of seriously hurting them?





Response	6	8	10	12	Total	
Very wrong	85.7	77.0	73.3	77.1	78.8	
Wrong	7.6	12.2	12.7	14.8	11.6	
A little bit wrong	3.8	6.6	9.6	5.8	6.2	
Not at all wrong	2.9	4.2	4.3	2.3	3.4	
N of Valid	446	427	322	345	1540	
N of Miss	41	41	33	44	159	

Table 85: How wrong do you think it is for someone your age to: stay away from school all day when their parents think they are at school?





Response	6	8	10	12	Total	
Very wrong	81.3	73.1	68.3	63.5	72.3	
Wrong	14.3	19.9	21.2	23.6	19.4	
A little bit wrong	2.2	5.4	8.6	11.2	6.5	
Not at all wrong	2.2	1.6	1.8	1.7	1.9	
N of Valid	449	428	325	348	1550	
N of Miss	38	40	30	41	149	

Table 86: How wrong do you think it is for someone your age to: drink beer, wine or hard liquor (for example, vodka, whiskey, or gin) regularly?





Response	6	8	10	12	Total	
Very wrong	90.4	74.5	61.5	53.6	71.7	
Wrong	5.4	15.2	18.2	18.7	13.8	
A little bit wrong	2.9	6.8	14.2	19.3	10.0	
Not at all wrong	1.3	3.5	6.2	8.4	4.5	
N of Valid	446	427	325	347	1545	
N of Miss	41	41	30	42	154	

Table 87: How wrong do you think it is for someone your age to: smoke cigarettes?





Response	6	8	10	12	Total	
Very wrong	91.5	80.6	75.1	65.7	79.2	
Wrong	5.6	13.6	17.5	16.4	12.7	
A little bit wrong	1.6	3.5	4.0	11.5	4.9	
Not at all wrong	1.3	2.3	3.4	6.3	3.2	
N of Valid	447	427	325	347	1546	
N of Miss	40	41	30	42	153	

Table 88: How wrong do you think it is for someone your age to: smoke marijuana?





Response	6	8	10	12	Total	
Very wrong	93.7	78.8	66.3	57.8	75.7	
Wrong	3.6	9.9	13.6	14.9	10.0	
A little bit wrong	2.0	6.1	10.5	12.6	7.3	
Not at all wrong	0.7	5.2	9.6	14.7	6.9	
N of Valid	445	424	323	348	1540	
N of Miss	42	44	32	41	159	

Table 89: How wrong do you think it is for someone your age to: use prescription drugs or non-prescription drugs for the purpose of getting high?





Response	6	8	10	12	Total	
Very wrong	94.9	89.9	86.1	83.9	89.2	
Wrong	3.8	8.0	7.4	11.2	7.4	
A little bit wrong	0.4	1.4	3.4	3.2	1.9	
Not at all wrong	0.9	0.7	3.1	1.7	1.5	
N of Valid	447	426	324	348	1545	
N of Miss	40	42	31	41	154	

Table 90: How wrong do you think it is for someone your age to: use synthetic marijuana (K2, spice) or bath salts?

Response	6	8	10	12	Total	
Very wrong	95.5	91.4	89.8	90.5	92.0	
Wrong	3.4	6.1	6.2	6.9	5.5	
A little bit wrong	0.4	1.6	1.8	1.1	1.2	
Not at all wrong	0.7	0.9	2.2	1.4	1.2	
N of Valid	445	428	325	348	1546	
N of Miss	42	40	30	41	153	

Table 91: How wrong do you think it is for someone your age to: use LSD, cocaine, amphetamines or another illegal drug?

Response	6	8	10	12	Total	
Very wrong	96.4	92.5	92.3	92.2	93.5	
Wrong	2.7	5.6	5.2	6.0	4.8	
A little bit wrong	0.2	1.2	1.2	0.6	0.8	
Not at all wrong	0.7	0.7	1.2	1.1	0.9	
N of Valid	446	427	324	348	1545	
N of Miss	41	41	31	41	154	

Table 92: How wrong do you think it is for someone your age to: use e-cigarettes, e-cigars or e-hookahs (vaping)?

Response	6	8	10	12	Total	
Very wrong	92.3	78.9	69.8	63.8	77.4	
Wrong	5.2	10.4	11.7	10.1	9.1	
A little bit wrong	0.9	6.9	11.1	14.7	7.8	
Not at all wrong	1.6	3.8	7.4	11.5	5.7	
N of Valid	442	422	324	348	1536	
N of Miss	45	46	31	41	163	

Table 93: At school during the past 12 months, did you receive help from the resource teacher, speech therapist or other special education teacher?

Response	6	8	10	12	Total
No	0.0	0.0	0.0	0.0	0.0
Yes	0.0	0.0	0.0	0.0	0.0
N of Valid	0	0	0	0	0
N of Miss	0	0	0	0	0

Table 94: How many times in the past year (12 months) have you: been suspended from school?

Response	6	8	10	12	Total	
Never	78.4	74.4	79.6	86.8	79.5	<div></div>
1 to 2 times	16.0	20.4	14.8	10.9	15.8	<div></div>
3 to 5 times	3.3	2.8	2.5	2.0	2.7	<div></div>
6 to 9 times	1.3	0.9	1.2	0.0	0.9	<div></div>
10+ times	0.9	1.4	1.9	0.3	1.1	<div></div>
N of Valid	450	422	324	349	1545	
N of Miss	37	46	31	40	154	

Table 95: How many times in the past year (12 months) have you: carried a handgun?

Response	6	8	10	12	Total	
Never	92.4	93.6	91.0	93.4	92.7	<div></div>
1 to 2 times	4.3	3.5	3.1	2.6	3.4	<div></div>
3 to 5 times	1.3	1.9	2.8	2.3	2.0	<div></div>
6 to 9 times	0.2	0.2	0.3	0.6	0.3	<div></div>
10+ times	1.8	0.7	2.8	1.1	1.6	<div></div>
N of Valid	445	423	324	348	1540	
N of Miss	42	45	31	41	159	

Table 96: How many times in the past year (12 months) have you: sold illegal drugs?






Response	6	8	10	12	Total	
Never	99.1	99.3	96.0	95.7	97.7	
1 to 2 times	0.4	0.5	1.5	1.7	1.0	
3 to 5 times	0.2	0.0	0.9	0.6	0.4	
6 to 9 times	0.0	0.2	0.9	0.9	0.5	
10+ times	0.2	0.0	0.6	1.1	0.5	
N of Valid	450	424	324	349	1547	
N of Miss	37	44	31	40	152	

Table 97: How many times in the past year (12 months) have you: stolen or tried to steal a motor vehicle such as a car or motorcycle?






Response	6	8	10	12	Total	
Never	97.8	98.3	97.2	97.1	97.7	
1 to 2 times	0.9	1.4	2.5	1.4	1.5	
3 to 5 times	0.7	0.2	0.3	0.3	0.4	
6 to 9 times	0.0	0.0	0.0	0.6	0.1	
10+ times	0.7	0.0	0.0	0.6	0.3	
N of Valid	445	422	325	348	1540	
N of Miss	42	46	30	41	159	

Table 98: How many times in the past year (12 months) have you: participated in clubs, organizations or activities at school?






Response	6	8	10	12	Total	
Never	42.1	45.3	43.2	36.4	41.9	
1 to 2 times	27.3	21.7	14.8	15.3	20.4	
3 to 5 times	14.8	15.6	11.7	13.9	14.1	
6 to 9 times	2.7	3.8	4.3	6.1	4.1	
10+ times	13.2	13.7	25.9	28.3	19.4	
N of Valid	447	424	324	346	1541	
N of Miss	40	44	31	43	158	



Table 99: How many times in the past year (12 months) have you: been arrested?

Response	6	8	10	12	Total	
Never	96.4	95.0	94.1	95.4	95.3	
1 to 2 times	2.0	3.8	5.0	4.3	3.6	
3 to 5 times	0.9	0.7	0.3	0.0	0.5	
6 to 9 times	0.4	0.2	0.0	0.0	0.2	
10+ times	0.2	0.2	0.6	0.3	0.3	
N of Valid	447	424	323	348	1542	
N of Miss	40	44	32	41	157	

Table 100: How many times in the past year (12 months) have you: attacked someone with the idea of seriously hurting them?

Response	6	8	10	12	Total	
Never	91.3	88.9	87.3	92.2	90.0	
1 to 2 times	6.7	6.4	7.7	4.3	6.3	
3 to 5 times	1.1	2.1	3.1	2.0	2.0	
6 to 9 times	0.2	0.7	0.3	0.0	0.3	
10+ times	0.7	1.9	1.5	1.4	1.4	
N of Valid	448	423	324	348	1543	
N of Miss	39	45	31	41	156	

Table 101: How many times in the past year (12 months) have you: been drunk or high at school?

Response	6	8	10	12	Total	
Never	99.6	94.6	91.4	90.2	94.4	
1 to 2 times	0.0	3.8	5.2	5.2	3.3	
3 to 5 times	0.4	0.7	1.5	2.6	1.2	
6 to 9 times	0.0	0.0	0.9	0.9	0.4	
10+ times	0.0	0.9	0.9	1.1	0.7	
N of Valid	447	424	324	348	1543	
N of Miss	40	44	31	41	156	

Table 102: How many times in the past year (12 months) have you: taken a handgun to school?






Response	6	8	10	12	Total	
Never	98.9	99.5	98.5	99.4	99.1	
1 to 2 times	0.4	0.2	1.2	0.3	0.5	
3 to 5 times	0.4	0.2	0.0	0.0	0.2	
6 to 9 times	0.0	0.0	0.0	0.3	0.1	
10+ times	0.2	0.0	0.3	0.0	0.1	
N of Valid	445	423	324	347	1539	
N of Miss	42	45	31	42	160	

Table 103: How many times in the past year (12 months) have you: used e-cigarettes, e-cigars, or e-hookahs (vaping)?






Response	6	8	10	12	Total	
Never	98.9	99.5	98.5	99.4	99.1	
1 to 2 times	0.4	0.2	1.2	0.3	0.5	
3 to 5 times	0.4	0.2	0.0	0.0	0.2	
6 to 9 times	0.0	0.0	0.0	0.3	0.1	
10+ times	0.2	0.0	0.3	0.0	0.1	
N of Valid	445	423	324	347	1539	
N of Miss	42	45	31	42	160	

Table 104: Are you currently on probation, or assigned a probation officer with Juvenile Court?



Response	6	8	10	12	Total	
No	97.1	94.8	96.9	98.1	96.7	
Yes	2.9	5.2	3.1	1.9	3.3	
N of Valid	382	368	292	308	1350	
N of Miss	105	100	63	81	349	

Table 105: Have you ever belonged to a gang?






Response	6	8	10	12	Total	
No	93.0	88.3	91.3	94.8	91.8	
No, but would like to	1.1	2.6	2.2	1.4	1.8	
Yes, in the past	3.6	4.7	2.5	0.9	3.0	
Yes, belong now	1.6	3.7	4.0	2.3	2.9	
Yes, but would like to get out	0.7	0.7	0.0	0.6	0.5	
N of Valid	446	428	321	347	1542	
N of Miss	41	40	34	42	157	

Table 106: If you have ever belonged to a gang, did that gang have a name?




Response	6	8	10	12	Total	
No	16.0	16.6	18.7	18.6	17.3	
Yes	6.0	8.2	6.5	4.1	6.3	
I have never belonged to a gang	78.0	75.2	74.8	77.3	76.4	
N of Valid	450	427	321	344	1542	
N of Miss	37	41	34	45	157	

Table 107: You are at a party at someone's house, and one of your friends offers you a drink containing alcohol. What would you say or do?





Response	6	8	10	12	Total	
Drink it	4.0	16.9	23.1	32.5	18.0	
Tell your friend, 'No thanks, I don't drink' and suggest that you and your friend go and do something else	43.8	35.5	31.2	26.7	35.0	
Just say, 'No thanks' and walk away	32.1	33.9	34.9	32.5	33.3	
Make up a good excuse, tell your friend you had something else to do, and leave	20.1	13.6	10.9	8.3	13.7	
N of Valid	448	425	321	348	1542	
N of Miss	39	43	34	41	157	

Table 108: How often do you attend religious services or activities?

Response	6	8	10	12	Total
Never	25.4	18.7	20.4	19.3	21.1
Rarely	25.2	22.9	26.9	25.6	25.0
1-2 Times a Month	10.9	13.9	13.3	16.7	13.5
About Once a Week or More	38.5	44.4	39.5	38.5	40.3
N of Valid	449	423	324	348	1544
N of Miss	38	45	31	41	155

Table 109: I think sometimes it's okay to cheat at school.

Response	6	8	10	12	Total
NO!	67.8	40.1	24.6	22.7	41.2
no	22.4	33.0	35.9	32.4	30.3
yes	8.4	23.5	27.2	34.4	22.2
YES!	1.3	3.4	12.3	10.5	6.2
N of Valid	450	409	309	343	1511
N of Miss	37	59	46	46	188

Table 110: It is important to think before you act.

Response	6	8	10	12	Total
NO!	5.6	5.9	6.2	7.1	6.1
no	2.2	4.7	3.9	2.9	3.4
yes	23.2	37.3	32.9	34.7	31.6
YES!	69.0	52.2	57.0	55.3	58.9
N of Valid	449	408	307	340	1504
N of Miss	38	60	48	49	195

Table 111: Sometimes I think that life is not worth it.





Response	6	8	10	12	Total	
NO!	59.5	45.2	39.9	44.2	48.2	
no	20.3	20.5	24.4	26.3	22.5	
yes	14.9	22.2	24.4	17.1	19.3	
YES!	5.4	12.1	11.2	12.4	10.0	
N of Valid	444	405	303	339	1491	
N of Miss	43	63	52	50	208	

Table 112: At times I think I am no good at all.





Response	6	8	10	12	Total	
NO!	47.4	35.9	34.0	34.6	38.6	
no	21.1	21.8	21.8	24.3	22.2	
yes	22.4	26.7	32.7	27.6	26.9	
YES!	9.2	15.6	11.6	13.5	12.4	
N of Valid	437	404	303	341	1485	
N of Miss	50	64	52	48	214	

Table 113: All in all, I am inclined to think that I am a failure.





Response	6	8	10	12	Total	
NO!	60.0	46.5	45.8	47.8	50.7	
no	24.7	32.2	31.7	29.2	29.2	
yes	11.2	13.1	15.0	13.4	13.0	
YES!	4.0	8.2	7.5	9.6	7.1	
N of Valid	445	404	306	343	1498	
N of Miss	42	64	49	46	201	

Table 114: In the past year, have you felt depressed or sad MOST days, even if you felt okay sometimes?





Response	6	8	10	12	Total	
NO!	34.5	35.3	29.2	35.6	33.9	
no	20.4	17.4	22.7	17.5	19.4	
yes	30.0	25.4	25.6	23.9	26.5	
YES!	15.0	21.9	22.4	23.0	20.2	
N of Valid	446	402	308	343	1499	
N of Miss	41	66	47	46	200	

Table 115: It is all right to beat up people if they start the fight.





Response	6	8	10	12	Total	
NO!	44.5	26.7	28.1	25.7	32.1	
no	17.4	19.3	16.3	15.2	17.2	
yes	18.6	20.0	24.5	26.2	21.9	
YES!	19.5	33.9	31.0	32.9	28.8	
N of Valid	447	404	306	343	1500	
N of Miss	40	64	49	46	199	

Table 116: I think it is okay to take something without asking if you can get away with it.





Response	6	8	10	12	Total	
NO!	77.9	64.4	61.4	64.4	67.8	
no	18.7	30.9	30.7	27.7	26.5	
yes	1.8	2.7	5.6	5.8	3.7	
YES!	1.6	2.0	2.3	2.0	1.9	
N of Valid	444	405	306	343	1498	
N of Miss	43	63	49	46	201	

Table 117: Where do you get the most information about living a drug and alcohol free life? Parents/guardians





Response	6	8	10	12	Total	
All the time	64.9	60.1	49.5	57.5	58.7	
Most	12.6	17.0	20.6	14.1	15.8	
Some	9.5	12.0	17.3	15.0	13.0	
Very little	13.0	11.0	12.6	13.5	12.5	
N of Valid	430	401	301	341	1473	
N of Miss	57	67	54	48	226	

Table 118: Where do you get the most information about living a drug and alcohol free life? Friends





Response	6	8	10	12	Total	
All the time	32.3	18.2	15.8	18.9	21.9	
Most	15.8	17.4	16.8	16.2	16.5	
Some	18.5	25.4	21.5	28.2	23.3	
Very little	33.3	39.0	46.0	36.6	38.3	
N of Valid	405	390	298	333	1426	
N of Miss	82	78	57	56	273	

Table 119: Where do you get the most information about living a drug and alcohol free life? Family members





Response	6	8	10	12	Total	
All the time	59.5	47.4	35.5	37.7	46.2	
Most	16.7	22.7	22.6	16.9	19.6	
Some	12.1	13.3	20.6	26.4	17.5	
Very little	11.7	16.6	21.3	19.0	16.7	
N of Valid	420	392	301	337	1450	
N of Miss	67	76	54	52	249	

Table 120: Where do you get the most information about living a drug and alcohol free life? School





Response	6	8	10	12	Total	
All the time	67.9	55.8	48.2	49.4	56.3	
Most	13.7	19.0	23.6	17.5	18.1	
Some	5.9	12.7	15.6	20.7	13.2	
Very little	12.5	12.4	12.6	12.4	12.5	
N of Valid	424	394	301	338	1457	
N of Miss	63	74	54	51	242	

Table 121: Where do you get the most information about living a drug and alcohol free life? Internet





Response	6	8	10	12	Total	
All the time	31.6	24.2	22.1	26.5	26.4	
Most	13.5	15.5	16.4	17.5	15.6	
Some	18.6	25.8	22.8	25.6	23.0	
Very little	36.4	34.5	38.6	30.4	35.0	
N of Valid	415	388	298	332	1433	
N of Miss	72	80	57	57	266	

Table 122: Where do you get the most information about living a drug and alcohol free life? TV





Response	6	8	10	12	Total	
All the time	39.2	28.6	29.0	31.9	32.5	
Most	14.4	17.9	17.3	16.1	16.3	
Some	16.5	23.8	25.7	25.1	22.4	
Very little	29.9	29.7	28.0	26.9	28.7	
N of Valid	418	391	300	335	1444	
N of Miss	69	77	55	54	255	



Table 123: Where do you get the most information about living a drug and alcohol free life? Social media





Response	6	8	10	12	Total	
All the time	27.9	21.4	22.1	22.9	23.8	
Most	15.9	12.9	14.0	14.5	14.4	
Some	16.1	20.6	23.1	24.4	20.7	
Very little	40.1	45.1	40.8	38.3	41.2	
N of Valid	416	388	299	332	1435	
N of Miss	71	80	56	57	264	

Table 124: How much do you think people risk harming themselves (physically or in other ways) if they: smoked one or more packs of cigarettes per day?





Response	6	8	10	12	Total	
No risk	28.8	23.5	17.0	16.9	22.2	
Slight risk	9.0	8.6	14.4	9.9	10.2	
Moderate risk	12.1	14.3	17.3	16.9	14.9	
Great risk	50.1	53.6	51.3	56.3	52.7	
N of Valid	445	405	306	343	1499	
N of Miss	42	63	49	46	200	

Table 125: How much do you think people risk harming themselves (physically or in other ways) if they: try marijuana once or twice?





Response	6	8	10	12	Total	
No risk	30.7	35.0	35.2	40.2	34.9	
Slight risk	18.8	25.5	26.6	24.3	23.5	
Moderate risk	16.4	16.8	17.4	15.2	16.4	
Great risk	34.1	22.8	20.7	20.2	25.2	
N of Valid	446	400	304	341	1491	
N of Miss	41	68	51	48	208	

Table 126: How much do you think people risk harming themselves (physically or in other ways) if they: smoke marijuana once or twice a week?





Response	6	8	10	12	Total	
No risk	30.0	29.8	26.6	34.6	30.3	
Slight risk	10.9	16.7	25.0	18.8	17.2	
Moderate risk	16.4	17.9	22.4	22.3	19.4	
Great risk	42.7	35.6	26.0	24.3	33.2	
N of Valid	440	396	304	341	1481	
N of Miss	47	72	51	48	218	

Table 127: How much do you think people risk harming themselves (physically or in other ways) if they: take one or two drinks of an alcoholic beverage (beer, wine, liquor) nearly every day?





Response	6	8	10	12	Total	
No risk	27.5	24.3	17.9	19.8	22.9	
Slight risk	17.3	20.3	17.6	17.5	18.2	
Moderate risk	14.2	18.9	29.0	27.7	21.6	
Great risk	41.0	36.5	35.5	35.0	37.3	
N of Valid	444	403	307	343	1497	
N of Miss	43	65	48	46	202	

Table 128: How much do you think people risk harming themselves (physically or in other ways) if they: have five or more drinks of an alcoholic beverage once or twice a weekend?





Response	6	8	10	12	Total	
No risk	27.9	24.7	17.0	16.6	22.2	
Slight risk	10.4	11.2	13.1	14.3	12.0	
Moderate risk	16.4	19.5	25.2	24.8	21.0	
Great risk	45.3	44.6	44.8	44.3	44.8	
N of Valid	444	401	306	343	1494	
N of Miss	43	67	49	46	205	

Table 129: How much do you think people risk harming themselves (physically or in other ways) if they: use prescription drugs that are not prescribed to them?

Response	6	8	10	12	Total	
No risk	28.7	23.3	15.4	15.3	21.5	
Slight risk	7.2	8.2	11.1	9.4	8.8	
Moderate risk	12.0	15.6	16.7	20.9	16.0	
Great risk	52.1	52.9	56.7	54.4	53.8	
N of Valid	443	403	305	340	1491	
N of Miss	44	65	50	49	208	

Table 130: How much do you think people risk harming themselves (physically or in other ways) if they: use non-prescription drugs to get high?

Response	6	8	10	12	Total	
No risk	28.9	23.9	15.0	14.3	21.3	
Slight risk	6.1	5.0	9.8	6.1	6.6	
Moderate risk	9.5	14.2	16.0	19.0	14.3	
Great risk	55.5	57.0	59.3	60.5	57.8	
N of Valid	440	402	307	342	1491	
N of Miss	47	66	48	47	208	

Table 131: How much do you think people risk harming themselves (physically or in other ways) if they: use e-cigarettes, e-cigars, or e-hookahs?

Response	6	8	10	12	Total	
No risk	32.6	31.2	29.1	30.4	31.0	
Slight risk	11.6	20.6	27.1	22.8	19.8	
Moderate risk	15.0	18.3	13.7	16.7	16.0	
Great risk	40.8	29.9	30.1	30.1	33.2	
N of Valid	439	398	306	342	1485	
N of Miss	48	70	49	47	214	

Table 132: Have you ever used smokeless tobacco (chew, snuff, plug, dipping tobacco, or chewing tobacco)?

Response	6	8	10	12	Total	
Never	94.5	88.6	90.0	82.2	89.2	
Once or Twice	4.8	7.2	5.6	7.4	6.2	
Once in a while but not regularly	0.5	1.6	2.0	4.4	2.0	
Regularly in the past	0.0	1.0	1.0	2.4	1.0	
Regularly now	0.2	1.6	1.3	3.6	1.6	
N of Valid	435	387	301	338	1461	
N of Miss	52	81	54	51	238	

Table 133: How often have you used smokeless tobacco during the past 30 days?

Response	6	8	10	12	Total	
Not at all	98.2	96.6	95.0	90.0	95.2	
Once or twice	1.6	0.8	3.0	4.7	2.4	
Once or twice per week	0.0	0.8	0.7	2.1	0.8	
Three to five times per week	0.0	1.0	0.3	0.3	0.4	
About once a day	0.0	0.3	0.3	0.6	0.3	
More than once a day	0.2	0.5	0.7	2.4	0.9	
N of Valid	438	388	303	339	1468	
N of Miss	49	80	52	50	231	

Table 134: Have you ever smoked cigarettes?

Response	6	8	10	12	Total	
Never	93.6	82.4	82.1	77.3	84.5	
Once or Twice	5.0	13.2	10.3	9.7	9.4	
Once in a while but not regularly	0.9	3.4	5.0	5.3	3.4	
Regularly in the past	0.5	0.3	1.0	3.2	1.2	
Regularly now	0.0	0.8	1.7	4.4	1.6	
N of Valid	437	387	301	339	1464	
N of Miss	50	81	54	50	235	

Table 135: How frequently have you smoked cigarettes during the past 30 days?


Response	6	8	10	12	Total	
Not at all	99.3	96.6	95.0	90.9	95.8	
Less than one cigarette per day	0.5	2.1	3.3	3.5	2.2	
One to five cigarettes per day	0.0	0.8	1.0	3.8	1.3	
About one-half pack per day	0.0	0.3	0.0	1.2	0.3	
About one pack per day	0.0	0.3	0.3	0.3	0.2	
About one and one-half packs per day	0.0	0.0	0.0	0.0	0.0	
Two packs or more per day	0.2	0.0	0.3	0.3	0.2	
N of Valid	437	386	300	339	1462	
N of Miss	50	82	55	50	237	

Table 136: Which statement best describes rules about smoking inside your home or your family cars?


Response	6	8	10	12	Total	
Smoking is not allowed anywhere inside your home or cars	64.9	63.2	60.7	64.6	63.5	
Smoking is allowed in some places and at some times or in some cars	6.5	9.7	10.3	11.1	9.2	
Smoking is allowed anywhere inside the home or cars	4.2	2.9	4.0	4.2	3.8	
There are no rules about smoking inside the home or cars	3.2	5.2	7.0	6.0	5.2	
I don't know	21.2	19.1	18.0	14.1	18.4	
N of Valid	433	383	300	333	1449	
N of Miss	54	85	55	56	250	

Table 137: Have you ever used e-cigarettes, e-cigars, or e-hookahs (vaping)?


Response	6	8	10	12	Total	
Never	97.9	85.2	78.7	74.9	85.3	
Once or Twice	1.8	9.1	9.6	9.4	7.1	
Once in a while but not regularly	0.2	3.4	6.0	10.0	4.5	
Regularly in the past	0.0	0.8	3.0	4.7	1.9	
Regularly now	0.0	1.6	2.7	0.9	1.2	
N of Valid	435	384	301	339	1459	
N of Miss	52	84	54	50	240	

Table 138: How frequently have you used e-cigarettes, e-cigars, or e-hookahs (vaping)?








Response	6	8	10	12	Total	
Not at all	99.1	93.5	88.3	85.5	92.2	
Less than 10 puffs per day	0.5	4.2	6.7	10.1	5.0	
10 to 50 puffs per day	0.5	1.6	2.7	1.2	1.4	
About one-half cartomiser per day	0.0	0.3	1.0	1.2	0.6	
About one cartomiser per day	0.0	0.0	0.3	0.9	0.3	
About one and one-half cartomisers per day	0.0	0.3	0.3	0.6	0.3	
Two cartomisers or more per day	0.0	0.3	0.7	0.6	0.3	
N of Valid	430	383	300	337	1450	
N of Miss	57	85	55	52	249	

Table 139: During this school year, were you taught in any of your classes about the dangers of tobacco use?






Response	6	8	10	12	Total	
Never	23.7	32.2	31.7	49.3	33.5	
Rarely	14.3	16.4	20.0	20.4	17.4	
Sometimes	20.3	21.0	21.3	16.5	19.8	
Often	18.7	16.4	15.0	8.3	14.9	
Almost always	23.0	14.1	12.0	5.6	14.3	
N of Valid	434	391	300	339	1464	
N of Miss	53	77	55	50	235	

Table 140: During the past 12 months, have you participated in any community activities to discourage people your age from using cigarettes, chewing tobacco, snuff, dip or cigars, e-cigarettes, e-cigars, or e-hookahs?






Response	6	8	10	12	Total	
Never	64.4	68.6	67.6	73.1	68.2	
Rarely	11.9	14.9	15.5	11.8	13.5	
Sometimes	10.1	7.2	8.8	8.0	8.6	
Often	5.2	4.6	4.7	4.1	4.7	
Almost always	8.4	4.6	3.4	3.0	5.1	
N of Valid	427	388	296	338	1449	
N of Miss	60	80	59	51	250	

Table 141: Think back over the last two weeks. How many times have you had five or more alcoholic drinks in a row?


Response	6	8	10	12	Total	
None	97.6	92.6	91.5	86.8	92.5	
Once	1.6	2.6	3.8	5.7	3.3	
Twice	0.5	2.1	1.7	3.0	1.7	
3-5 times	0.2	1.8	1.7	2.7	1.5	
6-9 times	0.0	0.3	0.3	0.6	0.3	
10 or more times	0.0	0.5	1.0	1.2	0.6	
N of Valid	425	380	293	333	1431	
N of Miss	62	88	62	56	268	

Table 142: During the past 30 days, how many times did you ride in a car or other vehicle driven by someone who had been drinking alcohol or using drugs to get high?


Response	6	8	10	12	Total	
0 times	86.6	87.6	84.0	83.2	85.5	
1 time	5.0	4.5	5.4	4.2	4.8	
2 or 3 times	2.6	5.0	5.1	8.1	5.0	
4 or 5 times	1.9	1.1	2.7	1.8	1.8	
6 or more times	4.0	1.9	2.7	2.7	2.9	
N of Valid	424	378	294	334	1430	
N of Miss	63	90	61	55	269	

Table 143: During the past 30 days, how many times did you drive a car or other vehicle when you had been drinking alcohol or using drugs to get high?


Response	6	8	10	12	Total	
I did not drive a car in the past 30 days	43.0	55.9	40.1	31.4	43.1	
0 times	54.3	40.9	55.6	60.5	52.5	
1 time	1.4	1.1	2.0	3.3	1.9	
2 or 3 times	1.0	0.8	0.7	2.1	1.1	
4 or 5 times	0.0	0.3	0.0	0.0	0.1	
6 or more times	0.2	1.1	1.7	2.7	1.3	
N of Valid	416	379	297	334	1426	
N of Miss	71	89	58	55	273	

Table 144: If you drank alcohol (not just a sip or taste) in the past year, where did you usually drink it?

Response	6	8	10	12	Total	
I did not drink alcohol in the past year	94.6	82.4	72.9	62.8	79.6	
At my home	2.3	6.9	10.3	13.4	7.7	
At someone else's home	1.9	6.9	12.7	17.4	9.0	
At an open area like a park, beach, field, back road, woods, or a street corner	0.5	2.4	2.1	2.7	1.8	
At a sporting event or concert	0.0	0.0	0.3	0.3	0.1	
At a restaurant, bar, or a nightclub	0.0	0.5	0.0	0.6	0.3	
At an empty building or a construction site	0.2	0.3	0.3	0.0	0.2	
At a hotel/motel	0.2	0.0	0.3	2.1	0.6	
An a car	0.0	0.3	0.7	0.0	0.2	
At school	0.2	0.3	0.3	0.6	0.4	
N of Valid	428	376	291	328	1423	
N of Miss	59	92	64	61	276	

Table 145: How do you feel about someone your age having one or two drinks of an alcoholic beverage nearly every day?

Response	6	8	10	12	Total	
Neither approve nor disapprove	25.9	32.6	30.6	39.2	31.7	
Somewhat disapprove	4.0	9.6	13.5	14.7	9.9	
Strongly disapprove	49.4	39.8	39.1	32.3	40.8	
Don't know or can't say	20.7	18.0	16.8	13.8	17.6	
N of Valid	425	384	297	334	1440	
N of Miss	62	84	58	55	259	

Table 146: On how many occasions have you had alcoholic beverages (beer, wine or hard liquor) to drink in your lifetime - more than just a few sips?

Response	6	8	10	12	Total	
0	94.7	77.4	67.4	58.1	76.0	
1-2	3.7	8.9	14.4	12.3	9.3	
3-5	1.2	8.4	5.4	9.3	5.8	
6-9	0.0	1.6	2.7	3.6	1.8	
10+	0.5	3.7	10.1	16.8	7.1	
N of Valid	430	381	298	334	1443	
N of Miss	57	87	57	55	256	



Table 147: On how many occasions have you drunk one of more drinks of an alcoholic beverage during the past 30 days?


Response	6	8	10	12	Total	
0	98.8	90.6	86.6	82.6	90.3	
1-2	1.2	7.1	9.1	11.1	6.7	
3-5	0.0	1.8	2.3	3.6	1.8	
6-9	0.0	0.5	1.3	0.6	0.6	
10+	0.0	0.0	0.7	2.1	0.6	
N of Valid	427	381	298	334	1440	
N of Miss	60	87	57	55	259	

Table 148: On how many occasions have you used marijuana (grass, pot) or hashish (hash, hash oil) in your lifetime?


Response	6	8	10	12	Total	
0	99.8	90.2	83.2	77.2	88.6	
1-2	0.2	3.4	3.7	3.6	2.6	
3-5	0.0	2.9	4.0	5.1	2.8	
6-9	0.0	1.1	0.3	2.4	0.9	
10+	0.0	2.4	8.8	11.7	5.2	
N of Valid	427	377	297	333	1434	
N of Miss	60	91	58	56	265	

Table 149: On how many occasions have you used marijuana (grass, pot) or hashish (hash, hash oil) during the past 30 days?


Response	6	8	10	12	Total	
0	100.0	96.0	91.6	88.3	94.5	
1-2	0.0	2.9	2.4	3.9	2.2	
3-5	0.0	0.3	1.7	1.2	0.7	
6-9	0.0	0.0	1.3	0.9	0.5	
10+	0.0	0.8	3.0	5.7	2.2	
N of Valid	423	375	297	334	1429	
N of Miss	64	93	58	55	270	

Table 150: On how many occasions have you used LSD or other psychedelics in your lifetime?


Response	6	8	10	12	Total	
0	99.8	98.7	99.0	98.8	99.1	
1-2	0.2	1.1	0.3	0.9	0.6	
3-5	0.0	0.3	0.3	0.0	0.1	
6-9	0.0	0.0	0.3	0.0	0.1	
10+	0.0	0.0	0.0	0.3	0.1	
N of Valid	424	377	296	334	1431	
N of Miss	63	91	59	55	268	

Table 151: On how many occasions have you used LSD or other psychedelics during the past 30 days?


Response	6	8	10	12	Total	
0	99.8	99.7	99.3	99.4	99.6	
1-2	0.2	0.3	0.3	0.3	0.3	
3-5	0.0	0.0	0.0	0.3	0.1	
6-9	0.0	0.0	0.3	0.0	0.1	
10+	0.0	0.0	0.0	0.0	0.0	
N of Valid	423	377	297	334	1431	
N of Miss	64	91	58	55	268	

Table 152: On how many occasions have you used cocaine or crack in your lifetime?


Response	6	8	10	12	Total	
0	99.5	99.7	99.0	98.5	99.2	
1-2	0.2	0.0	0.7	0.6	0.3	
3-5	0.0	0.0	0.3	0.3	0.1	
6-9	0.0	0.3	0.0	0.3	0.1	
10+	0.2	0.0	0.0	0.3	0.1	
N of Valid	424	378	296	333	1431	
N of Miss	63	90	59	56	268	

Table 153: On how many occasions have you used cocaine or crack during the past 30 days?

Response	6	8	10	12	Total	
0	99.8	99.7	99.7	99.4	99.7	
1-2	0.0	0.3	0.3	0.3	0.2	
3-5	0.0	0.0	0.0	0.0	0.0	
6-9	0.2	0.0	0.0	0.0	0.1	
10+	0.0	0.0	0.0	0.3	0.1	
N of Valid	425	376	295	333	1429	
N of Miss	62	92	60	56	270	

Table 154: On how many occasions have you sniffed glue, breathed the contents of an aerosol spray can, or inhaled other gases or sprays, in order to get high in your lifetime?

Response	6	8	10	12	Total	
0	98.4	94.2	96.6	97.0	96.6	
1-2	1.4	2.1	2.0	1.8	1.8	
3-5	0.0	2.1	0.7	0.9	0.9	
6-9	0.0	0.5	0.7	0.0	0.3	
10+	0.2	1.1	0.0	0.3	0.4	
N of Valid	427	379	296	333	1435	
N of Miss	60	89	59	56	264	

Table 155: On how many occasions have you sniffed glue, breathed the contents of an aerosol spray can, or inhaled other gases or sprays, in order to get high during the past 30 days?

Response	6	8	10	12	Total	
0	99.1	97.1	99.0	98.8	98.5	
1-2	0.5	1.3	1.0	0.9	0.9	
3-5	0.0	0.8	0.0	0.0	0.2	
6-9	0.0	0.3	0.0	0.0	0.1	
10+	0.5	0.5	0.0	0.3	0.3	
N of Valid	425	377	297	333	1432	
N of Miss	62	91	58	56	267	

Table 156: On how many occasions have you used Pegaramide (peg, Peggy, etc.) in your lifetime?


Response	6	8	10	12	Total	
0	100.0	100.0	100.0	100.0	100.0	
1-2	0.0	0.0	0.0	0.0	0.0	
3-5	0.0	0.0	0.0	0.0	0.0	
6-9	0.0	0.0	0.0	0.0	0.0	
10+	0.0	0.0	0.0	0.0	0.0	
N of Valid	424	377	295	333	1429	
N of Miss	63	91	60	56	270	

Table 157: On how many occasions have you used Pegaramide (peg, Peggy, etc.) during the past 30 days?


Response	6	8	10	12	Total	
0	100.0	100.0	100.0	100.0	100.0	
1-2	0.0	0.0	0.0	0.0	0.0	
3-5	0.0	0.0	0.0	0.0	0.0	
6-9	0.0	0.0	0.0	0.0	0.0	
10+	0.0	0.0	0.0	0.0	0.0	
N of Valid	422	378	295	333	1428	
N of Miss	65	90	60	56	271	

Table 158: On how many occasions have you used synthetic marijuana (K2, spice) in your lifetime?





Response	6	8	10	12	Total	
0	99.8	98.7	99.0	99.1	99.2	
1-2	0.2	1.3	0.7	0.6	0.7	
3-5	0.0	0.0	0.3	0.0	0.1	
6-9	0.0	0.0	0.0	0.0	0.0	
10+	0.0	0.0	0.0	0.3	0.1	
N of Valid	420	379	297	333	1429	
N of Miss	67	89	58	56	270	

Table 159: On how many occasions have you used synthetic marijuana (K2, spice) during the past 30 days?

Response	6	8	10	12	Total	
0	100.0	99.5	99.3	99.7	99.6	
1-2	0.0	0.5	0.3	0.0	0.2	
3-5	0.0	0.0	0.3	0.3	0.1	
6-9	0.0	0.0	0.0	0.0	0.0	
10+	0.0	0.0	0.0	0.0	0.0	
N of Valid	420	377	297	333	1427	
N of Miss	67	91	58	56	272	

Table 160: On how many occasions have you used methamphetamines (meth, speed, crank, crystal meth) in your lifetime?

Response	6	8	10	12	Total	
0	99.3	99.5	99.3	99.1	99.3	
1-2	0.7	0.0	0.7	0.3	0.4	
3-5	0.0	0.5	0.0	0.3	0.2	
6-9	0.0	0.0	0.0	0.3	0.1	
10+	0.0	0.0	0.0	0.0	0.0	
N of Valid	423	378	296	333	1430	
N of Miss	64	90	59	56	269	

Table 161: On how many occasions have you used methamphetamines (meth, speed, crank, crystal meth) in the past 30 days?

Response	6	8	10	12	Total	
0	100.0	99.2	99.7	99.4	99.6	
1-2	0.0	0.5	0.3	0.3	0.3	
3-5	0.0	0.3	0.0	0.3	0.1	
6-9	0.0	0.0	0.0	0.0	0.0	
10+	0.0	0.0	0.0	0.0	0.0	
N of Valid	419	377	296	333	1425	
N of Miss	68	91	59	56	274	

Table 162: On how many occasions have you used other chemical products (bath salts, plant food, etc.) in your lifetime?





Response	6	8	10	12	Total	
0	97.1	98.4	98.6	99.4	98.3	
1-2	1.9	0.3	0.7	0.3	0.8	
3-5	0.0	0.5	0.7	0.0	0.3	
6-9	0.0	0.0	0.0	0.0	0.0	
10+	1.0	0.8	0.0	0.3	0.6	
N of Valid	421	378	296	333	1428	
N of Miss	66	90	59	56	271	

Table 163: On how many occasions have you used other chemical products (bath salts, plant food, etc.) during the past 30 days?






Response	6	8	10	12	Total	
0	98.3	98.9	99.0	99.4	98.9	
1-2	0.7	0.0	1.0	0.3	0.5	
3-5	0.2	0.0	0.0	0.0	0.1	
6-9	0.0	0.3	0.0	0.0	0.1	
10+	0.7	0.8	0.0	0.3	0.5	
N of Valid	422	377	295	333	1427	
N of Miss	65	91	60	56	272	

Table 164: On how many occasions have you used heroin or other opiates in your lifetime?





Response	6	8	10	12	Total	
0	100.0	98.9	99.0	99.4	99.4	
1-2	0.0	0.8	0.3	0.3	0.4	
3-5	0.0	0.3	0.7	0.0	0.2	
6-9	0.0	0.0	0.0	0.3	0.1	
10+	0.0	0.0	0.0	0.0	0.0	
N of Valid	423	375	296	333	1427	
N of Miss	64	93	59	56	272	

Table 165: On how many occasions have you used heroin or other opiates during the past 30 days?


Response	6	8	10	12	Total	
0	100.0	99.5	99.7	99.7	99.7	
1-2	0.0	0.5	0.0	0.3	0.2	
3-5	0.0	0.0	0.3	0.0	0.1	
6-9	0.0	0.0	0.0	0.0	0.0	
10+	0.0	0.0	0.0	0.0	0.0	
N of Valid	417	372	294	332	1415	
N of Miss	70	96	61	57	284	

Table 166: On how many occasions have you used MDMA ('X', 'E', or ecstasy) in your lifetime?


Response	6	8	10	12	Total	
0	99.5	99.5	98.0	99.4	99.2	
1-2	0.5	0.3	1.0	0.6	0.6	
3-5	0.0	0.0	0.3	0.0	0.1	
6-9	0.0	0.3	0.0	0.0	0.1	
10+	0.0	0.0	0.7	0.0	0.1	
N of Valid	420	371	295	331	1417	
N of Miss	67	97	60	58	282	

Table 167: On how many occasions have you used MDMA ('X', 'E', or ecstasy) during the past 30 days?


Response	6	8	10	12	Total	
0	100.0	99.2	99.3	99.7	99.6	
1-2	0.0	0.5	0.0	0.3	0.2	
3-5	0.0	0.3	0.3	0.0	0.1	
6-9	0.0	0.0	0.3	0.0	0.1	
10+	0.0	0.0	0.0	0.0	0.0	
N of Valid	412	374	295	331	1412	
N of Miss	75	94	60	58	287	

Table 168: On how many occasions have you taken prescription drugs (such as Valium, Xanax, Ritalin, Adderall, OxyContin, Tramadol, or sleeping pills) not prescribed to you in your lifetime?






Response	6	8	10	12	Total	
0	96.9	93.4	92.2	91.6	93.7	
1-2	2.1	3.7	2.4	4.5	3.2	
3-5	0.5	1.1	1.0	1.5	1.0	
6-9	0.0	0.0	2.4	0.6	0.6	
10+	0.5	1.9	2.0	1.8	1.5	
N of Valid	419	376	296	332	1423	
N of Miss	68	92	59	57	276	

Table 169: On how many occasions have you taken prescription drugs (such as Valium, Xanax, Ritalin, Adderall, OxyContin, Tramadol, or sleeping pills) not prescribed to you during the past 30 days?






Response	6	8	10	12	Total	
0	98.6	96.8	96.9	97.0	97.4	
1-2	1.0	2.4	1.0	1.5	1.5	
3-5	0.2	0.5	1.4	1.2	0.8	
6-9	0.0	0.0	0.3	0.0	0.1	
10+	0.2	0.3	0.3	0.3	0.3	
N of Valid	421	375	294	333	1423	
N of Miss	66	93	61	56	276	

Table 170: On how many occasions have you taken non-prescription medicines such as diet pills (for example, Dietac, Dexatrim or Prolamine), stay-awake pills (for example No-Doz, Vivarin, or Wake), or cough or cold medicines (robos, DXM, etc.) to get high in your lifetime?






Response	6	8	10	12	Total	
0	98.8	97.3	98.0	97.9	98.0	
1-2	0.7	1.3	1.0	0.9	1.0	
3-5	0.2	0.3	0.3	0.3	0.3	
6-9	0.0	0.5	0.0	0.3	0.2	
10+	0.2	0.5	0.7	0.6	0.5	
N of Valid	419	377	294	332	1422	
N of Miss	68	91	61	57	277	



Table 171: On how many occasions have you taken non-prescription medicines such as diet pills (for example, Dietac, Dexatrim or Prolamine), stay-awake pills (for example No-Doz, Vivarin, or Wake), or cough or cold medicines (robos, DXM, etc.) to get high during the past 30 days?


Response	6	8	10	12	Total	
0	99.5	98.7	99.0	99.7	99.2	
1-2	0.5	0.5	1.0	0.0	0.5	
3-5	0.0	0.3	0.0	0.3	0.1	
6-9	0.0	0.3	0.0	0.0	0.1	
10+	0.0	0.3	0.0	0.0	0.1	
N of Valid	419	376	295	331	1421	
N of Miss	68	92	60	58	278	

Table 172: On how many occasions have you been drunk or very high from drinking alcoholic beverages during the past 30 days?


Response	6	8	10	12	Total	
0	99.5	96.8	93.5	90.6	95.5	
1-2	0.5	2.4	4.1	6.0	3.0	
3-5	0.0	0.3	1.0	2.4	0.8	
6-9	0.0	0.3	0.0	0.0	0.1	
10+	0.0	0.3	1.4	0.9	0.6	
N of Valid	420	378	293	331	1422	
N of Miss	67	90	62	58	277	

Table 173: On how many occasions have you drunk flavored alcoholic beverages, sometimes called 'alcopops' (like Mike's Hard Lemonade, Smirnoff Ice, Bacardi Breezers, etc.) in your lifetime?


Response	6	8	10	12	Total	
0	97.9	88.5	80.7	75.2	86.6	
1-2	1.7	4.0	6.4	6.0	4.3	
3-5	0.0	4.3	4.1	7.6	3.7	
6-9	0.2	1.9	3.0	2.7	1.8	
10+	0.2	1.3	5.7	8.5	3.6	
N of Valid	421	375	296	331	1423	
N of Miss	66	93	59	58	276	

Table 174: On how many occasions have you drunk flavored alcoholic beverages, sometimes called 'alcopops' (like Mike's Hard Lemonade, Smirnoff Ice, Bacardi Breezers, etc.) during the past 30 days?


Response	6	8	10	12	Total	
0	98.8	93.9	93.2	88.2	93.9	
1-2	1.2	3.5	4.4	8.2	4.1	
3-5	0.0	1.9	0.7	3.3	1.4	
6-9	0.0	0.8	0.7	0.0	0.4	
10+	0.0	0.0	1.0	0.3	0.3	
N of Valid	418	376	296	331	1421	
N of Miss	69	92	59	58	278	

Table 175: If you smoked cigarettes (not just a puff or drag) in the past year, how did you usually get them?


Response	6	8	10	12	Total	
I did not smoke cigarettes in the past year	96.2	89.1	86.8	84.3	89.6	
I bought them myself with a fake ID	0.0	1.1	0.3	0.3	0.4	
I bought them myself without a fake ID	0.0	0.3	0.0	0.9	0.3	
I got them from someone I know age 18 or older	0.0	2.7	3.5	9.2	3.6	
I got them from someone I know under age 18	0.0	1.4	1.4	1.2	0.9	
I got them from my brother or sister	0.0	0.8	0.3	0.3	0.4	
I got them from home with my parents' permission	0.2	0.0	1.4	0.6	0.5	
I got them from home without my parents' permission	0.7	1.6	0.3	0.0	0.7	
I got them from another relative	0.0	0.0	1.0	0.0	0.2	
A stranger bought them for me	0.2	0.3	0.3	0.0	0.2	
I took them from a store or shop	0.0	0.3	0.0	0.3	0.1	
Other	2.6	2.5	4.5	2.8	3.0	
N of Valid	418	366	287	325	1396	
N of Miss	69	102	68	64	303	

Table 176: If you used e-cigarettes, e-cigars, or e-hookahs (not just a puff or drag) in the past year, how did you usually get them? - I did not use e-cigarettes, e-cigars, or e-hookahs in the past year



Response	6	8	10	12	Total	
No	1.5	11.6	17.4	17.0	11.1	
Yes	98.5	88.4	82.6	83.0	88.9	
N of Valid	408	362	287	324	1381	
N of Miss	0	0	0	0	0	

Table 177: If you used e-cigarettes, e-cigars, or e-hookahs (not just a puff or drag) in the past year, how did you usually get them? - I bought them in a store such as a convenience store, supermarket, discount store, or gas station



Response	6	8	10	12	Total	
No	100.0	98.9	99.7	98.5	99.3	
Yes	0.0	1.1	0.3	1.5	0.7	
N of Valid	408	362	287	324	1381	
N of Miss	0	0	0	0	0	

Table 178: If you used e-cigarettes, e-cigars, or e-hookahs (not just a puff or drag) in the past year, how did you usually get them? - I got them on the Internet



Response	6	8	10	12	Total	
No	99.5	98.6	99.0	99.1	99.1	
Yes	0.5	1.4	1.0	0.9	0.9	
N of Valid	408	362	287	324	1381	
N of Miss	0	0	0	0	0	

Table 179: If you used e-cigarettes, e-cigars, or e-hookahs (not just a puff or drag) in the past year, how did you usually get them? - I got them at a store that sells electronic cigarettes, such as a "vape shop"



Response	6	8	10	12	Total	
No	99.8	99.2	99.7	96.9	98.9	
Yes	0.2	0.8	0.3	3.1	1.1	
N of Valid	408	362	287	324	1381	
N of Miss	0	0	0	0	0	

Table 180: If you used e-cigarettes, e-cigars, or e-hookahs (not just a puff or drag) in the past year, how did you usually get them? - I got them from a family member



Response	6	8	10	12	Total	
No	99.5	98.6	95.8	96.0	97.7	
Yes	0.5	1.4	4.2	4.0	2.3	
N of Valid	408	362	287	324	1381	
N of Miss	0	0	0	0	0	

Table 181: If you used e-cigarettes, e-cigars, or e-hookahs (not just a puff or drag) in the past year, how did you usually get them? - I got them from a friend



Response	6	8	10	12	Total	
No	99.5	93.9	91.6	93.5	95.0	
Yes	0.5	6.1	8.4	6.5	5.0	
N of Valid	408	362	287	324	1381	
N of Miss	0	0	0	0	0	

Table 182: If you used e-cigarettes, e-cigars, or e-hookahs (not just a puff or drag) in the past year, how did you usually get them? - A stranger got them for me



Response	6	8	10	12	Total	
No	100.0	99.4	99.7	99.7	99.7	
Yes	0.0	0.6	0.3	0.3	0.3	
N of Valid	408	362	287	324	1381	
N of Miss	0	0	0	0	0	

Table 183: If you used e-cigarettes, e-cigars, or e-hookahs (not just a puff or drag) in the past year, how did you usually get them? - I took them from a store or shop



Response	6	8	10	12	Total	
No	100.0	100.0	100.0	99.4	99.9	
Yes	0.0	0.0	0.0	0.6	0.1	
N of Valid	408	362	287	324	1381	
N of Miss	0	0	0	0	0	

Table 184: If you used e-cigarettes, e-cigars, or e-hookahs (not just a puff or drag) in the past year, how did you usually get them? - I got them some other way



Response	6	8	10	12	Total	
No	99.3	98.1	96.9	98.8	98.3	
Yes	0.7	1.9	3.1	1.2	1.7	
N of Valid	408	362	287	324	1381	
N of Miss	0	0	0	0	0	

Table 185: If you used marijuana (grass, pot) (not just a puff or drag) in the past year, how did you usually get it? - I did not use marijuana (grass, pot) in the past year



Response	6	8	10	12	Total	
No	2.2	11.9	16.7	22.7	12.6	
Yes	97.8	88.1	83.3	77.3	87.4	
N of Valid	408	362	288	326	1384	
N of Miss	0	0	0	0	0	

Table 186: If you used marijuana (grass, pot) (not just a puff or drag) in the past year, how did you usually get it? - I bought it myself



Response	6	8	10	12	Total	
No	100.0	97.5	93.1	87.4	94.9	
Yes	0.0	2.5	6.9	12.6	5.1	
N of Valid	408	362	288	326	1384	
N of Miss	0	0	0	0	0	

Table 187: If you used marijuana (grass, pot) (not just a puff or drag) in the past year, how did you usually get it? - I got it from someone at school



Response	6	8	10	12	Total	
No	99.5	98.6	98.3	97.5	98.6	
Yes	0.5	1.4	1.7	2.5	1.4	
N of Valid	408	362	288	326	1384	
N of Miss	0	0	0	0	0	

Table 188: If you used marijuana (grass, pot) (not just a puff or drag) in the past year, how did you usually get it? - I got it from someone with a medical marijuana card



Response	6	8	10	12	Total	
No	99.8	99.2	99.7	99.7	99.6	
Yes	0.2	0.8	0.3	0.3	0.4	
N of Valid	408	362	288	326	1384	
N of Miss	0	0	0	0	0	

Table 189: If you used marijuana (grass, pot) (not just a puff or drag) in the past year, how did you usually get it? - I got it from my brother or sister



Response	6	8	10	12	Total	
No	100.0	98.3	99.3	99.1	99.2	
Yes	0.0	1.7	0.7	0.9	0.8	
N of Valid	408	362	288	326	1384	
N of Miss	0	0	0	0	0	

Table 190: If you used marijuana (grass, pot) (not just a puff or drag) in the past year, how did you usually get it? - I got it from another relative



Response	6	8	10	12	Total	
No	100.0	98.3	97.2	97.5	98.4	
Yes	0.0	1.7	2.8	2.5	1.6	
N of Valid	408	362	288	326	1384	
N of Miss	0	0	0	0	0	

Table 191: If you used marijuana (grass, pot) (not just a puff or drag) in the past year, how did you usually get it? - Other



Response	6	8	10	12	Total	
No	98.0	93.9	92.4	92.0	94.4	
Yes	2.0	6.1	7.6	8.0	5.6	
N of Valid	408	362	288	326	1384	
N of Miss	0	0	0	0	0	

Table 192: If you drank alcohol (not just a sip or taste) in the past year, how did you usually get it?












Response	6	8	10	12	Total	
I did not drink alcohol in the past year	95.1	80.8	73.8	66.5	80.3	
I bought it myself with a fake ID	0.0	0.0	0.0	0.3	0.1	
I bought it myself without a fake ID	0.2	0.6	0.3	0.9	0.5	
I got it from someone I know age 21 or older	0.7	4.2	7.7	14.3	6.2	
I got it from someone I know under age 21	0.0	1.1	2.1	1.9	1.2	
I got it from my brother or sister	0.0	1.9	1.0	1.2	1.0	
I got it from home with my parents' permission	1.2	3.1	4.5	6.2	3.6	
I got it from home without my parents' permission	0.5	2.2	3.5	1.6	1.8	
I got it from another relative	0.0	1.7	2.4	3.4	1.7	
A stranger bought it for me	0.0	0.0	1.0	0.0	0.2	
I took it from a store or shop	0.0	0.0	0.0	0.0	0.0	
Other	2.2	4.4	3.5	3.7	3.4	
N of Valid	410	360	286	322	1378	
N of Miss	77	108	69	67	321	

Table 193: If you used prescription drugs or over the counter drugs without a doctor telling you to use it or for the purpose of getting high, where did you get these drugs? - Did not use



Response	6	8	10	12	Total	
No	1.5	5.5	6.6	4.3	4.3	
Yes	98.5	94.5	93.4	95.7	95.7	
N of Valid	412	361	289	324	1386	
N of Miss	0	0	0	0	0	

Table 194: If you used prescription drugs or over the counter drugs without a doctor telling you to use it or for the purpose of getting high, where did you get these drugs? -  
Bought or took from store or shop



Response	6	8	10	12	Total	
No	99.0	99.2	99.3	98.8	99.1	
Yes	1.0	0.8	0.7	1.2	0.9	
N of Valid	412	361	289	324	1386	
N of Miss	0	0	0	0	0	

Table 195: If you used prescription drugs or over the counter drugs without a doctor telling you to use it or for the purpose of getting high, where did you get these drugs? -  
Got from parents with permission



Response	6	8	10	12	Total	
No	99.8	98.9	98.3	99.4	99.1	
Yes	0.2	1.1	1.7	0.6	0.9	
N of Valid	412	361	289	324	1386	
N of Miss	0	0	0	0	0	

Table 196: If you used prescription drugs or over the counter drugs without a doctor telling you to use it or for the purpose of getting high, where did you get these drugs? -  
Got from home without permission



Response	6	8	10	12	Total	
No	99.8	99.2	99.3	98.8	99.3	
Yes	0.2	0.8	0.7	1.2	0.7	
N of Valid	412	361	289	324	1386	
N of Miss	0	0	0	0	0	

Table 197: If you used prescription drugs or over the counter drugs without a doctor telling you to use it or for the purpose of getting high, where did you get these drugs? -  
Got from relative with permission



Response	6	8	10	12	Total	
No	99.8	99.4	99.0	98.8	99.3	
Yes	0.2	0.6	1.0	1.2	0.7	
N of Valid	412	361	289	324	1386	
N of Miss	0	0	0	0	0	



Table 198: If you used prescription drugs or over the counter drugs without a doctor telling you to use it or for the purpose of getting high, where did you get these drugs? -  
Got from relative without permission



Response	6	8	10	12	Total	
No	99.8	99.2	99.3	99.4	99.4	
Yes	0.2	0.8	0.7	0.6	0.6	
N of Valid	412	361	289	324	1386	
N of Miss	0	0	0	0	0	

Table 199: If you used prescription drugs or over the counter drugs without a doctor telling you to use it or for the purpose of getting high, where did you get these drugs? -  
Got from friend's home with permission



Response	6	8	10	12	Total	
No	99.5	99.2	99.7	99.4	99.4	
Yes	0.5	0.8	0.3	0.6	0.6	
N of Valid	412	361	289	324	1386	
N of Miss	0	0	0	0	0	

Table 200: If you used prescription drugs or over the counter drugs without a doctor telling you to use it or for the purpose of getting high, where did you get these drugs? -  
Got from friend's home without permission



Response	6	8	10	12	Total	
No	99.8	99.7	100.0	99.7	99.8	
Yes	0.2	0.3	0.0	0.3	0.2	
N of Valid	412	361	289	324	1386	
N of Miss	0	0	0	0	0	

Table 201: If you used prescription drugs or over the counter drugs without a doctor telling you to use it or for the purpose of getting high, where did you get these drugs? -  
Got from friend at school



Response	6	8	10	12	Total	
No	99.8	100.0	99.0	98.8	99.4	
Yes	0.2	0.0	1.0	1.2	0.6	
N of Valid	412	361	289	324	1386	
N of Miss	0	0	0	0	0	

Table 202: If you used prescription drugs or over the counter drugs without a doctor telling you to use it or for the purpose of getting high, where did you get these drugs? -  
Got from friend at party



Response	6	8	10	12	Total	
No	99.5	100.0	99.7	99.7	99.7	
Yes	0.5	0.0	0.3	0.3	0.3	
N of Valid	412	361	289	324	1386	
N of Miss	0	0	0	0	0	

Table 203: If you used prescription drugs or over the counter drugs without a doctor telling you to use it or for the purpose of getting high, where did you get these drugs? -  
Got from friend, elsewhere



Response	6	8	10	12	Total	
No	99.8	99.7	99.0	98.8	99.4	
Yes	0.2	0.3	1.0	1.2	0.6	
N of Valid	412	361	289	324	1386	
N of Miss	0	0	0	0	0	

Table 204: If you used prescription drugs or over the counter drugs without a doctor telling you to use it or for the purpose of getting high, where did you get these drugs? -  
Got from internet sale



Response	6	8	10	12	Total	
No	99.5	98.9	99.0	99.7	99.3	
Yes	0.5	1.1	1.0	0.3	0.7	
N of Valid	412	361	289	324	1386	
N of Miss	0	0	0	0	0	

Table 205: During the last month, about how many marijuana cigarettes, or the equivalent, did you smoke a day, on the average?


Response	6	8	10	12	Total	
None	98.8	92.2	93.0	89.2	93.6	
Less than 1 a day	0.7	3.1	0.7	4.0	2.1	
1 a day	0.0	1.1	2.4	2.2	1.3	
2-3 a day	0.2	1.4	1.7	2.5	1.4	
4-6 a day	0.0	0.3	0.7	0.9	0.4	
7-10 a day	0.2	0.6	0.3	0.6	0.4	
11 or more a day	0.0	1.4	1.0	0.6	0.7	
N of Valid	408	360	286	323	1377	
N of Miss	79	108	69	66	322	

Table 206: How wrong do your friends feel it would be for YOU to: have one or two drinks of an alcoholic beverage nearly every day?


Response	6	8	10	12	Total	
Very wrong	87.0	64.8	52.9	53.2	66.2	
Wrong	8.5	17.3	22.5	18.2	15.9	
A little bit wrong	2.7	9.1	14.2	15.7	9.8	
Not at all wrong	1.9	8.8	10.4	12.9	8.0	
N of Valid	414	364	289	325	1392	
N of Miss	73	104	66	64	307	

Table 207: How wrong do your friends feel it would be for YOU to: smoke tobacco?


Response	6	8	10	12	Total	
Very wrong	90.2	69.5	65.2	60.2	72.5	
Wrong	6.4	16.8	17.8	16.4	13.8	
A little bit wrong	1.7	8.0	6.6	11.1	6.6	
Not at all wrong	1.7	5.8	10.5	12.3	7.1	
N of Valid	407	364	287	324	1382	
N of Miss	80	104	68	65	317	

Table 208: How wrong do your friends feel it would be for YOU to: smoke marijuana?


Response	6	8	10	12	Total	
Very wrong	92.9	68.5	54.0	55.4	69.6	
Wrong	3.7	13.3	13.9	12.1	10.3	
A little bit wrong	1.7	7.2	13.6	12.4	8.1	
Not at all wrong	1.7	11.0	18.5	20.1	12.0	
N of Valid	407	362	287	323	1379	
N of Miss	80	106	68	66	320	

Table 209: How wrong do your friends feel it would be for YOU to: use prescription drugs not prescribed to you?


Response	6	8	10	12	Total	
Very wrong	90.9	80.1	68.8	75.0	79.7	
Wrong	5.4	9.4	17.7	13.9	11.0	
A little bit wrong	2.0	4.7	4.9	5.9	4.2	
Not at all wrong	1.7	5.8	8.7	5.2	5.1	
N of Valid	406	361	288	324	1379	
N of Miss	81	107	67	65	320	

Table 210: How wrong would most adults (over 21) in your neighborhood think it is for kids your age: to use marijuana?


Response	6	8	10	12	Total	
Very wrong	91.0	72.5	62.0	66.4	74.3	
Wrong	5.1	11.7	19.9	15.4	12.3	
A little bit wrong	1.7	7.5	8.4	9.9	6.5	
Not at all wrong	2.2	8.3	9.8	8.3	6.8	
N of Valid	409	360	287	324	1380	
N of Miss	78	108	68	65	319	

Table 211: How wrong would most adults (over 21) in your neighborhood think it is for kids your age: to drink alcohol?





Response	6	8	10	12	Total	
Very wrong	88.9	69.6	55.2	57.9	69.5	
Wrong	6.2	13.1	22.7	19.5	14.6	
A little bit wrong	2.7	10.1	12.9	15.5	9.8	
Not at all wrong	2.2	7.3	9.1	7.1	6.1	
N of Valid	404	358	286	323	1371	
N of Miss	83	110	69	66	328	

Table 212: How wrong would most adults (over 21) in your neighborhood think it is for kids your age: to smoke cigarettes?





Response	6	8	10	12	Total	
Very wrong	88.0	73.9	64.9	62.0	73.4	
Wrong	7.0	11.8	20.0	20.6	14.2	
A little bit wrong	2.7	8.4	8.1	9.3	6.9	
Not at all wrong	2.2	5.9	7.0	8.1	5.6	
N of Valid	401	356	285	321	1363	
N of Miss	86	112	70	68	336	

Table 213: How much do each of the following statements describe your neighborhood? crime and/or drug selling





Response	6	8	10	12	Total	
NO!	77.8	67.9	65.0	67.3	70.1	
no	12.8	14.2	18.0	15.0	14.8	
yes	6.7	13.4	11.3	12.5	10.8	
YES!	2.7	4.5	5.7	5.3	4.4	
N of Valid	405	358	283	321	1367	
N of Miss	82	110	72	68	332	

Table 214: How much do each of the following statements describe your neighborhood? fights





Response	6	8	10	12	Total	
NO!	63.5	57.9	62.4	65.5	62.3	
no	16.0	19.2	20.9	19.1	18.6	
yes	14.8	16.1	11.3	12.5	13.9	
YES!	5.7	6.8	5.3	2.8	5.2	
N of Valid	406	354	282	319	1361	
N of Miss	81	114	73	70	338	

Table 215: How much do each of the following statements describe your neighborhood? lots of empty or abandoned buildings





Response	6	8	10	12	Total	
NO!	68.8	66.0	64.1	66.9	66.6	
no	17.8	19.0	19.6	18.8	18.7	
yes	9.9	10.2	10.3	8.8	9.8	
YES!	3.5	4.8	6.0	5.6	4.9	
N of Valid	404	353	281	320	1358	
N of Miss	83	115	74	69	341	

Table 216: How much do each of the following statements describe your neighborhood? lots of graffiti





Response	6	8	10	12	Total	
NO!	76.6	73.4	69.3	73.6	73.5	
no	19.0	18.4	22.1	20.1	19.8	
yes	2.3	5.1	5.4	3.5	3.9	
YES!	2.0	3.1	3.2	2.8	2.8	
N of Valid	394	353	280	318	1345	
N of Miss	93	115	75	71	354	

Table 217: I feel safe in my neighborhood.


Response	6	8	10	12	Total	
NO!	9.2	9.0	6.0	9.6	8.6	
no	9.5	7.6	9.9	9.3	9.0	
yes	30.1	37.9	39.8	36.3	35.6	
YES!	51.2	45.5	44.4	44.7	46.8	
N of Valid	402	354	284	322	1362	
N of Miss	85	114	71	67	337	

Table 218: If a kid smoked marijuana in your neighborhood would he or she be caught by the police?

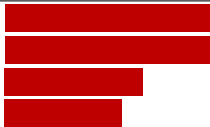
Response	6	8	10	12	Total	
NO!	24.3	33.0	33.4	36.2	31.3	
no	19.8	31.8	39.7	39.6	31.8	
yes	26.7	20.4	16.0	15.5	20.2	
YES!	29.2	14.8	10.8	8.7	16.8	
N of Valid	404	358	287	323	1372	
N of Miss	83	110	68	66	327	

Table 219: If a kid drank some beer, wine or hard liquor (for example, vodka, whiskey, or gin) in your neighborhood would he or she be caught by the police?

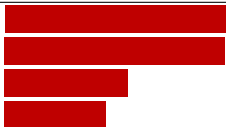
Response	6	8	10	12	Total	
NO!	26.2	38.5	35.4	39.7	34.5	
no	20.9	34.6	42.1	41.2	33.7	
yes	26.2	14.6	14.7	13.1	17.7	
YES!	26.7	12.4	7.7	5.9	14.1	
N of Valid	401	356	285	320	1362	
N of Miss	86	112	70	69	337	

Table 220: If a kid carried a handgun in your neighborhood would he or she be caught by the police?





Response	6	8	10	12	Total	
NO!	23.8	32.9	33.8	35.3	31.0	
no	16.5	21.9	29.9	31.6	24.3	
yes	25.2	22.2	20.8	19.7	22.2	
YES!	34.5	23.0	15.5	13.4	22.6	
N of Valid	400	356	284	320	1360	
N of Miss	87	112	71	69	339	

Table 221: If you wanted to get some cigarettes, how easy would it be for you to get some?





Response	6	8	10	12	Total	
Very hard	85.8	62.7	46.5	33.2	59.1	
Sort of hard	6.5	15.0	16.4	8.4	11.3	
Sort of easy	3.8	11.4	17.5	18.3	12.1	
Very easy	4.0	10.9	19.6	40.1	17.6	
N of Valid	400	359	286	322	1367	
N of Miss	87	109	69	67	332	

Table 222: If you wanted to get some beer, wine or hard liquor (for example, vodka, whiskey, or gin), how easy would it be for you to get some?





Response	6	8	10	12	Total	
Very hard	83.9	58.8	42.8	34.2	56.9	
Sort of hard	7.6	13.7	12.3	10.6	10.9	
Sort of easy	3.8	14.0	21.8	23.3	14.8	
Very easy	4.8	13.4	23.2	32.0	17.3	
N of Valid	397	357	285	322	1361	
N of Miss	90	111	70	67	338	



Table 223: If you wanted to get a drug like cocaine, LSD, or amphetamines, how easy would it be for you to get some?

Response	6	8	10	12	Total	
Very hard	93.4	85.7	72.8	66.0	80.5	
Sort of hard	2.6	6.7	18.4	12.8	9.4	
Sort of easy	1.5	3.7	3.9	9.7	4.5	
Very easy	2.6	3.9	4.9	11.5	5.6	
N of Valid	391	356	283	321	1351	
N of Miss	96	112	72	68	348	

Table 224: If you wanted to get a handgun, how easy would it be for you to get one?

Response	6	8	10	12	Total	
Very hard	81.4	67.2	59.9	51.9	66.2	
Sort of hard	6.6	12.3	12.7	15.9	11.6	
Sort of easy	4.6	8.7	12.0	11.9	8.9	
Very easy	7.4	11.8	15.5	20.3	13.3	
N of Valid	393	357	284	320	1354	
N of Miss	94	111	71	69	345	

Table 225: If you wanted to get some marijuana, how easy would it be for you to get some?

Response	6	8	10	12	Total	
Very hard	92.3	76.1	54.4	40.2	67.7	
Sort of hard	3.6	7.9	11.2	10.0	7.8	
Sort of easy	1.3	5.4	14.7	15.3	8.5	
Very easy	2.8	10.7	19.6	34.6	16.0	
N of Valid	392	355	285	321	1353	
N of Miss	95	113	70	68	346	

Table 226: If you wanted to get prescription drugs for the purpose of getting high, how easy would it be for you to get some?





Response	6	8	10	12	Total	
Very hard	88.8	73.5	58.1	53.3	69.9	
Sort of hard	3.8	9.5	15.5	11.5	9.6	
Sort of easy	3.3	7.5	8.8	14.0	8.1	
Very easy	4.1	9.5	17.6	21.2	12.4	
N of Valid	394	358	284	321	1357	
N of Miss	93	110	71	68	342	

Table 227: If you wanted to get synthetic marijuana such as K2 or chemical products such as bath salts to get high, how easy would it be for you to get some?





Response	6	8	10	12	Total	
Very hard	94.2	84.3	74.2	66.4	80.8	
Sort of hard	2.3	6.7	12.4	15.3	8.6	
Sort of easy	1.0	5.0	7.8	6.2	4.7	
Very easy	2.5	3.9	5.7	12.1	5.8	
N of Valid	396	357	283	321	1357	
N of Miss	91	111	72	68	342	

Table 228: If you wanted to get steroids to use or to enhance athletic performance, how easy would it be for you to get some?





Response	6	8	10	12	Total	
Very hard	91.1	81.5	73.7	66.1	79.0	
Sort of hard	4.8	9.8	13.7	12.7	9.9	
Sort of easy	1.5	3.9	7.0	7.5	4.7	
Very easy	2.6	4.8	5.6	13.7	6.4	
N of Valid	392	357	285	322	1356	
N of Miss	95	111	70	67	343	

Table 229: If you wanted to get e-cigarettes, e-cigars, or e-hookahs, how easy would it be for you to get some?





Response	6	8	10	12	Total	
Very hard	91.8	74.2	57.0	45.8	68.9	
Sort of hard	2.8	8.4	9.9	9.0	7.3	
Sort of easy	2.3	6.2	12.3	13.7	8.1	
Very easy	3.1	11.2	20.8	31.5	15.7	
N of Valid	389	356	284	321	1350	
N of Miss	98	112	71	68	349	

Table 230: During the past 12 months, have you participated in any alcohol prevention programs or seen any alcohol prevention messages in your school or community? Yes, a school-based program focused on preventing underage drinking and/or drinking and driving.



Response	6	8	10	12	Total	
No	58.0	71.3	71.4	82.0	70.1	
Yes	42.0	28.7	28.6	18.0	29.9	
N of Valid	383	349	283	322	1337	
N of Miss	0	0	0	0	0	

Table 231: During the past 12 months, have you participated in any alcohol prevention programs or seen any alcohol prevention messages in your school or community? Yes, a community-based program focused on preventing underage drinking and/or drinking and driving (for example, through your church or temple or through youth groups like Boys and Girls Club or 4-H).



Response	6	8	10	12	Total	
No	86.2	92.3	95.1	93.8	91.5	
Yes	13.8	7.7	4.9	6.2	8.5	
N of Valid	383	349	283	322	1337	
N of Miss	0	0	0	0	0	

Table 232: During the past 12 months, have you participated in any alcohol prevention programs or seen any alcohol prevention messages in your school or community? Yes, a media campaign addressing underage drinking and/or drinking and driving (for example, newspaper ads, posters, pamphlets, radio, TV).



Response	6	8	10	12	Total	
No	91.6	91.4	93.6	91.0	91.8	
Yes	8.4	8.6	6.4	9.0	8.2	
N of Valid	383	349	283	322	1337	
N of Miss	0	0	0	0	0	

Table 233: During the past 12 months, have you participated in any alcohol prevention programs or seen any alcohol prevention messages in your school or community? No



Response	6	8	10	12	Total	
No	48.0	35.5	32.9	27.0	36.5	
Yes	52.0	64.5	67.1	73.0	63.5	
N of Valid	383	349	283	322	1337	
N of Miss	0	0	0	0	0	

Table 234: How wrong do your parents feel it would be for YOU to: have one or two drinks of an alcoholic beverage nearly every day?





Response	6	8	10	12	Total	
Very wrong	94.0	85.7	81.1	79.3	85.7	
Wrong	4.5	7.4	12.6	10.7	8.4	
A little bit wrong	1.0	3.2	4.2	7.2	3.7	
Not at all wrong	0.5	3.7	2.1	2.8	2.2	
N of Valid	399	349	286	319	1353	
N of Miss	88	119	69	70	346	

Table 235: How wrong do your parents feel it would be for YOU to: smoke tobacco?





Response	6	8	10	12	Total	
Very wrong	95.4	88.7	87.0	81.8	88.7	
Wrong	2.8	6.9	9.8	10.8	7.3	
A little bit wrong	0.8	1.7	2.1	3.5	1.9	
Not at all wrong	1.0	2.6	1.1	3.8	2.1	
N of Valid	392	346	285	314	1337	
N of Miss	95	122	70	75	362	

Table 236: How wrong do your parents feel it would be for YOU to: smoke marijuana?


Response	6	8	10	12	Total	
Very wrong	96.2	88.4	84.3	80.4	88.0	
Wrong	2.3	4.6	7.5	7.1	5.1	
A little bit wrong	0.5	2.6	3.9	7.7	3.5	
Not at all wrong	1.0	4.3	4.3	4.8	3.5	
N of Valid	391	346	281	312	1330	
N of Miss	96	122	74	77	369	

Table 237: How wrong do your parents feel it would be for YOU to: use prescription drugs not prescribed to you?


Response	6	8	10	12	Total	
Very wrong	94.1	90.8	86.0	86.4	89.7	
Wrong	3.6	5.2	9.8	7.9	6.3	
A little bit wrong	0.8	1.4	1.7	3.2	1.7	
Not at all wrong	1.5	2.6	2.4	2.5	2.2	
N of Valid	393	346	286	316	1341	
N of Miss	94	122	69	73	358	

Table 238: How wrong do your parents feel it would be for YOU to: steal something?


Response	6	8	10	12	Total	
Very wrong	91.7	88.5	86.6	87.9	88.9	
Wrong	5.4	7.2	9.2	7.3	7.1	
A little bit wrong	2.1	1.7	2.1	3.5	2.3	
Not at all wrong	0.8	2.6	2.1	1.3	1.7	
N of Valid	387	347	283	315	1332	
N of Miss	100	121	72	74	367	

Table 239: How wrong do your parents feel it would be for YOU to: draw graffiti, write things, or draw pictures on buildings or other property (without the owner's permission)?





Response	6	8	10	12	Total	
Very wrong	93.1	87.6	85.0	86.9	88.5	
Wrong	5.1	6.1	10.8	7.0	7.0	
A little bit wrong	1.0	2.9	2.1	3.8	2.4	
Not at all wrong	0.8	3.5	2.1	2.2	2.1	
N of Valid	392	346	286	314	1338	
N of Miss	95	122	69	75	361	

Table 240: How wrong do your parents feel it would be for YOU to: pick a fight with someone?





Response	6	8	10	12	Total	
Very wrong	78.1	68.8	71.1	73.1	73.0	
Wrong	13.6	18.2	16.2	14.7	15.6	
A little bit wrong	6.4	9.0	10.6	8.7	8.5	
Not at all wrong	1.8	4.0	2.1	3.5	2.9	
N of Valid	389	346	284	312	1331	
N of Miss	98	122	71	77	368	

Table 241: During the past 12 months, have you talked with at least one of your parents about the dangers of underage drinking and/or drinking and driving? By parents, we mean either your biological parents, adoptive parents, stepparents, or adult guardians - whether or not they live with you.



Response	6	8	10	12	Total	
No	50.1	58.5	62.4	59.3	57.1	
Yes	49.9	41.5	37.6	40.7	42.9	
N of Valid	367	330	274	302	1273	
N of Miss	120	138	81	87	426	

Table 242: The rules in my family are clear.


Response	6	8	10	12	Total	
NO!	8.2	10.6	8.8	9.9	9.4	
no	5.4	4.3	6.0	8.6	6.0	
yes	28.3	33.6	37.9	36.9	33.8	
YES!	58.1	51.4	47.4	44.6	50.9	
N of Valid	389	348	285	314	1336	
N of Miss	98	120	70	75	363	

Table 243: People in my family have serious arguments about the same things, and often insult or yell at each other.

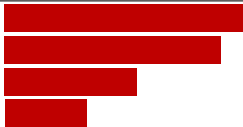
Response	6	8	10	12	Total	
NO!	48.8	34.6	26.9	33.3	36.8	
no	27.8	34.9	38.2	33.3	33.1	
yes	15.2	20.1	22.3	20.4	19.2	
YES!	8.2	10.5	12.7	12.9	10.9	
N of Valid	389	344	283	318	1334	
N of Miss	98	124	72	71	365	

Table 244: When I am not at home, one of my parents knows where I am and who I am with.

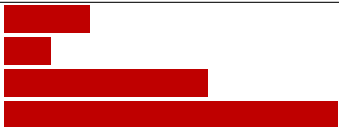
Response	6	8	10	12	Total	
NO!	11.0	12.8	10.6	11.4	11.5	
no	3.8	4.7	4.6	7.3	5.0	
yes	23.0	28.9	38.2	36.7	31.0	
YES!	62.1	53.6	46.6	44.6	52.5	
N of Valid	391	343	283	316	1333	
N of Miss	96	125	72	73	366	

Table 245: My family has clear rules about alcohol and drug use.

Response	6	8	10	12	Total
NO!	11.3	14.2	11.7	14.2	12.8
no	4.4	7.4	10.2	8.5	7.4
yes	17.5	24.5	29.7	33.5	25.7
YES!	66.8	54.0	48.4	43.7	54.1
N of Valid	388	339	283	316	1326
N of Miss	99	129	72	73	373

Table 246: If you skipped school would you be caught by your parents?

Response	6	8	10	12	Total
NO!	12.6	17.2	13.8	16.7	15.0
no	5.7	8.3	15.9	19.9	11.9
yes	16.8	19.8	30.7	30.9	23.9
YES!	64.9	54.7	39.6	32.5	49.2
N of Valid	388	338	283	317	1326
N of Miss	99	130	72	72	373

Table 247: My parents ask if I've gotten my homework done.

Response	6	8	10	12	Total
NO!	10.3	16.2	16.7	24.3	16.5
no	7.2	9.7	15.2	21.1	12.8
yes	22.3	29.8	36.5	29.4	28.9
YES!	60.3	44.2	31.6	25.2	41.8
N of Valid	390	339	282	313	1324
N of Miss	97	129	73	76	375



Table 248: Would your parents know if you did not come home on time?

Response	6	8	10	12	Total	
NO!	10.6	13.9	13.8	14.9	13.1	
no	4.1	8.0	8.5	11.1	7.7	
yes	19.3	24.8	33.2	35.1	27.5	
YES!	66.0	53.4	44.5	38.9	51.7	
N of Valid	388	339	283	316	1326	
N of Miss	99	129	72	73	373	

Table 249: Do you know how to properly dispose of leftover prescription drugs?

Response	6	8	10	12	Total	
No	76.9	67.5	69.4	59.2	68.6	
Yes	23.1	32.5	30.6	40.8	31.4	
N of Valid	372	326	278	311	1287	
N of Miss	115	142	77	78	412	

Table 250: Have any of your brothers or sisters ever: drunk beer, wine or hard liquor (for example, vodka, whiskey or gin)?

Response	6	8	10	12	Total	
No	84.9	63.8	55.7	53.0	65.7	
Yes	13.5	33.6	40.8	44.1	31.8	
I don't have any brothers or sisters	1.5	2.6	3.5	2.9	2.5	
N of Valid	392	345	289	315	1341	
N of Miss	95	123	66	74	358	

Table 251: Have any of your brothers or sisters ever: smoked marijuana?

Response	6	8	10	12	Total	
No	92.6	80.5	69.2	63.7	77.7	
Yes	5.9	16.9	27.3	33.1	19.7	
I don't have any brothers or sisters	1.5	2.6	3.5	3.2	2.6	
N of Valid	393	344	289	314	1340	
N of Miss	94	124	66	75	359	

Table 252: Have any of your brothers or sisters ever: smoked cigarettes?




Response	6	8	10	12	Total	
No	87.9	74.0	70.3	67.8	75.8	
Yes	10.6	22.8	25.5	29.0	21.3	
I don't have any brothers or sisters	1.5	3.2	4.1	3.2	2.9	
N of Valid	388	342	290	314	1334	
N of Miss	99	126	65	75	365	

Table 253: Have any of your brothers or sisters ever: taken a handgun to school?




Response	6	8	10	12	Total	
No	96.9	95.7	93.4	93.7	95.1	
Yes	1.5	1.4	3.5	3.2	2.3	
I don't have any brothers or sisters	1.5	2.9	3.1	3.2	2.6	
N of Valid	388	345	289	315	1337	
N of Miss	99	123	66	74	362	

Table 254: Have any of your brothers or sisters ever: been suspended or expelled from school?




Response	6	8	10	12	Total	
No	77.5	71.3	67.2	73.6	72.7	
Yes	21.0	25.8	29.3	23.2	24.6	
I don't have any brothers or sisters	1.6	2.9	3.4	3.2	2.7	
N of Valid	386	341	290	314	1331	
N of Miss	101	127	65	75	368	

Table 255: Have any of your brothers or sisters ever: used e-cigarettes, e-cigars or e-hookahs (vaping)?




Response	6	8	10	12	Total	
No	93.3	79.4	78.7	78.8	83.2	
Yes	5.2	17.7	17.8	17.6	14.1	
I don't have any brothers or sisters	1.6	2.9	3.5	3.5	2.8	
N of Valid	387	344	287	312	1330	
N of Miss	100	124	68	77	369	

Table 256: Have any of your brothers or sisters ever: used prescription drugs not prescribed to him/her?




Response	6	8	10	12	Total	
No	95.3	90.6	81.9	84.0	88.5	
Yes	3.1	6.5	15.3	12.8	8.9	
I don't have any brothers or sisters	1.6	2.9	2.8	3.2	2.6	
N of Valid	385	341	288	313	1327	
N of Miss	102	127	67	76	372	

Table 257: Have you changed homes in the past year (the last 12 months)?



Response	6	8	10	12	Total	
No	71.9	68.8	81.1	77.0	74.3	
Yes	28.1	31.2	18.9	23.0	25.7	
N of Valid	385	343	281	313	1322	
N of Miss	102	125	74	76	377	

Table 258: How many times have you changed homes since kindergarten?






Response	6	8	10	12	Total	
Never	36.9	33.2	35.4	29.7	34.0	
1 or 2 times	31.6	28.0	26.4	26.9	28.4	
3 or 4 times	16.5	20.2	21.2	20.3	19.4	
5 or 6 times	9.7	7.8	8.0	12.7	9.5	
7 or more times	5.3	10.7	9.0	10.4	8.7	
N of Valid	393	346	288	316	1343	
N of Miss	94	122	67	73	356	

Table 259: Have you changed schools (including changing from elementary to middle and middle to high school) in the past year?



Response	6	8	10	12	Total	
No	51.5	65.8	73.2	78.6	66.2	
Yes	48.5	34.2	26.8	21.4	33.8	
N of Valid	388	339	287	313	1327	
N of Miss	99	129	68	76	372	

Table 260: How many times have you changed schools since kindergarten (including changing from elementary to middle and middle to high school)?






Response	6	8	10	12	Total	
Never	43.6	37.6	30.8	32.7	36.7	
1 or 2 times	26.2	25.0	19.9	17.1	22.4	
3 or 4 times	20.5	20.9	35.7	35.2	27.4	
5 or 6 times	7.3	7.4	8.7	9.2	8.1	
7 or more times	2.4	9.1	4.9	5.7	5.4	
N of Valid	381	340	286	315	1322	
N of Miss	106	128	69	74	377	

Table 261: Has anyone in your family ever had severe alcohol or drug problems?



Response	6	8	10	12	Total	
No	78.6	65.9	58.5	59.4	66.4	
Yes	21.4	34.1	41.5	40.6	33.6	
N of Valid	383	337	284	315	1319	
N of Miss	104	131	71	74	380	

Table 262: About how many adults (over 21) have you known personally who in the past year have: used marijuana, crack, cocaine, or other drugs?






Response	6	8	10	12	Total	
0	81.0	66.5	56.2	50.6	64.8	
1	7.4	13.1	19.8	11.4	12.5	
2	4.9	6.4	5.9	11.4	7.0	
3-4	3.3	6.7	7.6	9.5	6.6	
5	3.3	7.3	10.4	17.1	9.1	
N of Valid	390	343	288	316	1337	
N of Miss	97	125	67	73	362	

Table 263: About how many adults (over 21) have you known personally who in the past year have: sold or dealt drugs?






Response	6	8	10	12	Total	
0	88.4	74.6	68.5	62.1	74.3	
1	4.6	9.6	13.8	10.1	9.2	
2	2.3	4.1	6.9	8.2	5.2	
3-4	1.8	4.4	2.8	7.3	4.0	
5	2.8	7.3	8.0	12.3	7.3	
N of Valid	388	342	289	317	1336	
N of Miss	99	126	66	72	363	

Table 264: About how many adults (over 21) have you known personally who in the past year have: done other things that could get them in trouble with the police, like stealing, selling stolen goods, mugging or assaulting others, etc.?






Response	6	8	10	12	Total	
0	86.2	71.1	65.1	63.5	72.4	
1	7.4	10.2	17.0	9.4	10.7	
2	1.5	5.0	5.2	8.5	4.8	
3-4	2.6	5.0	5.2	6.9	4.8	
5	2.3	8.7	7.6	11.6	7.3	
N of Valid	391	343	289	318	1341	
N of Miss	96	125	66	71	358	

Table 265: About how many adults (over 21) have you known personally who in the past year have: gotten drunk or high?










Response	6	8	10	12	Total	
0	70.8	51.3	41.8	39.2	52.1	
1	13.3	16.7	19.5	10.8	14.9	
2	4.9	6.7	8.4	8.5	7.0	
3-4	3.6	9.1	9.1	12.0	8.2	
5	7.4	16.1	21.3	29.4	17.8	
N of Valid	390	341	287	316	1334	
N of Miss	97	127	68	73	365	

Table 266: How honest were you in filling out this survey?

Response	6	8	10	12	Total	
I was very honest	84.0	77.8	78.4	81.3	80.6	
I was honest pretty much of the time	11.7	18.4	16.8	11.5	14.5	
I was honest some of the time	3.8	1.8	3.8	4.4	3.4	
I was honest once in a while	0.5	2.0	1.0	2.8	1.6	
I was not honest at all	0.0	0.0	0.0	0.0	0.0	
N of Valid	393	342	292	321	1348	
N of Miss	94	126	63	68	351	