

2018 APNA

Arkansas Prevention Needs Assessment Survey

Region 7 Frequency Distribution Tables

Counties: Crittendon, Cross, Lee, Monroe, Phillips, St. Francis

Arkansas Department of Human Services
Division of Aging, Adult & Behavioral Health Services
And
University of Arkansas at Little Rock
MidSOUTH Center for Prevention and Training

Conducted by International Survey Associates dba Pride Surveys

Contents

1	INTRODUCTION	11
2	PERCENTAGE TABLES	15

List of Frequency Distribution Tables

1	Gender	16
2	Age	16
3	Are you Hispanic or Latino?	16
4	What is your race? Black or African American	17
5	What is your race? Asian	17
6	What is your race? American Indian	17
7	What is your race? Alaska Native	17
8	What is your race? White	18
9	What is your race? Native Hawaiian or Other Pacific Islander	18
10	What is your race? Other	18
11	What is the highest level of schooling completed by your mother or father?	19
12	Think of where you live most of the time. Which of the following people live there with you? Mother	19
13	Think of where you live most of the time. Which of the following people live there with you? Stepmother	19
14	Think of where you live most of the time. Which of the following people live there with you? Foster Mother	20
15	Think of where you live most of the time. Which of the following people live there with you? Grandmother	20
16	Think of where you live most of the time. Which of the following people live there with you? Aunt	20
17	Think of where you live most of the time. Which of the following people live there with you? Father	20
18	Think of where you live most of the time. Which of the following people live there with you? Stepfather	21
19	Think of where you live most of the time. Which of the following people live there with you? Foster Father	21
20	Think of where you live most of the time. Which of the following people live there with you? Grandfather	21
21	Think of where you live most of the time. Which of the following people live there with you? Uncle	21
22	Think of where you live most of the time. Which of the following people live there with you? Other Adults	22
23	Think of where you live most of the time. Which of the following people live there with you? Brother(s)	22
24	Think of where you live most of the time. Which of the following people live there with you? Stepbrother(s)	22
25	Think of where you live most of the time. Which of the following people live there with you? Sister(s)	22
26	Think of where you live most of the time. Which of the following people live there with you? Stepsister(s)	23

27	Think of where you live most of the time. Which of the following people live there with you? Other Children	23
28	In my school, students have lots of chances to help decide things like class activities and rules.	23
29	Teachers ask me to work on special classroom projects.	23
30	My teacher(s) notices when I am doing a good job and lets me know about it.	24
31	There are lots of chances for students in my school to get involved in sports, clubs, and other school activities outside of class.	24
32	There are lots of chances for students in my school to talk with a teacher one-on-one.	24
33	I feel safe at my school.	25
34	The school lets my parents know when I have done something well.	25
35	My teachers praise me when I work hard in school.	25
36	Are your school grades better than the grades of most students in your class?	26
37	I have lots of chances to be part of class discussions or activities.	26
38	Now thinking back over the past year in school, how often did you: enjoy being in school?	26
39	Now thinking back over the past year in school, how often did you: hate being in school?	27
40	Now thinking back over the past year in school, how often did you: try to do your best work in school?	27
41	How often do you feel that the school work you are assigned is meaningful and important?	27
42	Putting them all together, what were your grades like last year?	28
43	How important do you think the things you are learning in school are going to be for your later life?	28
44	During the LAST FOUR WEEKS how many whole days of school have you missed because you skipped or "cut"?	28
45	What are the chances you would be seen as cool if you: smoked cigarettes?	29
46	What are the chances you would be seen as cool if you: worked hard at school?	29
47	What are the chances you would be seen as cool if you: began drinking alcoholic beverages regularly, that is, at least once or twice a month?	29
48	What are the chances you would be seen as cool if you: defended someone who was being bullied?	30
49	What are the chances you would be seen as cool if you: smoked marijuana?	30
50	What are the chances you would be seen as cool if you: carried a handgun?	30
51	What are the chances you would be seen as cool if you: used e-cigarettes, e-cigars or e-hookahs (vaping)?	31

52	What are the chances you would be seen as cool if you: bullied someone or cyber bullied someone?	31
53	Think of your four best friends (the friends you feel closest to). In the past year (12 months), how many of your best friends have: participated in clubs, organizations or activities at school?	31
54	Think of your four best friends (the friends you feel closest to). In the past year (12 months), how many of your best friends have: smoked cigarettes?	32
55	Think of your four best friends (the friends you feel closest to). In the past year (12 months), how many of your best friends have: tried beer, wine or hard liquor (for example, vodka, whiskey, or gin) when their parents didn't know about it?	32
56	Think of your four best friends (the friends you feel closest to). In the past year (12 months), how many of your best friends have: used e-cigarettes, e-cigars, or e-hookahs?	32
57	Think of your four best friends (the friends you feel closest to). In the past year (12 months), how many of your best friends have: used marijuana?	33
58	Think of your four best friends (the friends you feel closest to). In the past year (12 months), how many of your best friends have: used prescription drugs or non-prescription drugs for the purpose of getting high?	33
59	Think of your four best friends (the friends you feel closest to). In the past year (12 months), how many of your best friends have: used synthetic marijuana (K2, spice) or bath salts?	33
60	Think of your four best friends (the friends you feel closest to). In the past year (12 months), how many of your best friends have: used LSD, cocaine, amphetamines, or other illegal drugs?	34
61	Think of your four best friends (the friends you feel closest to). In the past year (12 months), how many of your best friends have: been bullied?	34
62	Think of your four best friends (the friends you feel closest to). In the past year (12 months), how many of your best friends have: been suspended from school?	34
63	Think of your four best friends (the friends you feel closest to). In the past year (12 months), how many of your best friends have: carried a handgun?	35
64	Think of your four best friends (the friends you feel closest to). In the past year (12 months), how many of your best friends have: sold illegal drugs?	35
65	Think of your four best friends (the friends you feel closest to). In the past year (12 months), how many of your best friends have: regularly attended religious services?	35

66	Think of your four best friends (the friends you feel closest to). In the past year (12 months), how many of your best friends have: stolen or tried to steal a motor vehicle such as a car or motorcycle?	36
67	Think of your four best friends (the friends you feel closest to). In the past year (12 months), how many of your best friends have: been arrested?	36
68	Think of your four best friends (the friends you feel closest to). In the past year (12 months), how many of your best friends have: dropped out of school?	36
69	Think of your four best friends (the friends you feel closest to). In the past year (12 months), how many of your best friends have: been members of a gang?	37
70	How old were you when you first: smoked marijuana?	37
71	How old were you when you first: smoked a cigarette, even just a puff?	38
72	How old were you when you first: had more than a sip or two of beer, wine or hard liquor (for example, vodka, whiskey, or gin)?	38
73	How old were you when you first: began drinking alcoholic beverages regularly, that is, at least once or twice a month?	39
74	How old were you when you first: used Pegaramide (peg, Peggy)?	39
75	How old were you when you first: got suspended from school?	40
76	How old were you when you first: got arrested?	40
77	How old were you when you first: carried a handgun?	41
78	How old were you when you first: used e-cigarettes, e-cigars, or e-hookahs (vaping)?	41
79	How old were you when you first: belonged to a gang?	42
80	How old were you when you first: used prescription drugs not prescribed to you?	42
81	How wrong do you think it is for someone your age to: take a handgun to school?	43
82	How wrong do you think it is for someone your age to: steal anything?	43
83	How wrong do you think it is for someone your age to: pick a fight with someone?	43
84	How wrong do you think it is for someone your age to: attack someone with the idea of seriously hurting them?	44
85	How wrong do you think it is for someone your age to: stay away from school all day when their parents think they are at school?	44
86	How wrong do you think it is for someone your age to: drink beer, wine or hard liquor (for example, vodka, whiskey, or gin) regularly?	44
87	How wrong do you think it is for someone your age to: smoke cigarettes?	45
88	How wrong do you think it is for someone your age to: smoke marijuana?	45

89	How wrong do you think it is for someone your age to: use prescription drugs or non-prescription drugs for the purpose of getting high?	45
90	How wrong do you think it is for someone your age to: use synthetic marijuana (K2, spice) or bath salts?	46
91	How wrong do you think it is for someone your age to: use LSD, cocaine, amphetamines or another illegal drug?	46
92	How wrong do you think it is for someone your age to: use e-cigarettes, e-cigars or e-hookahs (vaping)?	46
93	At school during the past 12 months, did you receive help from the resource teacher, speech therapist or other special education teacher?	47
94	How many times in the past year (12 months) have you: been suspended from school?	47
95	How many times in the past year (12 months) have you: carried a handgun?	47
96	How many times in the past year (12 months) have you: sold illegal drugs?	48
97	How many times in the past year (12 months) have you: stolen or tried to steal a motor vehicle such as a car or motorcycle?	48
98	How many times in the past year (12 months) have you: participated in clubs, organizations or activities at school?	48
99	How many times in the past year (12 months) have you: been arrested?	49
100	How many times in the past year (12 months) have you: attacked someone with the idea of seriously hurting them?	49
101	How many times in the past year (12 months) have you: been drunk or high at school?	49
102	How many times in the past year (12 months) have you: taken a handgun to school?	50
103	How many times in the past year (12 months) have you: used e-cigarettes, e-cigars, or e-hookahs (vaping)?	50
104	Are you currently on probation, or assigned a probation officer with Juvenile Court?	50
105	Have you ever belonged to a gang?	51
106	If you have ever belonged to a gang, did that gang have a name?	51
107	You are at a party at someone's house, and one of your friends offers you a drink containing alcohol. What would you say or do?	51
108	How often do you attend religious services or activities?	52
109	I think sometimes it's okay to cheat at school.	52
110	It is important to think before you act.	52
111	Sometimes I think that life is not worth it.	53
112	At times I think I am no good at all.	53
113	All in all, I am inclined to think that I am a failure.	53
114	In the past year, have you felt depressed or sad MOST days, even if you felt okay sometimes?	54
115	It is all right to beat up people if they start the fight.	54

116	I think it is okay to take something without asking if you can get away with it.	54
117	Where do you get the most information about living a drug and alcohol free life? Parents/guardians	55
118	Where do you get the most information about living a drug and alcohol free life? Friends	55
119	Where do you get the most information about living a drug and alcohol free life? Family members	55
120	Where do you get the most information about living a drug and alcohol free life? School	56
121	Where do you get the most information about living a drug and alcohol free life? Internet	56
122	Where do you get the most information about living a drug and alcohol free life? TV	56
123	Where do you get the most information about living a drug and alcohol free life? Social media	57
124	How much do you think people risk harming themselves (physically or in other ways) if they: smoked one or more packs of cigarettes per day?	57
125	How much do you think people risk harming themselves (physically or in other ways) if they: try marijuana once or twice?	57
126	How much do you think people risk harming themselves (physically or in other ways) if they: smoke marijuana once or twice a week?	58
127	How much do you think people risk harming themselves (physically or in other ways) if they: take one or two drinks of an alcoholic beverage (beer, wine, liquor) nearly every day?	58
128	How much do you think people risk harming themselves (physically or in other ways) if they: have five or more drinks of an alcoholic beverage once or twice a weekend?	58
129	How much do you think people risk harming themselves (physically or in other ways) if they: use prescription drugs that are not prescribed to them?	59
130	How much do you think people risk harming themselves (physically or in other ways) if they: use non-prescription drugs to get high?	59
131	How much do you think people risk harming themselves (physically or in other ways) if they: use e-cigarettes, e-cigars, or e-hookahs?	59
132	Have you ever used smokeless tobacco (chew, snuff, plug, dipping tobacco, or chewing tobacco)?	60
133	How often have you used smokeless tobacco during the past 30 days?	60
134	Have you ever smoked cigarettes?	60
135	How frequently have you smoked cigarettes during the past 30 days?	61
136	Which statement best describes rules about smoking inside your home or your family cars?	61
137	Have you ever used e-cigarettes, e-cigars, or e-hookahs (vaping)?	61

138	How frequently have you used e-cigarettes, e-cigars, or e-hookahs (vaping)?	62
139	During this school year, were you taught in any of your classes about the dangers of tobacco use?	62
140	During the past 12 months, have you participated in any community activities to discourage people your age from using cigarettes, chewing tobacco, snuff, dip or cigars, e-cigarettes, e-cigars, or e-hookahs?	62
141	Think back over the last two weeks. How many times have you had five or more alcoholic drinks in a row?	63
142	During the past 30 days, how many times did you ride in a car or other vehicle driven by someone who had been drinking alcohol or using drugs to get high?	63
143	During the past 30 days, how many times did you drive a car or other vehicle when you had been drinking alcohol or using drugs to get high?	63
144	If you drank alcohol (not just a sip or taste) in the past year, where did you usually drink it?	64
145	How do you feel about someone your age having one or two drinks of an alcoholic beverage nearly every day?	64
146	On how many occasions have you had alcoholic beverages (beer, wine or hard liquor) to drink in your lifetime - more than just a few sips?	64
147	On how many occasions have you drunk one or more drinks of an alcoholic beverage during the past 30 days?	65
148	On how many occasions have you used marijuana (grass, pot) or hashish (hash, hash oil) in your lifetime?	65
149	On how many occasions have you used marijuana (grass, pot) or hashish (hash, hash oil) during the past 30 days?	65
150	On how many occasions have you used LSD or other psychedelics in your lifetime?	66
151	On how many occasions have you used LSD or other psychedelics during the past 30 days?	66
152	On how many occasions have you used cocaine or crack in your lifetime?	66
153	On how many occasions have you used cocaine or crack during the past 30 days?	67
154	On how many occasions have you sniffed glue, breathed the contents of an aerosol spray can, or inhaled other gases or sprays, in order to get high in your lifetime?	67
155	On how many occasions have you sniffed glue, breathed the contents of an aerosol spray can, or inhaled other gases or sprays, in order to get high during the past 30 days?	67
156	On how many occasions have you used Pegaramide (peg, Peggy, etc.) in your lifetime?	68

157	On how many occasions have you used Pegaramide (peg, Peggy, etc.) during the past 30 days?	68
158	On how many occasions have you used synthetic marijuana (K2, spice) in your lifetime?	68
159	On how many occasions have you used synthetic marijuana (K2, spice) during the past 30 days?	69
160	On how many occasions have you used methamphetamines (meth, speed, crank, crystal meth) in your lifetime?	69
161	On how many occasions have you used methamphetamines (meth, speed, crank, crystal meth) in the past 30 days?	69
162	On how many occasions have you used other chemical products (bath salts, plant food, etc.) in your lifetime?	70
163	On how many occasions have you used other chemical products (bath salts, plant food, etc.) during the past 30 days?	70
164	On how many occasions have you used heroin or other opiates in your lifetime?	70
165	On how many occasions have you used heroin or other opiates during the past 30 days?	71
166	On how many occasions have you used MDMA ('X', 'E', or ecstasy) in your lifetime?	71
167	On how many occasions have you used MDMA ('X', 'E', or ecstasy) during the past 30 days?	71
168	On how many occasions have you taken prescription drugs (such as Valium, Xanax, Ritalin, Adderall, OxyContin, Tramadol, or sleeping pills) not prescribed to you in your lifetime?	72
169	On how many occasions have you taken prescription drugs (such as Valium, Xanax, Ritalin, Adderall, OxyContin, Tramadol, or sleeping pills) not prescribed to you during the past 30 days?	72
170	On how many occasions have you taken non-prescription medicines such as diet pills (for example, Dietac, Dexatrim or Prolamine), stay-awake pills (for example No-Doz, Vivarin, or Wake), or cough or cold medicines (robos, DXM, etc.) to get high in your lifetime?	72
171	On how many occasions have you taken non-prescription medicines such as diet pills (for example, Dietac, Dexatrim or Prolamine), stay-awake pills (for example No-Doz, Vivarin, or Wake), or cough or cold medicines (robos, DXM, etc.) to get high during the past 30 days?	73
172	On how many occasions have you been drunk or very high from drinking alcoholic beverages during the past 30 days?	73
173	On how many occasions have you drunk flavored alcoholic beverages, sometimes called 'alcopops' (like Mike's Hard Lemonade, Smirnoff Ice, Bacardi Breezers, etc.) in your lifetime?	73
174	On how many occasions have you drunk flavored alcoholic beverages, sometimes called 'alcopops' (like Mike's Hard Lemonade, Smirnoff Ice, Bacardi Breezers, etc.) during the past 30 days?	74

175	If you smoked cigarettes (not just a puff or drag) in the past year, how did you usually get them?	74
176	If you used e-cigarettes, e-cigars, or e-hookahs (not just a puff or drag) in the past year, how did you usually get them? - I did not use e-cigarettes, e-cigars, or e-hookahs in the past year	75
177	If you used e-cigarettes, e-cigars, or e-hookahs (not just a puff or drag) in the past year, how did you usually get them? - I bought them in a store such as a convenience store, supermarket, discount store, or gas station	75
178	If you used e-cigarettes, e-cigars, or e-hookahs (not just a puff or drag) in the past year, how did you usually get them? - I got them on the Internet	75
179	If you used e-cigarettes, e-cigars, or e-hookahs (not just a puff or drag) in the past year, how did you usually get them? - I got them at a store that sells electronic cigarettes, such as a "vape shop"	75
180	If you used e-cigarettes, e-cigars, or e-hookahs (not just a puff or drag) in the past year, how did you usually get them? - I got them from a family member	76
181	If you used e-cigarettes, e-cigars, or e-hookahs (not just a puff or drag) in the past year, how did you usually get them? - I got them from a friend	76
182	If you used e-cigarettes, e-cigars, or e-hookahs (not just a puff or drag) in the past year, how did you usually get them? - A stranger got them for me	76
183	If you used e-cigarettes, e-cigars, or e-hookahs (not just a puff or drag) in the past year, how did you usually get them? - I took them from a store or shop	76
184	If you used e-cigarettes, e-cigars, or e-hookahs (not just a puff or drag) in the past year, how did you usually get them? - I got them some other way	77
185	If you used marijuana (grass, pot) (not just a puff or drag) in the past year, how did you usually get it? - I did not use marijuana (grass, pot) in the past year	77
186	If you used marijuana (grass, pot) (not just a puff or drag) in the past year, how did you usually get it? - I bought it myself	77
187	If you used marijuana (grass, pot) (not just a puff or drag) in the past year, how did you usually get it? - I got it from someone at school	77
188	If you used marijuana (grass, pot) (not just a puff or drag) in the past year, how did you usually get it? - I got it from someone with a medical marijuana card	78
189	If you used marijuana (grass, pot) (not just a puff or drag) in the past year, how did you usually get it? - I got it from my brother or sister	78

190	If you used marijuana (grass, pot) (not just a puff or drag) in the past year, how did you usually get it? - I got it from another relative	78
191	If you used marijuana (grass, pot) (not just a puff or drag) in the past year, how did you usually get it? - Other	78
192	If you drank alcohol (not just a sip or taste) in the past year, how did you usually get it?	79
193	If you used prescription drugs or over the counter drugs without a doctor telling you to use it or for the purpose of getting high, where did you get these drugs? - Did not use	79
194	If you used prescription drugs or over the counter drugs without a doctor telling you to use it or for the purpose of getting high, where did you get these drugs? - Bought or took from store or shop	80
195	If you used prescription drugs or over the counter drugs without a doctor telling you to use it or for the purpose of getting high, where did you get these drugs? - Got from parents with permission	80
196	If you used prescription drugs or over the counter drugs without a doctor telling you to use it or for the purpose of getting high, where did you get these drugs? - Got from home without permission	80
197	If you used prescription drugs or over the counter drugs without a doctor telling you to use it or for the purpose of getting high, where did you get these drugs? - Got from relative with permission	80
198	If you used prescription drugs or over the counter drugs without a doctor telling you to use it or for the purpose of getting high, where did you get these drugs? - Got from relative without permission	81
199	If you used prescription drugs or over the counter drugs without a doctor telling you to use it or for the purpose of getting high, where did you get these drugs? - Got from friend's home with permission	81
200	If you used prescription drugs or over the counter drugs without a doctor telling you to use it or for the purpose of getting high, where did you get these drugs? - Got from friend's home without permission	81
201	If you used prescription drugs or over the counter drugs without a doctor telling you to use it or for the purpose of getting high, where did you get these drugs? - Got from friend at school	81
202	If you used prescription drugs or over the counter drugs without a doctor telling you to use it or for the purpose of getting high, where did you get these drugs? - Got from friend at party	82
203	If you used prescription drugs or over the counter drugs without a doctor telling you to use it or for the purpose of getting high, where did you get these drugs? - Got from friend, elsewhere	82
204	If you used prescription drugs or over the counter drugs without a doctor telling you to use it or for the purpose of getting high, where did you get these drugs? - Got from internet sale	82
205	During the last month, about how many marijuana cigarettes, or the equivalent, did you smoke a day, on the average?	83

206	How wrong do your friends feel it would be for YOU to: have one or two drinks of an alcoholic beverage nearly every day?	83
207	How wrong do your friends feel it would be for YOU to: smoke tobacco?	83
208	How wrong do your friends feel it would be for YOU to: smoke marijuana?	84
209	How wrong do your friends feel it would be for YOU to: use prescription drugs not prescribed to you?	84
210	How wrong would most adults (over 21) in your neighborhood think it is for kids your age: to use marijuana?	84
211	How wrong would most adults (over 21) in your neighborhood think it is for kids your age: to drink alcohol?	85
212	How wrong would most adults (over 21) in your neighborhood think it is for kids your age: to smoke cigarettes?	85
213	How much do each of the following statements describe your neighborhood? crime and/or drug selling	85
214	How much do each of the following statements describe your neighborhood? fights	86
215	How much do each of the following statements describe your neighborhood? lots of empty or abandoned buildings	86
216	How much do each of the following statements describe your neighborhood? lots of graffiti	86
217	I feel safe in my neighborhood.	87
218	If a kid smoked marijuana in your neighborhood would he or she be caught by the police?	87
219	If a kid drank some beer, wine or hard liquor (for example, vodka, whiskey, or gin) in your neighborhood would he or she be caught by the police?	87
220	If a kid carried a handgun in your neighborhood would he or she be caught by the police?	88
221	If you wanted to get some cigarettes, how easy would it be for you to get some?	88
222	If you wanted to get some beer, wine or hard liquor (for example, vodka, whiskey, or gin), how easy would it be for you to get some?	88
223	If you wanted to get a drug like cocaine, LSD, or amphetamines, how easy would it be for you to get some?	89
224	If you wanted to get a handgun, how easy would it be for you to get one?	89
225	If you wanted to get some marijuana, how easy would it be for you to get some?	89
226	If you wanted to get prescription drugs for the purpose of getting high, how easy would it be for you to get some?	90
227	If you wanted to get synthetic marijuana such as K2 or chemical products such as bath salts to get high, how easy would it be for you to get some?	90

228	If you wanted to get steroids to use or to enhance athletic performance, how easy would it be for you to get some?	90
229	If you wanted to get e-cigarettes, e-cigars, or e-hookahs, how easy would it be for you to get some?	91
230	During the past 12 months, have you participated in any alcohol prevention programs or seen any alcohol prevention messages in your school or community? Yes, a school-based program focused on preventing underage drinking and/or drinking and driving.	91
231	During the past 12 months, have you participated in any alcohol prevention programs or seen any alcohol prevention messages in your school or community? Yes, a community-based program focused on preventing underage drinking and/or drinking and driving (for example, through your church or temple or through youth groups like Boys and Girls Club or 4-H).	91
232	During the past 12 months, have you participated in any alcohol prevention programs or seen any alcohol prevention messages in your school or community? Yes, a media campaign addressing underage drinking and/or drinking and driving (for example, newspaper ads, posters, pamphlets, radio, TV).	92
233	During the past 12 months, have you participated in any alcohol prevention programs or seen any alcohol prevention messages in your school or community? No	92
234	How wrong do your parents feel it would be for YOU to: have one or two drinks of an alcoholic beverage nearly every day?	92
235	How wrong do your parents feel it would be for YOU to: smoke tobacco?	92
236	How wrong do your parents feel it would be for YOU to: smoke marijuana?	93
237	How wrong do your parents feel it would be for YOU to: use prescription drugs not prescribed to you?	93
238	How wrong do your parents feel it would be for YOU to: steal something?	93
239	How wrong do your parents feel it would be for YOU to: draw graffiti, write things, or draw pictures on buildings or other property (without the owner's permission)?	94
240	How wrong do your parents feel it would be for YOU to: pick a fight with someone?	94
241	During the past 12 months, have you talked with at least one of your parents about the dangers of underage drinking and/or drinking and driving? By parents, we mean either your biological parents, adoptive parents, stepparents, or adult guardians - whether or not they live with you.	94
242	The rules in my family are clear.	95
243	People in my family have serious arguments about the same things, and often insult or yell at each other.	95

244	When I am not at home, one of my parents knows where I am and who I am with.	95
245	My family has clear rules about alcohol and drug use.	96
246	If you skipped school would you be caught by your parents?	96
247	My parents ask if I've gotten my homework done.	96
248	Would your parents know if you did not come home on time?	97
249	Do you know how to properly dispose of leftover prescription drugs?	97
250	Have any of your brothers or sisters ever: drunk beer, wine or hard liquor (for example, vodka, whiskey or gin)?	97
251	Have any of your brothers or sisters ever: smoked marijuana?	97
252	Have any of your brothers or sisters ever: smoked cigarettes?	98
253	Have any of your brothers or sisters ever: taken a handgun to school?	98
254	Have any of your brothers or sisters ever: been suspended or expelled from school?	98
255	Have any of your brothers or sisters ever: used e-cigarettes, e-cigars or e-hookahs (vaping)?	98
256	Have any of your brothers or sisters ever: used prescription drugs not prescribed to him/her?	99
257	Have you changed homes in the past year (the last 12 months)?	99
258	How many times have you changed homes since kindergarten?	99
259	Have you changed schools (including changing from elementary to middle and middle to high school) in the past year?	99
260	How many times have you changed schools since kindergarten (including changing from elementary to middle and middle to high school)?	100
261	Has anyone in your family ever had severe alcohol or drug problems?	100
262	About how many adults (over 21) have you known personally who in the past year have: used marijuana, crack, cocaine, or other drugs?	100
263	About how many adults (over 21) have you known personally who in the past year have: sold or dealt drugs?	101
264	About how many adults (over 21) have you known personally who in the past year have: done other things that could get them in trouble with the police, like stealing, selling stolen goods, mugging or assaulting others, etc.?	101
265	About how many adults (over 21) have you known personally who in the past year have: gotten drunk or high?	101
266	How honest were you in filling out this survey?	102

List of Figures

1	Grade Chart	12
2	Gender Chart	13
3	Age Chart	14

1 INTRODUCTION

This report was generated from data collected on the *2018 Arkansas Prevention Needs Assessment Student Survey*. This report contains basic frequency tables of all data collected and graphs on the selected demographic variables of grade, gender and age.

Questions regarding the information found in this report can be directed to:

International Survey Associates dba Pride Surveys

Mr. Jay Gleaton

2140 Newmarket Parkway

Suite 116

Marietta, GA 30067

Telephone: (800) 279-6361

Fax: (770) 726-9327

Website: <http://www.pridesurveys.com>

Grade Chart

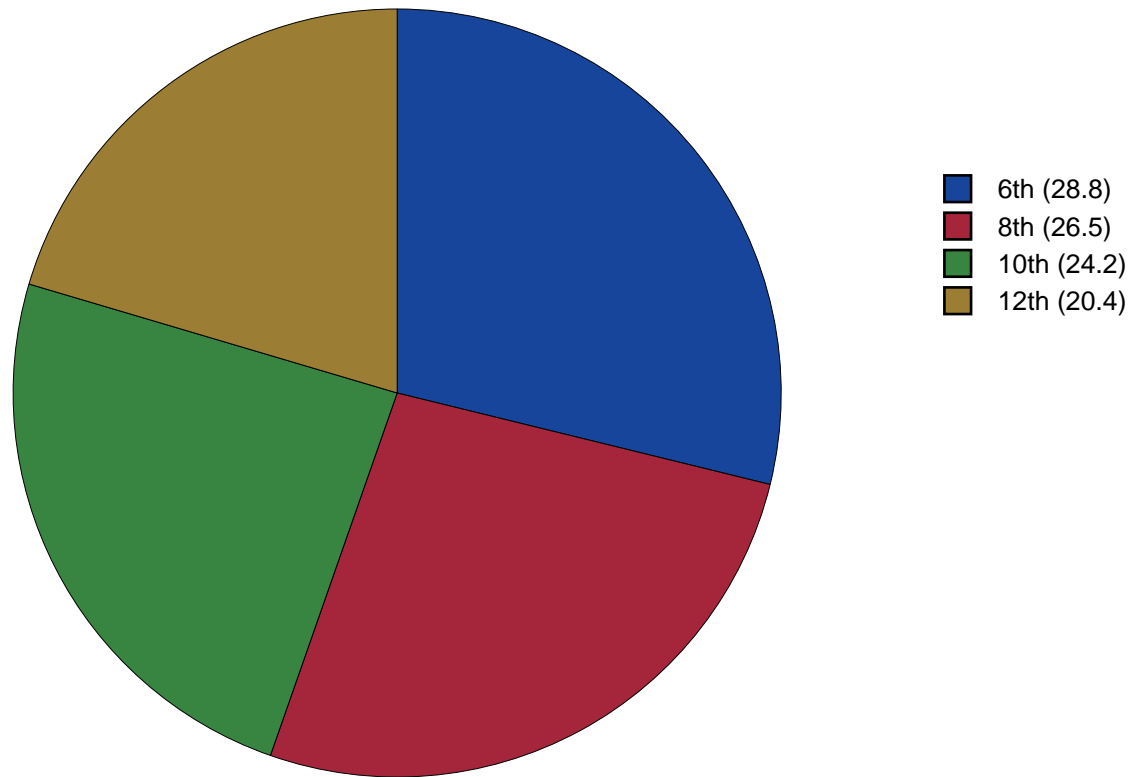


Figure 1: Grade Chart

Gender Chart

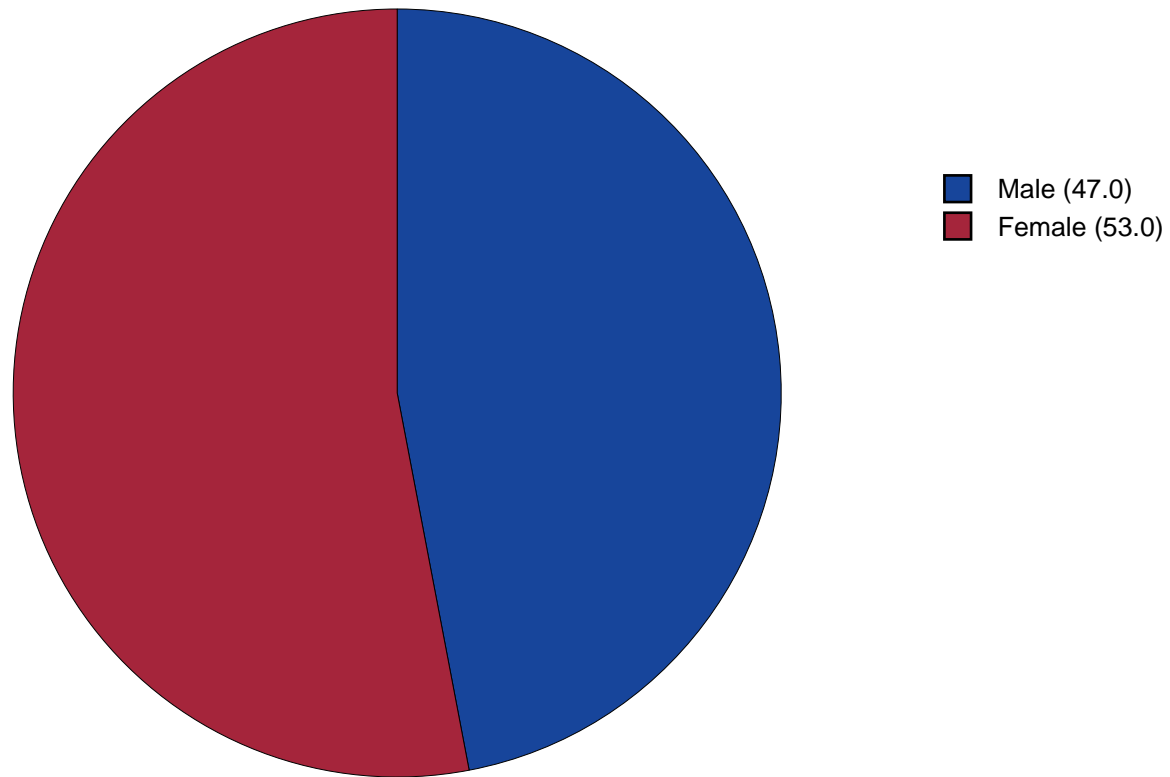


Figure 2: Gender Chart

Age Chart

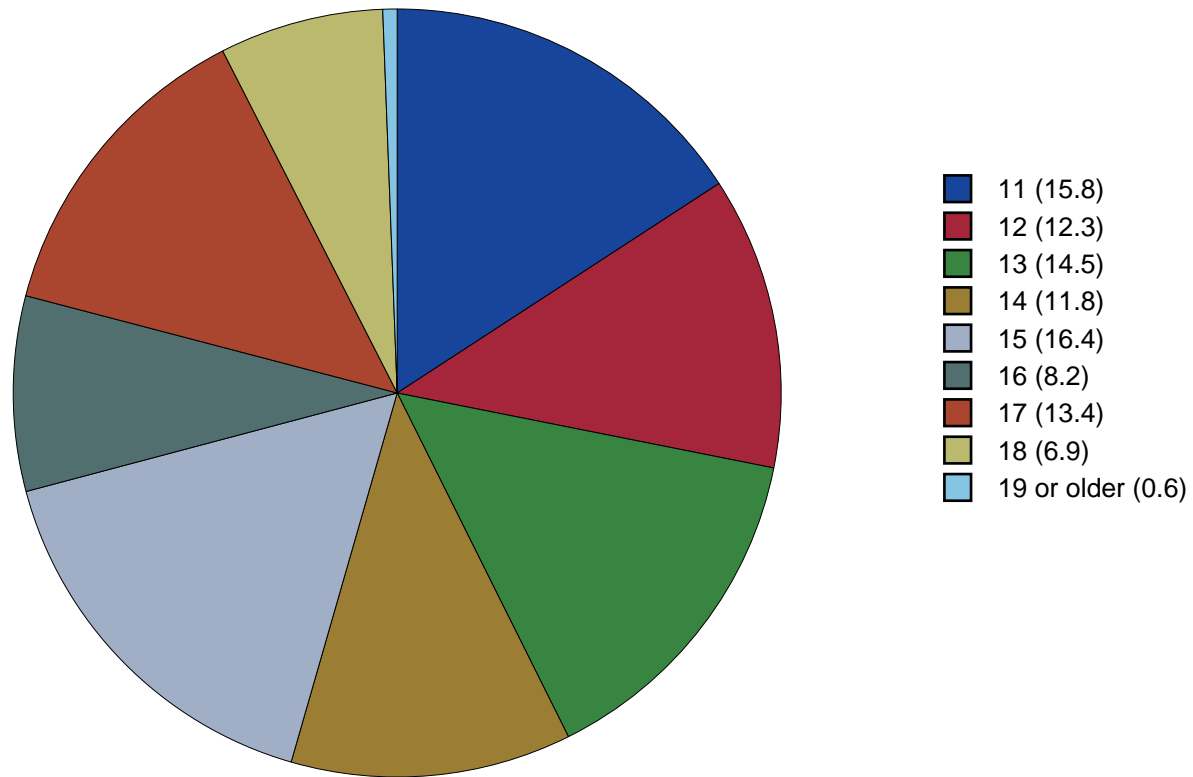


Figure 3: Age Chart

2 PERCENTAGE TABLES

The following tables contain frequency distribution detailing how your students responded to each question on the survey. The tables appear in the same order as the questions on the survey. The tables include breakdowns by grade level as well as overall percentages. The *N of Valid* row is a frequency count of the number of valid responses to each question for each grade and overall. The *N of Miss* row is a frequency count of the number of invalid (marked more than one response) or missing (i.e. did not respond) responses to each question for each grade and overall.

For the questions that allowed more than one response (i.e. race, live with, etc.) each response becomes a separate table. If a student did not mark the response, that was counted as a NO response, and if they did mark the response, that was counted as a YES response. Since a non response is a valid response for these questions, the *N of Miss* will always be zero for these questions.

Table 1: Gender



Response	6	8	10	12	Total	
Male	47.5	48.0	46.2	45.9	47.0	
Female	52.5	52.0	53.8	54.1	53.0	
N of Valid	486	442	403	344	1675	
N of Miss	16	20	19	11	66	

Table 2: Age










Response	6	8	10	12	Total	
10 or younger	0.0	0.0	0.0	0.0	0.0	
11	54.7	0.0	0.0	0.0	15.8	
12	42.3	0.2	0.0	0.0	12.3	
13	2.8	51.7	0.0	0.0	14.5	
14	0.2	43.9	0.5	0.0	11.8	
15	0.0	4.1	63.2	0.0	16.4	
16	0.0	0.0	33.7	0.3	8.2	
17	0.0	0.0	2.6	62.7	13.4	
18	0.0	0.0	0.0	33.9	6.9	
19 or older	0.0	0.0	0.0	3.1	0.6	
N of Valid	501	460	419	354	1734	
N of Miss	1	2	3	1	7	

Table 3: Are you Hispanic or Latino?



Response	6	8	10	12	Total	
No	92.0	91.9	93.5	91.4	92.2	
Yes	8.0	8.1	6.5	8.6	7.8	
N of Valid	487	443	403	348	1681	
N of Miss	15	19	19	7	60	

Table 4: What is your race? Black or African American



Response	6	8	10	12	Total	
No	53.3	46.4	40.6	42.2	46.1	
Yes	46.7	53.6	59.4	57.8	53.9	
N of Valid	501	455	419	351	1726	
N of Miss	0	0	0	0	0	

Table 5: What is your race? Asian



Response	6	8	10	12	Total	
No	99.4	98.7	97.6	98.0	98.5	
Yes	0.6	1.3	2.4	2.0	1.5	
N of Valid	501	455	419	351	1726	
N of Miss	0	0	0	0	0	

Table 6: What is your race? American Indian



Response	6	8	10	12	Total	
No	92.2	91.9	95.0	98.3	94.0	
Yes	7.8	8.1	5.0	1.7	6.0	
N of Valid	501	455	419	351	1726	
N of Miss	0	0	0	0	0	

Table 7: What is your race? Alaska Native



Response	6	8	10	12	Total	
No	100.0	99.3	99.8	100.0	99.8	
Yes	0.0	0.7	0.2	0.0	0.2	
N of Valid	501	455	419	351	1726	
N of Miss	0	0	0	0	0	

Table 8: What is your race? White



Response	6	8	10	12	Total	
No	51.1	55.2	60.4	59.0	56.0	
Yes	48.9	44.8	39.6	41.0	44.0	
N of Valid	501	455	419	351	1726	
N of Miss	0	0	0	0	0	

Table 9: What is your race? Native Hawaiian or Other Pacific Islander



Response	6	8	10	12	Total	
No	99.8	99.8	99.5	99.4	99.7	
Yes	0.2	0.2	0.5	0.6	0.3	
N of Valid	501	455	419	351	1726	
N of Miss	0	0	0	0	0	

Table 10: What is your race? Other



Response	6	8	10	12	Total	
No	90.4	91.9	95.2	97.4	93.4	
Yes	9.6	8.1	4.8	2.6	6.6	
N of Valid	501	455	419	351	1726	
N of Miss	0	0	0	0	0	

Table 11: What is the highest level of schooling completed by your mother or father?









Response	6	8	10	12	Total	
Completed grade school or less	4.3	3.8	2.6	0.6	3.0	
Some high school	4.1	5.7	15.2	15.7	9.6	
Completed high school	13.7	16.3	20.5	21.1	17.6	
Some college	9.2	13.0	12.6	18.6	13.0	
Completed college	23.7	25.6	27.9	22.3	24.9	
Graduate or professional school after college	11.8	9.3	8.3	10.6	10.0	
Don't know	30.0	24.1	10.0	9.4	19.3	
Does not apply	3.3	2.2	2.9	1.7	2.6	
N of Valid	490	453	420	350	1713	
N of Miss	12	9	2	5	28	

Table 12: Think of where you live most of the time. Which of the following people live there with you? Mother



Response	6	8	10	12	Total	
No	16.7	17.7	18.6	18.6	17.8	
Yes	83.3	82.3	81.4	81.4	82.2	
N of Valid	497	458	420	354	1729	
N of Miss	0	0	0	0	0	

Table 13: Think of where you live most of the time. Which of the following people live there with you? Stepmother



Response	6	8	10	12	Total	
No	94.0	91.9	96.4	96.3	94.5	
Yes	6.0	8.1	3.6	3.7	5.5	
N of Valid	497	458	420	354	1729	
N of Miss	0	0	0	0	0	

Table 14: Think of where you live most of the time. Which of the following people live there with you? Foster Mother



Response	6	8	10	12	Total	
No	98.6	98.9	98.3	100.0	98.9	
Yes	1.4	1.1	1.7	0.0	1.1	
N of Valid	497	458	420	354	1729	
N of Miss	0	0	0	0	0	

Table 15: Think of where you live most of the time. Which of the following people live there with you? Grandmother



Response	6	8	10	12	Total	
No	79.5	77.7	79.0	85.3	80.1	
Yes	20.5	22.3	21.0	14.7	19.9	
N of Valid	497	458	420	354	1729	
N of Miss	0	0	0	0	0	

Table 16: Think of where you live most of the time. Which of the following people live there with you? Aunt



Response	6	8	10	12	Total	
No	91.3	92.4	93.3	96.6	93.2	
Yes	8.7	7.6	6.7	3.4	6.8	
N of Valid	497	458	420	354	1729	
N of Miss	0	0	0	0	0	

Table 17: Think of where you live most of the time. Which of the following people live there with you? Father



Response	6	8	10	12	Total	
No	53.3	54.4	61.0	59.0	56.6	
Yes	46.7	45.6	39.0	41.0	43.4	
N of Valid	497	458	420	354	1729	
N of Miss	0	0	0	0	0	

Table 18: Think of where you live most of the time. Which of the following people live there with you? Stepfather



Response	6	8	10	12	Total	
No	86.3	82.3	81.7	86.2	84.1	
Yes	13.7	17.7	18.3	13.8	15.9	
N of Valid	497	458	420	354	1729	
N of Miss	0	0	0	0	0	

Table 19: Think of where you live most of the time. Which of the following people live there with you? Foster Father



Response	6	8	10	12	Total	
No	99.0	99.3	98.3	99.7	99.1	
Yes	1.0	0.7	1.7	0.3	0.9	
N of Valid	497	458	420	354	1729	
N of Miss	0	0	0	0	0	

Table 20: Think of where you live most of the time. Which of the following people live there with you? Grandfather



Response	6	8	10	12	Total	
No	89.5	90.0	90.2	91.5	90.2	
Yes	10.5	10.0	9.8	8.5	9.8	
N of Valid	497	458	420	354	1729	
N of Miss	0	0	0	0	0	

Table 21: Think of where you live most of the time. Which of the following people live there with you? Uncle



Response	6	8	10	12	Total	
No	92.8	93.0	93.6	96.0	93.7	
Yes	7.2	7.0	6.4	4.0	6.3	
N of Valid	497	458	420	354	1729	
N of Miss	0	0	0	0	0	

Table 22: Think of where you live most of the time. Which of the following people live there with you? Other Adults



Response	6	8	10	12	Total	
No	97.2	98.7	98.1	98.3	98.0	
Yes	2.8	1.3	1.9	1.7	2.0	
N of Valid	497	458	420	354	1729	
N of Miss	0	0	0	0	0	

Table 23: Think of where you live most of the time. Which of the following people live there with you? Brother(s)



Response	6	8	10	12	Total	
No	52.5	52.2	53.8	62.4	54.8	
Yes	47.5	47.8	46.2	37.6	45.2	
N of Valid	497	458	420	354	1729	
N of Miss	0	0	0	0	0	

Table 24: Think of where you live most of the time. Which of the following people live there with you? Stepbrother(s)



Response	6	8	10	12	Total	
No	95.6	93.0	96.4	97.5	95.5	
Yes	4.4	7.0	3.6	2.5	4.5	
N of Valid	497	458	420	354	1729	
N of Miss	0	0	0	0	0	

Table 25: Think of where you live most of the time. Which of the following people live there with you? Sister(s)



Response	6	8	10	12	Total	
No	54.9	52.6	56.7	63.3	56.4	
Yes	45.1	47.4	43.3	36.7	43.6	
N of Valid	497	458	420	354	1729	
N of Miss	0	0	0	0	0	

Table 26: Think of where you live most of the time. Which of the following people live there with you? Stepsister(s)

Response	6	8	10	12	Total	
No	95.2	93.9	97.6	98.0	96.0	
Yes	4.8	6.1	2.4	2.0	4.0	
N of Valid	497	458	420	354	1729	
N of Miss	0	0	0	0	0	

Table 27: Think of where you live most of the time. Which of the following people live there with you? Other Children

Response	6	8	10	12	Total	
No	93.2	93.2	94.3	92.9	93.4	
Yes	6.8	6.8	5.7	7.1	6.6	
N of Valid	497	458	420	354	1729	
N of Miss	0	0	0	0	0	

Table 28: In my school, students have lots of chances to help decide things like class activities and rules.

Response	6	8	10	12	Total	
NO!	16.8	20.1	16.5	20.1	18.3	
no	33.3	37.8	36.4	38.7	36.3	
yes	39.4	34.9	38.3	36.7	37.4	
YES!	10.5	7.2	8.7	4.6	8.0	
N of Valid	493	447	412	349	1701	
N of Miss	9	15	10	6	40	

Table 29: Teachers ask me to work on special classroom projects.

Response	6	8	10	12	Total	
NO!	13.0	11.6	9.1	13.7	11.8	
no	31.3	39.7	36.6	32.7	35.0	
yes	40.6	38.7	45.7	44.3	42.1	
YES!	15.1	10.0	8.6	9.3	11.0	
N of Valid	483	431	407	343	1664	
N of Miss	19	31	15	12	77	

Table 30: My teacher(s) notices when I am doing a good job and lets me know about it.

Response	6	8	10	12	Total
NO!	5.0	12.0	7.6	10.2	8.5
no	14.0	20.5	21.5	24.5	19.7
yes	45.1	45.5	52.9	48.7	47.8
YES!	35.9	21.9	18.0	16.6	23.9
N of Valid	479	424	395	343	1641
N of Miss	23	38	27	12	100

Table 31: There are lots of chances for students in my school to get involved in sports, clubs, and other school activities outside of class.

Response	6	8	10	12	Total
NO!	6.2	4.7	5.2	5.3	5.4
no	13.0	11.3	9.1	11.7	11.3
yes	42.4	39.7	45.7	47.4	43.5
YES!	38.4	44.2	40.0	35.7	39.8
N of Valid	484	443	407	342	1676
N of Miss	18	19	15	13	65

Table 32: There are lots of chances for students in my school to talk with a teacher one-on-one.

Response	6	8	10	12	Total
NO!	3.7	11.1	8.4	8.7	7.8
no	14.5	20.4	20.4	21.5	18.9
yes	46.1	46.6	51.0	50.6	48.3
YES!	35.7	21.9	20.2	19.2	24.9
N of Valid	488	442	406	344	1680
N of Miss	14	20	16	11	61

Table 33: I feel safe at my school.


Response	6	8	10	12	Total	
NO!	9.5	15.0	16.5	16.1	14.0	
no	12.2	21.5	22.0	19.0	18.4	
yes	44.4	47.1	52.1	55.8	49.3	
YES!	33.8	16.4	9.4	9.1	18.2	
N of Valid	482	433	405	342	1662	
N of Miss	20	29	17	13	79	

Table 34: The school lets my parents know when I have done something well.

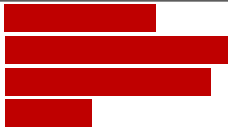
Response	6	8	10	12	Total	
NO!	9.8	27.5	24.6	30.7	22.4	
no	28.9	35.0	39.6	35.7	34.5	
yes	37.2	27.0	29.7	30.7	31.4	
YES!	24.1	10.5	6.1	2.9	11.8	
N of Valid	481	440	407	345	1673	
N of Miss	21	22	15	10	68	

Table 35: My teachers praise me when I work hard in school.


Response	6	8	10	12	Total	
NO!	13.5	18.8	15.3	19.9	16.6	
no	29.6	36.4	35.0	33.3	33.5	
yes	38.9	34.3	40.9	37.7	37.9	
YES!	18.0	10.5	8.9	9.1	12.0	
N of Valid	483	437	406	342	1668	
N of Miss	19	25	16	13	73	

Table 36: Are your school grades better than the grades of most students in your class?

Response	6	8	10	12	Total
NO!	6.6	7.6	7.5	6.1	7.0
no	30.8	29.0	21.1	19.0	25.6
yes	42.9	42.5	53.7	54.4	47.8
YES!	19.7	20.9	17.7	20.5	19.7
N of Valid	483	435	402	342	1662
N of Miss	19	27	20	13	79

Table 37: I have lots of chances to be part of class discussions or activities.

Response	6	8	10	12	Total
NO!	4.3	6.8	4.7	7.0	5.6
no	15.5	18.0	16.5	17.3	16.8
yes	46.2	55.9	58.6	58.1	54.2
YES!	34.0	19.2	20.2	17.6	23.4
N of Valid	485	438	406	341	1670
N of Miss	17	24	16	14	71

Table 38: Now thinking back over the past year in school, how often did you: enjoy being in school?

Response	6	8	10	12	Total
Never	9.4	12.0	15.9	18.1	13.4
Seldom	13.5	19.2	15.9	20.5	17.0
Sometimes	37.4	40.5	45.0	33.0	39.2
Often	20.7	19.9	18.1	21.9	20.1
Almost always	19.0	8.4	5.1	6.4	10.3
N of Valid	489	442	409	342	1682
N of Miss	13	20	13	13	59

Table 39: Now thinking back over the past year in school, how often did you: hate being in school?

Response	6	8	10	12	Total	
Never	11.9	5.8	2.0	4.7	6.4	
Seldom	23.8	20.3	16.2	15.3	19.3	
Sometimes	34.8	34.1	39.2	34.2	35.6	
Often	14.2	18.2	22.7	26.8	19.9	
Almost always	15.4	21.7	20.0	18.9	18.9	
N of Valid	480	434	401	339	1654	
N of Miss	22	28	21	16	87	

Table 40: Now thinking back over the past year in school, how often did you: try to do your best work in school?

Response	6	8	10	12	Total	
Never	0.8	0.5	1.5	1.5	1.0	
Seldom	1.7	2.3	3.2	2.3	2.3	
Sometimes	7.7	9.8	14.0	12.3	10.7	
Often	17.6	26.5	28.9	27.9	24.8	
Almost always	72.2	61.0	52.5	56.0	61.1	
N of Valid	482	441	408	341	1672	
N of Miss	20	21	14	14	69	

Table 41: How often do you feel that the school work you are assigned is meaningful and important?

Response	6	8	10	12	Total	
Never	5.7	4.5	6.9	9.3	6.4	
Seldom	8.0	15.7	20.9	24.2	16.5	
Sometimes	25.5	39.5	38.3	38.8	35.0	
Often	27.9	24.1	24.8	21.0	24.7	
Almost always	32.9	16.1	9.1	6.7	17.4	
N of Valid	487	440	407	343	1677	
N of Miss	15	22	15	12	64	

Table 42: Putting them all together, what were your grades like last year?

Response	6	8	10	12	Total
Mostly F's	1.9	2.3	0.5	0.6	1.4
Mostly D's	3.9	5.0	4.9	2.3	4.1
Mostly C's	17.6	16.1	15.0	20.1	17.1
Mostly B's	40.0	41.0	42.2	39.0	40.6
Mostly A's	36.5	35.6	37.5	38.1	36.8
N of Valid	482	441	408	344	1675
N of Miss	20	21	14	11	66

Table 43: How important do you think the things you are learning in school are going to be for your later life?

Response	6	8	10	12	Total
Very important	52.8	24.8	16.9	12.5	28.4
Quite important	20.0	26.9	23.5	21.7	23.0
Fairly important	16.9	29.3	27.7	32.8	26.1
Slightly important	8.9	14.7	25.2	22.3	17.1
Not at all important	1.4	4.3	6.6	10.7	5.4
N of Valid	485	443	408	345	1681
N of Miss	17	19	14	10	60

Table 44: During the LAST FOUR WEEKS how many whole days of school have you missed because you skipped or "cut"?

Response	6	8	10	12	Total
None	53.8	59.6	68.0	60.7	60.2
1	16.3	13.5	11.5	10.4	13.2
2	12.0	9.5	6.8	11.0	9.9
3	7.1	7.7	5.9	7.2	7.0
4-5	7.5	5.9	5.9	6.6	6.5
6-10	2.2	1.6	1.0	2.9	1.9
11 or more	1.0	2.3	1.0	1.2	1.4
N of Valid	491	443	409	346	1689
N of Miss	11	19	13	9	52

Table 45: What are the chances you would be seen as cool if you: smoked cigarettes?






Response	6	8	10	12	Total	
No or very little chance	88.0	74.2	72.8	77.8	78.7	
Little chance	5.8	9.8	12.8	8.8	9.1	
Some chance	2.9	7.9	8.1	6.4	6.2	
Pretty good chance	2.1	4.8	4.3	4.7	3.8	
Very good chance	1.2	3.3	2.0	2.3	2.2	
N of Valid	482	419	397	342	1640	
N of Miss	20	43	25	13	101	

Table 46: What are the chances you would be seen as cool if you: worked hard at school?






Response	6	8	10	12	Total	
No or very little chance	5.4	12.0	11.0	12.1	9.8	
Little chance	8.3	12.5	13.3	15.0	12.0	
Some chance	12.2	14.9	24.8	19.1	17.4	
Pretty good chance	28.7	28.8	28.6	26.8	28.3	
Very good chance	45.5	31.7	22.3	27.1	32.6	
N of Valid	484	416	391	340	1631	
N of Miss	18	46	31	15	110	

Table 47: What are the chances you would be seen as cool if you: began drinking alcoholic beverages regularly, that is, at least once or twice a month?






Response	6	8	10	12	Total	
No or very little chance	84.7	65.2	58.2	54.5	67.0	
Little chance	7.9	12.6	12.5	15.2	11.7	
Some chance	3.1	7.4	13.0	15.0	9.1	
Pretty good chance	2.3	8.6	10.7	9.7	7.5	
Very good chance	2.1	6.2	5.6	5.6	4.7	
N of Valid	483	419	392	341	1635	
N of Miss	19	43	30	14	106	

Table 48: What are the chances you would be seen as cool if you: defended someone who was being bullied?

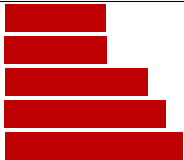
Response	6	8	10	12	Total	
No or very little chance	9.5	16.2	15.4	15.9	14.0	
Little chance	9.3	14.8	17.0	17.4	14.2	
Some chance	15.8	17.7	27.6	25.0	21.0	
Pretty good chance	23.9	26.5	22.5	22.6	24.0	
Very good chance	41.5	24.8	17.5	19.1	26.8	
N of Valid	482	419	395	340	1636	
N of Miss	20	43	27	15	105	

Table 49: What are the chances you would be seen as cool if you: smoked marijuana?


Response	6	8	10	12	Total	
No or very little chance	86.8	64.0	55.9	50.0	65.8	
Little chance	5.8	11.0	6.8	13.5	9.0	
Some chance	2.3	8.6	9.6	9.1	7.1	
Pretty good chance	2.1	6.7	12.2	12.3	7.8	
Very good chance	2.9	9.6	15.4	15.2	10.2	
N of Valid	479	417	395	342	1633	
N of Miss	23	45	27	13	108	

Table 50: What are the chances you would be seen as cool if you: carried a handgun?


Response	6	8	10	12	Total	
No or very little chance	76.6	70.8	69.6	67.1	71.5	
Little chance	10.2	11.5	10.5	12.9	11.2	
Some chance	5.0	6.7	8.7	8.5	7.1	
Pretty good chance	4.6	4.8	5.6	3.8	4.7	
Very good chance	3.5	6.2	5.6	7.6	5.6	
N of Valid	479	418	392	340	1629	
N of Miss	23	44	30	15	112	

Table 51: What are the chances you would be seen as cool if you: used e-cigarettes, e-cigars or e-hookahs (vaping)?






Response	6	8	10	12	Total	
No or very little chance	85.6	62.8	58.8	60.5	68.1	
Little chance	5.8	7.9	8.5	11.2	8.1	
Some chance	3.5	9.1	8.5	8.3	7.1	
Pretty good chance	2.5	6.7	9.8	9.7	6.8	
Very good chance	2.5	13.4	14.4	10.3	9.8	
N of Valid	480	417	388	339	1624	
N of Miss	22	45	34	16	117	

Table 52: What are the chances you would be seen as cool if you: bullied someone or cyber bullied someone?






Response	6	8	10	12	Total	
No or very little chance	85.6	62.8	58.8	60.5	68.1	
Little chance	5.8	7.9	8.5	11.2	8.1	
Some chance	3.5	9.1	8.5	8.3	7.1	
Pretty good chance	2.5	6.7	9.8	9.7	6.8	
Very good chance	2.5	13.4	14.4	10.3	9.8	
N of Valid	480	417	388	339	1624	
N of Miss	22	45	34	16	117	

Table 53: Think of your four best friends (the friends you feel closest to). In the past year (12 months), how many of your best friends have: participated in clubs, organizations or activities at school?






Response	6	8	10	12	Total	
0	20.6	24.0	16.2	21.5	20.6	
1	14.5	13.1	13.1	18.5	14.7	
2	13.1	19.3	18.2	17.6	16.9	
3	16.2	16.4	12.6	13.8	14.9	
4	35.6	27.1	39.9	28.5	33.0	
N of Valid	475	420	396	340	1631	
N of Miss	27	42	26	15	110	

Table 54: Think of your four best friends (the friends you feel closest to). In the past year (12 months), how many of your best friends have: smoked cigarettes?






Response	6	8	10	12	Total	
0	94.2	81.0	80.9	78.9	84.4	
1	3.6	8.7	8.2	10.1	7.4	
2	1.3	5.1	4.9	4.8	3.9	
3	0.4	1.9	3.1	2.4	1.9	
4	0.4	3.4	2.8	3.9	2.5	
N of Valid	469	415	388	336	1608	
N of Miss	33	47	34	19	133	

Table 55: Think of your four best friends (the friends you feel closest to). In the past year (12 months), how many of your best friends have: tried beer, wine or hard liquor (for example, vodka, whiskey, or gin) when their parents didn't know about it?






Response	6	8	10	12	Total	
0	84.7	65.4	56.5	53.4	66.5	
1	9.5	13.8	11.5	12.6	11.7	
2	2.5	7.4	10.2	9.4	7.0	
3	1.0	4.5	7.1	9.4	5.1	
4	2.3	8.8	14.8	15.2	9.7	
N of Valid	484	419	393	341	1637	
N of Miss	18	43	29	14	104	

Table 56: Think of your four best friends (the friends you feel closest to). In the past year (12 months), how many of your best friends have: used e-cigarettes, e-cigars, or e-hookahs?






Response	6	8	10	12	Total	
0	93.6	73.6	68.0	71.3	77.6	
1	4.2	9.8	8.9	9.4	7.8	
2	1.2	5.0	7.6	3.2	4.2	
3	0.6	3.6	6.1	5.9	3.8	
4	0.4	8.1	9.4	10.3	6.6	
N of Valid	481	420	394	341	1636	
N of Miss	21	42	28	14	105	

Table 57: Think of your four best friends (the friends you feel closest to). In the past year (12 months), how many of your best friends have: used marijuana?






Response	6	8	10	12	Total	
0	96.1	75.4	62.9	58.9	75.1	
1	1.9	10.7	9.1	11.4	7.9	
2	1.5	5.0	11.2	7.9	6.1	
3	0.4	4.5	5.3	7.9	4.2	
4	0.2	4.3	11.4	13.8	6.8	
N of Valid	482	419	394	341	1636	
N of Miss	20	43	28	14	105	

Table 58: Think of your four best friends (the friends you feel closest to). In the past year (12 months), how many of your best friends have: used prescription drugs or non-prescription drugs for the purpose of getting high?






Response	6	8	10	12	Total	
0	96.0	85.8	79.8	87.9	87.8	
1	1.9	7.7	8.4	6.2	5.8	
2	1.0	3.1	4.3	2.4	2.6	
3	0.6	1.2	2.6	0.9	1.3	
4	0.4	2.2	4.9	2.6	2.4	
N of Valid	480	416	391	340	1627	
N of Miss	22	46	31	15	114	

Table 59: Think of your four best friends (the friends you feel closest to). In the past year (12 months), how many of your best friends have: used synthetic marijuana (K2, spice) or bath salts?






Response	6	8	10	12	Total	
0	98.3	96.2	92.4	97.1	96.1	
1	1.0	1.2	2.8	1.5	1.6	
2	0.6	1.2	1.8	0.9	1.1	
3	0.0	1.0	1.3	0.3	0.6	
4	0.0	0.5	1.8	0.3	0.6	
N of Valid	480	419	395	339	1633	
N of Miss	22	43	27	16	108	

Table 60: Think of your four best friends (the friends you feel closest to). In the past year (12 months), how many of your best friends have: used LSD, cocaine, amphetamines, or other illegal drugs?






Response	6	8	10	12	Total	
0	98.3	95.7	91.1	94.4	95.1	
1	0.6	2.6	3.8	3.5	2.5	
2	0.8	1.2	2.0	0.6	1.2	
3	0.0	0.2	1.3	0.3	0.4	
4	0.2	0.2	1.8	1.2	0.8	
N of Valid	480	417	395	341	1633	
N of Miss	22	45	27	14	108	

Table 61: Think of your four best friends (the friends you feel closest to). In the past year (12 months), how many of your best friends have: been bullied?






Response	6	8	10	12	Total	
0	42.0	46.3	59.5	72.4	53.7	
1	25.3	23.7	14.2	12.1	19.5	
2	12.1	11.3	9.4	6.5	10.1	
3	7.3	7.2	6.6	2.6	6.1	
4	13.4	11.5	10.2	6.5	10.7	
N of Valid	479	417	393	340	1629	
N of Miss	23	45	29	15	112	

Table 62: Think of your four best friends (the friends you feel closest to). In the past year (12 months), how many of your best friends have: been suspended from school?






Response	6	8	10	12	Total	
0	58.1	47.5	52.9	68.9	56.4	
1	16.4	20.6	19.2	14.7	17.8	
2	12.4	12.7	9.2	7.3	10.7	
3	4.6	6.0	9.0	4.4	6.0	
4	8.4	13.2	9.7	4.7	9.2	
N of Valid	475	417	391	341	1624	
N of Miss	27	45	31	14	117	

Table 63: Think of your four best friends (the friends you feel closest to). In the past year (12 months), how many of your best friends have: carried a handgun?






Response	6	8	10	12	Total	
0	90.2	89.0	89.6	90.6	89.8	
1	4.4	5.7	4.3	4.4	4.7	
2	1.5	1.9	3.3	0.9	1.9	
3	1.7	0.7	1.3	1.2	1.2	
4	2.3	2.6	1.5	2.9	2.3	
N of Valid	479	420	394	342	1635	
N of Miss	23	42	28	13	106	

Table 64: Think of your four best friends (the friends you feel closest to). In the past year (12 months), how many of your best friends have: sold illegal drugs?






Response	6	8	10	12	Total	
0	96.2	94.5	88.8	89.1	92.5	
1	2.3	3.6	5.9	4.1	3.9	
2	0.4	1.4	2.3	4.1	1.9	
3	0.0	0.2	1.5	1.2	0.7	
4	1.0	0.2	1.5	1.5	1.0	
N of Valid	478	420	393	339	1630	
N of Miss	24	42	29	16	111	

Table 65: Think of your four best friends (the friends you feel closest to). In the past year (12 months), how many of your best friends have: regularly attended religious services?






Response	6	8	10	12	Total	
0	51.2	42.7	36.7	47.2	44.7	
1	9.8	12.4	13.8	16.2	12.8	
2	7.7	15.3	20.9	17.1	14.8	
3	10.0	13.1	14.3	10.0	11.9	
4	21.3	16.5	14.3	9.4	15.9	
N of Valid	469	419	392	339	1619	
N of Miss	33	43	30	16	122	

Table 66: Think of your four best friends (the friends you feel closest to). In the past year (12 months), how many of your best friends have: stolen or tried to steal a motor vehicle such as a car or motorcycle?






Response	6	8	10	12	Total	
0	97.5	93.3	92.8	96.2	95.0	
1	0.8	4.6	3.1	1.8	2.5	
2	1.3	1.0	1.8	1.8	1.4	
3	0.2	0.7	1.3	0.3	0.6	
4	0.2	0.5	1.0	0.0	0.4	
N of Valid	476	415	389	340	1620	
N of Miss	26	47	33	15	121	

Table 67: Think of your four best friends (the friends you feel closest to). In the past year (12 months), how many of your best friends have: been arrested?






Response	6	8	10	12	Total	
0	94.8	86.3	85.7	90.3	89.5	
1	3.1	8.9	5.4	7.0	6.0	
2	1.0	2.4	4.6	1.2	2.3	
3	0.4	0.5	2.3	1.5	1.1	
4	0.6	1.9	2.0	0.0	1.2	
N of Valid	478	417	391	341	1627	
N of Miss	24	45	31	14	114	

Table 68: Think of your four best friends (the friends you feel closest to). In the past year (12 months), how many of your best friends have: dropped out of school?






Response	6	8	10	12	Total	
0	95.4	96.0	95.7	95.6	95.6	
1	1.9	3.3	1.8	2.6	2.4	
2	0.8	0.0	1.5	1.2	0.9	
3	0.6	0.2	0.8	0.3	0.5	
4	1.3	0.5	0.3	0.3	0.6	
N of Valid	477	421	391	341	1630	
N of Miss	25	41	31	14	111	

Table 69: Think of your four best friends (the friends you feel closest to). In the past year (12 months), how many of your best friends have: been members of a gang?






Response	6	8	10	12	Total	
0	90.0	83.8	87.0	88.3	87.3	
1	4.4	6.4	4.3	4.1	4.8	
2	2.3	3.6	2.8	2.6	2.8	
3	1.0	1.9	1.8	1.2	1.5	
4	2.3	4.3	4.1	3.8	3.6	
N of Valid	480	421	391	341	1633	
N of Miss	22	41	31	14	108	

Table 70: How old were you when you first: smoked marijuana?










Response	6	8	10	12	Total	
Never	98.3	86.0	75.5	68.1	83.4	
10 or younger	0.4	0.2	1.3	0.3	0.5	
11	0.8	2.4	1.0	0.9	1.3	
12	0.4	4.3	1.8	3.8	2.4	
13	0.0	5.7	5.1	3.8	3.5	
14	0.0	1.2	6.3	5.3	2.9	
15	0.0	0.2	7.1	4.1	2.6	
16	0.0	0.0	2.0	7.0	1.9	
17 or older	0.0	0.0	0.0	6.7	1.4	
N of Valid	484	421	396	342	1643	
N of Miss	18	41	26	13	98	

Table 71: How old were you when you first: smoked a cigarette, even just a puff?


Response	6	8	10	12	Total	
Never	92.7	83.4	80.4	78.1	84.3	
10 or younger	4.2	5.9	5.7	4.7	5.1	
11	2.3	2.2	2.3	1.8	2.2	
12	0.6	3.7	1.5	3.0	2.1	
13	0.0	4.1	1.8	1.8	1.9	
14	0.0	0.7	4.6	3.8	2.1	
15	0.0	0.0	2.3	1.2	0.8	
16	0.0	0.0	1.3	2.7	0.9	
17 or older	0.2	0.0	0.0	3.0	0.7	
N of Valid	480	410	388	338	1616	
N of Miss	22	52	34	17	125	

Table 72: How old were you when you first: had more than a sip or two of beer, wine or hard liquor (for example, vodka, whiskey, or gin)?


Response	6	8	10	12	Total	
Never	85.3	67.6	58.7	54.3	67.9	
10 or younger	9.5	9.9	7.1	5.3	8.1	
11	4.5	3.4	3.5	2.3	3.5	
12	0.6	6.0	2.3	3.8	3.1	
13	0.0	11.4	4.8	3.2	4.7	
14	0.0	1.4	10.1	3.2	3.5	
15	0.0	0.2	10.6	7.0	4.1	
16	0.0	0.0	2.8	11.7	3.1	
17 or older	0.0	0.0	0.0	9.1	1.9	
N of Valid	484	414	395	341	1634	
N of Miss	18	48	27	14	107	

Table 73: How old were you when you first: began drinking alcoholic beverages regularly, that is, at least once or twice a month?










Response	6	8	10	12	Total	
Never	98.6	91.1	89.3	81.0	90.7	
10 or younger	0.8	1.2	0.8	0.3	0.8	
11	0.4	1.2	1.3	0.6	0.9	
12	0.2	1.2	0.3	1.5	0.7	
13	0.0	4.6	1.5	1.8	1.9	
14	0.0	0.7	1.8	2.3	1.1	
15	0.0	0.0	4.1	1.8	1.3	
16	0.0	0.0	1.0	1.8	0.6	
17 or older	0.0	0.0	0.0	9.1	1.9	
N of Valid	483	414	393	342	1632	
N of Miss	19	48	29	13	109	

Table 74: How old were you when you first: used Pegaramide (peg, Peggy)?


Response	6	8	10	12	Total	
Never	100.0	100.0	100.0	100.0	100.0	
10 or younger	0.0	0.0	0.0	0.0	0.0	
11	0.0	0.0	0.0	0.0	0.0	
12	0.0	0.0	0.0	0.0	0.0	
13	0.0	0.0	0.0	0.0	0.0	
14	0.0	0.0	0.0	0.0	0.0	
15	0.0	0.0	0.0	0.0	0.0	
16	0.0	0.0	0.0	0.0	0.0	
17 or older	0.0	0.0	0.0	0.0	0.0	
N of Valid	477	415	395	341	1628	
N of Miss	25	47	27	14	113	

Table 75: How old were you when you first: got suspended from school?










Response	6	8	10	12	Total	
Never	73.8	66.0	61.0	65.0	66.9	
10 or younger	15.5	9.6	10.3	7.1	11.0	
11	7.6	5.3	4.8	1.8	5.1	
12	2.7	8.9	5.0	5.3	5.4	
13	0.0	8.4	5.3	5.3	4.5	
14	0.0	1.4	7.3	5.0	3.2	
15	0.0	0.2	5.0	4.4	2.2	
16	0.0	0.0	0.8	3.8	1.0	
17 or older	0.4	0.2	0.5	2.4	0.8	
N of Valid	485	418	397	340	1640	
N of Miss	17	44	25	15	101	

Table 76: How old were you when you first: got arrested?










Response	6	8	10	12	Total	
Never	98.8	93.1	91.4	94.2	94.6	
10 or younger	0.4	0.0	1.3	0.6	0.5	
11	0.2	0.7	0.8	0.3	0.5	
12	0.6	2.4	1.3	0.6	1.2	
13	0.0	2.9	1.3	0.3	1.1	
14	0.0	0.7	2.0	1.2	0.9	
15	0.0	0.0	1.8	0.9	0.6	
16	0.0	0.0	0.0	1.5	0.3	
17 or older	0.0	0.2	0.3	0.6	0.2	
N of Valid	485	419	397	342	1643	
N of Miss	17	43	25	13	98	

Table 77: How old were you when you first: carried a handgun?










Response	6	8	10	12	Total	
Never	91.0	90.2	93.0	91.8	91.4	
10 or younger	4.4	1.4	0.5	0.6	1.9	
11	2.9	1.2	0.8	1.2	1.6	
12	1.0	2.2	0.5	0.6	1.1	
13	0.2	3.4	0.8	0.6	1.2	
14	0.2	0.7	2.5	0.6	1.0	
15	0.0	0.5	1.0	0.6	0.5	
16	0.0	0.2	0.8	1.2	0.5	
17 or older	0.2	0.2	0.3	2.9	0.8	
N of Valid	480	417	398	342	1637	
N of Miss	22	45	24	13	104	

Table 78: How old were you when you first: used e-cigarettes, e-cigars, or e-hookahs (vaping)?










Response	6	8	10	12	Total	
Never	95.7	80.7	79.0	77.8	84.1	
10 or younger	1.7	2.9	0.5	0.6	1.5	
11	2.1	1.2	1.3	0.6	1.3	
12	0.6	3.8	1.5	0.6	1.6	
13	0.0	8.6	1.8	2.3	3.1	
14	0.0	2.6	5.3	2.0	2.4	
15	0.0	0.0	7.6	3.5	2.6	
16	0.0	0.0	3.0	5.0	1.8	
17 or older	0.0	0.2	0.0	7.6	1.6	
N of Valid	483	419	396	342	1640	
N of Miss	19	43	26	13	101	

Table 79: How old were you when you first: belonged to a gang?










Response	6	8	10	12	Total	
Never	96.9	93.3	92.2	94.2	94.3	
10 or younger	1.2	0.2	1.0	0.9	0.9	
11	1.2	2.1	0.8	0.6	1.2	
12	0.2	1.4	0.8	0.9	0.8	
13	0.4	2.1	1.0	0.6	1.0	
14	0.0	0.5	2.0	0.9	0.8	
15	0.0	0.2	1.8	0.6	0.6	
16	0.0	0.0	0.5	0.9	0.3	
17 or older	0.0	0.0	0.0	0.6	0.1	
N of Valid	483	419	395	342	1639	
N of Miss	19	43	27	13	102	

Table 80: How old were you when you first: used prescription drugs not prescribed to you?










Response	6	8	10	12	Total	
Never	97.5	93.3	88.9	89.5	92.7	
10 or younger	0.6	1.7	2.5	1.5	1.5	
11	1.4	0.2	0.5	0.9	0.8	
12	0.2	2.2	1.0	0.9	1.0	
13	0.0	1.9	1.0	1.5	1.0	
14	0.0	0.7	2.3	0.9	0.9	
15	0.0	0.0	3.0	1.5	1.0	
16	0.0	0.0	0.8	2.6	0.7	
17 or older	0.2	0.0	0.0	0.9	0.2	
N of Valid	484	416	396	342	1638	
N of Miss	18	46	26	13	103	

Table 81: How wrong do you think it is for someone your age to: take a handgun to school?





Response	6	8	10	12	Total	
Very wrong	93.2	88.4	85.4	89.1	89.2	
Wrong	4.3	8.8	10.1	6.5	7.3	
A little bit wrong	1.9	1.9	2.3	3.2	2.3	
Not at all wrong	0.6	0.9	2.3	1.2	1.2	
N of Valid	484	422	397	339	1642	
N of Miss	18	40	25	16	99	

Table 82: How wrong do you think it is for someone your age to: steal anything?





Response	6	8	10	12	Total	
Very wrong	70.7	66.3	69.8	75.2	70.3	
Wrong	23.8	24.6	21.9	19.8	22.7	
A little bit wrong	4.4	7.0	5.5	4.4	5.4	
Not at all wrong	1.1	2.2	2.8	0.6	1.7	
N of Valid	475	415	397	339	1626	
N of Miss	27	47	25	16	115	

Table 83: How wrong do you think it is for someone your age to: pick a fight with someone?





Response	6	8	10	12	Total	
Very wrong	48.0	42.8	51.6	62.2	50.5	
Wrong	28.3	29.5	29.4	22.1	27.6	
A little bit wrong	18.9	22.1	15.4	13.6	17.8	
Not at all wrong	4.8	5.7	3.5	2.1	4.2	
N of Valid	481	421	395	339	1636	
N of Miss	21	41	27	16	105	

Table 84: How wrong do you think it is for someone your age to: attack someone with the idea of seriously hurting them?





Response	6	8	10	12	Total	
Very wrong	84.9	72.7	70.6	77.4	76.8	
Wrong	10.6	18.3	16.5	16.0	15.1	
A little bit wrong	2.3	5.9	8.6	5.9	5.5	
Not at all wrong	2.3	3.1	4.3	0.6	2.6	
N of Valid	483	421	394	337	1635	
N of Miss	19	41	28	18	106	

Table 85: How wrong do you think it is for someone your age to: stay away from school all day when their parents think they are at school?





Response	6	8	10	12	Total	
Very wrong	79.1	66.4	59.2	63.3	67.8	
Wrong	14.5	23.9	24.5	24.6	21.4	
A little bit wrong	5.2	7.1	13.0	9.8	8.5	
Not at all wrong	1.2	2.6	3.3	2.4	2.3	
N of Valid	484	422	392	338	1636	
N of Miss	18	40	30	17	105	

Table 86: How wrong do you think it is for someone your age to: drink beer, wine or hard liquor (for example, vodka, whiskey, or gin) regularly?





Response	6	8	10	12	Total	
Very wrong	89.2	68.6	59.6	56.8	70.0	
Wrong	7.3	15.8	17.2	17.8	14.0	
A little bit wrong	2.7	10.4	16.7	18.9	11.4	
Not at all wrong	0.8	5.2	6.6	6.5	4.5	
N of Valid	482	423	396	338	1639	
N of Miss	20	39	26	17	102	

Table 87: How wrong do you think it is for someone your age to: smoke cigarettes?

Response	6	8	10	12	Total	
Very wrong	89.4	76.0	75.3	69.7	78.5	
Wrong	8.9	14.7	13.1	17.9	13.3	
A little bit wrong	0.6	5.5	7.3	7.6	4.9	
Not at all wrong	1.0	3.8	4.3	4.7	3.3	
N of Valid	482	421	396	340	1639	
N of Miss	20	41	26	15	102	

Table 88: How wrong do you think it is for someone your age to: smoke marijuana?

Response	6	8	10	12	Total	
Very wrong	93.4	72.0	58.2	53.1	71.1	
Wrong	4.4	13.0	13.6	14.2	10.8	
A little bit wrong	1.5	7.6	13.6	18.3	9.4	
Not at all wrong	0.8	7.3	14.6	14.5	8.6	
N of Valid	482	422	390	339	1633	
N of Miss	20	40	32	16	108	

Table 89: How wrong do you think it is for someone your age to: use prescription drugs or non-prescription drugs for the purpose of getting high?

Response	6	8	10	12	Total	
Very wrong	94.8	85.7	80.2	80.9	86.1	
Wrong	3.7	9.0	12.4	11.8	8.9	
A little bit wrong	0.6	3.1	2.5	5.0	2.6	
Not at all wrong	0.8	2.1	4.8	2.4	2.4	
N of Valid	483	421	394	340	1638	
N of Miss	19	41	28	15	103	

Table 90: How wrong do you think it is for someone your age to: use synthetic marijuana (K2, spice) or bath salts?

Response	6	8	10	12	Total	
Very wrong	96.1	89.5	87.1	89.4	90.8	
Wrong	3.1	8.3	6.3	9.4	6.5	
A little bit wrong	0.2	1.0	3.3	0.9	1.3	
Not at all wrong	0.6	1.2	3.3	0.3	1.3	
N of Valid	483	421	394	340	1638	
N of Miss	19	41	28	15	103	

Table 91: How wrong do you think it is for someone your age to: use LSD, cocaine, amphetamines or another illegal drug?

Response	6	8	10	12	Total	
Very wrong	97.3	91.9	89.4	88.5	92.2	
Wrong	1.9	6.9	6.1	8.8	5.6	
A little bit wrong	0.4	0.2	2.0	2.1	1.1	
Not at all wrong	0.4	1.0	2.5	0.6	1.1	
N of Valid	481	420	396	340	1637	
N of Miss	21	42	26	15	104	

Table 92: How wrong do you think it is for someone your age to: use e-cigarettes, e-cigars or e-hookahs (vaping)?

Response	6	8	10	12	Total	
Very wrong	90.1	68.0	62.1	64.2	72.4	
Wrong	5.0	11.3	15.1	11.4	10.4	
A little bit wrong	3.8	12.5	12.3	11.7	9.7	
Not at all wrong	1.0	8.2	10.4	12.7	7.5	
N of Valid	477	416	383	332	1608	
N of Miss	25	46	39	23	133	

Table 93: At school during the past 12 months, did you receive help from the resource teacher, speech therapist or other special education teacher?

Response	6	8	10	12	Total
No	0.0	0.0	0.0	0.0	0.0
Yes	0.0	0.0	0.0	0.0	0.0
N of Valid	0	0	0	0	0
N of Miss	0	0	0	0	0

Table 94: How many times in the past year (12 months) have you: been suspended from school?

Response	6	8	10	12	Total	
Never	81.8	74.5	75.8	85.9	79.3	<div></div>
1 to 2 times	12.4	17.7	16.1	11.2	14.4	<div></div>
3 to 5 times	3.1	5.2	3.5	2.9	3.7	<div></div>
6 to 9 times	1.4	0.5	2.0	0.0	1.0	<div></div>
10+ times	1.2	2.1	2.5	0.0	1.5	<div></div>
N of Valid	483	423	397	340	1643	
N of Miss	19	39	25	15	98	

Table 95: How many times in the past year (12 months) have you: carried a handgun?

Response	6	8	10	12	Total	
Never	92.5	91.2	95.2	92.4	92.8	<div></div>
1 to 2 times	5.0	4.8	2.3	1.8	3.6	<div></div>
3 to 5 times	1.0	1.7	0.8	1.5	1.2	<div></div>
6 to 9 times	0.4	0.5	0.0	1.2	0.5	<div></div>
10+ times	1.0	1.9	1.8	3.2	1.9	<div></div>
N of Valid	481	419	393	340	1633	
N of Miss	21	43	29	15	108	

Table 96: How many times in the past year (12 months) have you: sold illegal drugs?






Response	6	8	10	12	Total	
Never	99.2	99.5	95.7	94.4	97.4	
1 to 2 times	0.6	0.2	2.0	2.4	1.2	
3 to 5 times	0.0	0.2	1.0	0.9	0.5	
6 to 9 times	0.0	0.0	0.3	0.6	0.2	
10+ times	0.2	0.0	1.0	1.8	0.7	
N of Valid	485	419	397	340	1641	
N of Miss	17	43	25	15	100	

Table 97: How many times in the past year (12 months) have you: stolen or tried to steal a motor vehicle such as a car or motorcycle?






Response	6	8	10	12	Total	
Never	98.6	98.1	97.2	98.2	98.0	
1 to 2 times	0.6	1.2	1.0	0.9	0.9	
3 to 5 times	0.4	0.0	0.8	0.6	0.4	
6 to 9 times	0.0	0.2	0.5	0.3	0.2	
10+ times	0.4	0.5	0.5	0.0	0.4	
N of Valid	483	420	393	339	1635	
N of Miss	19	42	29	16	106	

Table 98: How many times in the past year (12 months) have you: participated in clubs, organizations or activities at school?






Response	6	8	10	12	Total	
Never	44.3	46.2	44.4	47.4	45.4	
1 to 2 times	25.2	20.7	15.2	17.4	20.0	
3 to 5 times	12.3	14.3	12.9	12.1	12.9	
6 to 9 times	4.2	3.3	5.3	5.3	4.5	
10+ times	14.1	15.5	22.2	17.9	17.2	
N of Valid	481	420	396	340	1637	
N of Miss	21	42	26	15	104	

Table 99: How many times in the past year (12 months) have you: been arrested?


Response	6	8	10	12	Total	
Never	98.5	95.0	93.9	97.6	96.3	
1 to 2 times	0.8	4.1	4.5	1.8	2.8	
3 to 5 times	0.2	0.7	1.0	0.3	0.6	
6 to 9 times	0.0	0.2	0.0	0.3	0.1	
10+ times	0.4	0.0	0.5	0.0	0.2	
N of Valid	481	416	396	338	1631	
N of Miss	21	46	26	17	110	

Table 100: How many times in the past year (12 months) have you: attacked someone with the idea of seriously hurting them?


Response	6	8	10	12	Total	
Never	91.5	90.2	88.4	94.4	91.0	
1 to 2 times	6.0	6.2	7.1	3.8	5.9	
3 to 5 times	0.6	1.7	3.0	1.5	1.6	
6 to 9 times	1.0	0.5	0.0	0.0	0.4	
10+ times	0.8	1.4	1.5	0.3	1.0	
N of Valid	483	419	395	340	1637	
N of Miss	19	43	27	15	104	

Table 101: How many times in the past year (12 months) have you: been drunk or high at school?


Response	6	8	10	12	Total	
Never	98.8	91.9	89.9	87.1	92.4	
1 to 2 times	0.8	4.8	6.1	6.5	4.3	
3 to 5 times	0.2	1.0	2.0	2.1	1.2	
6 to 9 times	0.0	1.0	0.8	0.9	0.6	
10+ times	0.2	1.4	1.3	3.5	1.5	
N of Valid	483	421	396	340	1640	
N of Miss	19	41	26	15	101	

Table 102: How many times in the past year (12 months) have you: taken a handgun to school?

Response	6	8	10	12	Total	
Never	99.2	99.8	98.7	99.1	99.2	
1 to 2 times	0.2	0.2	0.3	0.6	0.3	
3 to 5 times	0.2	0.0	0.5	0.3	0.2	
6 to 9 times	0.0	0.0	0.0	0.0	0.0	
10+ times	0.4	0.0	0.5	0.0	0.2	
N of Valid	484	418	397	340	1639	
N of Miss	18	44	25	15	102	

Table 103: How many times in the past year (12 months) have you: used e-cigarettes, e-cigars, or e-hookahs (vaping)?

Response	6	8	10	12	Total	
Never	99.2	99.8	98.7	99.1	99.2	
1 to 2 times	0.2	0.2	0.3	0.6	0.3	
3 to 5 times	0.2	0.0	0.5	0.3	0.2	
6 to 9 times	0.0	0.0	0.0	0.0	0.0	
10+ times	0.4	0.0	0.5	0.0	0.2	
N of Valid	484	418	397	340	1639	
N of Miss	18	44	25	15	102	

Table 104: Are you currently on probation, or assigned a probation officer with Juvenile Court?

Response	6	8	10	12	Total	
No	97.5	96.5	95.3	98.1	96.8	
Yes	2.5	3.5	4.7	1.9	3.2	
N of Valid	440	405	379	322	1546	
N of Miss	62	57	43	33	195	

Table 105: Have you ever belonged to a gang?






Response	6	8	10	12	Total	
No	93.2	90.1	91.6	92.6	91.9	
No, but would like to	2.1	1.7	1.0	0.6	1.4	
Yes, in the past	3.9	3.4	2.8	2.7	3.3	
Yes, belong now	0.6	4.6	4.3	3.9	3.2	
Yes, but would like to get out	0.2	0.2	0.3	0.3	0.2	
N of Valid	483	415	393	337	1628	
N of Miss	19	47	29	18	113	

Table 106: If you have ever belonged to a gang, did that gang have a name?




Response	6	8	10	12	Total	
No	15.0	18.8	19.0	18.2	17.6	
Yes	4.5	8.0	8.7	6.8	6.9	
I have never belonged to a gang	80.5	73.2	72.2	75.0	75.5	
N of Valid	488	414	389	336	1627	
N of Miss	14	48	33	19	114	

Table 107: You are at a party at someone's house, and one of your friends offers you a drink containing alcohol. What would you say or do?





Response	6	8	10	12	Total	
Drink it	3.5	18.4	20.1	31.1	17.0	
Tell your friend, 'No thanks, I don't drink' and suggest that you and your friend go and do something else	45.2	35.9	36.4	29.3	37.4	
Just say, 'No thanks' and walk away	32.4	31.6	34.4	32.0	32.6	
Make up a good excuse, tell your friend you had something else to do, and leave	18.8	14.1	9.2	7.7	13.0	
N of Valid	484	418	393	338	1633	
N of Miss	18	44	29	17	108	

Table 108: How often do you attend religious services or activities?





Response	6	8	10	12	Total	
Never	30.7	18.7	20.2	21.6	23.2	
Rarely	19.3	27.1	22.4	31.4	24.6	
1-2 Times a Month	13.7	15.6	14.8	17.5	15.2	
About Once a Week or More	36.3	38.6	42.6	29.6	37.0	
N of Valid	476	417	392	338	1623	
N of Miss	26	45	30	17	118	

Table 109: I think sometimes it's okay to cheat at school.





Response	6	8	10	12	Total	
NO!	61.9	29.9	21.6	19.1	35.2	
no	25.4	32.8	33.5	29.0	30.0	
yes	10.7	30.1	32.7	38.4	26.6	
YES!	2.0	7.3	12.1	13.5	8.2	
N of Valid	488	412	388	341	1629	
N of Miss	14	50	34	14	112	

Table 110: It is important to think before you act.





Response	6	8	10	12	Total	
NO!	3.3	5.4	5.4	4.7	4.6	
no	2.9	4.4	4.1	5.0	4.0	
yes	23.9	35.7	31.9	37.1	31.5	
YES!	69.9	54.5	58.5	53.2	59.8	
N of Valid	485	409	386	340	1620	
N of Miss	17	53	36	15	121	

Table 111: Sometimes I think that life is not worth it.





Response	6	8	10	12	Total	
NO!	51.2	45.2	40.1	33.5	43.3	
no	21.9	17.7	25.0	25.6	22.3	
yes	18.3	20.9	21.6	27.1	21.6	
YES!	8.5	16.2	13.3	13.8	12.7	
N of Valid	480	407	384	340	1611	
N of Miss	22	55	38	15	130	

Table 112: At times I think I am no good at all.





Response	6	8	10	12	Total	
NO!	37.8	36.4	29.9	28.7	33.7	
no	18.7	16.6	22.9	22.5	20.0	
yes	30.1	28.0	29.7	33.7	30.2	
YES!	13.3	19.1	17.4	15.1	16.1	
N of Valid	481	404	384	338	1607	
N of Miss	21	58	38	17	134	

Table 113: All in all, I am inclined to think that I am a failure.





Response	6	8	10	12	Total	
NO!	53.9	48.8	42.9	39.6	47.0	
no	26.8	24.4	30.8	31.4	28.1	
yes	12.2	15.9	15.9	19.9	15.7	
YES!	7.1	11.0	10.3	9.1	9.2	
N of Valid	482	410	389	341	1622	
N of Miss	20	52	33	14	119	

Table 114: In the past year, have you felt depressed or sad MOST days, even if you felt okay sometimes?





Response	6	8	10	12	Total	
NO!	33.5	33.0	28.4	23.8	30.1	
no	17.1	16.7	18.6	18.5	17.7	
yes	30.0	22.8	27.4	31.8	27.9	
YES!	19.4	27.4	25.6	25.9	24.3	
N of Valid	480	412	387	340	1619	
N of Miss	22	50	35	15	122	

Table 115: It is all right to beat up people if they start the fight.





Response	6	8	10	12	Total	
NO!	36.4	23.4	20.4	19.8	25.8	
no	15.2	12.1	14.7	16.8	14.6	
yes	23.9	28.1	25.6	22.7	25.1	
YES!	24.5	36.5	39.3	40.7	34.5	
N of Valid	481	406	387	339	1613	
N of Miss	21	56	35	16	128	

Table 116: I think it is okay to take something without asking if you can get away with it.





Response	6	8	10	12	Total	
NO!	77.0	68.8	60.6	62.7	68.0	
no	19.5	25.1	30.8	30.2	25.9	
yes	2.7	4.9	5.2	5.0	4.3	
YES!	0.8	1.2	3.4	2.1	1.8	
N of Valid	482	410	386	338	1616	
N of Miss	20	52	36	17	125	

Table 117: Where do you get the most information about living a drug and alcohol free life? Parents/guardians





Response	6	8	10	12	Total	
All the time	61.9	57.3	53.5	50.6	56.3	
Most	17.1	16.6	21.9	21.7	19.1	
Some	7.1	11.9	9.9	12.5	10.1	
Very little	13.9	14.1	14.6	15.2	14.4	
N of Valid	467	403	383	336	1589	
N of Miss	35	59	39	19	152	

Table 118: Where do you get the most information about living a drug and alcohol free life? Friends





Response	6	8	10	12	Total	
All the time	28.5	18.0	16.8	20.6	21.4	
Most	13.9	13.8	20.0	16.7	16.0	
Some	22.2	28.6	28.9	24.2	25.9	
Very little	35.3	39.6	34.2	38.5	36.8	
N of Valid	459	399	380	335	1573	
N of Miss	43	63	42	20	168	

Table 119: Where do you get the most information about living a drug and alcohol free life? Family members





Response	6	8	10	12	Total	
All the time	58.7	50.0	38.4	38.2	47.2	
Most	15.2	17.7	25.3	19.1	19.1	
Some	11.1	17.9	19.3	22.4	17.2	
Very little	15.0	14.4	17.0	20.3	16.4	
N of Valid	467	396	383	335	1581	
N of Miss	35	66	39	20	160	

Table 120: Where do you get the most information about living a drug and alcohol free life? School





Response	6	8	10	12	Total	
All the time	66.3	53.6	40.5	41.5	51.6	
Most	13.7	19.1	23.4	20.0	18.8	
Some	6.4	15.4	22.4	20.3	15.5	
Very little	13.5	11.9	13.7	18.2	14.1	
N of Valid	466	403	380	335	1584	
N of Miss	36	59	42	20	157	

Table 121: Where do you get the most information about living a drug and alcohol free life? Internet





Response	6	8	10	12	Total	
All the time	29.8	25.0	24.1	25.7	26.4	
Most	14.2	15.2	15.6	15.6	15.1	
Some	22.2	22.8	31.0	25.4	25.1	
Very little	33.8	37.0	29.4	33.2	33.4	
N of Valid	459	400	378	334	1571	
N of Miss	43	62	44	21	170	

Table 122: Where do you get the most information about living a drug and alcohol free life? TV





Response	6	8	10	12	Total	
All the time	35.8	28.4	27.0	30.7	30.7	
Most	16.3	15.7	16.0	15.8	16.0	
Some	21.3	27.4	28.9	24.2	25.3	
Very little	26.7	28.6	28.1	29.3	28.1	
N of Valid	461	402	381	335	1579	
N of Miss	41	60	41	20	162	

Table 123: Where do you get the most information about living a drug and alcohol free life? Social media





Response	6	8	10	12	Total	
All the time	26.2	22.3	22.4	23.8	23.8	
Most	11.5	10.7	13.7	14.0	12.3	
Some	20.8	22.1	26.4	27.4	23.9	
Very little	41.4	44.9	37.5	34.8	40.0	
N of Valid	461	403	379	336	1579	
N of Miss	41	59	43	19	162	

Table 124: How much do you think people risk harming themselves (physically or in other ways) if they: smoked one or more packs of cigarettes per day?





Response	6	8	10	12	Total	
No risk	26.2	23.1	17.3	16.6	21.3	
Slight risk	8.0	10.2	8.8	6.2	8.4	
Moderate risk	15.3	21.1	16.5	17.5	17.5	
Great risk	50.5	45.6	57.5	59.6	52.8	
N of Valid	485	412	388	337	1622	
N of Miss	17	50	34	18	119	

Table 125: How much do you think people risk harming themselves (physically or in other ways) if they: try marijuana once or twice?





Response	6	8	10	12	Total	
No risk	28.1	33.4	36.3	43.0	34.5	
Slight risk	20.2	26.3	30.5	27.2	25.7	
Moderate risk	17.9	16.5	14.9	12.5	15.7	
Great risk	33.8	23.8	18.3	17.3	24.1	
N of Valid	480	407	383	335	1605	
N of Miss	22	55	39	20	136	

Table 126: How much do you think people risk harming themselves (physically or in other ways) if they: smoke marijuana once or twice a week?





Response	6	8	10	12	Total	
No risk	27.2	27.1	31.6	36.9	30.3	
Slight risk	8.2	20.5	21.6	22.3	17.5	
Moderate risk	15.7	20.7	21.9	18.2	19.0	
Great risk	49.0	31.7	24.9	22.6	33.3	
N of Valid	478	410	389	336	1613	
N of Miss	24	52	33	19	128	

Table 127: How much do you think people risk harming themselves (physically or in other ways) if they: take one or two drinks of an alcoholic beverage (beer, wine, liquor) nearly every day?





Response	6	8	10	12	Total	
No risk	28.0	27.5	21.0	19.5	24.4	
Slight risk	11.3	16.5	19.2	18.9	16.1	
Moderate risk	20.7	23.6	26.5	28.1	24.4	
Great risk	40.0	32.4	33.2	33.5	35.1	
N of Valid	478	411	385	334	1608	
N of Miss	24	51	37	21	133	

Table 128: How much do you think people risk harming themselves (physically or in other ways) if they: have five or more drinks of an alcoholic beverage once or twice a weekend?





Response	6	8	10	12	Total	
No risk	26.2	26.4	21.0	18.5	23.4	
Slight risk	5.8	11.7	14.2	9.5	10.1	
Moderate risk	17.3	22.5	24.1	26.8	22.2	
Great risk	50.6	39.4	40.7	45.2	44.3	
N of Valid	480	409	386	336	1611	
N of Miss	22	53	36	19	130	

Table 129: How much do you think people risk harming themselves (physically or in other ways) if they: use prescription drugs that are not prescribed to them?

Response	6	8	10	12	Total	
No risk	25.2	23.4	19.0	15.0	21.1	
Slight risk	3.1	8.3	8.8	7.2	6.7	
Moderate risk	12.5	15.1	16.9	22.2	16.2	
Great risk	59.2	53.2	55.3	55.7	56.0	
N of Valid	480	410	385	334	1609	
N of Miss	22	52	37	21	132	

Table 130: How much do you think people risk harming themselves (physically or in other ways) if they: use non-prescription drugs to get high?

Response	6	8	10	12	Total	
No risk	25.6	25.1	18.3	15.3	21.6	
Slight risk	2.7	6.6	8.1	4.5	5.3	
Moderate risk	9.0	11.7	16.2	19.5	13.6	
Great risk	62.7	56.7	57.4	60.8	59.5	
N of Valid	480	411	383	334	1608	
N of Miss	22	51	39	21	133	

Table 131: How much do you think people risk harming themselves (physically or in other ways) if they: use e-cigarettes, e-cigars, or e-hookahs?

Response	6	8	10	12	Total	
No risk	27.4	32.0	27.3	26.9	28.4	
Slight risk	12.2	22.2	23.1	24.8	20.0	
Moderate risk	15.8	19.2	22.0	16.3	18.3	
Great risk	44.5	26.5	27.6	32.0	33.3	
N of Valid	474	400	377	331	1582	
N of Miss	28	62	45	24	159	

Table 132: Have you ever used smokeless tobacco (chew, snuff, plug, dipping tobacco, or chewing tobacco)?






Response	6	8	10	12	Total	
Never	95.2	88.4	90.0	88.6	90.8	
Once or Twice	3.6	6.8	5.8	4.8	5.2	
Once in a while but not regularly	0.4	3.0	1.6	1.2	1.5	
Regularly in the past	0.4	0.8	1.1	1.8	0.9	
Regularly now	0.4	1.0	1.6	3.6	1.5	
N of Valid	477	395	379	333	1584	
N of Miss	25	67	43	22	157	

Table 133: How often have you used smokeless tobacco during the past 30 days?







Response	6	8	10	12	Total	
Not at all	97.7	93.4	94.5	93.7	95.0	
Once or twice	1.1	3.8	2.9	1.5	2.3	
Once or twice per week	0.8	1.5	0.8	0.6	0.9	
Three to five times per week	0.2	0.3	0.3	0.3	0.3	
About once a day	0.0	0.8	0.3	0.0	0.3	
More than once a day	0.2	0.3	1.3	3.9	1.3	
N of Valid	474	396	379	333	1582	
N of Miss	28	66	43	22	159	

Table 134: Have you ever smoked cigarettes?






Response	6	8	10	12	Total	
Never	92.4	85.1	82.1	79.6	85.4	
Once or Twice	6.5	8.1	12.7	10.2	9.1	
Once in a while but not regularly	0.8	3.5	3.7	3.0	2.6	
Regularly in the past	0.2	2.0	1.3	3.9	1.7	
Regularly now	0.0	1.3	0.3	3.3	1.1	
N of Valid	476	397	379	333	1585	
N of Miss	26	65	43	22	156	

Table 135: How frequently have you smoked cigarettes during the past 30 days?








Response	6	8	10	12	Total	
Not at all	99.0	95.5	96.0	92.8	96.1	
Less than one cigarette per day	1.0	2.8	2.9	2.1	2.1	
One to five cigarettes per day	0.0	1.3	0.8	2.4	1.0	
About one-half pack per day	0.0	0.3	0.0	1.2	0.3	
About one pack per day	0.0	0.3	0.0	0.9	0.3	
About one and one-half packs per day	0.0	0.0	0.3	0.3	0.1	
Two packs or more per day	0.0	0.0	0.0	0.3	0.1	
N of Valid	479	396	378	335	1588	
N of Miss	23	66	44	20	153	

Table 136: Which statement best describes rules about smoking inside your home or your family cars?






Response	6	8	10	12	Total	
Smoking is not allowed anywhere inside your home or cars	61.9	59.7	61.9	60.7	61.1	
Smoking is allowed in some places and at some times or in some cars	9.3	12.2	11.5	10.2	10.7	
Smoking is allowed anywhere inside the home or cars	2.7	3.0	5.7	8.7	4.8	
There are no rules about smoking inside the home or cars	3.6	4.2	3.4	5.1	4.0	
I don't know	22.5	20.9	17.5	15.3	19.4	
N of Valid	475	402	383	333	1593	
N of Miss	27	60	39	22	148	

Table 137: Have you ever used e-cigarettes, e-cigars, or e-hookahs (vaping)?






Response	6	8	10	12	Total	
Never	93.0	75.8	73.1	72.4	79.5	
Once or Twice	4.7	12.1	10.6	10.2	9.1	
Once in a while but not regularly	1.7	6.5	8.4	6.9	5.6	
Regularly in the past	0.2	2.3	2.4	2.4	1.7	
Regularly now	0.4	3.3	5.5	8.1	4.0	
N of Valid	470	397	379	333	1579	
N of Miss	32	65	43	22	162	

Table 138: How frequently have you used e-cigarettes, e-cigars, or e-hookahs (vaping)?








Response	6	8	10	12	Total	
Not at all	96.2	84.8	83.7	82.3	87.4	
Less than 10 puffs per day	3.6	9.8	10.3	7.2	7.5	
10 to 50 puffs per day	0.2	3.0	3.2	5.4	2.7	
About one-half cartomiser per day	0.0	0.5	0.5	2.1	0.7	
About one cartomiser per day	0.0	0.8	1.6	2.4	1.1	
About one and one-half cartomisers per day	0.0	0.3	0.3	0.3	0.2	
Two cartomisers or more per day	0.0	0.8	0.5	0.3	0.4	
N of Valid	474	396	380	333	1583	
N of Miss	28	66	42	22	158	

Table 139: During this school year, were you taught in any of your classes about the dangers of tobacco use?






Response	6	8	10	12	Total	
Never	22.9	23.4	33.2	45.5	30.2	
Rarely	13.3	20.9	17.9	21.6	18.1	
Sometimes	20.0	22.7	23.2	17.1	20.8	
Often	22.1	20.9	13.4	10.2	17.2	
Almost always	21.7	12.0	12.4	5.7	13.7	
N of Valid	480	401	380	334	1595	
N of Miss	22	61	42	21	146	

Table 140: During the past 12 months, have you participated in any community activities to discourage people your age from using cigarettes, chewing tobacco, snuff, dip or cigars, e-cigarettes, e-cigars, or e-hookahs?






Response	6	8	10	12	Total	
Never	64.1	64.3	75.9	75.1	69.3	
Rarely	10.1	16.6	11.1	12.6	12.5	
Sometimes	11.0	9.8	6.6	5.7	8.5	
Often	8.6	5.5	3.7	5.1	5.9	
Almost always	6.1	3.8	2.6	1.5	3.7	
N of Valid	474	398	378	333	1583	
N of Miss	28	64	44	22	158	

Table 141: Think back over the last two weeks. How many times have you had five or more alcoholic drinks in a row?


Response	6	8	10	12	Total	
None	98.1	91.3	92.9	86.4	92.7	
Once	0.8	2.8	3.7	5.8	3.1	
Twice	0.8	3.1	1.1	3.9	2.1	
3-5 times	0.2	1.8	1.3	2.1	1.3	
6-9 times	0.0	0.3	0.8	0.3	0.3	
10 or more times	0.0	0.8	0.3	1.5	0.6	
N of Valid	473	390	378	330	1571	
N of Miss	29	72	44	25	170	

Table 142: During the past 30 days, how many times did you ride in a car or other vehicle driven by someone who had been drinking alcohol or using drugs to get high?


Response	6	8	10	12	Total	
0 times	89.8	84.3	86.7	81.8	86.0	
1 time	5.3	6.1	4.8	7.6	5.8	
2 or 3 times	3.0	4.1	4.5	4.5	3.9	
4 or 5 times	0.2	2.5	1.1	2.4	1.5	
6 or more times	1.7	3.0	2.9	3.6	2.7	
N of Valid	472	395	377	330	1574	
N of Miss	30	67	45	25	167	

Table 143: During the past 30 days, how many times did you drive a car or other vehicle when you had been drinking alcohol or using drugs to get high?


Response	6	8	10	12	Total	
I did not drive a car in the past 30 days	50.7	49.2	43.0	35.5	45.3	
0 times	48.0	46.2	53.2	56.0	50.5	
1 time	0.9	1.5	0.3	3.9	1.5	
2 or 3 times	0.2	1.3	1.9	2.1	1.3	
4 or 5 times	0.0	0.8	1.1	0.6	0.6	
6 or more times	0.2	1.0	0.5	1.8	0.8	
N of Valid	469	394	372	332	1567	
N of Miss	33	68	50	23	174	

Table 144: If you drank alcohol (not just a sip or taste) in the past year, where did you usually drink it?











Response	6	8	10	12	Total	
I did not drink alcohol in the past year	92.9	78.0	74.3	66.7	79.1	
At my home	3.0	11.1	9.7	12.4	8.6	
At someone else's home	2.2	7.3	13.1	13.0	8.4	
At an open area like a park, beach, field, back road, woods, or a street corner	0.6	1.5	0.0	2.7	1.2	
At a sporting event or concert	0.2	0.0	0.3	0.6	0.3	
At a restaurant, bar, or a nightclub	0.6	0.0	1.1	0.9	0.6	
At an empty building or a construction site	0.2	0.3	0.3	0.3	0.3	
At a hotel/motel	0.2	0.5	0.8	1.8	0.8	
An a car	0.0	0.8	0.3	1.5	0.6	
At school	0.0	0.5	0.3	0.0	0.2	
N of Valid	465	395	373	330	1563	
N of Miss	37	67	49	25	178	

Table 145: How do you feel about someone your age having one or two drinks of an alcoholic beverage nearly every day?





Response	6	8	10	12	Total	
Neither approve nor disapprove	23.8	32.6	38.0	38.6	32.6	
Somewhat disapprove	7.4	12.1	13.5	13.5	11.3	
Strongly disapprove	48.1	35.1	29.8	31.4	36.9	
Don't know or can't say	20.6	20.2	18.7	16.5	19.2	
N of Valid	470	396	379	334	1579	
N of Miss	32	66	43	21	162	

Table 146: On how many occasions have you had alcoholic beverages (beer, wine or hard liquor) to drink in your lifetime - more than just a few sips?






Response	6	8	10	12	Total	
0	91.6	75.2	72.6	66.1	77.6	
1-2	6.5	12.7	13.0	10.2	10.4	
3-5	0.8	4.9	5.9	9.3	4.8	
6-9	0.4	1.8	2.7	3.9	2.0	
10+	0.6	5.4	5.9	10.5	5.2	
N of Valid	475	387	376	333	1571	
N of Miss	27	75	46	22	170	

Table 147: On how many occasions have you drunk one of more drinks of an alcoholic beverage during the past 30 days?


Response	6	8	10	12	Total	
0	98.5	92.5	90.4	84.1	92.0	
1-2	1.3	4.4	6.4	12.0	5.5	
3-5	0.0	2.3	2.1	1.5	1.4	
6-9	0.0	0.0	1.1	0.9	0.4	
10+	0.2	0.8	0.0	1.5	0.6	
N of Valid	474	386	375	333	1568	
N of Miss	28	76	47	22	173	

Table 148: On how many occasions have you used marijuana (grass, pot) or hashish (hash, hash oil) in your lifetime?


Response	6	8	10	12	Total	
0	98.7	88.6	81.6	76.3	87.4	
1-2	0.4	5.2	5.9	6.6	4.2	
3-5	0.2	1.0	4.0	3.0	1.9	
6-9	0.2	0.8	2.7	3.0	1.5	
10+	0.4	4.4	5.9	11.1	5.0	
N of Valid	473	387	374	333	1567	
N of Miss	29	75	48	22	174	

Table 149: On how many occasions have you used marijuana (grass, pot) or hashish (hash, hash oil) during the past 30 days?


Response	6	8	10	12	Total	
0	99.2	94.5	91.2	85.5	93.2	
1-2	0.4	2.1	2.9	5.2	2.4	
3-5	0.2	2.1	3.2	3.3	2.0	
6-9	0.2	0.5	0.3	1.2	0.5	
10+	0.0	0.8	2.4	4.8	1.8	
N of Valid	474	385	375	330	1564	
N of Miss	28	77	47	25	177	

Table 150: On how many occasions have you used LSD or other psychedelics in your lifetime?

Response	6	8	10	12	Total	
0	99.8	99.0	98.4	97.9	98.8	
1-2	0.0	0.8	1.3	1.8	0.9	
3-5	0.0	0.0	0.0	0.0	0.0	
6-9	0.0	0.0	0.0	0.0	0.0	
10+	0.2	0.3	0.3	0.3	0.3	
N of Valid	473	383	375	332	1563	
N of Miss	29	79	47	23	178	

Table 151: On how many occasions have you used LSD or other psychedelics during the past 30 days?

Response	6	8	10	12	Total	
0	100.0	99.5	99.5	99.7	99.7	
1-2	0.0	0.5	0.3	0.3	0.3	
3-5	0.0	0.0	0.0	0.0	0.0	
6-9	0.0	0.0	0.0	0.0	0.0	
10+	0.0	0.0	0.3	0.0	0.1	
N of Valid	472	384	375	333	1564	
N of Miss	30	78	47	22	177	

Table 152: On how many occasions have you used cocaine or crack in your lifetime?

Response	6	8	10	12	Total	
0	100.0	99.5	99.5	98.5	99.4	
1-2	0.0	0.5	0.3	1.2	0.4	
3-5	0.0	0.0	0.0	0.3	0.1	
6-9	0.0	0.0	0.0	0.0	0.0	
10+	0.0	0.0	0.3	0.0	0.1	
N of Valid	472	385	375	333	1565	
N of Miss	30	77	47	22	176	

Table 153: On how many occasions have you used cocaine or crack during the past 30 days?




Response	6	8	10	12	Total	
0	100.0	100.0	99.7	99.4	99.8	
1-2	0.0	0.0	0.0	0.3	0.1	
3-5	0.0	0.0	0.0	0.0	0.0	
6-9	0.0	0.0	0.0	0.0	0.0	
10+	0.0	0.0	0.3	0.3	0.1	
N of Valid	474	385	374	333	1566	
N of Miss	28	77	48	22	175	

Table 154: On how many occasions have you sniffed glue, breathed the contents of an aerosol spray can, or inhaled other gases or sprays, in order to get high in your lifetime?






Response	6	8	10	12	Total	
0	97.5	93.2	95.5	97.9	96.0	
1-2	1.7	4.2	2.9	1.8	2.6	
3-5	0.6	1.0	0.3	0.3	0.6	
6-9	0.2	0.0	0.0	0.0	0.1	
10+	0.0	1.6	1.3	0.0	0.7	
N of Valid	474	385	375	333	1567	
N of Miss	28	77	47	22	174	

Table 155: On how many occasions have you sniffed glue, breathed the contents of an aerosol spray can, or inhaled other gases or sprays, in order to get high during the past 30 days?






Response	6	8	10	12	Total	
0	98.7	97.9	99.2	99.4	98.8	
1-2	0.8	1.1	0.0	0.6	0.6	
3-5	0.4	0.3	0.3	0.0	0.3	
6-9	0.0	0.3	0.0	0.0	0.1	
10+	0.0	0.5	0.5	0.0	0.3	
N of Valid	471	380	373	328	1552	
N of Miss	31	82	49	27	189	

Table 156: On how many occasions have you used Pegaramide (peg, Peggy, etc.) in your lifetime?


Response	6	8	10	12	Total	
0	100.0	100.0	100.0	100.0	100.0	
1-2	0.0	0.0	0.0	0.0	0.0	
3-5	0.0	0.0	0.0	0.0	0.0	
6-9	0.0	0.0	0.0	0.0	0.0	
10+	0.0	0.0	0.0	0.0	0.0	
N of Valid	474	381	375	331	1561	
N of Miss	28	81	47	24	180	

Table 157: On how many occasions have you used Pegaramide (peg, Peggy, etc.) during the past 30 days?


Response	6	8	10	12	Total	
0	100.0	100.0	100.0	100.0	100.0	
1-2	0.0	0.0	0.0	0.0	0.0	
3-5	0.0	0.0	0.0	0.0	0.0	
6-9	0.0	0.0	0.0	0.0	0.0	
10+	0.0	0.0	0.0	0.0	0.0	
N of Valid	474	382	375	331	1562	
N of Miss	28	80	47	24	179	

Table 158: On how many occasions have you used synthetic marijuana (K2, spice) in your lifetime?






Response	6	8	10	12	Total	
0	99.4	97.9	99.2	99.1	98.9	
1-2	0.4	1.0	0.3	0.6	0.6	
3-5	0.0	0.8	0.0	0.0	0.2	
6-9	0.2	0.0	0.0	0.3	0.1	
10+	0.0	0.3	0.5	0.0	0.2	
N of Valid	475	385	376	333	1569	
N of Miss	27	77	46	22	172	

Table 159: On how many occasions have you used synthetic marijuana (K2, spice) during the past 30 days?


Response	6	8	10	12	Total	
0	99.8	99.0	99.5	99.7	99.5	
1-2	0.2	1.0	0.3	0.0	0.4	
3-5	0.0	0.0	0.0	0.3	0.1	
6-9	0.0	0.0	0.0	0.0	0.0	
10+	0.0	0.0	0.3	0.0	0.1	
N of Valid	476	384	375	333	1568	
N of Miss	26	78	47	22	173	

Table 160: On how many occasions have you used methamphetamines (meth, speed, crank, crystal meth) in your lifetime?


Response	6	8	10	12	Total	
0	100.0	100.0	99.2	99.1	99.6	
1-2	0.0	0.0	0.5	0.3	0.2	
3-5	0.0	0.0	0.0	0.6	0.1	
6-9	0.0	0.0	0.0	0.0	0.0	
10+	0.0	0.0	0.3	0.0	0.1	
N of Valid	475	385	375	331	1566	
N of Miss	27	77	47	24	175	

Table 161: On how many occasions have you used methamphetamines (meth, speed, crank, crystal meth) in the past 30 days?


Response	6	8	10	12	Total	
0	99.8	100.0	99.7	99.7	99.8	
1-2	0.2	0.0	0.3	0.0	0.1	
3-5	0.0	0.0	0.0	0.3	0.1	
6-9	0.0	0.0	0.0	0.0	0.0	
10+	0.0	0.0	0.0	0.0	0.0	
N of Valid	475	384	375	333	1567	
N of Miss	27	78	47	22	174	

Table 162: On how many occasions have you used other chemical products (bath salts, plant food, etc.) in your lifetime?





Response	6	8	10	12	Total	
0	97.5	97.9	99.7	99.4	98.5	
1-2	1.9	1.3	0.3	0.3	1.0	
3-5	0.2	0.5	0.0	0.3	0.3	
6-9	0.0	0.0	0.0	0.0	0.0	
10+	0.4	0.3	0.0	0.0	0.2	
N of Valid	472	383	375	333	1563	
N of Miss	30	79	47	22	178	

Table 163: On how many occasions have you used other chemical products (bath salts, plant food, etc.) during the past 30 days?





Response	6	8	10	12	Total	
0	99.2	98.7	99.7	99.4	99.2	
1-2	0.4	1.0	0.3	0.3	0.5	
3-5	0.0	0.3	0.0	0.3	0.1	
6-9	0.0	0.0	0.0	0.0	0.0	
10+	0.4	0.0	0.0	0.0	0.1	
N of Valid	471	382	374	333	1560	
N of Miss	31	80	48	22	181	

Table 164: On how many occasions have you used heroin or other opiates in your lifetime?





Response	6	8	10	12	Total	
0	99.8	100.0	99.7	98.8	99.6	
1-2	0.2	0.0	0.3	0.3	0.2	
3-5	0.0	0.0	0.0	0.6	0.1	
6-9	0.0	0.0	0.0	0.0	0.0	
10+	0.0	0.0	0.0	0.3	0.1	
N of Valid	474	383	375	333	1565	
N of Miss	28	79	47	22	176	

Table 165: On how many occasions have you used heroin or other opiates during the past 30 days?




Response	6	8	10	12	Total	
0	99.8	100.0	99.5	99.4	99.7	
1-2	0.0	0.0	0.5	0.0	0.1	
3-5	0.2	0.0	0.0	0.6	0.2	
6-9	0.0	0.0	0.0	0.0	0.0	
10+	0.0	0.0	0.0	0.0	0.0	
N of Valid	460	369	366	328	1523	
N of Miss	42	93	56	27	218	

Table 166: On how many occasions have you used MDMA ('X', 'E', or ecstasy) in your lifetime?






Response	6	8	10	12	Total	
0	99.8	99.0	99.7	97.0	99.0	
1-2	0.2	1.0	0.0	1.5	0.6	
3-5	0.0	0.0	0.3	0.6	0.2	
6-9	0.0	0.0	0.0	0.3	0.1	
10+	0.0	0.0	0.0	0.6	0.1	
N of Valid	470	381	373	331	1555	
N of Miss	32	81	49	24	186	

Table 167: On how many occasions have you used MDMA ('X', 'E', or ecstasy) during the past 30 days?





Response	6	8	10	12	Total	
0	99.8	99.7	99.7	98.5	99.5	
1-2	0.2	0.3	0.0	0.6	0.3	
3-5	0.0	0.0	0.3	0.6	0.2	
6-9	0.0	0.0	0.0	0.3	0.1	
10+	0.0	0.0	0.0	0.0	0.0	
N of Valid	472	382	373	333	1560	
N of Miss	30	80	49	22	181	

Table 168: On how many occasions have you taken prescription drugs (such as Valium, Xanax, Ritalin, Adderall, OxyContin, Tramadol, or sleeping pills) not prescribed to you in your lifetime?






Response	6	8	10	12	Total	
0	96.6	94.0	93.6	90.4	93.9	
1-2	2.5	3.1	2.4	5.1	3.2	
3-5	0.0	1.0	1.9	1.8	1.1	
6-9	0.0	0.0	0.8	0.0	0.2	
10+	0.8	1.8	1.3	2.7	1.6	
N of Valid	472	385	374	332	1563	
N of Miss	30	77	48	23	178	

Table 169: On how many occasions have you taken prescription drugs (such as Valium, Xanax, Ritalin, Adderall, OxyContin, Tramadol, or sleeping pills) not prescribed to you during the past 30 days?






Response	6	8	10	12	Total	
0	98.1	96.9	96.5	96.1	97.0	
1-2	0.8	1.6	1.3	2.4	1.5	
3-5	0.0	1.0	1.1	1.2	0.8	
6-9	0.0	0.0	0.3	0.3	0.1	
10+	1.1	0.5	0.8	0.0	0.6	
N of Valid	475	383	373	332	1563	
N of Miss	27	79	49	23	178	

Table 170: On how many occasions have you taken non-prescription medicines such as diet pills (for example, Dietac, Dexatrim or Prolamine), stay-awake pills (for example No-Doz, Vivarin, or Wake), or cough or cold medicines (robos, DXM, etc.) to get high in your lifetime?






Response	6	8	10	12	Total	
0	98.9	97.9	97.6	96.7	97.9	
1-2	0.4	1.0	0.8	2.1	1.0	
3-5	0.4	0.8	0.5	0.6	0.6	
6-9	0.2	0.3	0.0	0.0	0.1	
10+	0.0	0.0	1.1	0.6	0.4	
N of Valid	474	385	375	333	1567	
N of Miss	28	77	47	22	174	

Table 171: On how many occasions have you taken non-prescription medicines such as diet pills (for example, Dietac, Dexatrim or Prolamine), stay-awake pills (for example No-Doz, Vivarin, or Wake), or cough or cold medicines (robos, DXM, etc.) to get high during the past 30 days?





Response	6	8	10	12	Total	
0	99.6	99.0	98.4	98.8	99.0	
1-2	0.2	0.5	1.1	0.3	0.5	
3-5	0.2	0.5	0.0	0.9	0.4	
6-9	0.0	0.0	0.0	0.0	0.0	
10+	0.0	0.0	0.5	0.0	0.1	
N of Valid	472	383	374	331	1560	
N of Miss	30	79	48	24	181	

Table 172: On how many occasions have you been drunk or very high from drinking alcoholic beverages during the past 30 days?






Response	6	8	10	12	Total	
0	99.6	94.8	93.6	89.5	94.8	
1-2	0.4	2.6	3.5	6.3	2.9	
3-5	0.0	0.8	1.6	2.1	1.0	
6-9	0.0	1.0	0.3	0.6	0.4	
10+	0.0	0.8	1.1	1.5	0.8	
N of Valid	474	383	374	333	1564	
N of Miss	28	79	48	22	177	

Table 173: On how many occasions have you drunk flavored alcoholic beverages, sometimes called 'alcopops' (like Mike's Hard Lemonade, Smirnoff Ice, Bacardi Breezers, etc.) in your lifetime?






Response	6	8	10	12	Total	
0	96.0	88.5	84.8	82.6	88.6	
1-2	3.2	6.3	5.9	4.2	4.8	
3-5	0.4	1.0	3.7	4.2	2.2	
6-9	0.2	1.3	1.9	4.2	1.7	
10+	0.2	2.9	3.7	4.8	2.7	
N of Valid	475	381	376	333	1565	
N of Miss	27	81	46	22	176	

Table 174: On how many occasions have you drunk flavored alcoholic beverages, sometimes called 'alcopops' (like Mike's Hard Lemonade, Smirnoff Ice, Bacardi Breezers, etc.) during the past 30 days?






Response	6	8	10	12	Total	
0	98.7	95.6	92.8	91.0	94.9	
1-2	1.1	3.4	3.7	5.4	3.2	
3-5	0.0	0.3	1.9	2.1	1.0	
6-9	0.0	0.0	0.5	0.6	0.3	
10+	0.2	0.8	1.1	0.9	0.7	
N of Valid	473	386	375	333	1567	
N of Miss	29	76	47	22	174	

Table 175: If you smoked cigarettes (not just a puff or drag) in the past year, how did you usually get them?













Response	6	8	10	12	Total	
I did not smoke cigarettes in the past year	95.0	87.1	89.8	87.5	90.2	
I bought them myself with a fake ID	0.0	0.3	0.0	0.0	0.1	
I bought them myself without a fake ID	0.0	0.0	0.3	1.2	0.3	
I got them from someone I know age 18 or older	0.4	3.2	3.0	4.6	2.6	
I got them from someone I know under age 18	0.4	1.6	0.8	0.6	0.8	
I got them from my brother or sister	0.4	0.3	0.3	1.2	0.5	
I got them from home with my parents' permission	0.2	0.0	0.5	0.6	0.3	
I got them from home without my parents' permission	0.0	1.1	1.1	0.6	0.7	
I got them from another relative	0.0	1.3	0.5	0.0	0.5	
A stranger bought them for me	0.0	0.0	0.5	0.3	0.2	
I took them from a store or shop	0.0	0.3	0.0	0.0	0.1	
Other	3.5	5.0	3.2	3.4	3.8	
N of Valid	457	380	371	328	1536	
N of Miss	45	82	51	27	205	

Table 176: If you used e-cigarettes, e-cigars, or e-hookahs (not just a puff or drag) in the past year, how did you usually get them? - I did not use e-cigarettes, e-cigars, or e-hookahs in the past year



Response	6	8	10	12	Total	
No	2.9	17.5	18.9	20.6	14.1	
Yes	97.1	82.5	81.1	79.4	85.9	
N of Valid	450	371	366	326	1513	
N of Miss	0	0	0	0	0	

Table 177: If you used e-cigarettes, e-cigars, or e-hookahs (not just a puff or drag) in the past year, how did you usually get them? - I bought them in a store such as a convenience store, supermarket, discount store, or gas station



Response	6	8	10	12	Total	
No	99.6	98.4	100.0	94.8	98.3	
Yes	0.4	1.6	0.0	5.2	1.7	
N of Valid	450	371	366	326	1513	
N of Miss	0	0	0	0	0	

Table 178: If you used e-cigarettes, e-cigars, or e-hookahs (not just a puff or drag) in the past year, how did you usually get them? - I got them on the Internet



Response	6	8	10	12	Total	
No	100.0	99.2	98.9	97.5	99.0	
Yes	0.0	0.8	1.1	2.5	1.0	
N of Valid	450	371	366	326	1513	
N of Miss	0	0	0	0	0	

Table 179: If you used e-cigarettes, e-cigars, or e-hookahs (not just a puff or drag) in the past year, how did you usually get them? - I got them at a store that sells electronic cigarettes, such as a "vape shop"



Response	6	8	10	12	Total	
No	99.8	97.6	99.7	96.6	98.5	
Yes	0.2	2.4	0.3	3.4	1.5	
N of Valid	450	371	366	326	1513	
N of Miss	0	0	0	0	0	

Table 180: If you used e-cigarettes, e-cigars, or e-hookahs (not just a puff or drag) in the past year, how did you usually get them? - I got them from a family member



Response	6	8	10	12	Total	
No	98.9	95.4	95.6	97.9	97.0	
Yes	1.1	4.6	4.4	2.1	3.0	
N of Valid	450	371	366	326	1513	
N of Miss	0	0	0	0	0	

Table 181: If you used e-cigarettes, e-cigars, or e-hookahs (not just a puff or drag) in the past year, how did you usually get them? - I got them from a friend



Response	6	8	10	12	Total	
No	98.4	88.4	88.5	89.9	91.7	
Yes	1.6	11.6	11.5	10.1	8.3	
N of Valid	450	371	366	326	1513	
N of Miss	0	0	0	0	0	

Table 182: If you used e-cigarettes, e-cigars, or e-hookahs (not just a puff or drag) in the past year, how did you usually get them? - A stranger got them for me



Response	6	8	10	12	Total	
No	100.0	100.0	98.1	99.7	99.5	
Yes	0.0	0.0	1.9	0.3	0.5	
N of Valid	450	371	366	326	1513	
N of Miss	0	0	0	0	0	

Table 183: If you used e-cigarettes, e-cigars, or e-hookahs (not just a puff or drag) in the past year, how did you usually get them? - I took them from a store or shop



Response	6	8	10	12	Total	
No	100.0	99.7	99.2	99.4	99.6	
Yes	0.0	0.3	0.8	0.6	0.4	
N of Valid	450	371	366	326	1513	
N of Miss	0	0	0	0	0	

Table 184: If you used e-cigarettes, e-cigars, or e-hookahs (not just a puff or drag) in the past year, how did you usually get them? - I got them some other way



Response	6	8	10	12	Total	
No	98.7	97.8	97.0	97.9	97.9	
Yes	1.3	2.2	3.0	2.1	2.1	
N of Valid	450	371	366	326	1513	
N of Miss	0	0	0	0	0	

Table 185: If you used marijuana (grass, pot) (not just a puff or drag) in the past year, how did you usually get it? - I did not use marijuana (grass, pot) in the past year



Response	6	8	10	12	Total	
No	3.3	13.9	18.0	22.8	13.6	
Yes	96.7	86.1	82.0	77.2	86.4	
N of Valid	451	373	361	325	1510	
N of Miss	0	0	0	0	0	

Table 186: If you used marijuana (grass, pot) (not just a puff or drag) in the past year, how did you usually get it? - I bought it myself



Response	6	8	10	12	Total	
No	99.8	96.5	92.5	88.3	94.8	
Yes	0.2	3.5	7.5	11.7	5.2	
N of Valid	451	373	361	325	1510	
N of Miss	0	0	0	0	0	

Table 187: If you used marijuana (grass, pot) (not just a puff or drag) in the past year, how did you usually get it? - I got it from someone at school



Response	6	8	10	12	Total	
No	99.3	97.9	95.8	97.5	97.7	
Yes	0.7	2.1	4.2	2.5	2.3	
N of Valid	451	373	361	325	1510	
N of Miss	0	0	0	0	0	

Table 188: If you used marijuana (grass, pot) (not just a puff or drag) in the past year, how did you usually get it? - I got it from someone with a medical marijuana card



Response	6	8	10	12	Total	
No	99.8	99.2	99.2	99.1	99.3	
Yes	0.2	0.8	0.8	0.9	0.7	
N of Valid	451	373	361	325	1510	
N of Miss	0	0	0	0	0	

Table 189: If you used marijuana (grass, pot) (not just a puff or drag) in the past year, how did you usually get it? - I got it from my brother or sister



Response	6	8	10	12	Total	
No	99.6	97.3	95.8	98.8	97.9	
Yes	0.4	2.7	4.2	1.2	2.1	
N of Valid	451	373	361	325	1510	
N of Miss	0	0	0	0	0	

Table 190: If you used marijuana (grass, pot) (not just a puff or drag) in the past year, how did you usually get it? - I got it from another relative



Response	6	8	10	12	Total	
No	99.8	96.8	96.7	97.8	97.9	
Yes	0.2	3.2	3.3	2.2	2.1	
N of Valid	451	373	361	325	1510	
N of Miss	0	0	0	0	0	

Table 191: If you used marijuana (grass, pot) (not just a puff or drag) in the past year, how did you usually get it? - Other



Response	6	8	10	12	Total	
No	97.1	92.2	92.8	90.8	93.5	
Yes	2.9	7.8	7.2	9.2	6.5	
N of Valid	451	373	361	325	1510	
N of Miss	0	0	0	0	0	

Table 192: If you drank alcohol (not just a sip or taste) in the past year, how did you usually get it?

Response	6	8	10	12	Total	
I did not drink alcohol in the past year	94.3	79.8	78.8	70.0	81.8	
I bought it myself with a fake ID	0.2	0.3	0.0	0.3	0.2	
I bought it myself without a fake ID	0.0	0.0	0.3	0.3	0.1	
I got it from someone I know age 21 or older	1.5	4.0	6.5	10.7	5.3	
I got it from someone I know under age 21	0.2	1.1	1.1	1.5	0.9	
I got it from my brother or sister	0.2	1.9	0.8	1.5	1.1	
I got it from home with my parents' permission	0.0	2.7	3.3	4.9	2.5	
I got it from home without my parents' permission	0.2	3.2	2.4	1.8	1.8	
I got it from another relative	0.4	2.2	1.4	1.5	1.3	
A stranger bought it for me	0.0	0.3	0.5	1.2	0.5	
I took it from a store or shop	0.0	0.0	0.0	0.0	0.0	
Other	2.9	4.6	4.9	6.1	4.5	
N of Valid	453	372	368	327	1520	
N of Miss	49	90	54	28	221	

Table 193: If you used prescription drugs or over the counter drugs without a doctor telling you to use it or for the purpose of getting high, where did you get these drugs? - Did not use

Response	6	8	10	12	Total	
No	1.1	5.3	7.0	5.5	4.5	
Yes	98.9	94.7	93.0	94.5	95.5	
N of Valid	452	376	369	326	1523	
N of Miss	0	0	0	0	0	

Table 194: If you used prescription drugs or over the counter drugs without a doctor telling you to use it or for the purpose of getting high, where did you get these drugs? -
Bought or took from store or shop



Response	6	8	10	12	Total	
No	99.8	99.5	99.2	99.1	99.4	
Yes	0.2	0.5	0.8	0.9	0.6	
N of Valid	452	376	369	326	1523	
N of Miss	0	0	0	0	0	

Table 195: If you used prescription drugs or over the counter drugs without a doctor telling you to use it or for the purpose of getting high, where did you get these drugs? -
Got from parents with permission



Response	6	8	10	12	Total	
No	100.0	99.5	99.7	99.4	99.7	
Yes	0.0	0.5	0.3	0.6	0.3	
N of Valid	452	376	369	326	1523	
N of Miss	0	0	0	0	0	

Table 196: If you used prescription drugs or over the counter drugs without a doctor telling you to use it or for the purpose of getting high, where did you get these drugs? -
Got from home without permission



Response	6	8	10	12	Total	
No	100.0	98.7	98.6	99.7	99.3	
Yes	0.0	1.3	1.4	0.3	0.7	
N of Valid	452	376	369	326	1523	
N of Miss	0	0	0	0	0	

Table 197: If you used prescription drugs or over the counter drugs without a doctor telling you to use it or for the purpose of getting high, where did you get these drugs? -
Got from relative with permission



Response	6	8	10	12	Total	
No	99.6	100.0	98.1	98.5	99.1	
Yes	0.4	0.0	1.9	1.5	0.9	
N of Valid	452	376	369	326	1523	
N of Miss	0	0	0	0	0	

Table 198: If you used prescription drugs or over the counter drugs without a doctor telling you to use it or for the purpose of getting high, where did you get these drugs? -
Got from relative without permission



Response	6	8	10	12	Total	
No	100.0	98.9	99.7	99.4	99.5	
Yes	0.0	1.1	0.3	0.6	0.5	
N of Valid	452	376	369	326	1523	
N of Miss	0	0	0	0	0	

Table 199: If you used prescription drugs or over the counter drugs without a doctor telling you to use it or for the purpose of getting high, where did you get these drugs? -
Got from friend's home with permission



Response	6	8	10	12	Total	
No	100.0	99.5	99.2	99.7	99.6	
Yes	0.0	0.5	0.8	0.3	0.4	
N of Valid	452	376	369	326	1523	
N of Miss	0	0	0	0	0	

Table 200: If you used prescription drugs or over the counter drugs without a doctor telling you to use it or for the purpose of getting high, where did you get these drugs? -
Got from friend's home without permission



Response	6	8	10	12	Total	
No	100.0	99.7	98.9	100.0	99.7	
Yes	0.0	0.3	1.1	0.0	0.3	
N of Valid	452	376	369	326	1523	
N of Miss	0	0	0	0	0	

Table 201: If you used prescription drugs or over the counter drugs without a doctor telling you to use it or for the purpose of getting high, where did you get these drugs? -
Got from friend at school



Response	6	8	10	12	Total	
No	100.0	98.7	98.4	99.1	99.1	
Yes	0.0	1.3	1.6	0.9	0.9	
N of Valid	452	376	369	326	1523	
N of Miss	0	0	0	0	0	

Table 202: If you used prescription drugs or over the counter drugs without a doctor telling you to use it or for the purpose of getting high, where did you get these drugs? -
Got from friend at party



Response	6	8	10	12	Total	
No	99.8	99.5	99.5	98.8	99.4	
Yes	0.2	0.5	0.5	1.2	0.6	
N of Valid	452	376	369	326	1523	
N of Miss	0	0	0	0	0	

Table 203: If you used prescription drugs or over the counter drugs without a doctor telling you to use it or for the purpose of getting high, where did you get these drugs? -
Got from friend, elsewhere



Response	6	8	10	12	Total	
No	99.8	97.6	98.6	98.8	98.8	
Yes	0.2	2.4	1.4	1.2	1.2	
N of Valid	452	376	369	326	1523	
N of Miss	0	0	0	0	0	

Table 204: If you used prescription drugs or over the counter drugs without a doctor telling you to use it or for the purpose of getting high, where did you get these drugs? -
Got from internet sale



Response	6	8	10	12	Total	
No	99.8	99.2	99.2	99.1	99.3	
Yes	0.2	0.8	0.8	0.9	0.7	
N of Valid	452	376	369	326	1523	
N of Miss	0	0	0	0	0	

Table 205: During the last month, about how many marijuana cigarettes, or the equivalent, did you smoke a day, on the average?


Response	6	8	10	12	Total	
None	99.1	91.9	91.0	89.1	93.3	
Less than 1 a day	0.9	2.4	2.2	3.7	2.2	
1 a day	0.0	2.4	3.0	1.6	1.6	
2-3 a day	0.0	1.4	1.4	3.4	1.4	
4-6 a day	0.0	0.8	1.9	0.9	0.9	
7-10 a day	0.0	0.3	0.3	0.6	0.3	
11 or more a day	0.0	0.8	0.3	0.6	0.4	
N of Valid	462	370	366	322	1520	
N of Miss	40	92	56	33	221	

Table 206: How wrong do your friends feel it would be for YOU to: have one or two drinks of an alcoholic beverage nearly every day?


Response	6	8	10	12	Total	
Very wrong	82.7	63.5	57.2	54.4	65.8	
Wrong	10.3	19.5	17.3	17.0	15.7	
A little bit wrong	4.3	8.9	13.8	17.6	10.5	
Not at all wrong	2.8	8.1	11.7	10.9	7.9	
N of Valid	467	384	369	329	1549	
N of Miss	35	78	53	26	192	

Table 207: How wrong do your friends feel it would be for YOU to: smoke tobacco?


Response	6	8	10	12	Total	
Very wrong	84.6	69.2	64.0	62.7	71.2	
Wrong	10.4	16.8	18.2	16.8	15.2	
A little bit wrong	2.2	6.8	9.8	9.8	6.8	
Not at all wrong	2.8	7.1	8.1	10.7	6.8	
N of Valid	461	380	369	327	1537	
N of Miss	41	82	53	28	204	

Table 208: How wrong do your friends feel it would be for YOU to: smoke marijuana?

Response	6	8	10	12	Total	
Very wrong	89.2	67.3	48.5	46.2	64.9	
Wrong	5.8	14.2	13.8	14.7	11.7	
A little bit wrong	2.6	7.7	17.6	15.3	10.1	
Not at all wrong	2.4	10.8	20.1	23.9	13.3	
N of Valid	463	379	369	327	1538	
N of Miss	39	83	53	28	203	

Table 209: How wrong do your friends feel it would be for YOU to: use prescription drugs not prescribed to you?

Response	6	8	10	12	Total	
Very wrong	90.5	77.4	72.1	69.1	78.3	
Wrong	6.2	13.0	14.2	16.5	12.0	
A little bit wrong	1.3	4.8	6.0	10.7	5.3	
Not at all wrong	2.0	4.8	7.7	3.7	4.4	
N of Valid	455	376	365	327	1523	
N of Miss	47	86	57	28	218	

Table 210: How wrong would most adults (over 21) in your neighborhood think it is for kids your age: to use marijuana?

Response	6	8	10	12	Total	
Very wrong	90.1	79.1	60.3	57.1	73.3	
Wrong	6.2	11.4	17.9	17.8	12.8	
A little bit wrong	2.4	5.3	14.4	15.3	8.7	
Not at all wrong	1.3	4.2	7.3	9.8	5.3	
N of Valid	465	378	368	326	1537	
N of Miss	37	84	54	29	204	

Table 211: How wrong would most adults (over 21) in your neighborhood think it is for kids your age: to drink alcohol?





Response	6	8	10	12	Total	
Very wrong	87.5	72.7	58.4	55.4	70.1	
Wrong	8.2	12.5	19.7	18.6	14.2	
A little bit wrong	3.0	10.3	15.3	16.1	10.5	
Not at all wrong	1.3	4.5	6.6	9.9	5.2	
N of Valid	465	377	365	323	1530	
N of Miss	37	85	57	32	211	

Table 212: How wrong would most adults (over 21) in your neighborhood think it is for kids your age: to smoke cigarettes?





Response	6	8	10	12	Total	
Very wrong	85.7	75.8	65.3	63.3	73.6	
Wrong	8.5	14.1	19.1	17.6	14.3	
A little bit wrong	3.7	6.9	10.1	10.5	7.5	
Not at all wrong	2.2	3.2	5.5	8.6	4.6	
N of Valid	461	376	366	324	1527	
N of Miss	41	86	56	31	214	

Table 213: How much do each of the following statements describe your neighborhood? crime and/or drug selling





Response	6	8	10	12	Total	
NO!	79.6	69.8	62.7	64.7	69.9	
no	9.3	15.6	18.0	15.8	14.3	
yes	6.5	9.8	14.7	14.9	11.1	
YES!	4.6	4.8	4.6	4.6	4.6	
N of Valid	460	378	367	329	1534	
N of Miss	42	84	55	26	207	

Table 214: How much do each of the following statements describe your neighborhood? fights





Response	6	8	10	12	Total	
NO!	68.6	63.9	60.7	65.2	64.8	
no	13.2	13.6	20.5	18.8	16.2	
yes	10.5	14.7	10.9	11.4	11.8	
YES!	7.7	7.8	7.9	4.6	7.1	
N of Valid	456	374	366	325	1521	
N of Miss	46	88	56	30	220	

Table 215: How much do each of the following statements describe your neighborhood? lots of empty or abandoned buildings





Response	6	8	10	12	Total	
NO!	71.7	66.9	61.9	62.8	66.3	
no	13.9	16.0	20.8	16.0	16.5	
yes	8.7	10.9	11.2	16.0	11.4	
YES!	5.7	6.1	6.0	5.2	5.8	
N of Valid	459	375	365	325	1524	
N of Miss	43	87	57	30	217	

Table 216: How much do each of the following statements describe your neighborhood? lots of graffiti





Response	6	8	10	12	Total	
NO!	79.3	74.4	69.6	71.3	74.1	
no	13.2	16.9	22.8	22.4	18.4	
yes	4.0	6.0	3.9	4.4	4.5	
YES!	3.5	2.7	3.6	1.9	3.0	
N of Valid	455	367	359	317	1498	
N of Miss	47	95	63	38	243	

Table 217: I feel safe in my neighborhood.

Response	6	8	10	12	Total	
NO!	10.9	5.7	8.0	6.8	8.1	
no	6.6	9.2	8.8	9.9	8.5	
yes	33.0	39.6	43.1	39.1	38.4	
YES!	49.5	45.5	40.1	44.1	45.1	
N of Valid	457	369	364	322	1512	
N of Miss	45	93	58	33	229	

Table 218: If a kid smoked marijuana in your neighborhood would he or she be caught by the police?

Response	6	8	10	12	Total	
NO!	22.5	36.5	33.2	40.7	32.4	
no	22.7	31.2	42.5	36.1	32.4	
yes	22.9	19.5	18.5	15.3	19.4	
YES!	31.8	12.8	5.7	8.0	15.8	
N of Valid	462	375	367	327	1531	
N of Miss	40	87	55	28	210	

Table 219: If a kid drank some beer, wine or hard liquor (for example, vodka, whiskey, or gin) in your neighborhood would he or she be caught by the police?

Response	6	8	10	12	Total	
NO!	24.1	39.0	36.6	43.3	34.9	
no	24.1	34.7	42.6	35.7	33.6	
yes	24.6	14.8	16.4	14.6	18.1	
YES!	27.2	11.6	4.4	6.4	13.4	
N of Valid	460	372	366	328	1526	
N of Miss	42	90	56	27	215	

Table 220: If a kid carried a handgun in your neighborhood would he or she be caught by the police?





Response	6	8	10	12	Total	
NO!	23.9	35.0	31.4	38.8	31.6	
no	20.2	26.1	33.9	26.3	26.2	
yes	19.8	21.6	23.2	23.2	21.8	
YES!	36.1	17.3	11.5	11.6	20.3	
N of Valid	460	371	366	327	1524	
N of Miss	42	91	56	28	217	

Table 221: If you wanted to get some cigarettes, how easy would it be for you to get some?





Response	6	8	10	12	Total	
Very hard	80.9	62.0	52.4	43.5	61.4	
Sort of hard	8.4	13.9	16.3	12.2	12.4	
Sort of easy	3.7	13.1	17.5	14.3	11.6	
Very easy	7.0	11.0	13.9	30.1	14.6	
N of Valid	455	374	361	329	1519	
N of Miss	47	88	61	26	222	

Table 222: If you wanted to get some beer, wine or hard liquor (for example, vodka, whiskey, or gin), how easy would it be for you to get some?





Response	6	8	10	12	Total	
Very hard	80.0	62.3	46.4	42.2	59.5	
Sort of hard	9.0	11.5	17.7	14.1	12.8	
Sort of easy	5.3	13.6	17.1	19.3	13.2	
Very easy	5.7	12.6	18.8	24.5	14.6	
N of Valid	455	374	362	327	1518	
N of Miss	47	88	60	28	223	

Table 223: If you wanted to get a drug like cocaine, LSD, or amphetamines, how easy would it be for you to get some?





Response	6	8	10	12	Total	
Very hard	92.1	88.5	75.8	67.4	81.9	
Sort of hard	3.5	6.1	12.1	15.2	8.8	
Sort of easy	1.5	2.1	5.2	9.8	4.3	
Very easy	2.9	3.2	6.9	7.6	4.9	
N of Valid	453	374	363	328	1518	
N of Miss	49	88	59	27	223	

Table 224: If you wanted to get a handgun, how easy would it be for you to get one?





Response	6	8	10	12	Total	
Very hard	78.0	71.8	60.7	57.0	67.8	
Sort of hard	9.7	11.0	16.1	15.2	12.7	
Sort of easy	5.5	8.0	10.2	10.1	8.2	
Very easy	6.8	9.1	13.0	17.7	11.2	
N of Valid	455	373	361	328	1517	
N of Miss	47	89	61	27	224	

Table 225: If you wanted to get some marijuana, how easy would it be for you to get some?





Response	6	8	10	12	Total	
Very hard	90.4	73.0	50.4	46.3	67.0	
Sort of hard	4.0	8.4	13.0	10.4	8.6	
Sort of easy	2.2	7.5	14.7	11.3	8.5	
Very easy	3.3	11.1	21.9	32.0	15.9	
N of Valid	449	371	361	328	1509	
N of Miss	53	91	61	27	232	

Table 226: If you wanted to get prescription drugs for the purpose of getting high, how easy would it be for you to get some?





Response	6	8	10	12	Total	
Very hard	85.6	74.7	60.7	58.3	71.1	
Sort of hard	7.7	8.1	14.1	13.5	10.6	
Sort of easy	2.7	6.7	12.5	12.9	8.2	
Very easy	4.0	10.5	12.7	15.3	10.1	
N of Valid	452	371	361	326	1510	
N of Miss	50	91	61	29	231	

Table 227: If you wanted to get synthetic marijuana such as K2 or chemical products such as bath salts to get high, how easy would it be for you to get some?





Response	6	8	10	12	Total	
Very hard	92.9	86.3	76.0	71.3	82.6	
Sort of hard	3.5	6.2	11.8	14.3	8.5	
Sort of easy	0.9	4.0	4.1	6.4	3.6	
Very easy	2.6	3.5	8.0	7.9	5.3	
N of Valid	453	371	363	328	1515	
N of Miss	49	91	59	27	226	

Table 228: If you wanted to get steroids to use or to enhance athletic performance, how easy would it be for you to get some?





Response	6	8	10	12	Total	
Very hard	90.0	85.7	74.0	71.0	81.0	
Sort of hard	5.4	8.6	14.6	14.6	10.4	
Sort of easy	2.2	2.7	5.0	5.8	3.8	
Very easy	2.5	3.0	6.4	8.5	4.8	
N of Valid	448	371	362	328	1509	
N of Miss	54	91	60	27	232	

Table 229: If you wanted to get e-cigarettes, e-cigars, or e-hookahs, how easy would it be for you to get some?





Response	6	8	10	12	Total	
Very hard	86.9	68.4	56.6	52.7	67.7	
Sort of hard	6.6	7.5	11.3	9.5	8.6	
Sort of easy	2.4	8.0	11.3	12.2	8.1	
Very easy	4.0	16.1	20.7	25.6	15.6	
N of Valid	452	373	362	328	1515	
N of Miss	50	89	60	27	226	

Table 230: During the past 12 months, have you participated in any alcohol prevention programs or seen any alcohol prevention messages in your school or community? Yes, a school-based program focused on preventing underage drinking and/or drinking and driving.



Response	6	8	10	12	Total	
No	66.9	71.0	78.9	82.0	74.0	
Yes	33.1	29.0	21.1	18.0	26.0	
N of Valid	447	369	360	323	1499	
N of Miss	0	0	0	0	0	

Table 231: During the past 12 months, have you participated in any alcohol prevention programs or seen any alcohol prevention messages in your school or community? Yes, a community-based program focused on preventing underage drinking and/or drinking and driving (for example, through your church or temple or through youth groups like Boys and Girls Club or 4-H).



Response	6	8	10	12	Total	
No	88.1	92.7	93.1	93.5	91.6	
Yes	11.9	7.3	6.9	6.5	8.4	
N of Valid	447	369	360	323	1499	
N of Miss	0	0	0	0	0	

Table 232: During the past 12 months, have you participated in any alcohol prevention programs or seen any alcohol prevention messages in your school or community? Yes, a media campaign addressing underage drinking and/or drinking and driving (for example, newspaper ads, posters, pamphlets, radio, TV).



Response	6	8	10	12	Total	
No	89.5	89.7	91.7	94.4	91.1	
Yes	10.5	10.3	8.3	5.6	8.9	
N of Valid	447	369	360	323	1499	
N of Miss	0	0	0	0	0	

Table 233: During the past 12 months, have you participated in any alcohol prevention programs or seen any alcohol prevention messages in your school or community? No



Response	6	8	10	12	Total	
No	38.0	33.6	27.2	23.5	31.2	
Yes	62.0	66.4	72.8	76.5	68.8	
N of Valid	447	369	360	323	1499	
N of Miss	0	0	0	0	0	

Table 234: How wrong do your parents feel it would be for YOU to: have one or two drinks of an alcoholic beverage nearly every day?





Response	6	8	10	12	Total	
Very wrong	94.6	88.0	81.7	78.7	86.5	
Wrong	3.2	8.0	12.8	11.1	8.3	
A little bit wrong	1.3	2.1	2.8	6.5	3.0	
Not at all wrong	0.9	1.9	2.8	3.7	2.2	
N of Valid	464	375	360	324	1523	
N of Miss	38	87	62	31	218	

Table 235: How wrong do your parents feel it would be for YOU to: smoke tobacco?





Response	6	8	10	12	Total	
Very wrong	95.4	91.9	86.7	83.2	89.9	
Wrong	3.3	5.9	7.8	8.1	6.0	
A little bit wrong	0.7	1.1	4.2	4.0	2.3	
Not at all wrong	0.7	1.1	1.4	4.7	1.8	
N of Valid	460	372	360	322	1514	
N of Miss	42	90	62	33	227	

Table 236: How wrong do your parents feel it would be for YOU to: smoke marijuana?





Response	6	8	10	12	Total	
Very wrong	95.9	88.5	84.1	77.5	87.3	
Wrong	2.4	6.1	6.7	8.0	5.5	
A little bit wrong	1.1	2.7	4.5	8.0	3.8	
Not at all wrong	0.7	2.7	4.7	6.5	3.4	
N of Valid	460	374	359	324	1517	
N of Miss	42	88	63	31	224	

Table 237: How wrong do your parents feel it would be for YOU to: use prescription drugs not prescribed to you?





Response	6	8	10	12	Total	
Very wrong	96.1	92.7	87.6	86.7	91.3	
Wrong	2.6	4.0	8.4	7.7	5.4	
A little bit wrong	0.7	1.3	2.2	2.5	1.6	
Not at all wrong	0.7	1.9	1.7	3.1	1.7	
N of Valid	458	372	356	323	1509	
N of Miss	44	90	66	32	232	

Table 238: How wrong do your parents feel it would be for YOU to: steal something?





Response	6	8	10	12	Total	
Very wrong	90.4	91.4	86.9	89.2	89.6	
Wrong	7.9	6.2	8.6	6.5	7.3	
A little bit wrong	1.1	1.1	2.8	1.9	1.7	
Not at all wrong	0.7	1.3	1.7	2.5	1.5	
N of Valid	458	372	359	323	1512	
N of Miss	44	90	63	32	229	

Table 239: How wrong do your parents feel it would be for YOU to: draw graffiti, write things, or draw pictures on buildings or other property (without the owner's permission)?





Response	6	8	10	12	Total	
Very wrong	93.0	90.2	85.0	86.4	89.0	
Wrong	5.0	6.9	9.2	9.0	7.3	
A little bit wrong	1.1	1.6	3.9	2.2	2.1	
Not at all wrong	0.9	1.3	1.9	2.5	1.6	
N of Valid	460	376	359	324	1519	
N of Miss	42	86	63	31	222	

Table 240: How wrong do your parents feel it would be for YOU to: pick a fight with someone?





Response	6	8	10	12	Total	
Very wrong	72.6	65.7	69.9	75.5	70.9	
Wrong	15.8	20.5	18.4	14.2	17.2	
A little bit wrong	9.6	11.1	8.9	5.6	8.9	
Not at all wrong	2.0	2.7	2.8	4.6	2.9	
N of Valid	457	370	359	323	1509	
N of Miss	45	92	63	32	232	

Table 241: During the past 12 months, have you talked with at least one of your parents about the dangers of underage drinking and/or drinking and driving? By parents, we mean either your biological parents, adoptive parents, stepparents, or adult guardians - whether or not they live with you.



Response	6	8	10	12	Total	
No	49.7	58.1	56.8	64.0	56.5	
Yes	50.3	41.9	43.2	36.0	43.5	
N of Valid	429	339	336	303	1407	
N of Miss	73	123	86	52	334	

Table 242: The rules in my family are clear.

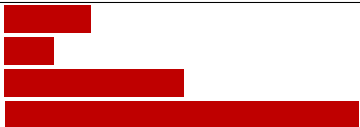
Response	6	8	10	12	Total	
NO!	9.6	13.4	10.3	13.7	11.6	
no	4.8	5.9	6.1	5.3	5.5	
yes	19.7	26.5	33.5	30.8	27.0	
YES!	65.9	54.2	50.0	50.2	55.9	
N of Valid	458	373	358	321	1510	
N of Miss	44	89	64	34	231	

Table 243: People in my family have serious arguments about the same things, and often insult or yell at each other.

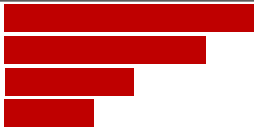
Response	6	8	10	12	Total	
NO!	46.5	39.4	29.3	37.0	38.6	
no	27.4	29.1	35.8	31.4	30.7	
yes	16.7	17.3	20.9	20.5	18.6	
YES!	9.4	14.3	14.0	11.2	12.1	
N of Valid	456	371	358	322	1507	
N of Miss	46	91	64	33	234	

Table 244: When I am not at home, one of my parents knows where I am and who I am with.

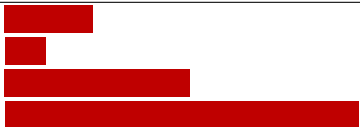
Response	6	8	10	12	Total	
NO!	11.6	12.4	10.1	14.2	12.0	
no	3.1	5.1	3.6	5.0	4.1	
yes	20.3	30.8	31.9	31.6	28.1	
YES!	65.1	51.6	54.3	49.2	55.8	
N of Valid	458	370	357	323	1508	
N of Miss	44	92	65	32	233	

Table 245: My family has clear rules about alcohol and drug use.

Response	6	8	10	12	Total	
NO!	11.7	14.8	12.6	16.1	13.6	
no	2.9	8.6	6.4	8.0	6.2	
yes	15.9	20.7	29.4	28.8	23.1	
YES!	69.5	55.9	51.5	47.1	57.1	
N of Valid	453	372	357	323	1505	
N of Miss	49	90	65	32	236	

Table 246: If you skipped school would you be caught by your parents?

Response	6	8	10	12	Total	
NO!	13.2	14.8	14.0	19.3	15.1	
no	4.8	12.1	17.3	17.4	12.3	
yes	19.2	15.9	26.0	25.5	21.3	
YES!	62.8	57.3	42.7	37.7	51.3	
N of Valid	454	372	358	321	1505	
N of Miss	48	90	64	34	236	

Table 247: My parents ask if I've gotten my homework done.

Response	6	8	10	12	Total	
NO!	11.3	15.6	17.9	21.1	16.0	
no	5.3	14.3	15.9	20.1	13.2	
yes	20.1	23.7	32.4	25.1	25.0	
YES!	63.4	46.4	33.8	33.7	45.8	
N of Valid	453	371	358	323	1505	
N of Miss	49	91	64	32	236	

Table 248: Would your parents know if you did not come home on time?

Response	6	8	10	12	Total	
NO!	9.9	12.4	11.1	16.7	12.3	
no	4.0	7.3	10.3	7.4	7.0	
yes	17.7	22.9	29.0	31.6	24.6	
YES!	68.4	57.4	49.6	44.3	56.0	
N of Valid	453	371	359	323	1506	
N of Miss	49	91	63	32	235	

Table 249: Do you know how to properly dispose of leftover prescription drugs?

Response	6	8	10	12	Total	
No	78.6	73.3	64.7	58.5	69.6	
Yes	21.4	26.7	35.3	41.5	30.4	
N of Valid	434	356	346	316	1452	
N of Miss	68	106	76	39	289	

Table 250: Have any of your brothers or sisters ever: drunk beer, wine or hard liquor (for example, vodka, whiskey or gin)?

Response	6	8	10	12	Total	
No	82.0	66.9	59.7	51.2	66.4	
Yes	16.1	29.5	37.3	44.4	30.5	
I don't have any brothers or sisters	2.0	3.5	3.1	4.3	3.1	
N of Valid	460	369	357	324	1510	
N of Miss	42	93	65	31	231	

Table 251: Have any of your brothers or sisters ever: smoked marijuana?

Response	6	8	10	12	Total	
No	90.9	77.5	70.8	59.7	76.2	
Yes	6.9	19.0	26.4	36.0	20.7	
I don't have any brothers or sisters	2.2	3.5	2.8	4.3	3.1	
N of Valid	463	369	356	325	1513	
N of Miss	39	93	66	30	228	

Table 252: Have any of your brothers or sisters ever: smoked cigarettes?

Response	6	8	10	12	Total	
No	85.7	77.2	77.2	69.8	78.2	
Yes	12.6	19.1	20.3	26.2	18.9	
I don't have any brothers or sisters	1.7	3.8	2.5	4.0	2.9	
N of Valid	462	372	355	324	1513	
N of Miss	40	90	67	31	228	

Table 253: Have any of your brothers or sisters ever: taken a handgun to school?

Response	6	8	10	12	Total	
No	96.8	95.1	95.2	90.7	94.7	
Yes	1.5	1.1	2.0	5.3	2.3	
I don't have any brothers or sisters	1.7	3.8	2.8	4.0	3.0	
N of Valid	462	368	354	322	1506	
N of Miss	40	94	68	33	235	

Table 254: Have any of your brothers or sisters ever: been suspended or expelled from school?

Response	6	8	10	12	Total	
No	75.9	70.4	63.3	64.4	69.1	
Yes	22.4	25.8	33.6	31.6	27.9	
I don't have any brothers or sisters	1.7	3.8	3.1	4.0	3.1	
N of Valid	460	368	357	323	1508	
N of Miss	42	94	65	32	233	

Table 255: Have any of your brothers or sisters ever: used e-cigarettes, e-cigars or e-hookahs (vaping)?

Response	6	8	10	12	Total	
No	89.6	77.6	75.2	72.8	79.7	
Yes	8.2	18.9	22.3	23.1	17.4	
I don't have any brothers or sisters	2.2	3.5	2.5	4.0	3.0	
N of Valid	461	370	355	324	1510	
N of Miss	41	92	67	31	231	

Table 256: Have any of your brothers or sisters ever: used prescription drugs not prescribed to him/her?




Response	6	8	10	12	Total	
No	95.0	88.9	86.5	81.1	88.5	
Yes	3.0	7.3	10.7	14.9	8.4	
I don't have any brothers or sisters	2.0	3.8	2.8	4.0	3.0	
N of Valid	460	370	356	323	1509	
N of Miss	42	92	66	32	232	

Table 257: Have you changed homes in the past year (the last 12 months)?



Response	6	8	10	12	Total	
No	74.5	72.7	77.3	78.3	75.5	
Yes	25.5	27.3	22.7	21.7	24.5	
N of Valid	458	362	352	313	1485	
N of Miss	44	100	70	42	256	

Table 258: How many times have you changed homes since kindergarten?






Response	6	8	10	12	Total	
Never	41.6	32.9	30.2	33.5	35.0	
1 or 2 times	29.8	31.8	27.1	25.5	28.7	
3 or 4 times	16.8	20.5	23.4	20.8	20.1	
5 or 6 times	5.3	5.4	10.5	9.9	7.5	
7 or more times	6.6	9.4	8.8	10.2	8.6	
N of Valid	457	371	354	322	1504	
N of Miss	45	91	68	33	237	

Table 259: Have you changed schools (including changing from elementary to middle and middle to high school) in the past year?



Response	6	8	10	12	Total	
No	60.1	66.7	68.8	77.0	67.4	
Yes	39.9	33.3	31.2	23.0	32.6	
N of Valid	454	360	352	318	1484	
N of Miss	48	102	70	37	257	

Table 260: How many times have you changed schools since kindergarten (including changing from elementary to middle and middle to high school)?






Response	6	8	10	12	Total	
Never	49.5	36.8	32.6	36.6	39.7	
1 or 2 times	26.0	30.0	21.0	21.7	24.9	
3 or 4 times	15.3	23.7	28.5	23.9	22.3	
5 or 6 times	5.3	4.1	12.4	11.8	8.0	
7 or more times	3.9	5.4	5.5	5.9	5.1	
N of Valid	457	367	347	322	1493	
N of Miss	45	95	75	33	248	

Table 261: Has anyone in your family ever had severe alcohol or drug problems?



Response	6	8	10	12	Total	
No	77.4	59.7	60.5	61.9	65.7	
Yes	22.6	40.3	39.5	38.1	34.3	
N of Valid	442	360	352	320	1474	
N of Miss	60	102	70	35	267	

Table 262: About how many adults (over 21) have you known personally who in the past year have: used marijuana, crack, cocaine, or other drugs?






Response	6	8	10	12	Total	
0	78.8	69.7	57.5	58.5	67.2	
1	10.4	12.6	15.9	11.5	12.5	
2	3.9	6.6	9.8	8.7	7.0	
3-4	1.7	3.8	6.4	7.4	4.6	
5	5.2	7.4	10.3	13.9	8.8	
N of Valid	462	366	358	323	1509	
N of Miss	40	96	64	32	232	

Table 263: About how many adults (over 21) have you known personally who in the past year have: sold or dealt drugs?






Response	6	8	10	12	Total	
0	85.5	78.1	72.3	70.3	77.3	
1	9.1	11.4	9.5	9.3	9.8	
2	2.2	3.9	7.3	7.7	5.0	
3-4	0.9	3.6	4.8	6.2	3.6	
5	2.4	3.1	6.2	6.5	4.3	
N of Valid	462	360	357	323	1502	
N of Miss	40	102	65	32	239	

Table 264: About how many adults (over 21) have you known personally who in the past year have: done other things that could get them in trouble with the police, like stealing, selling stolen goods, mugging or assaulting others, etc.?






Response	6	8	10	12	Total	
0	82.0	75.4	71.4	69.7	75.3	
1	11.5	11.9	9.2	9.3	10.6	
2	1.3	5.5	8.7	7.4	5.4	
3-4	2.6	3.3	4.2	5.9	3.9	
5	2.6	3.9	6.4	7.7	4.9	
N of Valid	462	362	357	323	1504	
N of Miss	40	100	65	32	237	

Table 265: About how many adults (over 21) have you known personally who in the past year have: gotten drunk or high?










Response	6	8	10	12	Total	
0	66.5	50.1	46.2	45.7	53.3	
1	15.1	19.7	16.1	10.8	15.5	
2	6.1	10.1	7.6	10.8	8.4	
3-4	4.4	6.5	7.9	9.8	6.9	
5	7.9	13.5	22.1	22.9	15.8	
N of Valid	457	355	353	315	1480	
N of Miss	45	107	69	40	261	

Table 266: How honest were you in filling out this survey?

Response	6	8	10	12	Total	
I was very honest	85.2	71.2	79.0	75.5	78.2	
I was honest pretty much of the time	10.8	22.0	14.5	16.5	15.7	
I was honest some of the time	3.3	4.0	4.9	4.9	4.2	
I was honest once in a while	0.7	2.9	1.6	3.1	2.0	
I was not honest at all	0.0	0.0	0.0	0.0	0.0	
N of Valid	461	378	366	327	1532	
N of Miss	41	84	56	28	209	