

2019 APNA

Arkansas Prevention Needs Assessment Survey

Region 7 Frequency Distribution Tables

Counties: Crittendon, Cross, Lee, Monroe, Phillips, St. Francis

Arkansas Department of Human Services,
Division of Aging, Adults, and Behavioral
Health Services
And
University of Arkansas at Little Rock
MidSOUTH Center for Prevention and Training

Contents

1 INTRODUCTION

11

2 PERCENTAGE TABLES

15

List of Frequency Distribution Tables

1	Gender	16
2	Age	16
3	Are you Hispanic or Latino?	16
4	What is your race? Black or African American	17
5	What is your race? Asian	17
6	What is your race? American Indian	17
7	What is your race? Alaska Native	17
8	What is your race? White	18
9	What is your race? Native Hawaiian or Other Pacific Islander	18
10	What is your race? Other	18
11	What is the highest level of schooling completed by your mother or father?	19
12	Think of where you live most of the time. Which of the following people live there with you? Mother	19
13	Think of where you live most of the time. Which of the following people live there with you? Stepmother	19
14	Think of where you live most of the time. Which of the following people live there with you? Foster Mother	20
15	Think of where you live most of the time. Which of the following people live there with you? Grandmother	20
16	Think of where you live most of the time. Which of the following people live there with you? Aunt	20
17	Think of where you live most of the time. Which of the following people live there with you? Father	20
18	Think of where you live most of the time. Which of the following people live there with you? Stepfather	21
19	Think of where you live most of the time. Which of the following people live there with you? Foster Father	21
20	Think of where you live most of the time. Which of the following people live there with you? Grandfather	21
21	Think of where you live most of the time. Which of the following people live there with you? Uncle	21
22	Think of where you live most of the time. Which of the following people live there with you? Other Adults	22
23	Think of where you live most of the time. Which of the following people live there with you? Brother(s)	22
24	Think of where you live most of the time. Which of the following people live there with you? Stepbrother(s)	22
25	Think of where you live most of the time. Which of the following people live there with you? Sister(s)	22
26	Think of where you live most of the time. Which of the following people live there with you? Stepsister(s)	23

27	Think of where you live most of the time. Which of the following people live there with you? Other Children	23
28	In my school, students have lots of chances to help decide things like class activities and rules.	23
29	Teachers ask me to work on special classroom projects.	23
30	My teacher(s) notices when I am doing a good job and lets me know about it.	24
31	There are lots of chances for students in my school to get involved in sports, clubs, and other school activities outside of class.	24
32	There are lots of chances for students in my school to talk with a teacher one-on-one.	24
33	I feel safe at my school.	25
34	The school lets my parents know when I have done something well.	25
35	My teachers praise me when I work hard in school.	25
36	Are your school grades better than the grades of most students in your class?	26
37	I have lots of chances to be part of class discussions or activities.	26
38	Now thinking back over the past year in school, how often did you: enjoy being in school?	26
39	Now thinking back over the past year in school, how often did you: hate being in school?	27
40	Now thinking back over the past year in school, how often did you: try to do your best work in school?	27
41	How often do you feel that the school work you are assigned is meaningful and important?	27
42	Putting them all together, what were your grades like last year?	28
43	How important do you think the things you are learning in school are going to be for your later life?	28
44	During the LAST FOUR WEEKS how many whole days of school have you missed because you skipped or "cut"?	28
45	What are the chances you would be seen as cool if you: smoked cigarettes?	29
46	What are the chances you would be seen as cool if you: worked hard at school?	29
47	What are the chances you would be seen as cool if you: began drinking alcoholic beverages regularly, that is, at least once or twice a month?	29
48	What are the chances you would be seen as cool if you: defended someone who was being bullied?	30
49	What are the chances you would be seen as cool if you: smoked marijuana?	30
50	What are the chances you would be seen as cool if you: carried a handgun?	30
51	What are the chances you would be seen as cool if you: used e-cigarettes, e-cigars or e-hookahs (vaping)?	31

52	What are the chances you would be seen as cool if you: bullied someone or cyber bullied someone?	31
53	Think of your four best friends (the friends you feel closest to). In the past year (12 months), how many of your best friends have: participated in clubs, organizations or activities at school?	31
54	Think of your four best friends (the friends you feel closest to). In the past year (12 months), how many of your best friends have: smoked cigarettes?	32
55	Think of your four best friends (the friends you feel closest to). In the past year (12 months), how many of your best friends have: tried beer, wine or hard liquor (for example, vodka, whiskey, or gin) when their parents didn't know about it?	32
56	Think of your four best friends (the friends you feel closest to). In the past year (12 months), how many of your best friends have: used e-cigarettes, e-cigars, or e-hookahs?	32
57	Think of your four best friends (the friends you feel closest to). In the past year (12 months), how many of your best friends have: used marijuana?	33
58	Think of your four best friends (the friends you feel closest to). In the past year (12 months), how many of your best friends have: used prescription drugs or non-prescription drugs for the purpose of getting high?	33
59	Think of your four best friends (the friends you feel closest to). In the past year (12 months), how many of your best friends have: used synthetic marijuana (K2, spice) or bath salts?	33
60	Think of your four best friends (the friends you feel closest to). In the past year (12 months), how many of your best friends have: used LSD, cocaine, amphetamines, or other illegal drugs?	34
61	Think of your four best friends (the friends you feel closest to). In the past year (12 months), how many of your best friends have: been bullied?	34
62	Think of your four best friends (the friends you feel closest to). In the past year (12 months), how many of your best friends have: been suspended from school?	34
63	Think of your four best friends (the friends you feel closest to). In the past year (12 months), how many of your best friends have: carried a handgun?	35
64	Think of your four best friends (the friends you feel closest to). In the past year (12 months), how many of your best friends have: sold illegal drugs?	35
65	Think of your four best friends (the friends you feel closest to). In the past year (12 months), how many of your best friends have: regularly attended religious services?	35

66	Think of your four best friends (the friends you feel closest to). In the past year (12 months), how many of your best friends have: stolen or tried to steal a motor vehicle such as a car or motorcycle?	36
67	Think of your four best friends (the friends you feel closest to). In the past year (12 months), how many of your best friends have: been arrested?	36
68	Think of your four best friends (the friends you feel closest to). In the past year (12 months), how many of your best friends have: dropped out of school?	36
69	Think of your four best friends (the friends you feel closest to). In the past year (12 months), how many of your best friends have: been members of a gang?	37
70	How old were you when you first: smoked marijuana?	37
71	How old were you when you first: smoked a cigarette, even just a puff?	38
72	How old were you when you first: had more than a sip or two of beer, wine or hard liquor (for example, vodka, whiskey, or gin)?	38
73	How old were you when you first: began drinking alcoholic beverages regularly, that is, at least once or twice a month?	39
74	How old were you when you first: used Pegaramide (peg, Peggy)?	39
75	How old were you when you first: got suspended from school?	40
76	How old were you when you first: got arrested?	40
77	How old were you when you first: carried a handgun?	41
78	How old were you when you first: used e-cigarettes, e-cigars, or e-hookahs (vaping)?	41
79	How old were you when you first: belonged to a gang?	42
80	How old were you when you first: used prescription drugs not prescribed to you?	42
81	How wrong do you think it is for someone your age to: take a handgun to school?	43
82	How wrong do you think it is for someone your age to: steal anything?	43
83	How wrong do you think it is for someone your age to: pick a fight with someone?	43
84	How wrong do you think it is for someone your age to: attack someone with the idea of seriously hurting them?	44
85	How wrong do you think it is for someone your age to: stay away from school all day when their parents think they are at school?	44
86	How wrong do you think it is for someone your age to: drink beer, wine or hard liquor (for example, vodka, whiskey, or gin) regularly?	44
87	How wrong do you think it is for someone your age to: smoke cigarettes?	45
88	How wrong do you think it is for someone your age to: smoke marijuana?	45

89	How wrong do you think it is for someone your age to: use prescription drugs or non-prescription drugs for the purpose of getting high?	45
90	How wrong do you think it is for someone your age to: use synthetic marijuana (K2, spice) or bath salts?	46
91	How wrong do you think it is for someone your age to: use LSD, cocaine, amphetamines or another illegal drug?	46
92	How wrong do you think it is for someone your age to: use e-cigarettes, e-cigars or e-hookahs (vaping)?	46
93	At school during the past 12 months, did you receive help from the resource teacher, speech therapist or other special education teacher?	47
94	How many times in the past year (12 months) have you: been suspended from school?	47
95	How many times in the past year (12 months) have you: carried a handgun?	47
96	How many times in the past year (12 months) have you: sold illegal drugs?	48
97	How many times in the past year (12 months) have you: stolen or tried to steal a motor vehicle such as a car or motorcycle?	48
98	How many times in the past year (12 months) have you: participated in clubs, organizations or activities at school?	48
99	How many times in the past year (12 months) have you: been arrested?	49
100	How many times in the past year (12 months) have you: attacked someone with the idea of seriously hurting them?	49
101	How many times in the past year (12 months) have you: been drunk or high at school?	49
102	How many times in the past year (12 months) have you: taken a handgun to school?	50
103	How many times in the past year (12 months) have you: used e-cigarettes, e-cigars, or e-hookahs (vaping)?	50
104	Are you currently on probation, or assigned a probation officer with Juvenile Court?	50
105	Have you ever belonged to a gang?	51
106	If you have ever belonged to a gang, did that gang have a name?	51
107	You are at a party at someone's house, and one of your friends offers you a drink containing alcohol. What would you say or do?	51
108	How often do you attend religious services or activities?	52
109	I think sometimes it's okay to cheat at school.	52
110	It is important to think before you act.	52
111	Sometimes I think that life is not worth it.	53
112	At times I think I am no good at all.	53
113	All in all, I am inclined to think that I am a failure.	53
114	In the past year, have you felt depressed or sad MOST days, even if you felt okay sometimes?	54
115	It is all right to beat up people if they start the fight.	54

116	I think it is okay to take something without asking if you can get away with it.	54
117	Where do you get the most information about living a drug and alcohol free life? Parents/guardians	55
118	Where do you get the most information about living a drug and alcohol free life? Friends	55
119	Where do you get the most information about living a drug and alcohol free life? Family members	55
120	Where do you get the most information about living a drug and alcohol free life? School	56
121	Where do you get the most information about living a drug and alcohol free life? Internet	56
122	Where do you get the most information about living a drug and alcohol free life? TV	56
123	Where do you get the most information about living a drug and alcohol free life? Social media	57
124	How much do you think people risk harming themselves (physically or in other ways) if they: smoked one or more packs of cigarettes per day?	57
125	How much do you think people risk harming themselves (physically or in other ways) if they: try marijuana once or twice?	57
126	How much do you think people risk harming themselves (physically or in other ways) if they: smoke marijuana once or twice a week?	58
127	How much do you think people risk harming themselves (physically or in other ways) if they: take one or two drinks of an alcoholic beverage (beer, wine, liquor) nearly every day?	58
128	How much do you think people risk harming themselves (physically or in other ways) if they: have five or more drinks of an alcoholic beverage once or twice a weekend?	58
129	How much do you think people risk harming themselves (physically or in other ways) if they: use prescription drugs that are not prescribed to them?	59
130	How much do you think people risk harming themselves (physically or in other ways) if they: use non-prescription drugs to get high?	59
131	How much do you think people risk harming themselves (physically or in other ways) if they: use e-cigarettes, e-cigars, or e-hookahs?	59
132	Have you ever used smokeless tobacco (chew, snuff, plug, dipping tobacco, or chewing tobacco)?	60
133	How often have you used smokeless tobacco during the past 30 days?	60
134	Have you ever smoked cigarettes?	60
135	How frequently have you smoked cigarettes during the past 30 days?	61
136	Which statement best describes rules about smoking inside your home or your family cars?	61
137	Have you ever used e-cigarettes, e-cigars, or e-hookahs (vaping)?	61

138	How frequently have you used e-cigarettes, e-cigars, or e-hookahs (vaping)?	62
139	During this school year, were you taught in any of your classes about the dangers of tobacco use?	62
140	During the past 12 months, have you participated in any community activities to discourage people your age from using cigarettes, chewing tobacco, snuff, dip or cigars, e-cigarettes, e-cigars, or e-hookahs?	62
141	Think back over the last two weeks. How many times have you had five or more alcoholic drinks in a row?	63
142	During the past 30 days, how many times did you ride in a car or other vehicle driven by someone who had been drinking alcohol or using drugs to get high?	63
143	During the past 30 days, how many times did you drive a car or other vehicle when you had been drinking alcohol or using drugs to get high?	63
144	If you drank alcohol (not just a sip or taste) in the past year, where did you usually drink it?	64
145	How do you feel about someone your age having one or two drinks of an alcoholic beverage nearly every day?	64
146	On how many occasions have you had alcoholic beverages (beer, wine or hard liquor) to drink in your lifetime - more than just a few sips?	64
147	On how many occasions have you drunk one or more drinks of an alcoholic beverage during the past 30 days?	65
148	On how many occasions have you used marijuana (grass, pot) or hashish (hash, hash oil) in your lifetime?	65
149	On how many occasions have you used marijuana (grass, pot) or hashish (hash, hash oil) during the past 30 days?	65
150	On how many occasions have you used LSD or other psychedelics in your lifetime?	66
151	On how many occasions have you used LSD or other psychedelics during the past 30 days?	66
152	On how many occasions have you used cocaine or crack in your lifetime?	66
153	On how many occasions have you used cocaine or crack during the past 30 days?	67
154	On how many occasions have you sniffed glue, breathed the contents of an aerosol spray can, or inhaled other gases or sprays, in order to get high in your lifetime?	67
155	On how many occasions have you sniffed glue, breathed the contents of an aerosol spray can, or inhaled other gases or sprays, in order to get high during the past 30 days?	67
156	On how many occasions have you used Pegaramide (peg, Peggy, etc.) in your lifetime?	68

157	On how many occasions have you used Pegaramide (peg, Peggy, etc.) during the past 30 days?	68
158	On how many occasions have you used synthetic marijuana (K2, spice) in your lifetime?	68
159	On how many occasions have you used synthetic marijuana (K2, spice) during the past 30 days?	69
160	On how many occasions have you used methamphetamines (meth, speed, crank, crystal meth) in your lifetime?	69
161	On how many occasions have you used methamphetamines (meth, speed, crank, crystal meth) in the past 30 days?	69
162	On how many occasions have you used other chemical products (bath salts, plant food, etc.) in your lifetime?	70
163	On how many occasions have you used other chemical products (bath salts, plant food, etc.) during the past 30 days?	70
164	On how many occasions have you used heroin or other opiates in your lifetime?	70
165	On how many occasions have you used heroin or other opiates during the past 30 days?	71
166	On how many occasions have you used MDMA ('X', 'E', or ecstasy) in your lifetime?	71
167	On how many occasions have you used MDMA ('X', 'E', or ecstasy) during the past 30 days?	71
168	On how many occasions have you taken prescription drugs (such as Valium, Xanax, Ritalin, Adderall, OxyContin, Tramadol, or sleeping pills) not prescribed to you in your lifetime?	72
169	On how many occasions have you taken prescription drugs (such as Valium, Xanax, Ritalin, Adderall, OxyContin, Tramadol, or sleeping pills) not prescribed to you during the past 30 days?	72
170	On how many occasions have you taken non-prescription medicines such as diet pills (for example, Dietac, Dexatrim or Prolamine), stay-awake pills (for example No-Doz, Vivarin, or Wake), or cough or cold medicines (robos, DXM, etc.) to get high in your lifetime?	72
171	On how many occasions have you taken non-prescription medicines such as diet pills (for example, Dietac, Dexatrim or Prolamine), stay-awake pills (for example No-Doz, Vivarin, or Wake), or cough or cold medicines (robos, DXM, etc.) to get high during the past 30 days?	73
172	On how many occasions have you been drunk or very high from drinking alcoholic beverages during the past 30 days?	73
173	On how many occasions have you drunk flavored alcoholic beverages, sometimes called 'alcopops' (like Mike's Hard Lemonade, Smirnoff Ice, Bacardi Breezers, etc.) in your lifetime?	73
174	On how many occasions have you drunk flavored alcoholic beverages, sometimes called 'alcopops' (like Mike's Hard Lemonade, Smirnoff Ice, Bacardi Breezers, etc.) during the past 30 days?	74

175	If you smoked cigarettes (not just a puff or drag) in the past year, how did you usually get them?	74
176	If you used e-cigarettes, e-cigars, or e-hookahs (not just a puff or drag) in the past year, how did you usually get them? - I did not use e-cigarettes, e-cigars, or e-hookahs in the past year	75
177	If you used e-cigarettes, e-cigars, or e-hookahs (not just a puff or drag) in the past year, how did you usually get them? - I bought them in a store such as a convenience store, supermarket, discount store, or gas station	75
178	If you used e-cigarettes, e-cigars, or e-hookahs (not just a puff or drag) in the past year, how did you usually get them? - I got them on the Internet	75
179	If you used e-cigarettes, e-cigars, or e-hookahs (not just a puff or drag) in the past year, how did you usually get them? - I got them at a store that sells electronic cigarettes, such as a "vape shop"	75
180	If you used e-cigarettes, e-cigars, or e-hookahs (not just a puff or drag) in the past year, how did you usually get them? - I got them from a family member	76
181	If you used e-cigarettes, e-cigars, or e-hookahs (not just a puff or drag) in the past year, how did you usually get them? - I got them from a friend	76
182	If you used e-cigarettes, e-cigars, or e-hookahs (not just a puff or drag) in the past year, how did you usually get them? - A stranger got them for me	76
183	If you used e-cigarettes, e-cigars, or e-hookahs (not just a puff or drag) in the past year, how did you usually get them? - I took them from a store or shop	76
184	If you used e-cigarettes, e-cigars, or e-hookahs (not just a puff or drag) in the past year, how did you usually get them? - I got them some other way	77
185	If you used marijuana (grass, pot) (not just a puff or drag) in the past year, how did you usually get it? - I did not use marijuana (grass, pot) in the past year	77
186	If you used marijuana (grass, pot) (not just a puff or drag) in the past year, how did you usually get it? - I bought it myself	77
187	If you used marijuana (grass, pot) (not just a puff or drag) in the past year, how did you usually get it? - I got it from someone at school	77
188	If you used marijuana (grass, pot) (not just a puff or drag) in the past year, how did you usually get it? - I got it from someone with a medical marijuana card	78
189	If you used marijuana (grass, pot) (not just a puff or drag) in the past year, how did you usually get it? - I got it from my brother or sister	78

190	If you used marijuana (grass, pot) (not just a puff or drag) in the past year, how did you usually get it? - I got it from another relative	78
191	If you used marijuana (grass, pot) (not just a puff or drag) in the past year, how did you usually get it? - Other	78
192	If you drank alcohol (not just a sip or taste) in the past year, how did you usually get it?	79
193	If you used prescription drugs or over the counter drugs without a doctor telling you to use it or for the purpose of getting high, where did you get these drugs? - Did not use	79
194	If you used prescription drugs or over the counter drugs without a doctor telling you to use it or for the purpose of getting high, where did you get these drugs? - Bought or took from store or shop	80
195	If you used prescription drugs or over the counter drugs without a doctor telling you to use it or for the purpose of getting high, where did you get these drugs? - Got from parents with permission	80
196	If you used prescription drugs or over the counter drugs without a doctor telling you to use it or for the purpose of getting high, where did you get these drugs? - Got from home without permission	80
197	If you used prescription drugs or over the counter drugs without a doctor telling you to use it or for the purpose of getting high, where did you get these drugs? - Got from relative with permission	80
198	If you used prescription drugs or over the counter drugs without a doctor telling you to use it or for the purpose of getting high, where did you get these drugs? - Got from relative without permission	81
199	If you used prescription drugs or over the counter drugs without a doctor telling you to use it or for the purpose of getting high, where did you get these drugs? - Got from friend's home with permission	81
200	If you used prescription drugs or over the counter drugs without a doctor telling you to use it or for the purpose of getting high, where did you get these drugs? - Got from friend's home without permission	81
201	If you used prescription drugs or over the counter drugs without a doctor telling you to use it or for the purpose of getting high, where did you get these drugs? - Got from friend at school	81
202	If you used prescription drugs or over the counter drugs without a doctor telling you to use it or for the purpose of getting high, where did you get these drugs? - Got from friend at party	82
203	If you used prescription drugs or over the counter drugs without a doctor telling you to use it or for the purpose of getting high, where did you get these drugs? - Got from friend, elsewhere	82
204	If you used prescription drugs or over the counter drugs without a doctor telling you to use it or for the purpose of getting high, where did you get these drugs? - Got from internet sale	82
205	During the last month, about how many marijuana cigarettes, or the equivalent, did you smoke a day, on the average?	83

206	How wrong do your friends feel it would be for YOU to: have one or two drinks of an alcoholic beverage nearly every day?	83
207	How wrong do your friends feel it would be for YOU to: smoke tobacco?	83
208	How wrong do your friends feel it would be for YOU to: smoke marijuana?	84
209	How wrong do your friends feel it would be for YOU to: use prescription drugs not prescribed to you?	84
210	How wrong would most adults (over 21) in your neighborhood think it is for kids your age: to use marijuana?	84
211	How wrong would most adults (over 21) in your neighborhood think it is for kids your age: to drink alcohol?	85
212	How wrong would most adults (over 21) in your neighborhood think it is for kids your age: to smoke cigarettes?	85
213	How much do each of the following statements describe your neighborhood? crime and/or drug selling	85
214	How much do each of the following statements describe your neighborhood? fights	86
215	How much do each of the following statements describe your neighborhood? lots of empty or abandoned buildings	86
216	How much do each of the following statements describe your neighborhood? lots of graffiti	86
217	I feel safe in my neighborhood.	87
218	If a kid smoked marijuana in your neighborhood would he or she be caught by the police?	87
219	If a kid drank some beer, wine or hard liquor (for example, vodka, whiskey, or gin) in your neighborhood would he or she be caught by the police?	87
220	If a kid carried a handgun in your neighborhood would he or she be caught by the police?	88
221	If you wanted to get some cigarettes, how easy would it be for you to get some?	88
222	If you wanted to get some beer, wine or hard liquor (for example, vodka, whiskey, or gin), how easy would it be for you to get some?	88
223	If you wanted to get a drug like cocaine, LSD, or amphetamines, how easy would it be for you to get some?	89
224	If you wanted to get a handgun, how easy would it be for you to get one?	89
225	If you wanted to get some marijuana, how easy would it be for you to get some?	89
226	If you wanted to get prescription drugs for the purpose of getting high, how easy would it be for you to get some?	90
227	If you wanted to get synthetic marijuana such as K2 or chemical products such as bath salts to get high, how easy would it be for you to get some?	90

228	If you wanted to get steroids to use or to enhance athletic performance, how easy would it be for you to get some?	90
229	If you wanted to get e-cigarettes, e-cigars, or e-hookahs, how easy would it be for you to get some?	91
230	During the past 12 months, have you participated in any alcohol prevention programs or seen any alcohol prevention messages in your school or community? Yes, a school-based program focused on preventing underage drinking and/or drinking and driving.	91
231	During the past 12 months, have you participated in any alcohol prevention programs or seen any alcohol prevention messages in your school or community? Yes, a community-based program focused on preventing underage drinking and/or drinking and driving (for example, through your church or temple or through youth groups like Boys and Girls Club or 4-H).	91
232	During the past 12 months, have you participated in any alcohol prevention programs or seen any alcohol prevention messages in your school or community? Yes, a media campaign addressing underage drinking and/or drinking and driving (for example, newspaper ads, posters, pamphlets, radio, TV).	92
233	During the past 12 months, have you participated in any alcohol prevention programs or seen any alcohol prevention messages in your school or community? No	92
234	How wrong do your parents feel it would be for YOU to: have one or two drinks of an alcoholic beverage nearly every day?	92
235	How wrong do your parents feel it would be for YOU to: smoke tobacco?	92
236	How wrong do your parents feel it would be for YOU to: smoke marijuana?	93
237	How wrong do your parents feel it would be for YOU to: use prescription drugs not prescribed to you?	93
238	How wrong do your parents feel it would be for YOU to: steal something?	93
239	How wrong do your parents feel it would be for YOU to: draw graffiti, write things, or draw pictures on buildings or other property (without the owner's permission)?	94
240	How wrong do your parents feel it would be for YOU to: pick a fight with someone?	94
241	During the past 12 months, have you talked with at least one of your parents about the dangers of underage drinking and/or drinking and driving? By parents, we mean either your biological parents, adoptive parents, stepparents, or adult guardians - whether or not they live with you.	94
242	The rules in my family are clear.	95
243	People in my family have serious arguments about the same things, and often insult or yell at each other.	95

244	When I am not at home, one of my parents knows where I am and who I am with.	95
245	My family has clear rules about alcohol and drug use.	96
246	If you skipped school would you be caught by your parents?	96
247	My parents ask if I've gotten my homework done.	96
248	Would your parents know if you did not come home on time?	97
249	Do you know how to properly dispose of leftover prescription drugs?	97
250	Have any of your brothers or sisters ever: drunk beer, wine or hard liquor (for example, vodka, whiskey or gin)?	97
251	Have any of your brothers or sisters ever: smoked marijuana?	97
252	Have any of your brothers or sisters ever: smoked cigarettes?	98
253	Have any of your brothers or sisters ever: taken a handgun to school?	98
254	Have any of your brothers or sisters ever: been suspended or expelled from school?	98
255	Have any of your brothers or sisters ever: used e-cigarettes, e-cigars or e-hookahs (vaping)?	98
256	Have any of your brothers or sisters ever: used prescription drugs not prescribed to him/her?	99
257	Have you changed homes in the past year (the last 12 months)?	99
258	How many times have you changed homes since kindergarten?	99
259	Have you changed schools (including changing from elementary to middle and middle to high school) in the past year?	99
260	How many times have you changed schools since kindergarten (including changing from elementary to middle and middle to high school)?	100
261	Has anyone in your family ever had severe alcohol or drug problems?	100
262	About how many adults (over 21) have you known personally who in the past year have: used marijuana, crack, cocaine, or other drugs?	100
263	About how many adults (over 21) have you known personally who in the past year have: sold or dealt drugs?	101
264	About how many adults (over 21) have you known personally who in the past year have: done other things that could get them in trouble with the police, like stealing, selling stolen goods, mugging or assaulting others, etc.?	101
265	About how many adults (over 21) have you known personally who in the past year have: gotten drunk or high?	101
266	How honest were you in filling out this survey?	102

List of Figures

1	Grade Chart	12
2	Gender Chart	13
3	Age Chart	14

1 INTRODUCTION

This report was generated from data collected on the *2019 Arkansas Prevention Needs Assessment Student Survey*. This report contains basic frequency tables of all data collected and graphs on the selected demographic variables of grade, gender and age.

Questions regarding the information found in this report can be directed to:

International Survey Associates dba Pride Surveys

Mr. Jay Gleaton

2140 Newmarket Parkway

Suite 116

Marietta, GA 30067

Telephone: (800) 279-6361

Fax: (770) 726-9327

Website: <http://www.pridesurveys.com>

Grade Chart

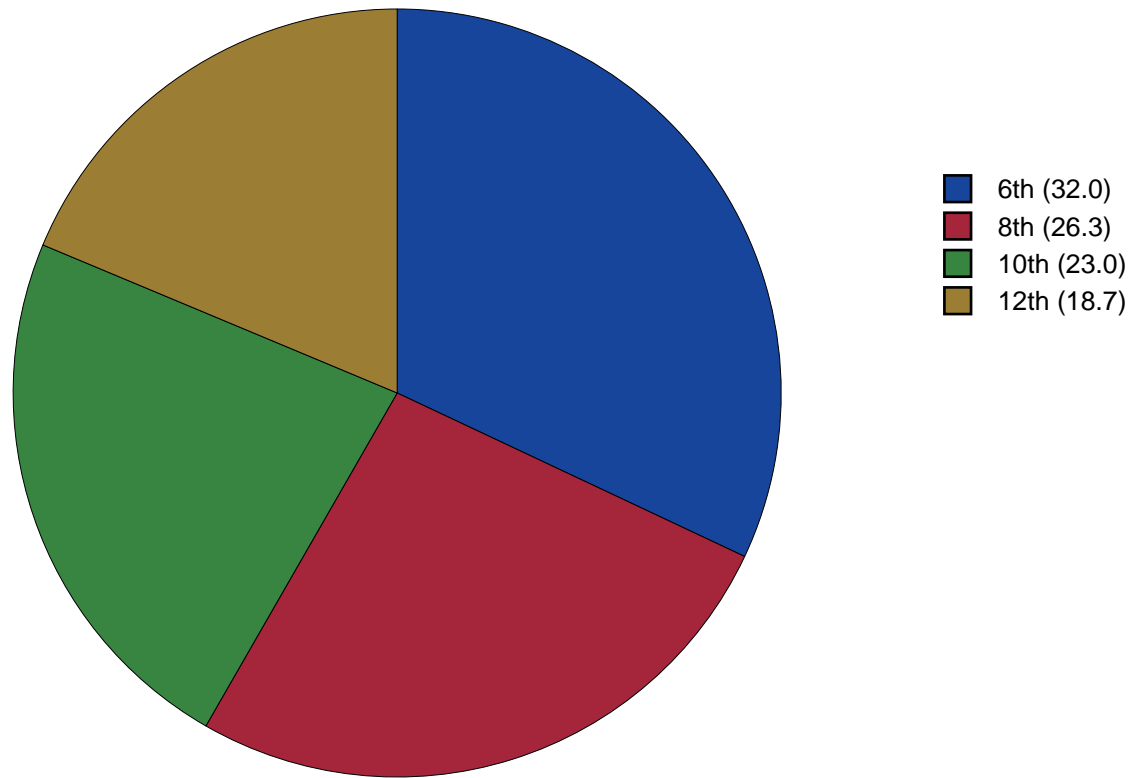


Figure 1: Grade Chart

Gender Chart

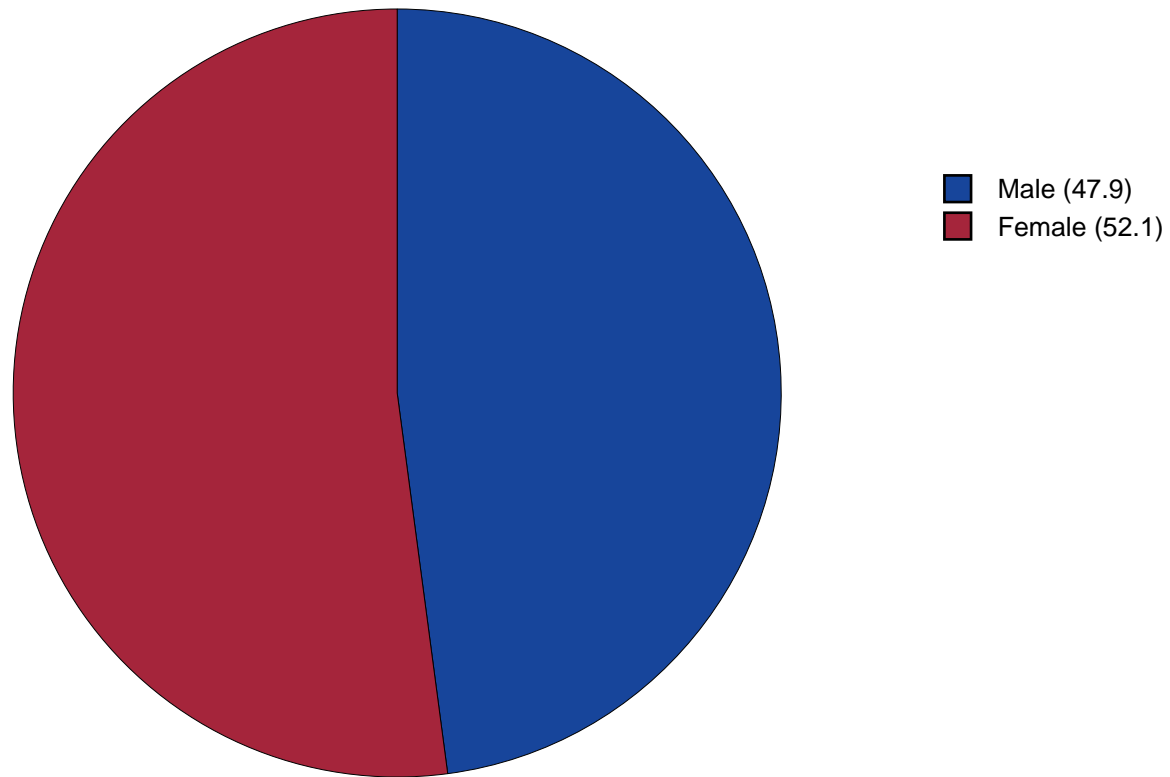


Figure 2: Gender Chart

Age Chart

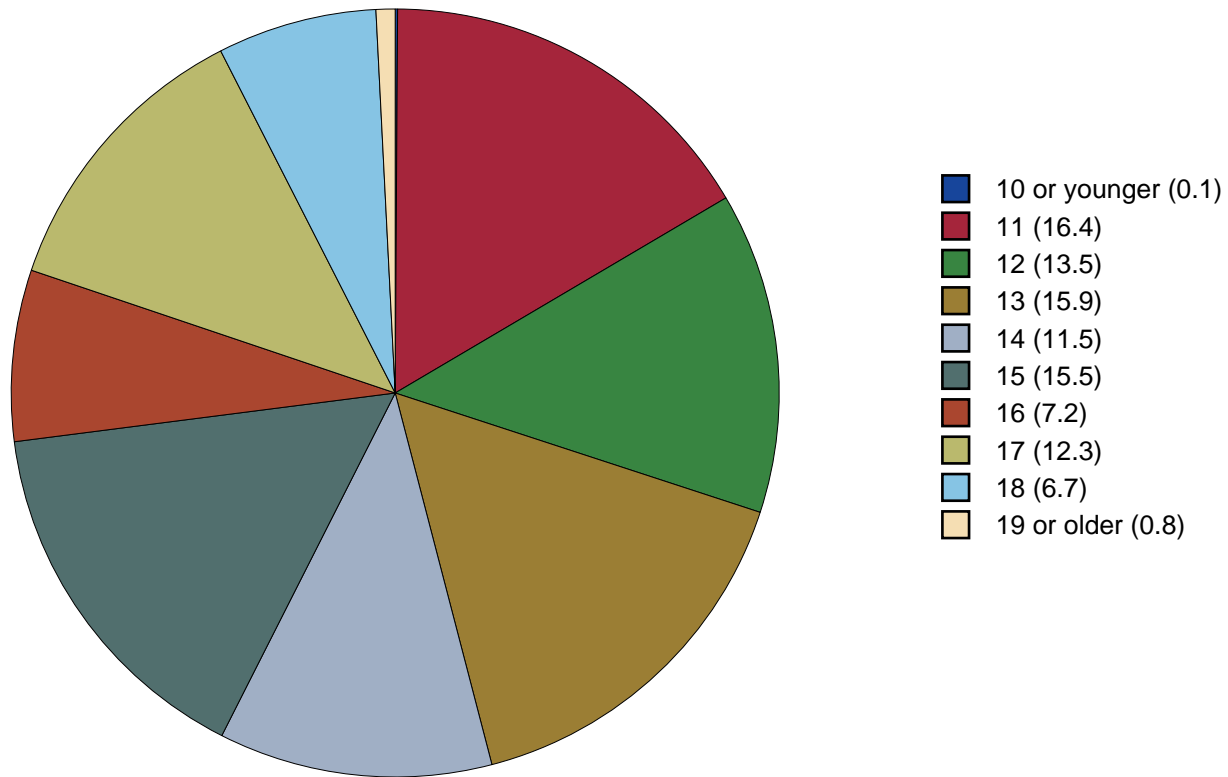


Figure 3: Age Chart

2 PERCENTAGE TABLES

The following tables contain frequency distribution detailing how your students responded to each question on the survey. The tables appear in the same order as the questions on the survey. The tables include breakdowns by grade level as well as overall percentages. The *N of Valid* row is a frequency count of the number of valid responses to each question for each grade and overall. The *N of Miss* row is a frequency count of the number of invalid (marked more than one response) or missing (i.e. did not respond) responses to each question for each grade and overall.

For the questions that allowed more than one response (i.e. race, live with, etc.) each response becomes a separate table. If a student did not mark the response, that was counted as a NO response, and if they did mark the response, that was counted as a YES response. Since a non response is a valid response for these questions, the *N of Miss* will always be zero for these questions.

Table 1: Gender



Response	6	8	10	12	Total	
Male	48.8	47.4	48.7	46.1	47.9	
Female	51.2	52.6	51.3	53.9	52.1	
N of Valid	830	673	585	471	2559	
N of Miss	30	34	32	32	128	

Table 2: Age











Response	6	8	10	12	Total	
10 or younger	0.3	0.0	0.0	0.0	0.1	
11	51.0	0.1	0.0	0.0	16.4	
12	42.1	0.1	0.0	0.0	13.5	
13	6.5	52.6	0.0	0.0	15.9	
14	0.0	43.8	0.2	0.0	11.5	
15	0.0	3.1	63.7	0.0	15.5	
16	0.0	0.1	31.2	0.0	7.2	
17	0.0	0.0	4.9	59.6	12.3	
18	0.0	0.0	0.0	36.0	6.7	
19 or older	0.0	0.0	0.0	4.4	0.8	
N of Valid	858	703	615	500	2676	
N of Miss	2	4	2	3	11	

Table 3: Are you Hispanic or Latino?



Response	6	8	10	12	Total	
No	93.4	92.9	94.4	93.9	93.6	
Yes	6.6	7.1	5.6	6.1	6.4	
N of Valid	798	686	604	493	2581	
N of Miss	62	21	13	10	106	

Table 4: What is your race? Black or African American



Response	6	8	10	12	Total	
No	33.8	34.9	30.0	28.1	32.1	
Yes	66.2	65.1	70.0	71.9	67.9	
N of Valid	850	705	613	501	2669	
N of Miss	0	0	0	0	0	

Table 5: What is your race? Asian



Response	6	8	10	12	Total	
No	99.2	99.4	98.9	99.2	99.2	
Yes	0.8	0.6	1.1	0.8	0.8	
N of Valid	850	705	613	501	2669	
N of Miss	0	0	0	0	0	

Table 6: What is your race? American Indian



Response	6	8	10	12	Total	
No	95.5	94.0	94.6	97.6	95.3	
Yes	4.5	6.0	5.4	2.4	4.7	
N of Valid	850	705	613	501	2669	
N of Miss	0	0	0	0	0	

Table 7: What is your race? Alaska Native



Response	6	8	10	12	Total	
No	99.9	100.0	99.8	100.0	99.9	
Yes	0.1	0.0	0.2	0.0	0.1	
N of Valid	850	705	613	501	2669	
N of Miss	0	0	0	0	0	

Table 8: What is your race? White



Response	6	8	10	12	Total	
No	69.6	69.1	68.5	71.7	69.6	
Yes	30.4	30.9	31.5	28.3	30.4	
N of Valid	850	705	613	501	2669	
N of Miss	0	0	0	0	0	

Table 9: What is your race? Native Hawaiian or Other Pacific Islander



Response	6	8	10	12	Total	
No	99.4	99.6	99.5	99.6	99.5	
Yes	0.6	0.4	0.5	0.4	0.5	
N of Valid	850	705	613	501	2669	
N of Miss	0	0	0	0	0	

Table 10: What is your race? Other



Response	6	8	10	12	Total	
No	93.2	92.3	96.7	97.0	94.5	
Yes	6.8	7.7	3.3	3.0	5.5	
N of Valid	850	705	613	501	2669	
N of Miss	0	0	0	0	0	

Table 11: What is the highest level of schooling completed by your mother or father?









Response	6	8	10	12	Total	
Completed grade school or less	6.0	3.5	1.8	2.0	3.6	
Some high school	2.8	5.7	10.7	22.4	9.1	
Completed high school	12.4	15.8	20.5	26.9	17.9	
Some college	10.5	13.1	13.0	17.6	13.1	
Completed college	23.8	24.8	29.4	17.2	24.1	
Graduate or professional school after college	11.5	10.9	7.6	3.8	9.0	
Don't know	30.9	24.2	14.4	6.8	20.8	
Does not apply	2.1	2.0	2.6	3.2	2.4	
N of Valid	828	689	609	499	2625	
N of Miss	32	18	8	4	62	

Table 12: Think of where you live most of the time. Which of the following people live there with you? Mother



Response	6	8	10	12	Total	
No	13.8	15.2	16.4	20.8	16.1	
Yes	86.2	84.8	83.6	79.2	83.9	
N of Valid	857	703	614	501	2675	
N of Miss	0	0	0	0	0	

Table 13: Think of where you live most of the time. Which of the following people live there with you? Stepmother



Response	6	8	10	12	Total	
No	95.3	95.2	94.8	95.2	95.1	
Yes	4.7	4.8	5.2	4.8	4.9	
N of Valid	857	703	614	501	2675	
N of Miss	0	0	0	0	0	

Table 14: Think of where you live most of the time. Which of the following people live there with you? Foster Mother



Response	6	8	10	12	Total	
No	99.4	99.4	99.5	99.2	99.4	
Yes	0.6	0.6	0.5	0.8	0.6	
N of Valid	857	703	614	501	2675	
N of Miss	0	0	0	0	0	

Table 15: Think of where you live most of the time. Which of the following people live there with you? Grandmother



Response	6	8	10	12	Total	
No	77.6	79.7	80.8	81.4	79.6	
Yes	22.4	20.3	19.2	18.6	20.4	
N of Valid	857	703	614	501	2675	
N of Miss	0	0	0	0	0	

Table 16: Think of where you live most of the time. Which of the following people live there with you? Aunt



Response	6	8	10	12	Total	
No	92.4	93.2	93.2	94.2	93.1	
Yes	7.6	6.8	6.8	5.8	6.9	
N of Valid	857	703	614	501	2675	
N of Miss	0	0	0	0	0	

Table 17: Think of where you live most of the time. Which of the following people live there with you? Father



Response	6	8	10	12	Total	
No	54.6	60.6	57.3	68.1	59.3	
Yes	45.4	39.4	42.7	31.9	40.7	
N of Valid	857	703	614	501	2675	
N of Miss	0	0	0	0	0	

Table 18: Think of where you live most of the time. Which of the following people live there with you? Stepfather



Response	6	8	10	12	Total	
No	84.4	86.8	87.0	86.8	86.1	
Yes	15.6	13.2	13.0	13.2	13.9	
N of Valid	857	703	614	501	2675	
N of Miss	0	0	0	0	0	

Table 19: Think of where you live most of the time. Which of the following people live there with you? Foster Father



Response	6	8	10	12	Total	
No	99.4	99.6	99.5	99.6	99.5	
Yes	0.6	0.4	0.5	0.4	0.5	
N of Valid	857	703	614	501	2675	
N of Miss	0	0	0	0	0	

Table 20: Think of where you live most of the time. Which of the following people live there with you? Grandfather



Response	6	8	10	12	Total	
No	90.0	92.6	91.5	93.8	91.7	
Yes	10.0	7.4	8.5	6.2	8.3	
N of Valid	857	703	614	501	2675	
N of Miss	0	0	0	0	0	

Table 21: Think of where you live most of the time. Which of the following people live there with you? Uncle



Response	6	8	10	12	Total	
No	92.8	95.6	95.9	95.2	94.7	
Yes	7.2	4.4	4.1	4.8	5.3	
N of Valid	857	703	614	501	2675	
N of Miss	0	0	0	0	0	

Table 22: Think of where you live most of the time. Which of the following people live there with you? Other Adults



Response	6	8	10	12	Total	
No	97.5	98.6	97.7	98.4	98.0	
Yes	2.5	1.4	2.3	1.6	2.0	
N of Valid	857	703	614	501	2675	
N of Miss	0	0	0	0	0	

Table 23: Think of where you live most of the time. Which of the following people live there with you? Brother(s)



Response	6	8	10	12	Total	
No	52.5	52.2	52.9	62.1	54.3	
Yes	47.5	47.8	47.1	37.9	45.7	
N of Valid	857	703	614	501	2675	
N of Miss	0	0	0	0	0	

Table 24: Think of where you live most of the time. Which of the following people live there with you? Stepbrother(s)



Response	6	8	10	12	Total	
No	94.9	94.6	96.9	96.2	95.5	
Yes	5.1	5.4	3.1	3.8	4.5	
N of Valid	857	703	614	501	2675	
N of Miss	0	0	0	0	0	

Table 25: Think of where you live most of the time. Which of the following people live there with you? Sister(s)



Response	6	8	10	12	Total	
No	52.4	55.0	55.5	60.3	55.3	
Yes	47.6	45.0	44.5	39.7	44.7	
N of Valid	857	703	614	501	2675	
N of Miss	0	0	0	0	0	

Table 26: Think of where you live most of the time. Which of the following people live there with you? Stepsister(s)

Response	6	8	10	12	Total	
No	95.8	94.3	96.3	97.4	95.8	
Yes	4.2	5.7	3.7	2.6	4.2	
N of Valid	857	703	614	501	2675	
N of Miss	0	0	0	0	0	

Table 27: Think of where you live most of the time. Which of the following people live there with you? Other Children

Response	6	8	10	12	Total	
No	94.9	94.2	94.1	92.6	94.1	
Yes	5.1	5.8	5.9	7.4	5.9	
N of Valid	857	703	614	501	2675	
N of Miss	0	0	0	0	0	

Table 28: In my school, students have lots of chances to help decide things like class activities and rules.

Response	6	8	10	12	Total	
NO!	18.5	18.2	18.3	19.9	18.6	
no	30.7	36.5	32.7	27.7	32.1	
yes	39.0	39.2	40.7	40.2	39.7	
YES!	11.9	6.1	8.4	12.3	9.6	
N of Valid	818	688	597	488	2591	
N of Miss	42	19	20	15	96	

Table 29: Teachers ask me to work on special classroom projects.

Response	6	8	10	12	Total	
NO!	10.5	11.9	10.0	13.2	11.3	
no	35.0	40.0	36.9	37.6	37.3	
yes	37.0	39.5	44.7	39.5	39.9	
YES!	17.5	8.6	8.3	9.7	11.5	
N of Valid	802	678	590	484	2554	
N of Miss	58	29	27	19	133	

Table 30: My teacher(s) notices when I am doing a good job and lets me know about it.

Response	6	8	10	12	Total
NO!	5.6	7.2	7.6	10.4	7.4
no	10.3	18.3	21.0	15.7	15.9
yes	45.5	48.6	52.1	52.2	49.1
YES!	38.5	26.0	19.4	21.7	27.6
N of Valid	797	657	582	479	2515
N of Miss	63	50	35	24	172

Table 31: There are lots of chances for students in my school to get involved in sports, clubs, and other school activities outside of class.

Response	6	8	10	12	Total
NO!	5.7	3.7	3.5	6.4	4.8
no	10.6	8.6	5.9	9.2	8.7
yes	39.6	46.5	47.3	42.3	43.7
YES!	44.0	41.3	43.3	42.1	42.8
N of Valid	820	678	594	487	2579
N of Miss	40	29	23	16	108

Table 32: There are lots of chances for students in my school to talk with a teacher one-on-one.

Response	6	8	10	12	Total
NO!	4.6	9.5	7.2	7.4	7.0
no	10.1	21.9	19.8	21.3	17.6
yes	39.8	46.4	50.7	49.7	45.9
YES!	45.6	22.2	22.3	21.7	29.5
N of Valid	812	681	596	489	2578
N of Miss	48	26	21	14	109

Table 33: I feel safe at my school.

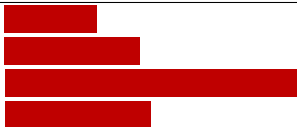
Response	6	8	10	12	Total	
NO!	8.6	15.9	13.3	14.1	12.6	
no	11.7	26.2	24.0	19.3	19.8	
yes	42.4	43.0	51.4	50.2	46.1	
YES!	37.3	15.0	11.2	16.4	21.5	
N of Valid	814	675	587	482	2558	
N of Miss	46	32	30	21	129	

Table 34: The school lets my parents know when I have done something well.


Response	6	8	10	12	Total	
NO!	9.3	25.0	23.0	29.7	20.5	
no	25.5	38.6	42.9	34.4	34.6	
yes	38.5	29.3	25.9	26.2	30.8	
YES!	26.7	7.1	8.3	9.6	14.1	
N of Valid	808	676	588	488	2560	
N of Miss	52	31	29	15	127	

Table 35: My teachers praise me when I work hard in school.


Response	6	8	10	12	Total	
NO!	10.4	16.4	14.8	18.6	14.5	
no	28.9	33.3	37.2	30.8	32.3	
yes	37.0	38.1	37.0	38.5	37.6	
YES!	23.7	12.2	11.0	12.0	15.6	
N of Valid	809	670	589	483	2551	
N of Miss	51	37	28	20	136	

Table 36: Are your school grades better than the grades of most students in your class?

Response	6	8	10	12	Total
NO!	8.1	5.2	3.9	4.5	5.7
no	29.2	25.7	23.3	19.6	25.1
yes	42.4	48.5	53.2	52.7	48.4
YES!	20.4	20.6	19.6	23.1	20.8
N of Valid	805	670	587	484	2546
N of Miss	55	37	30	19	141

Table 37: I have lots of chances to be part of class discussions or activities.

Response	6	8	10	12	Total
NO!	5.9	7.4	5.2	6.4	6.2
no	12.9	17.5	15.7	17.2	15.6
yes	44.6	51.8	56.9	55.4	51.4
YES!	36.6	23.4	22.2	20.9	26.8
N of Valid	814	676	591	487	2568
N of Miss	46	31	26	16	119

Table 38: Now thinking back over the past year in school, how often did you: enjoy being in school?

Response	6	8	10	12	Total
Never	9.8	13.4	12.9	15.9	12.6
Seldom	10.8	18.7	17.1	18.6	15.8
Sometimes	36.8	40.7	44.1	36.9	39.6
Often	21.9	18.4	18.6	19.0	19.7
Almost always	20.7	8.9	7.2	9.7	12.4
N of Valid	817	686	596	485	2584
N of Miss	43	21	21	18	103

Table 39: Now thinking back over the past year in school, how often did you: hate being in school?

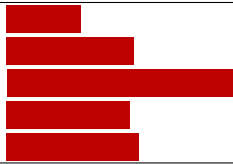
Response	6	8	10	12	Total	
Never	17.9	5.9	3.4	8.6	9.6	
Seldom	22.5	18.0	16.3	14.5	18.4	
Sometimes	30.7	35.2	39.1	36.6	34.9	
Often	14.5	19.4	19.2	19.3	17.8	
Almost always	14.4	21.5	22.0	21.0	19.3	
N of Valid	799	674	583	476	2532	
N of Miss	61	33	34	27	155	

Table 40: Now thinking back over the past year in school, how often did you: try to do your best work in school?

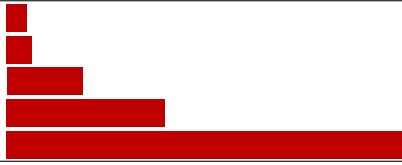
Response	6	8	10	12	Total	
Never	0.7	0.4	1.2	0.8	0.8	
Seldom	0.9	1.8	2.2	1.6	1.6	
Sometimes	7.9	11.8	9.0	11.8	9.9	
Often	13.0	26.3	28.3	31.3	23.5	
Almost always	77.4	59.7	59.4	54.4	64.2	
N of Valid	806	680	591	485	2562	
N of Miss	54	27	26	18	125	

Table 41: How often do you feel that the school work you are assigned is meaningful and important?

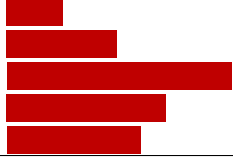
Response	6	8	10	12	Total	
Never	4.9	5.8	8.3	8.5	6.6	
Seldom	8.4	18.3	18.4	20.8	15.6	
Sometimes	24.3	38.6	39.6	39.8	34.5	
Often	27.4	23.8	21.2	20.4	23.7	
Almost always	35.0	13.5	12.5	10.5	19.5	
N of Valid	820	684	593	485	2582	
N of Miss	40	23	24	18	105	

Table 42: Putting them all together, what were your grades like last year?

Response	6	8	10	12	Total
Mostly F's	1.1	0.9	0.5	0.4	0.8
Mostly D's	3.2	2.3	1.9	1.7	2.4
Mostly C's	20.1	21.7	17.8	13.5	18.8
Mostly B's	40.8	42.1	41.4	45.7	42.2
Mostly A's	34.8	32.9	38.4	38.7	35.9
N of Valid	807	681	594	481	2563
N of Miss	53	26	23	22	124

Table 43: How important do you think the things you are learning in school are going to be for your later life?

Response	6	8	10	12	Total
Very important	61.1	29.9	17.0	14.7	34.0
Quite important	19.6	22.3	18.0	21.2	20.2
Fairly important	12.4	26.1	33.7	30.8	24.4
Slightly important	5.7	16.8	23.6	23.3	16.0
Not at all important	1.2	4.8	7.7	10.1	5.3
N of Valid	813	685	594	477	2569
N of Miss	47	22	23	26	118

Table 44: During the LAST FOUR WEEKS how many whole days of school have you missed because you skipped or "cut"?

Response	6	8	10	12	Total
None	50.9	55.6	61.8	58.6	56.1
1	12.8	13.7	11.2	10.1	12.2
2	11.4	8.6	8.4	9.5	9.6
3	10.4	8.3	9.2	9.3	9.4
4-5	10.8	8.6	6.2	7.8	8.6
6-10	3.0	3.8	2.2	3.3	3.1
11 or more	0.6	1.5	1.0	1.4	1.1
N of Valid	825	687	597	485	2594
N of Miss	35	20	20	18	93

Table 45: What are the chances you would be seen as cool if you: smoked cigarettes?






Response	6	8	10	12	Total	
No or very little chance	92.4	81.0	83.4	87.0	86.2	
Little chance	3.3	7.6	7.5	6.2	6.0	
Some chance	1.9	5.5	5.0	2.5	3.7	
Pretty good chance	1.1	4.0	2.2	1.9	2.3	
Very good chance	1.3	1.9	1.9	2.3	1.8	
N of Valid	786	674	584	471	2515	
N of Miss	74	33	33	32	172	

Table 46: What are the chances you would be seen as cool if you: worked hard at school?






Response	6	8	10	12	Total	
No or very little chance	4.5	10.6	11.6	10.8	8.9	
Little chance	5.1	11.3	9.5	7.5	8.2	
Some chance	12.3	18.6	21.6	21.1	17.8	
Pretty good chance	26.3	28.4	22.8	32.1	27.2	
Very good chance	51.8	31.0	34.6	28.4	37.9	
N of Valid	786	661	570	464	2481	
N of Miss	74	46	47	39	206	

Table 47: What are the chances you would be seen as cool if you: began drinking alcoholic beverages regularly, that is, at least once or twice a month?






Response	6	8	10	12	Total	
No or very little chance	87.8	70.1	66.1	65.5	73.9	
Little chance	5.6	9.9	12.0	11.6	9.4	
Some chance	2.0	9.5	11.0	9.7	7.5	
Pretty good chance	2.7	6.5	7.1	7.7	5.7	
Very good chance	1.8	4.1	3.8	5.6	3.6	
N of Valid	781	665	575	466	2487	
N of Miss	79	42	42	37	200	

Table 48: What are the chances you would be seen as cool if you: defended someone who was being bullied?






Response	6	8	10	12	Total	
No or very little chance	11.4	16.6	16.0	18.9	15.2	
Little chance	9.6	15.4	14.1	11.2	12.5	
Some chance	17.9	25.6	28.2	28.3	24.3	
Pretty good chance	24.3	20.0	21.4	20.6	21.8	
Very good chance	36.8	22.4	20.3	21.0	26.2	
N of Valid	782	669	575	466	2492	
N of Miss	78	38	42	37	195	

Table 49: What are the chances you would be seen as cool if you: smoked marijuana?






Response	6	8	10	12	Total	
No or very little chance	91.1	65.3	58.6	58.1	70.5	
Little chance	3.8	9.2	9.5	9.7	7.7	
Some chance	1.3	8.9	10.3	10.8	7.2	
Pretty good chance	1.0	7.4	9.3	7.1	5.8	
Very good chance	2.8	9.2	12.2	14.3	8.8	
N of Valid	786	663	580	463	2492	
N of Miss	74	44	37	40	195	

Table 50: What are the chances you would be seen as cool if you: carried a handgun?






Response	6	8	10	12	Total	
No or very little chance	82.5	72.2	72.6	76.5	76.3	
Little chance	6.1	7.9	8.8	7.1	7.4	
Some chance	4.7	6.9	6.7	7.1	6.2	
Pretty good chance	2.7	5.7	4.8	3.9	4.2	
Very good chance	4.0	7.3	7.1	5.4	5.8	
N of Valid	784	662	580	464	2490	
N of Miss	76	45	37	39	197	

Table 51: What are the chances you would be seen as cool if you: used e-cigarettes, e-cigars or e-hookahs (vaping)?


Response	6	8	10	12	Total	
No or very little chance	88.1	68.7	67.1	66.7	74.0	
Little chance	5.4	7.4	7.3	8.6	7.0	
Some chance	2.7	6.8	7.8	8.6	6.1	
Pretty good chance	1.4	6.3	7.1	7.1	5.1	
Very good chance	2.4	10.8	10.7	9.0	7.8	
N of Valid	780	664	578	466	2488	
N of Miss	80	43	39	37	199	

Table 52: What are the chances you would be seen as cool if you: bullied someone or cyber bullied someone?


Response	6	8	10	12	Total	
No or very little chance	88.1	68.7	67.1	66.7	74.0	
Little chance	5.4	7.4	7.3	8.6	7.0	
Some chance	2.7	6.8	7.8	8.6	6.1	
Pretty good chance	1.4	6.3	7.1	7.1	5.1	
Very good chance	2.4	10.8	10.7	9.0	7.8	
N of Valid	780	664	578	466	2488	
N of Miss	80	43	39	37	199	

Table 53: Think of your four best friends (the friends you feel closest to). In the past year (12 months), how many of your best friends have: participated in clubs, organizations or activities at school?


Response	6	8	10	12	Total	
0	21.9	15.0	17.8	22.0	19.1	
1	12.9	14.0	11.8	13.4	13.0	
2	18.0	20.1	20.7	17.5	19.1	
3	12.6	15.5	16.9	13.6	14.6	
4	34.5	35.4	32.8	33.5	34.2	
N of Valid	776	666	574	463	2479	
N of Miss	84	41	43	40	208	

Table 54: Think of your four best friends (the friends you feel closest to). In the past year (12 months), how many of your best friends have: smoked cigarettes?






Response	6	8	10	12	Total	
0	92.7	85.2	86.0	85.5	87.8	
1	4.4	7.8	7.7	6.6	6.5	
2	2.0	4.6	3.2	3.5	3.2	
3	0.3	0.8	1.3	1.8	0.9	
4	0.7	1.5	1.8	2.6	1.5	
N of Valid	768	650	559	455	2432	
N of Miss	92	57	58	48	255	

Table 55: Think of your four best friends (the friends you feel closest to). In the past year (12 months), how many of your best friends have: tried beer, wine or hard liquor (for example, vodka, whiskey, or gin) when their parents didn't know about it?






Response	6	8	10	12	Total	
0	87.3	66.8	58.8	61.3	70.4	
1	5.0	14.0	14.3	9.7	10.5	
2	2.4	7.9	8.6	10.4	6.8	
3	1.8	4.1	7.0	7.6	4.7	
4	3.5	7.3	11.3	11.0	7.7	
N of Valid	780	662	573	462	2477	
N of Miss	80	45	44	41	210	

Table 56: Think of your four best friends (the friends you feel closest to). In the past year (12 months), how many of your best friends have: used e-cigarettes, e-cigars, or e-hookahs?






Response	6	8	10	12	Total	
0	93.6	77.6	71.9	72.1	80.3	
1	3.5	8.7	9.2	9.2	7.3	
2	1.4	6.0	6.1	7.4	4.8	
3	0.9	3.5	4.2	5.0	3.1	
4	0.6	4.2	8.7	6.3	4.5	
N of Valid	779	666	576	459	2480	
N of Miss	81	41	41	44	207	

Table 57: Think of your four best friends (the friends you feel closest to). In the past year (12 months), how many of your best friends have: used marijuana?






Response	6	8	10	12	Total	
0	94.3	76.5	64.3	62.3	76.6	
1	2.7	9.6	11.0	10.9	8.0	
2	1.8	5.0	11.3	8.7	6.2	
3	0.6	3.4	4.4	7.8	3.6	
4	0.5	5.5	9.1	10.2	5.6	
N of Valid	773	656	574	459	2462	
N of Miss	87	51	43	44	225	

Table 58: Think of your four best friends (the friends you feel closest to). In the past year (12 months), how many of your best friends have: used prescription drugs or non-prescription drugs for the purpose of getting high?






Response	6	8	10	12	Total	
0	96.5	88.4	89.7	88.8	91.4	
1	1.4	4.6	5.4	5.0	3.9	
2	0.9	3.2	2.3	2.8	2.2	
3	0.4	2.0	0.7	1.5	1.1	
4	0.8	1.8	1.9	1.8	1.5	
N of Valid	775	658	575	457	2465	
N of Miss	85	49	42	46	222	

Table 59: Think of your four best friends (the friends you feel closest to). In the past year (12 months), how many of your best friends have: used synthetic marijuana (K2, spice) or bath salts?






Response	6	8	10	12	Total	
0	98.3	95.4	96.2	95.9	96.6	
1	0.9	1.7	1.9	2.2	1.6	
2	0.3	1.5	0.5	0.9	0.8	
3	0.0	0.6	0.5	0.7	0.4	
4	0.5	0.8	0.9	0.4	0.6	
N of Valid	772	657	577	459	2465	
N of Miss	88	50	40	44	222	

Table 60: Think of your four best friends (the friends you feel closest to). In the past year (12 months), how many of your best friends have: used LSD, cocaine, amphetamines, or other illegal drugs?






Response	6	8	10	12	Total	
0	98.3	95.6	96.0	96.7	96.8	
1	0.9	2.6	1.9	1.5	1.7	
2	0.1	1.1	0.9	0.9	0.7	
3	0.1	0.2	0.3	0.7	0.3	
4	0.5	0.6	0.9	0.2	0.6	
N of Valid	771	660	576	459	2466	
N of Miss	89	47	41	44	221	

Table 61: Think of your four best friends (the friends you feel closest to). In the past year (12 months), how many of your best friends have: been bullied?






Response	6	8	10	12	Total	
0	44.3	53.9	64.0	71.5	56.5	
1	26.2	18.6	13.6	12.2	18.6	
2	12.5	13.4	10.4	8.3	11.5	
3	3.7	4.7	5.0	3.9	4.3	
4	13.4	9.4	7.0	4.1	9.1	
N of Valid	779	657	575	459	2470	
N of Miss	81	50	42	44	217	

Table 62: Think of your four best friends (the friends you feel closest to). In the past year (12 months), how many of your best friends have: been suspended from school?






Response	6	8	10	12	Total	
0	55.8	48.5	54.5	63.4	55.0	
1	20.6	20.7	19.9	17.0	19.8	
2	9.4	12.3	11.1	9.8	10.7	
3	4.4	5.8	5.9	2.8	4.8	
4	9.7	12.7	8.5	7.0	9.7	
N of Valid	770	656	574	459	2459	
N of Miss	90	51	43	44	228	

Table 63: Think of your four best friends (the friends you feel closest to). In the past year (12 months), how many of your best friends have: carried a handgun?






Response	6	8	10	12	Total	
0	90.3	84.5	89.2	87.5	88.0	
1	4.8	7.1	4.7	4.6	5.4	
2	2.3	3.9	1.9	2.8	2.8	
3	0.9	2.0	1.6	1.8	1.5	
4	1.7	2.4	2.6	3.3	2.4	
N of Valid	772	659	576	457	2464	
N of Miss	88	48	41	46	223	

Table 64: Think of your four best friends (the friends you feel closest to). In the past year (12 months), how many of your best friends have: sold illegal drugs?






Response	6	8	10	12	Total	
0	97.2	93.8	92.0	92.1	94.1	
1	1.4	3.5	4.0	3.7	3.0	
2	0.8	1.1	2.1	1.7	1.3	
3	0.3	0.6	0.5	0.9	0.5	
4	0.4	1.1	1.4	1.5	1.0	
N of Valid	777	656	576	458	2467	
N of Miss	83	51	41	45	220	

Table 65: Think of your four best friends (the friends you feel closest to). In the past year (12 months), how many of your best friends have: regularly attended religious services?






Response	6	8	10	12	Total	
0	63.2	46.9	43.7	49.1	51.6	
1	9.7	13.5	17.1	17.6	14.0	
2	7.2	15.5	17.0	12.1	12.6	
3	6.3	10.0	10.3	10.6	9.0	
4	13.6	14.2	11.9	10.6	12.8	
N of Valid	749	653	572	454	2428	
N of Miss	111	54	45	49	259	

Table 66: Think of your four best friends (the friends you feel closest to). In the past year (12 months), how many of your best friends have: stolen or tried to steal a motor vehicle such as a car or motorcycle?






Response	6	8	10	12	Total	
0	95.7	94.7	92.8	93.6	94.4	
1	2.3	3.2	4.7	3.3	3.3	
2	0.8	0.6	0.9	1.3	0.9	
3	0.5	0.6	0.3	1.5	0.7	
4	0.6	0.9	1.2	0.2	0.8	
N of Valid	773	655	573	454	2455	
N of Miss	87	52	44	49	232	

Table 67: Think of your four best friends (the friends you feel closest to). In the past year (12 months), how many of your best friends have: been arrested?






Response	6	8	10	12	Total	
0	93.5	85.1	84.8	85.5	87.8	
1	4.7	8.0	7.7	9.0	7.1	
2	0.6	3.2	3.3	2.2	2.2	
3	0.1	0.8	2.6	1.5	1.1	
4	1.0	2.9	1.6	1.8	1.8	
N of Valid	771	652	573	456	2452	
N of Miss	89	55	44	47	235	

Table 68: Think of your four best friends (the friends you feel closest to). In the past year (12 months), how many of your best friends have: dropped out of school?






Response	6	8	10	12	Total	
0	95.6	95.7	93.6	93.4	94.8	
1	3.6	2.7	5.0	4.6	3.9	
2	0.3	1.1	0.2	0.9	0.6	
3	0.1	0.2	0.5	0.4	0.3	
4	0.4	0.3	0.7	0.7	0.5	
N of Valid	776	656	576	456	2464	
N of Miss	84	51	41	47	223	

Table 69: Think of your four best friends (the friends you feel closest to). In the past year (12 months), how many of your best friends have: been members of a gang?


Response	6	8	10	12	Total	
0	86.3	79.0	84.6	84.2	83.6	
1	5.7	10.0	5.6	5.7	6.8	
2	2.1	3.9	3.8	3.7	3.3	
3	1.4	1.7	1.2	2.4	1.6	
4	4.5	5.4	4.7	3.9	4.7	
N of Valid	775	661	573	456	2465	
N of Miss	85	46	44	47	222	

Table 70: How old were you when you first: smoked marijuana?


Response	6	8	10	12	Total	
Never	97.3	86.0	79.3	71.9	85.5	
10 or younger	1.1	1.5	1.4	1.5	1.4	
11	1.0	2.3	1.0	0.7	1.3	
12	0.3	3.2	1.4	1.8	1.6	
13	0.0	5.0	3.7	1.5	2.5	
14	0.1	1.4	6.6	4.2	2.7	
15	0.0	0.5	5.4	5.0	2.3	
16	0.0	0.0	1.0	6.1	1.4	
17 or older	0.1	0.3	0.2	7.2	1.5	
N of Valid	788	666	575	456	2485	
N of Miss	72	41	42	47	202	

Table 71: How old were you when you first: smoked a cigarette, even just a puff?










Response	6	8	10	12	Total	
Never	93.1	87.1	86.9	87.9	89.1	
10 or younger	4.3	5.8	4.1	2.9	4.4	
11	2.3	1.5	1.2	0.4	1.5	
12	0.3	2.3	1.6	1.1	1.3	
13	0.0	2.5	1.8	1.6	1.4	
14	0.0	0.6	2.3	1.1	0.9	
15	0.0	0.2	1.6	0.9	0.6	
16	0.0	0.0	0.4	2.7	0.6	
17 or older	0.0	0.0	0.2	1.3	0.3	
N of Valid	768	651	565	447	2431	
N of Miss	92	56	52	56	256	

Table 72: How old were you when you first: had more than a sip or two of beer, wine or hard liquor (for example, vodka, whiskey, or gin)?










Response	6	8	10	12	Total	
Never	85.1	68.0	64.6	63.7	71.9	
10 or younger	9.8	10.5	4.3	4.4	7.7	
11	3.8	4.0	4.2	0.9	3.4	
12	1.3	7.6	3.1	0.9	3.3	
13	0.0	7.5	4.3	3.3	3.6	
14	0.0	1.7	7.6	4.0	3.0	
15	0.0	0.5	9.4	5.1	3.2	
16	0.0	0.0	2.1	9.7	2.3	
17 or older	0.0	0.3	0.3	8.1	1.7	
N of Valid	785	657	577	455	2474	
N of Miss	75	50	40	48	213	

Table 73: How old were you when you first: began drinking alcoholic beverages regularly, that is, at least once or twice a month?










Response	6	8	10	12	Total	
Never	98.3	92.7	89.2	86.4	92.5	
10 or younger	0.9	0.9	1.0	0.2	0.8	
11	0.5	0.8	0.7	0.2	0.6	
12	0.3	1.8	0.3	0.4	0.7	
13	0.0	2.7	1.0	0.0	1.0	
14	0.0	0.6	1.9	1.5	0.9	
15	0.0	0.5	4.4	1.5	1.4	
16	0.0	0.0	1.4	4.4	1.1	
17 or older	0.0	0.0	0.0	5.3	1.0	
N of Valid	785	660	574	456	2475	
N of Miss	75	47	43	47	212	

Table 74: How old were you when you first: used Pegaramide (peg, Peggy)?


Response	6	8	10	12	Total	
Never	100.0	100.0	100.0	100.0	100.0	
10 or younger	0.0	0.0	0.0	0.0	0.0	
11	0.0	0.0	0.0	0.0	0.0	
12	0.0	0.0	0.0	0.0	0.0	
13	0.0	0.0	0.0	0.0	0.0	
14	0.0	0.0	0.0	0.0	0.0	
15	0.0	0.0	0.0	0.0	0.0	
16	0.0	0.0	0.0	0.0	0.0	
17 or older	0.0	0.0	0.0	0.0	0.0	
N of Valid	768	652	578	454	2452	
N of Miss	92	55	39	49	235	

Table 75: How old were you when you first: got suspended from school?










Response	6	8	10	12	Total	
Never	72.5	60.5	60.8	65.6	65.3	
10 or younger	15.5	16.0	10.2	9.5	13.3	
11	9.5	5.3	4.0	2.2	5.7	
12	2.0	6.2	4.5	5.1	4.3	
13	0.3	8.5	6.1	4.6	4.6	
14	0.0	3.0	7.1	4.0	3.2	
15	0.0	0.2	5.7	4.8	2.3	
16	0.0	0.2	0.9	3.1	0.8	
17 or older	0.3	0.2	0.7	1.1	0.5	
N of Valid	782	661	576	454	2473	
N of Miss	78	46	41	49	214	

Table 76: How old were you when you first: got arrested?










Response	6	8	10	12	Total	
Never	97.4	91.2	90.8	90.7	93.0	
10 or younger	0.9	0.6	0.7	0.4	0.7	
11	1.3	1.1	0.3	0.2	0.8	
12	0.4	1.7	1.0	0.7	0.9	
13	0.0	3.6	2.1	0.9	1.6	
14	0.0	1.5	2.1	0.9	1.1	
15	0.0	0.2	1.9	1.5	0.8	
16	0.0	0.2	0.9	2.4	0.7	
17 or older	0.0	0.0	0.2	2.2	0.4	
N of Valid	782	661	576	454	2473	
N of Miss	78	46	41	49	214	

Table 77: How old were you when you first: carried a handgun?










Response	6	8	10	12	Total	
Never	92.3	89.3	93.3	90.9	91.5	
10 or younger	2.7	2.6	2.3	0.9	2.2	
11	2.6	1.7	0.5	0.4	1.5	
12	1.9	1.4	0.2	0.7	1.1	
13	0.3	3.6	1.2	0.2	1.4	
14	0.1	1.1	0.7	0.9	0.6	
15	0.0	0.3	1.2	1.3	0.6	
16	0.0	0.0	0.4	2.2	0.5	
17 or older	0.1	0.2	0.2	2.4	0.6	
N of Valid	781	662	568	452	2463	
N of Miss	79	45	49	51	224	

Table 78: How old were you when you first: used e-cigarettes, e-cigars, or e-hookahs (vaping)?










Response	6	8	10	12	Total	
Never	96.3	86.6	82.1	79.5	87.3	
10 or younger	1.3	1.2	0.3	0.7	0.9	
11	1.4	1.1	0.9	0.4	1.0	
12	0.6	2.9	0.2	0.0	1.0	
13	0.3	6.2	1.0	1.1	2.2	
14	0.0	1.8	7.1	1.8	2.5	
15	0.1	0.2	6.6	2.2	2.0	
16	0.0	0.0	1.6	8.4	1.9	
17 or older	0.0	0.0	0.2	6.0	1.1	
N of Valid	783	659	577	453	2472	
N of Miss	77	48	40	50	215	

Table 79: How old were you when you first: belonged to a gang?










Response	6	8	10	12	Total	
Never	95.0	91.2	94.6	93.6	93.6	
10 or younger	1.2	1.4	1.2	0.7	1.1	
11	2.3	0.8	0.0	0.0	0.9	
12	1.3	1.4	0.0	0.2	0.8	
13	0.1	3.2	0.5	0.4	1.1	
14	0.0	1.8	1.2	0.9	0.9	
15	0.0	0.2	2.3	1.3	0.8	
16	0.0	0.0	0.2	1.3	0.3	
17 or older	0.1	0.2	0.0	1.5	0.4	
N of Valid	780	658	574	456	2468	
N of Miss	80	49	43	47	219	

Table 80: How old were you when you first: used prescription drugs not prescribed to you?










Response	6	8	10	12	Total	
Never	98.1	93.2	93.2	93.0	94.7	
10 or younger	1.2	2.4	0.7	1.5	1.5	
11	0.6	1.1	0.9	0.0	0.7	
12	0.0	0.8	0.3	0.7	0.4	
13	0.0	2.1	0.2	1.3	0.8	
14	0.0	0.3	1.7	0.4	0.6	
15	0.0	0.0	2.4	0.9	0.7	
16	0.1	0.0	0.5	0.9	0.3	
17 or older	0.0	0.2	0.0	1.3	0.3	
N of Valid	781	664	577	456	2478	
N of Miss	79	43	40	47	209	

Table 81: How wrong do you think it is for someone your age to: take a handgun to school?

Response	6	8	10	12	Total	
Very wrong	90.8	83.2	85.8	90.1	87.5	
Wrong	6.6	12.6	9.0	5.3	8.5	
A little bit wrong	1.9	3.0	3.6	3.5	2.9	
Not at all wrong	0.8	1.2	1.6	1.1	1.1	
N of Valid	791	668	578	456	2493	
N of Miss	69	39	39	47	194	

Table 82: How wrong do you think it is for someone your age to: steal anything?

Response	6	8	10	12	Total	
Very wrong	73.3	60.6	65.0	79.6	69.2	
Wrong	21.4	29.0	25.7	13.7	23.0	
A little bit wrong	4.0	7.9	7.5	5.8	6.2	
Not at all wrong	1.3	2.4	1.7	0.9	1.6	
N of Valid	780	655	572	451	2458	
N of Miss	80	52	45	52	229	

Table 83: How wrong do you think it is for someone your age to: pick a fight with someone?

Response	6	8	10	12	Total	
Very wrong	51.7	44.8	55.8	66.6	53.5	
Wrong	30.0	30.5	26.4	19.9	27.4	
A little bit wrong	15.1	19.4	14.3	10.8	15.2	
Not at all wrong	3.3	5.3	3.5	2.7	3.8	
N of Valid	784	656	575	452	2467	
N of Miss	76	51	42	51	220	

Table 84: How wrong do you think it is for someone your age to: attack someone with the idea of seriously hurting them?





Response	6	8	10	12	Total	
Very wrong	85.4	70.8	75.2	78.9	77.9	
Wrong	9.5	16.9	13.6	13.0	13.1	
A little bit wrong	2.9	7.7	7.9	6.4	6.0	
Not at all wrong	2.2	4.7	3.3	1.8	3.0	
N of Valid	783	664	573	455	2475	
N of Miss	77	43	44	48	212	

Table 85: How wrong do you think it is for someone your age to: stay away from school all day when their parents think they are at school?





Response	6	8	10	12	Total	
Very wrong	78.0	62.9	65.8	69.3	69.5	
Wrong	16.3	24.1	21.8	16.9	19.7	
A little bit wrong	4.2	9.4	9.8	10.3	8.0	
Not at all wrong	1.5	3.6	2.6	3.5	2.7	
N of Valid	787	660	573	456	2476	
N of Miss	73	47	44	47	211	

Table 86: How wrong do you think it is for someone your age to: drink beer, wine or hard liquor (for example, vodka, whiskey, or gin) regularly?





Response	6	8	10	12	Total	
Very wrong	88.3	69.6	63.8	65.9	73.5	
Wrong	7.6	17.4	19.1	13.7	14.0	
A little bit wrong	2.8	9.2	12.0	14.8	8.8	
Not at all wrong	1.3	3.8	5.0	5.7	3.6	
N of Valid	787	662	575	454	2478	
N of Miss	73	45	42	49	209	

Table 87: How wrong do you think it is for someone your age to: smoke cigarettes?





Response	6	8	10	12	Total	
Very wrong	92.6	80.7	79.6	81.9	84.4	
Wrong	4.7	13.0	13.1	9.3	9.7	
A little bit wrong	1.5	4.2	4.7	5.7	3.8	
Not at all wrong	1.2	2.1	2.6	3.1	2.1	
N of Valid	780	664	573	454	2471	
N of Miss	80	43	44	49	216	

Table 88: How wrong do you think it is for someone your age to: smoke marijuana?





Response	6	8	10	12	Total	
Very wrong	92.9	70.3	59.9	59.8	73.1	
Wrong	4.3	13.1	15.9	11.9	10.7	
A little bit wrong	1.8	9.2	13.8	15.8	9.1	
Not at all wrong	1.0	7.4	10.5	12.5	7.0	
N of Valid	787	663	573	455	2478	
N of Miss	73	44	44	48	209	

Table 89: How wrong do you think it is for someone your age to: use prescription drugs or non-prescription drugs for the purpose of getting high?





Response	6	8	10	12	Total	
Very wrong	95.4	85.8	82.7	86.6	88.3	
Wrong	3.4	10.8	11.1	9.5	8.3	
A little bit wrong	0.3	1.5	3.9	2.2	1.8	
Not at all wrong	0.9	2.0	2.3	1.8	1.7	
N of Valid	785	660	568	455	2468	
N of Miss	75	47	49	48	219	

Table 90: How wrong do you think it is for someone your age to: use synthetic marijuana (K2, spice) or bath salts?

Response	6	8	10	12	Total	
Very wrong	96.3	88.3	87.5	92.1	91.3	
Wrong	2.6	8.9	9.5	5.7	6.4	
A little bit wrong	0.3	1.5	1.8	1.1	1.1	
Not at all wrong	0.9	1.4	1.2	1.1	1.1	
N of Valid	780	664	569	455	2468	
N of Miss	80	43	48	48	219	

Table 91: How wrong do you think it is for someone your age to: use LSD, cocaine, amphetamines or another illegal drug?

Response	6	8	10	12	Total	
Very wrong	96.0	91.1	90.2	93.2	92.8	
Wrong	2.3	6.9	7.2	5.3	5.2	
A little bit wrong	0.5	0.8	1.2	0.7	0.8	
Not at all wrong	1.1	1.2	1.4	0.9	1.2	
N of Valid	783	662	569	455	2469	
N of Miss	77	45	48	48	218	

Table 92: How wrong do you think it is for someone your age to: use e-cigarettes, e-cigars or e-hookahs (vaping)?

Response	6	8	10	12	Total	
Very wrong	90.2	74.3	67.4	73.9	77.7	
Wrong	6.2	13.0	16.1	8.9	10.8	
A little bit wrong	2.1	7.6	10.5	10.3	7.0	
Not at all wrong	1.5	5.0	6.0	6.9	4.5	
N of Valid	779	654	564	448	2445	
N of Miss	81	53	53	55	242	

Table 93: At school during the past 12 months, did you receive help from the resource teacher, speech therapist or other special education teacher?

Response	6	8	10	12	Total
No	0.0	0.0	0.0	0.0	0.0
Yes	0.0	0.0	0.0	0.0	0.0
N of Valid	0	0	0	0	0
N of Miss	0	0	0	0	0

Table 94: How many times in the past year (12 months) have you: been suspended from school?

Response	6	8	10	12	Total	
Never	78.2	70.5	81.6	82.2	77.7	<div></div>
1 to 2 times	16.0	20.8	12.9	13.2	16.0	<div></div>
3 to 5 times	3.8	6.5	3.7	2.9	4.3	<div></div>
6 to 9 times	0.5	0.6	0.5	0.9	0.6	<div></div>
10+ times	1.5	1.7	1.2	0.9	1.4	<div></div>
N of Valid	788	664	572	456	2480	
N of Miss	72	43	45	47	207	

Table 95: How many times in the past year (12 months) have you: carried a handgun?

Response	6	8	10	12	Total	
Never	93.8	91.1	95.0	93.6	93.3	<div></div>
1 to 2 times	4.4	5.0	2.3	3.3	3.9	<div></div>
3 to 5 times	1.0	1.7	0.9	1.1	1.2	<div></div>
6 to 9 times	0.4	0.3	0.7	0.4	0.4	<div></div>
10+ times	0.4	2.0	1.1	1.5	1.2	<div></div>
N of Valid	773	660	565	453	2451	
N of Miss	87	47	52	50	236	

Table 96: How many times in the past year (12 months) have you: sold illegal drugs?


Response	6	8	10	12	Total	
Never	99.4	98.6	97.7	98.0	98.5	
1 to 2 times	0.6	0.8	1.4	0.9	0.9	
3 to 5 times	0.0	0.0	0.0	0.9	0.2	
6 to 9 times	0.0	0.2	0.4	0.0	0.1	
10+ times	0.0	0.5	0.5	0.2	0.3	
N of Valid	782	658	571	453	2464	
N of Miss	78	49	46	50	223	

Table 97: How many times in the past year (12 months) have you: stolen or tried to steal a motor vehicle such as a car or motorcycle?


Response	6	8	10	12	Total	
Never	98.5	97.3	96.6	98.2	97.7	
1 to 2 times	1.3	1.2	2.3	1.1	1.5	
3 to 5 times	0.3	0.9	0.4	0.4	0.5	
6 to 9 times	0.0	0.3	0.2	0.2	0.2	
10+ times	0.0	0.3	0.5	0.0	0.2	
N of Valid	781	660	565	454	2460	
N of Miss	79	47	52	49	227	

Table 98: How many times in the past year (12 months) have you: participated in clubs, organizations or activities at school?

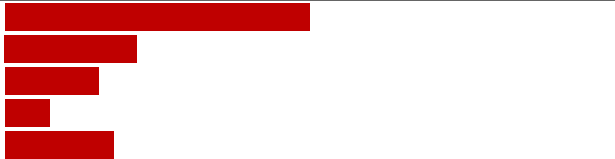
Response	6	8	10	12	Total	
Never	50.1	43.6	44.2	53.9	47.7	
1 to 2 times	21.2	22.3	17.9	13.5	19.3	
3 to 5 times	13.1	13.7	13.7	10.4	12.9	
6 to 9 times	4.4	4.8	5.3	4.9	4.8	
10+ times	11.3	15.5	18.9	17.4	15.3	
N of Valid	780	663	570	453	2466	
N of Miss	80	44	47	50	221	

Table 99: How many times in the past year (12 months) have you: been arrested?


Response	6	8	10	12	Total	
Never	97.4	93.2	93.8	94.9	95.0	
1 to 2 times	2.3	5.5	4.4	4.0	3.9	
3 to 5 times	0.3	1.4	0.9	0.9	0.8	
6 to 9 times	0.0	0.0	0.5	0.0	0.1	
10+ times	0.0	0.0	0.4	0.2	0.1	
N of Valid	780	657	569	454	2460	
N of Miss	80	50	48	49	227	

Table 100: How many times in the past year (12 months) have you: attacked someone with the idea of seriously hurting them?


Response	6	8	10	12	Total	
Never	91.9	84.0	90.5	93.6	89.8	
1 to 2 times	5.9	10.9	6.7	4.2	7.1	
3 to 5 times	0.9	3.3	1.2	1.1	1.7	
6 to 9 times	0.4	0.3	0.7	0.4	0.4	
10+ times	0.9	1.5	0.9	0.7	1.0	
N of Valid	781	661	569	454	2465	
N of Miss	79	46	48	49	222	

Table 101: How many times in the past year (12 months) have you: been drunk or high at school?


Response	6	8	10	12	Total	
Never	98.7	93.2	91.8	90.3	94.1	
1 to 2 times	0.9	4.4	5.1	2.9	3.2	
3 to 5 times	0.4	0.8	1.2	1.8	0.9	
6 to 9 times	0.0	0.6	0.5	1.3	0.5	
10+ times	0.0	1.1	1.4	3.8	1.3	
N of Valid	780	664	573	453	2470	
N of Miss	80	43	44	50	217	

Table 102: How many times in the past year (12 months) have you: taken a handgun to school?




Response	6	8	10	12	Total	
Never	99.7	99.8	99.0	99.1	99.5	
1 to 2 times	0.3	0.2	0.5	0.7	0.4	
3 to 5 times	0.0	0.0	0.0	0.0	0.0	
6 to 9 times	0.0	0.0	0.0	0.0	0.0	
10+ times	0.0	0.0	0.5	0.2	0.2	
N of Valid	781	662	572	452	2467	
N of Miss	79	45	45	51	220	

Table 103: How many times in the past year (12 months) have you: used e-cigarettes, e-cigars, or e-hookahs (vaping)?




Response	6	8	10	12	Total	
Never	99.7	99.8	99.0	99.1	99.5	
1 to 2 times	0.3	0.2	0.5	0.7	0.4	
3 to 5 times	0.0	0.0	0.0	0.0	0.0	
6 to 9 times	0.0	0.0	0.0	0.0	0.0	
10+ times	0.0	0.0	0.5	0.2	0.2	
N of Valid	781	662	572	452	2467	
N of Miss	79	45	45	51	220	

Table 104: Are you currently on probation, or assigned a probation officer with Juvenile Court?



Response	6	8	10	12	Total	
No	97.9	95.5	95.9	96.0	96.4	
Yes	2.1	4.5	4.1	4.0	3.6	
N of Valid	718	629	534	427	2308	
N of Miss	142	78	83	76	379	

Table 105: Have you ever belonged to a gang?






Response	6	8	10	12	Total	
No	91.5	87.6	91.1	90.2	90.1	
No, but would like to	1.5	1.8	1.8	1.3	1.6	
Yes, in the past	3.9	4.1	3.4	3.6	3.8	
Yes, belong now	3.0	6.2	3.4	4.9	4.3	
Yes, but would like to get out	0.1	0.3	0.4	0.0	0.2	
N of Valid	779	663	562	449	2453	
N of Miss	81	44	55	54	234	

Table 106: If you have ever belonged to a gang, did that gang have a name?




Response	6	8	10	12	Total	
No	21.0	16.9	22.4	33.1	22.5	
Yes	7.2	11.6	6.9	8.9	8.6	
I have never belonged to a gang	71.8	71.4	70.7	58.0	68.9	
N of Valid	780	661	567	450	2458	
N of Miss	80	46	50	53	229	

Table 107: You are at a party at someone's house, and one of your friends offers you a drink containing alcohol. What would you say or do?





Response	6	8	10	12	Total	
Drink it	4.1	13.9	19.1	20.5	13.2	
Tell your friend, 'No thanks, I don't drink' and suggest that you and your friend go and do something else	43.8	41.3	34.6	31.9	38.8	
Just say, 'No thanks' and walk away	34.9	33.7	34.4	39.3	35.3	
Make up a good excuse, tell your friend you had something else to do, and leave	17.2	11.0	11.9	8.3	12.7	
N of Valid	784	661	570	448	2463	
N of Miss	76	46	47	55	224	

Table 108: How often do you attend religious services or activities?

Response	6	8	10	12	Total	
Never	34.6	27.2	23.4	26.2	28.5	
Rarely	24.2	27.9	29.4	30.4	27.6	
1-2 Times a Month	11.5	15.2	15.7	16.2	14.3	
About Once a Week or More	29.7	29.7	31.5	27.1	29.6	
N of Valid	765	659	568	450	2442	
N of Miss	95	48	49	53	245	

Table 109: I think sometimes it's okay to cheat at school.

Response	6	8	10	12	Total	
NO!	61.9	24.8	24.9	28.9	37.5	
no	27.3	37.9	33.2	23.7	30.8	
yes	9.8	30.0	31.9	32.1	24.3	
YES!	1.0	7.3	10.0	15.3	7.4	
N of Valid	776	644	558	439	2417	
N of Miss	84	63	59	64	270	

Table 110: It is important to think before you act.

Response	6	8	10	12	Total	
NO!	5.9	2.3	4.7	7.5	5.0	
no	1.4	4.4	4.0	1.8	2.9	
yes	19.8	34.8	31.5	31.0	28.5	
YES!	73.0	58.5	59.7	59.7	63.6	
N of Valid	769	641	549	439	2398	
N of Miss	91	66	68	64	289	

Table 111: Sometimes I think that life is not worth it.





Response	6	8	10	12	Total	
NO!	56.1	40.0	32.3	44.4	44.2	
no	17.9	20.9	25.8	23.5	21.6	
yes	17.4	24.7	27.4	21.6	22.4	
YES!	8.7	14.3	14.5	10.5	11.9	
N of Valid	760	635	551	439	2385	
N of Miss	100	72	66	64	302	

Table 112: At times I think I am no good at all.





Response	6	8	10	12	Total	
NO!	42.1	29.1	25.6	40.6	34.5	
no	21.3	20.9	24.1	20.8	21.8	
yes	23.5	32.7	31.7	25.3	28.2	
YES!	13.1	17.3	18.6	13.2	15.5	
N of Valid	762	640	555	438	2395	
N of Miss	98	67	62	65	292	

Table 113: All in all, I am inclined to think that I am a failure.





Response	6	8	10	12	Total	
NO!	59.8	44.0	40.5	51.5	49.6	
no	23.1	26.9	32.5	26.5	26.9	
yes	10.7	16.9	16.5	14.4	14.4	
YES!	6.5	12.2	10.5	7.6	9.1	
N of Valid	758	639	551	437	2385	
N of Miss	102	68	66	66	302	

Table 114: In the past year, have you felt depressed or sad MOST days, even if you felt okay sometimes?





Response	6	8	10	12	Total	
NO!	35.1	27.3	23.4	33.3	30.0	
no	16.2	17.3	19.2	17.3	17.4	
yes	28.2	27.0	28.1	28.9	28.0	
YES!	20.5	28.4	29.2	20.5	24.6	
N of Valid	770	641	551	439	2401	
N of Miss	90	66	66	64	286	

Table 115: It is all right to beat up people if they start the fight.





Response	6	8	10	12	Total	
NO!	41.3	18.4	23.1	32.2	29.3	
no	18.1	21.1	15.3	11.9	17.1	
yes	18.4	24.1	22.7	19.2	21.1	
YES!	22.2	36.4	38.8	36.8	32.5	
N of Valid	766	640	554	438	2398	
N of Miss	94	67	63	65	289	

Table 116: I think it is okay to take something without asking if you can get away with it.





Response	6	8	10	12	Total	
NO!	82.7	59.4	61.9	71.1	69.6	
no	14.7	34.5	31.3	22.5	25.3	
yes	1.4	5.3	4.6	4.8	3.8	
YES!	1.2	0.8	2.2	1.6	1.4	
N of Valid	767	640	549	440	2396	
N of Miss	93	67	68	63	291	

Table 117: Where do you get the most information about living a drug and alcohol free life? Parents/guardians





Response	6	8	10	12	Total	
All the time	61.1	55.0	54.4	56.7	57.1	
Most	11.2	17.8	18.0	17.0	15.6	
Some	8.9	11.3	13.3	11.0	11.0	
Very little	18.9	15.9	14.4	15.4	16.4	
N of Valid	732	629	550	436	2347	
N of Miss	128	78	67	67	340	

Table 118: Where do you get the most information about living a drug and alcohol free life? Friends





Response	6	8	10	12	Total	
All the time	27.0	18.2	18.8	27.0	22.7	
Most	13.9	17.7	18.0	16.6	16.4	
Some	17.0	23.2	24.7	22.1	21.5	
Very little	42.0	40.9	38.5	34.3	39.4	
N of Valid	710	611	538	429	2288	
N of Miss	150	96	79	74	399	

Table 119: Where do you get the most information about living a drug and alcohol free life? Family members





Response	6	8	10	12	Total	
All the time	57.5	44.4	41.7	44.3	47.8	
Most	13.1	21.6	21.6	19.0	18.5	
Some	12.2	16.1	18.6	15.1	15.3	
Very little	17.2	17.9	18.1	21.6	18.4	
N of Valid	711	620	542	431	2304	
N of Miss	149	87	75	72	383	

Table 120: Where do you get the most information about living a drug and alcohol free life? School





Response	6	8	10	12	Total	
All the time	61.8	50.1	46.1	44.4	51.7	
Most	12.5	18.9	17.2	18.3	16.4	
Some	9.2	15.7	20.2	18.5	15.3	
Very little	16.5	15.2	16.5	18.8	16.6	
N of Valid	714	623	545	432	2314	
N of Miss	146	84	72	71	373	

Table 121: Where do you get the most information about living a drug and alcohol free life? Internet





Response	6	8	10	12	Total	
All the time	31.4	27.4	28.0	33.5	29.9	
Most	14.8	18.3	14.0	13.5	15.3	
Some	19.7	23.3	25.6	22.6	22.6	
Very little	34.1	31.0	32.3	30.5	32.1	
N of Valid	716	617	542	430	2305	
N of Miss	144	90	75	73	382	

Table 122: Where do you get the most information about living a drug and alcohol free life? TV





Response	6	8	10	12	Total	
All the time	34.8	29.8	29.5	35.5	32.4	
Most	15.6	16.7	14.7	11.5	14.9	
Some	19.3	24.1	24.5	22.8	22.5	
Very little	30.3	29.3	31.3	30.2	30.3	
N of Valid	726	617	543	434	2320	
N of Miss	134	90	74	69	367	

Table 123: Where do you get the most information about living a drug and alcohol free life? Social media





Response	6	8	10	12	Total	
All the time	29.0	24.1	27.7	32.8	28.1	
Most	12.3	12.9	9.9	9.7	11.4	
Some	16.3	24.4	24.4	22.6	21.6	
Very little	42.5	38.6	38.1	34.9	39.0	
N of Valid	718	622	546	433	2319	
N of Miss	142	85	71	70	368	

Table 124: How much do you think people risk harming themselves (physically or in other ways) if they: smoked one or more packs of cigarettes per day?





Response	6	8	10	12	Total	
No risk	35.2	19.5	19.1	19.8	24.5	
Slight risk	7.6	9.0	9.5	5.3	8.0	
Moderate risk	14.1	17.1	13.5	14.7	14.9	
Great risk	43.1	54.4	57.9	60.1	52.6	
N of Valid	759	636	549	434	2378	
N of Miss	101	71	68	69	309	

Table 125: How much do you think people risk harming themselves (physically or in other ways) if they: try marijuana once or twice?





Response	6	8	10	12	Total	
No risk	39.5	31.5	45.1	45.3	39.7	
Slight risk	17.6	29.9	27.3	23.5	24.2	
Moderate risk	17.4	17.3	13.6	10.5	15.2	
Great risk	25.5	21.4	13.9	20.7	20.9	
N of Valid	749	626	545	430	2350	
N of Miss	111	81	72	73	337	

Table 126: How much do you think people risk harming themselves (physically or in other ways) if they: smoke marijuana once or twice a week?





Response	6	8	10	12	Total	
No risk	38.0	26.6	33.2	35.4	33.4	
Slight risk	8.9	19.9	24.2	23.9	18.1	
Moderate risk	19.3	23.3	24.4	16.8	21.1	
Great risk	33.7	30.2	18.3	23.9	27.4	
N of Valid	750	623	546	435	2354	
N of Miss	110	84	71	68	333	

Table 127: How much do you think people risk harming themselves (physically or in other ways) if they: take one or two drinks of an alcoholic beverage (beer, wine, liquor) nearly every day?





Response	6	8	10	12	Total	
No risk	36.3	23.9	21.7	23.2	27.2	
Slight risk	14.6	15.7	17.0	16.1	15.7	
Moderate risk	15.8	24.7	29.2	22.5	22.5	
Great risk	33.3	35.8	32.1	38.3	34.6	
N of Valid	753	632	548	436	2369	
N of Miss	107	75	69	67	318	

Table 128: How much do you think people risk harming themselves (physically or in other ways) if they: have five or more drinks of an alcoholic beverage once or twice a weekend?





Response	6	8	10	12	Total	
No risk	36.1	21.8	20.6	23.0	26.3	
Slight risk	6.6	11.3	10.2	11.3	9.6	
Moderate risk	17.0	21.5	25.9	20.7	20.9	
Great risk	40.2	45.4	43.4	44.9	43.2	
N of Valid	753	628	549	434	2364	
N of Miss	107	79	68	69	323	

Table 129: How much do you think people risk harming themselves (physically or in other ways) if they: use prescription drugs that are not prescribed to them?


Response	6	8	10	12	Total	
No risk	35.1	20.2	20.0	20.7	25.0	
Slight risk	4.6	8.6	9.3	8.1	7.4	
Moderate risk	12.0	19.4	19.1	12.7	15.7	
Great risk	48.3	51.8	51.6	58.5	51.9	
N of Valid	753	628	550	434	2365	
N of Miss	107	79	67	69	322	

Table 130: How much do you think people risk harming themselves (physically or in other ways) if they: use non-prescription drugs to get high?


Response	6	8	10	12	Total	
No risk	35.4	20.3	19.9	21.1	25.1	
Slight risk	3.7	6.4	7.1	4.1	5.3	
Moderate risk	12.4	18.8	21.5	12.2	16.2	
Great risk	48.5	54.5	51.5	62.5	53.4	
N of Valid	752	627	549	435	2363	
N of Miss	108	80	68	68	324	

Table 131: How much do you think people risk harming themselves (physically or in other ways) if they: use e-cigarettes, e-cigars, or e-hookahs?


Response	6	8	10	12	Total	
No risk	35.9	22.7	23.6	25.3	27.6	
Slight risk	9.1	15.5	21.0	15.9	14.8	
Moderate risk	17.3	22.2	21.8	15.5	19.3	
Great risk	37.6	39.6	33.6	43.3	38.3	
N of Valid	744	618	542	427	2331	
N of Miss	116	89	75	76	356	

Table 132: Have you ever used smokeless tobacco (chew, snuff, plug, dipping tobacco, or chewing tobacco)?






Response	6	8	10	12	Total	
Never	96.8	92.8	93.2	90.7	93.8	
Once or Twice	2.4	5.0	3.8	4.3	3.7	
Once in a while but not regularly	0.4	1.1	1.1	2.1	1.1	
Regularly in the past	0.4	0.6	0.9	1.0	0.7	
Regularly now	0.0	0.5	0.9	1.9	0.7	
N of Valid	748	624	532	419	2323	
N of Miss	112	83	85	84	364	

Table 133: How often have you used smokeless tobacco during the past 30 days?







Response	6	8	10	12	Total	
Not at all	98.8	96.9	96.6	95.3	97.2	
Once or twice	0.8	1.8	0.9	1.4	1.2	
Once or twice per week	0.0	0.2	0.4	0.5	0.2	
Three to five times per week	0.1	0.3	0.6	1.2	0.5	
About once a day	0.3	0.2	0.8	0.2	0.3	
More than once a day	0.0	0.6	0.8	1.4	0.6	
N of Valid	747	621	530	426	2324	
N of Miss	113	86	87	77	363	

Table 134: Have you ever smoked cigarettes?






Response	6	8	10	12	Total	
Never	94.3	87.8	88.8	87.9	90.1	
Once or Twice	5.0	9.8	6.5	5.5	6.7	
Once in a while but not regularly	0.4	1.5	3.0	3.1	1.8	
Regularly in the past	0.3	1.0	0.6	2.4	0.9	
Regularly now	0.0	0.0	1.1	1.2	0.5	
N of Valid	740	613	526	421	2300	
N of Miss	120	94	91	82	387	

Table 135: How frequently have you smoked cigarettes during the past 30 days?








Response	6	8	10	12	Total	
Not at all	99.6	97.7	96.4	95.2	97.6	
Less than one cigarette per day	0.3	1.4	1.7	2.2	1.3	
One to five cigarettes per day	0.1	0.3	0.8	2.2	0.7	
About one-half pack per day	0.0	0.2	0.6	0.2	0.2	
About one pack per day	0.0	0.0	0.4	0.0	0.1	
About one and one-half packs per day	0.0	0.2	0.0	0.0	0.0	
Two packs or more per day	0.0	0.2	0.2	0.2	0.1	
N of Valid	741	622	525	416	2304	
N of Miss	119	85	92	87	383	

Table 136: Which statement best describes rules about smoking inside your home or your family cars?






Response	6	8	10	12	Total	
Smoking is not allowed anywhere inside your home or cars	61.9	55.1	58.2	59.0	58.7	
Smoking is allowed in some places and at some times or in some cars	8.9	11.8	10.9	9.8	10.3	
Smoking is allowed anywhere inside the home or cars	3.0	3.4	4.7	4.8	3.8	
There are no rules about smoking inside the home or cars	3.2	5.2	6.0	6.0	4.9	
I don't know	22.9	24.6	20.3	20.5	22.3	
N of Valid	741	621	533	420	2315	
N of Miss	119	86	84	83	372	

Table 137: Have you ever used e-cigarettes, e-cigars, or e-hookahs (vaping)?






Response	6	8	10	12	Total	
Never	94.3	82.6	75.3	75.0	83.3	
Once or Twice	4.4	9.8	13.3	9.5	8.8	
Once in a while but not regularly	1.0	3.6	4.6	4.5	3.1	
Regularly in the past	0.4	2.3	3.2	4.8	2.4	
Regularly now	0.0	1.8	3.6	6.2	2.4	
N of Valid	734	614	526	420	2294	
N of Miss	126	93	91	83	393	

Table 138: How frequently have you used e-cigarettes, e-cigars, or e-hookahs (vaping)?








Response	6	8	10	12	Total	
Not at all	98.2	91.2	87.7	84.0	91.3	
Less than 10 puffs per day	1.4	5.2	6.3	6.9	4.5	
10 to 50 puffs per day	0.0	2.3	2.8	4.8	2.1	
About one-half cartomiser per day	0.0	0.3	1.1	1.2	0.6	
About one cartomiser per day	0.3	0.3	0.8	1.4	0.6	
About one and one-half cartomisers per day	0.0	0.0	0.8	1.0	0.3	
Two cartomisers or more per day	0.1	0.7	0.6	0.7	0.5	
N of Valid	739	615	527	418	2299	
N of Miss	121	92	90	85	388	

Table 139: During this school year, were you taught in any of your classes about the dangers of tobacco use?






Response	6	8	10	12	Total	
Never	30.1	25.6	43.6	50.4	35.7	
Rarely	10.6	14.0	21.1	16.8	15.1	
Sometimes	17.9	22.3	13.9	15.1	17.6	
Often	19.9	21.6	12.4	10.2	16.9	
Almost always	21.4	16.5	9.0	7.6	14.7	
N of Valid	743	620	532	423	2318	
N of Miss	117	87	85	80	369	

Table 140: During the past 12 months, have you participated in any community activities to discourage people your age from using cigarettes, chewing tobacco, snuff, dip or cigars, e-cigarettes, e-cigars, or e-hookahs?






Response	6	8	10	12	Total	
Never	68.5	74.7	74.5	81.8	73.9	
Rarely	9.6	8.9	11.2	7.3	9.4	
Sometimes	9.1	6.7	7.4	5.4	7.4	
Often	5.3	5.5	4.3	2.8	4.7	
Almost always	7.6	4.2	2.6	2.6	4.6	
N of Valid	739	616	529	423	2307	
N of Miss	121	91	88	80	380	

Table 141: Think back over the last two weeks. How many times have you had five or more alcoholic drinks in a row?







Response	6	8	10	12	Total	
None	98.4	94.0	92.1	88.9	94.1	
Once	1.2	2.1	3.6	4.4	2.6	
Twice	0.3	2.1	2.5	3.0	1.8	
3-5 times	0.0	1.3	1.2	2.0	1.0	
6-9 times	0.1	0.0	0.2	1.0	0.3	
10 or more times	0.0	0.5	0.4	0.7	0.4	
N of Valid	733	617	521	405	2276	
N of Miss	127	90	96	98	411	

Table 142: During the past 30 days, how many times did you ride in a car or other vehicle driven by someone who had been drinking alcohol or using drugs to get high?






Response	6	8	10	12	Total	
0 times	88.9	82.9	82.1	83.6	84.8	
1 time	5.5	6.4	7.6	7.2	6.5	
2 or 3 times	2.7	7.2	5.8	4.6	5.0	
4 or 5 times	0.4	1.0	1.6	2.7	1.2	
6 or more times	2.5	2.6	2.9	1.9	2.5	
N of Valid	729	614	514	414	2271	
N of Miss	131	93	103	89	416	

Table 143: During the past 30 days, how many times did you drive a car or other vehicle when you had been drinking alcohol or using drugs to get high?







Response	6	8	10	12	Total	
I did not drive a car in the past 30 days	44.8	51.1	47.4	44.3	47.0	
0 times	54.0	45.5	48.4	50.8	49.8	
1 time	0.5	1.1	2.3	1.0	1.2	
2 or 3 times	0.4	1.3	1.2	1.4	1.0	
4 or 5 times	0.0	0.3	0.8	1.0	0.4	
6 or more times	0.3	0.7	0.0	1.4	0.5	
N of Valid	728	613	519	415	2275	
N of Miss	132	94	98	88	412	

Table 144: If you drank alcohol (not just a sip or taste) in the past year, where did you usually drink it?

Response	6	8	10	12	Total	
I did not drink alcohol in the past year	94.4	84.2	75.6	73.5	83.6	
At my home	2.9	8.7	9.2	9.6	7.1	
At someone else's home	1.0	5.4	12.1	11.3	6.6	
At an open area like a park, beach, field, back road, woods, or a street corner	0.1	0.2	1.4	1.5	0.7	
At a sporting event or concert	0.0	0.0	0.0	0.5	0.1	
At a restaurant, bar, or a nightclub	0.3	0.2	0.6	1.0	0.4	
At an empty building or a construction site	0.1	0.2	0.4	0.0	0.2	
At a hotel/motel	0.3	0.3	0.2	1.5	0.5	
An a car	0.4	0.5	0.4	0.5	0.4	
At school	0.4	0.5	0.2	0.7	0.4	
N of Valid	718	612	513	407	2250	
N of Miss	142	95	104	96	437	

Table 145: How do you feel about someone your age having one or two drinks of an alcoholic beverage nearly every day?

Response	6	8	10	12	Total	
Neither approve nor disapprove	31.6	31.8	37.3	41.2	34.7	
Somewhat disapprove	6.1	13.5	14.8	14.1	11.6	
Strongly disapprove	42.5	35.1	29.6	30.2	35.3	
Don't know or can't say	19.8	19.6	18.3	14.4	18.4	
N of Valid	724	613	520	417	2274	
N of Miss	136	94	97	86	413	

Table 146: On how many occasions have you had alcoholic beverages (beer, wine or hard liquor) to drink in your lifetime - more than just a few sips?

Response	6	8	10	12	Total	
0	93.5	81.5	72.8	71.1	81.5	
1-2	5.1	11.1	12.1	9.7	9.1	
3-5	0.8	4.3	8.6	6.2	4.5	
6-9	0.1	1.7	2.3	3.0	1.6	
10+	0.4	1.5	4.3	10.0	3.3	
N of Valid	726	606	514	402	2248	
N of Miss	134	101	103	101	439	

Table 147: On how many occasions have you drunk one of more drinks of an alcoholic beverage during the past 30 days?






Response	6	8	10	12	Total	
0	99.2	95.2	90.6	87.6	94.1	
1-2	0.7	3.0	6.3	7.7	3.8	
3-5	0.1	1.2	2.2	2.0	1.2	
6-9	0.0	0.0	0.6	1.0	0.3	
10+	0.0	0.7	0.4	1.7	0.6	
N of Valid	724	601	511	403	2239	
N of Miss	136	106	106	100	448	

Table 148: On how many occasions have you used marijuana (grass, pot) or hashish (hash, hash oil) in your lifetime?






Response	6	8	10	12	Total	
0	98.6	90.0	82.9	79.5	89.3	
1-2	1.1	4.2	6.1	4.7	3.7	
3-5	0.1	1.8	3.1	3.7	1.9	
6-9	0.0	0.5	1.6	2.2	0.9	
10+	0.1	3.5	6.3	9.9	4.2	
N of Valid	729	599	510	404	2242	
N of Miss	131	108	107	99	445	

Table 149: On how many occasions have you used marijuana (grass, pot) or hashish (hash, hash oil) during the past 30 days?






Response	6	8	10	12	Total	
0	99.4	95.3	92.9	88.8	94.9	
1-2	0.4	1.8	2.9	5.0	2.2	
3-5	0.0	0.8	2.2	1.5	1.0	
6-9	0.0	0.5	0.2	1.2	0.4	
10+	0.1	1.5	1.8	3.5	1.5	
N of Valid	725	597	509	403	2234	
N of Miss	135	110	108	100	453	

Table 150: On how many occasions have you used LSD or other psychedelics in your lifetime?

Response	6	8	10	12	Total	
0	100.0	99.0	99.4	99.8	99.6	
1-2	0.0	0.5	0.2	0.0	0.2	
3-5	0.0	0.2	0.4	0.0	0.1	
6-9	0.0	0.3	0.0	0.2	0.1	
10+	0.0	0.0	0.0	0.0	0.0	
N of Valid	720	598	509	403	2230	
N of Miss	140	109	108	100	457	

Table 151: On how many occasions have you used LSD or other psychedelics during the past 30 days?

Response	6	8	10	12	Total	
0	100.0	99.7	99.6	99.8	99.8	
1-2	0.0	0.3	0.4	0.0	0.2	
3-5	0.0	0.0	0.0	0.2	0.0	
6-9	0.0	0.0	0.0	0.0	0.0	
10+	0.0	0.0	0.0	0.0	0.0	
N of Valid	720	596	509	402	2227	
N of Miss	140	111	108	101	460	

Table 152: On how many occasions have you used cocaine or crack in your lifetime?

Response	6	8	10	12	Total	
0	100.0	99.7	100.0	99.8	99.9	
1-2	0.0	0.3	0.0	0.0	0.1	
3-5	0.0	0.0	0.0	0.2	0.0	
6-9	0.0	0.0	0.0	0.0	0.0	
10+	0.0	0.0	0.0	0.0	0.0	
N of Valid	726	596	510	402	2234	
N of Miss	134	111	107	101	453	

Table 153: On how many occasions have you used cocaine or crack during the past 30 days?




Response	6	8	10	12	Total	
0	100.0	99.7	100.0	100.0	99.9	
1-2	0.0	0.2	0.0	0.0	0.0	
3-5	0.0	0.0	0.0	0.0	0.0	
6-9	0.0	0.0	0.0	0.0	0.0	
10+	0.0	0.2	0.0	0.0	0.0	
N of Valid	723	595	508	402	2228	
N of Miss	137	112	109	101	459	

Table 154: On how many occasions have you sniffed glue, breathed the contents of an aerosol spray can, or inhaled other gases or sprays, in order to get high in your lifetime?






Response	6	8	10	12	Total	
0	98.8	95.5	97.3	98.8	97.5	
1-2	0.8	2.9	1.8	1.0	1.6	
3-5	0.0	0.5	0.2	0.2	0.2	
6-9	0.1	0.2	0.6	0.0	0.2	
10+	0.3	1.0	0.2	0.0	0.4	
N of Valid	726	596	510	401	2233	
N of Miss	134	111	107	102	454	

Table 155: On how many occasions have you sniffed glue, breathed the contents of an aerosol spray can, or inhaled other gases or sprays, in order to get high during the past 30 days?






Response	6	8	10	12	Total	
0	99.0	97.8	98.0	99.5	98.6	
1-2	0.6	1.5	1.0	0.5	0.9	
3-5	0.0	0.2	0.4	0.0	0.1	
6-9	0.0	0.0	0.2	0.0	0.0	
10+	0.4	0.5	0.4	0.0	0.4	
N of Valid	720	594	504	392	2210	
N of Miss	140	113	113	111	477	

Table 156: On how many occasions have you used Pegaramide (peg, Peggy, etc.) in your lifetime?


Response	6	8	10	12	Total	
0	100.0	100.0	100.0	100.0	100.0	
1-2	0.0	0.0	0.0	0.0	0.0	
3-5	0.0	0.0	0.0	0.0	0.0	
6-9	0.0	0.0	0.0	0.0	0.0	
10+	0.0	0.0	0.0	0.0	0.0	
N of Valid	717	595	509	400	2221	
N of Miss	143	112	108	103	466	

Table 157: On how many occasions have you used Pegaramide (peg, Peggy, etc.) during the past 30 days?


Response	6	8	10	12	Total	
0	100.0	100.0	100.0	100.0	100.0	
1-2	0.0	0.0	0.0	0.0	0.0	
3-5	0.0	0.0	0.0	0.0	0.0	
6-9	0.0	0.0	0.0	0.0	0.0	
10+	0.0	0.0	0.0	0.0	0.0	
N of Valid	715	592	508	400	2215	
N of Miss	145	115	109	103	472	

Table 158: On how many occasions have you used synthetic marijuana (K2, spice) in your lifetime?






Response	6	8	10	12	Total	
0	99.7	98.8	99.2	98.8	99.2	
1-2	0.3	0.7	0.4	0.5	0.4	
3-5	0.0	0.2	0.2	0.5	0.2	
6-9	0.0	0.2	0.0	0.0	0.0	
10+	0.0	0.2	0.2	0.2	0.1	
N of Valid	721	595	510	401	2227	
N of Miss	139	112	107	102	460	

Table 159: On how many occasions have you used synthetic marijuana (K2, spice) during the past 30 days?





Response	6	8	10	12	Total	
0	99.9	99.5	100.0	99.8	99.8	
1-2	0.1	0.2	0.0	0.0	0.1	
3-5	0.0	0.2	0.0	0.0	0.0	
6-9	0.0	0.0	0.0	0.0	0.0	
10+	0.0	0.2	0.0	0.2	0.1	
N of Valid	716	589	507	401	2213	
N of Miss	144	118	110	102	474	

Table 160: On how many occasions have you used methamphetamines (meth, speed, crank, crystal meth) in your lifetime?





Response	6	8	10	12	Total	
0	100.0	100.0	99.8	99.5	99.9	
1-2	0.0	0.0	0.0	0.2	0.0	
3-5	0.0	0.0	0.0	0.0	0.0	
6-9	0.0	0.0	0.2	0.0	0.0	
10+	0.0	0.0	0.0	0.2	0.0	
N of Valid	718	594	509	401	2222	
N of Miss	142	113	108	102	465	

Table 161: On how many occasions have you used methamphetamines (meth, speed, crank, crystal meth) in the past 30 days?


Response	6	8	10	12	Total	
0	100.0	100.0	100.0	100.0	100.0	
1-2	0.0	0.0	0.0	0.0	0.0	
3-5	0.0	0.0	0.0	0.0	0.0	
6-9	0.0	0.0	0.0	0.0	0.0	
10+	0.0	0.0	0.0	0.0	0.0	
N of Valid	714	587	507	401	2209	
N of Miss	146	120	110	102	478	

Table 162: On how many occasions have you used other chemical products (bath salts, plant food, etc.) in your lifetime?

Response	6	8	10	12	Total	
0	98.7	97.8	98.6	100.0	98.7	
1-2	0.7	1.5	0.4	0.0	0.7	
3-5	0.3	0.3	0.0	0.0	0.2	
6-9	0.0	0.0	0.4	0.0	0.1	
10+	0.3	0.3	0.6	0.0	0.3	
N of Valid	714	589	507	401	2211	
N of Miss	146	118	110	102	476	

Table 163: On how many occasions have you used other chemical products (bath salts, plant food, etc.) during the past 30 days?

Response	6	8	10	12	Total	
0	99.4	99.3	98.8	100.0	99.4	
1-2	0.3	0.7	0.6	0.0	0.4	
3-5	0.0	0.0	0.0	0.0	0.0	
6-9	0.0	0.0	0.0	0.0	0.0	
10+	0.3	0.0	0.6	0.0	0.2	
N of Valid	713	590	507	401	2211	
N of Miss	147	117	110	102	476	

Table 164: On how many occasions have you used heroin or other opiates in your lifetime?

Response	6	8	10	12	Total	
0	100.0	99.8	99.6	99.8	99.8	
1-2	0.0	0.2	0.4	0.0	0.1	
3-5	0.0	0.0	0.0	0.2	0.0	
6-9	0.0	0.0	0.0	0.0	0.0	
10+	0.0	0.0	0.0	0.0	0.0	
N of Valid	714	590	506	401	2211	
N of Miss	146	117	111	102	476	

Table 165: On how many occasions have you used heroin or other opiates during the past 30 days?



Response	6	8	10	12	Total	
0	99.9	100.0	99.6	99.7	99.8	
1-2	0.1	0.0	0.4	0.3	0.2	
3-5	0.0	0.0	0.0	0.0	0.0	
6-9	0.0	0.0	0.0	0.0	0.0	
10+	0.0	0.0	0.0	0.0	0.0	
N of Valid	702	575	493	389	2159	
N of Miss	158	132	124	114	528	

Table 166: On how many occasions have you used MDMA ('X', 'E', or ecstasy) in your lifetime?




Response	6	8	10	12	Total	
0	100.0	99.5	99.4	98.7	99.5	
1-2	0.0	0.2	0.2	1.0	0.3	
3-5	0.0	0.3	0.4	0.3	0.2	
6-9	0.0	0.0	0.0	0.0	0.0	
10+	0.0	0.0	0.0	0.0	0.0	
N of Valid	709	589	504	398	2200	
N of Miss	151	118	113	105	487	

Table 167: On how many occasions have you used MDMA ('X', 'E', or ecstasy) during the past 30 days?




Response	6	8	10	12	Total	
0	100.0	99.7	99.6	99.5	99.7	
1-2	0.0	0.2	0.4	0.5	0.2	
3-5	0.0	0.2	0.0	0.0	0.0	
6-9	0.0	0.0	0.0	0.0	0.0	
10+	0.0	0.0	0.0	0.0	0.0	
N of Valid	708	589	505	398	2200	
N of Miss	152	118	112	105	487	

Table 168: On how many occasions have you taken prescription drugs (such as Valium, Xanax, Ritalin, Adderall, OxyContin, Tramadol, or sleeping pills) not prescribed to you in your lifetime?






Response	6	8	10	12	Total	
0	98.5	94.4	95.9	95.8	96.3	
1-2	1.1	3.0	2.4	2.2	2.1	
3-5	0.1	1.3	1.0	0.5	0.7	
6-9	0.0	0.2	0.0	0.5	0.1	
10+	0.3	1.0	0.8	1.0	0.7	
N of Valid	720	594	508	401	2223	
N of Miss	140	113	109	102	464	

Table 169: On how many occasions have you taken prescription drugs (such as Valium, Xanax, Ritalin, Adderall, OxyContin, Tramadol, or sleeping pills) not prescribed to you during the past 30 days?






Response	6	8	10	12	Total	
0	98.9	96.6	98.2	98.8	98.1	
1-2	0.7	2.4	1.2	1.0	1.3	
3-5	0.0	0.7	0.4	0.0	0.3	
6-9	0.0	0.2	0.0	0.0	0.0	
10+	0.4	0.2	0.2	0.2	0.3	
N of Valid	718	591	506	400	2215	
N of Miss	142	116	111	103	472	

Table 170: On how many occasions have you taken non-prescription medicines such as diet pills (for example, Dietac, Dexatrim or Prolamine), stay-awake pills (for example No-Doz, Vivarin, or Wake), or cough or cold medicines (robos, DXM, etc.) to get high in your lifetime?






Response	6	8	10	12	Total	
0	99.3	98.3	98.6	99.8	99.0	
1-2	0.1	0.7	1.0	0.0	0.5	
3-5	0.0	0.0	0.0	0.2	0.0	
6-9	0.0	0.7	0.4	0.0	0.3	
10+	0.6	0.3	0.0	0.0	0.3	
N of Valid	717	592	507	402	2218	
N of Miss	143	115	110	101	469	

Table 171: On how many occasions have you taken non-prescription medicines such as diet pills (for example, Dietac, Dexatrim or Prolamine), stay-awake pills (for example No-Doz, Vivarin, or Wake), or cough or cold medicines (robos, DXM, etc.) to get high during the past 30 days?






Response	6	8	10	12	Total	
0	99.6	99.0	98.6	99.8	99.2	
1-2	0.1	0.5	0.8	0.2	0.4	
3-5	0.3	0.2	0.4	0.0	0.2	
6-9	0.0	0.0	0.2	0.0	0.0	
10+	0.0	0.3	0.0	0.0	0.1	
N of Valid	711	591	506	400	2208	
N of Miss	149	116	111	103	479	

Table 172: On how many occasions have you been drunk or very high from drinking alcoholic beverages during the past 30 days?






Response	6	8	10	12	Total	
0	99.4	97.0	94.9	94.2	96.8	
1-2	0.6	1.4	3.2	4.0	2.0	
3-5	0.0	1.0	1.4	0.8	0.7	
6-9	0.0	0.2	0.2	0.2	0.1	
10+	0.0	0.5	0.4	0.8	0.4	
N of Valid	712	591	505	400	2208	
N of Miss	148	116	112	103	479	

Table 173: On how many occasions have you drunk flavored alcoholic beverages, sometimes called 'alcopops' (like Mike's Hard Lemonade, Smirnoff Ice, Bacardi Breezers, etc.) in your lifetime?






Response	6	8	10	12	Total	
0	98.7	92.0	86.2	89.5	92.4	
1-2	0.8	4.6	6.5	2.5	3.4	
3-5	0.1	2.2	3.0	2.3	1.7	
6-9	0.1	0.2	2.2	1.5	0.9	
10+	0.1	1.0	2.2	4.3	1.6	
N of Valid	711	591	506	399	2207	
N of Miss	149	116	111	104	480	

Table 174: On how many occasions have you drunk flavored alcoholic beverages, sometimes called 'alcopops' (like Mike's Hard Lemonade, Smirnoff Ice, Bacardi Breezers, etc.) during the past 30 days?






Response	6	8	10	12	Total	
0	98.9	96.9	94.5	93.8	96.4	
1-2	0.7	2.4	3.4	3.7	2.3	
3-5	0.3	0.7	1.4	1.2	0.8	
6-9	0.1	0.0	0.6	0.2	0.2	
10+	0.0	0.0	0.2	1.0	0.2	
N of Valid	711	588	506	402	2207	
N of Miss	149	119	111	101	480	

Table 175: If you smoked cigarettes (not just a puff or drag) in the past year, how did you usually get them?












Response	6	8	10	12	Total	
I did not smoke cigarettes in the past year	94.7	92.0	91.3	91.4	92.6	
I bought them myself with a fake ID	0.6	0.2	0.2	0.3	0.3	
I bought them myself without a fake ID	0.0	0.2	0.2	2.3	0.5	
I got them from someone I know age 18 or older	0.4	0.7	1.6	2.9	1.2	
I got them from someone I know under age 18	0.4	0.3	0.4	0.0	0.3	
I got them from my brother or sister	0.0	0.5	0.0	0.3	0.2	
I got them from home with my parents' permission	0.0	0.2	0.2	0.5	0.2	
I got them from home without my parents' permission	0.1	1.2	0.8	0.0	0.6	
I got them from another relative	0.0	0.9	0.4	0.5	0.4	
A stranger bought them for me	0.0	0.2	0.4	0.0	0.1	
I took them from a store or shop	0.0	0.0	0.0	0.0	0.0	
Other	3.7	3.7	4.4	1.8	3.6	
N of Valid	698	587	496	385	2166	
N of Miss	162	120	121	118	521	

Table 176: If you used e-cigarettes, e-cigars, or e-hookahs (not just a puff or drag) in the past year, how did you usually get them? - I did not use e-cigarettes, e-cigars, or e-hookahs in the past year



Response	6	8	10	12	Total	
No	3.1	9.0	15.3	15.1	9.6	
Yes	96.9	91.0	84.7	84.9	90.4	
N of Valid	683	576	491	385	2135	
N of Miss	0	0	0	0	0	

Table 177: If you used e-cigarettes, e-cigars, or e-hookahs (not just a puff or drag) in the past year, how did you usually get them? - I bought them in a store such as a convenience store, supermarket, discount store, or gas station



Response	6	8	10	12	Total	
No	99.9	99.3	98.8	97.4	99.0	
Yes	0.1	0.7	1.2	2.6	1.0	
N of Valid	683	576	491	385	2135	
N of Miss	0	0	0	0	0	

Table 178: If you used e-cigarettes, e-cigars, or e-hookahs (not just a puff or drag) in the past year, how did you usually get them? - I got them on the Internet



Response	6	8	10	12	Total	
No	99.6	99.7	99.0	99.5	99.4	
Yes	0.4	0.3	1.0	0.5	0.6	
N of Valid	683	576	491	385	2135	
N of Miss	0	0	0	0	0	

Table 179: If you used e-cigarettes, e-cigars, or e-hookahs (not just a puff or drag) in the past year, how did you usually get them? - I got them at a store that sells electronic cigarettes, such as a "vape shop"



Response	6	8	10	12	Total	
No	99.9	99.5	99.0	98.7	99.3	
Yes	0.1	0.5	1.0	1.3	0.7	
N of Valid	683	576	491	385	2135	
N of Miss	0	0	0	0	0	

Table 180: If you used e-cigarettes, e-cigars, or e-hookahs (not just a puff or drag) in the past year, how did you usually get them? - I got them from a family member



Response	6	8	10	12	Total	
No	99.0	97.4	97.6	97.9	98.0	
Yes	1.0	2.6	2.4	2.1	2.0	
N of Valid	683	576	491	385	2135	
N of Miss	0	0	0	0	0	

Table 181: If you used e-cigarettes, e-cigars, or e-hookahs (not just a puff or drag) in the past year, how did you usually get them? - I got them from a friend



Response	6	8	10	12	Total	
No	98.5	94.6	89.8	90.1	94.0	
Yes	1.5	5.4	10.2	9.9	6.0	
N of Valid	683	576	491	385	2135	
N of Miss	0	0	0	0	0	

Table 182: If you used e-cigarettes, e-cigars, or e-hookahs (not just a puff or drag) in the past year, how did you usually get them? - A stranger got them for me



Response	6	8	10	12	Total	
No	99.7	100.0	98.8	99.5	99.5	
Yes	0.3	0.0	1.2	0.5	0.5	
N of Valid	683	576	491	385	2135	
N of Miss	0	0	0	0	0	

Table 183: If you used e-cigarettes, e-cigars, or e-hookahs (not just a puff or drag) in the past year, how did you usually get them? - I took them from a store or shop



Response	6	8	10	12	Total	
No	100.0	99.8	99.8	99.7	99.9	
Yes	0.0	0.2	0.2	0.3	0.1	
N of Valid	683	576	491	385	2135	
N of Miss	0	0	0	0	0	

Table 184: If you used e-cigarettes, e-cigars, or e-hookahs (not just a puff or drag) in the past year, how did you usually get them? - I got them some other way



Response	6	8	10	12	Total	
No	99.6	98.6	98.0	97.1	98.5	
Yes	0.4	1.4	2.0	2.9	1.5	
N of Valid	683	576	491	385	2135	
N of Miss	0	0	0	0	0	

Table 185: If you used marijuana (grass, pot) (not just a puff or drag) in the past year, how did you usually get it? - I did not use marijuana (grass, pot) in the past year



Response	6	8	10	12	Total	
No	4.0	12.2	17.4	19.2	12.0	
Yes	96.0	87.8	82.6	80.8	88.0	
N of Valid	677	582	484	386	2129	
N of Miss	0	0	0	0	0	

Table 186: If you used marijuana (grass, pot) (not just a puff or drag) in the past year, how did you usually get it? - I bought it myself



Response	6	8	10	12	Total	
No	99.1	97.1	94.8	90.7	96.1	
Yes	0.9	2.9	5.2	9.3	3.9	
N of Valid	677	582	484	386	2129	
N of Miss	0	0	0	0	0	

Table 187: If you used marijuana (grass, pot) (not just a puff or drag) in the past year, how did you usually get it? - I got it from someone at school



Response	6	8	10	12	Total	
No	99.9	99.0	98.1	98.7	99.0	
Yes	0.1	1.0	1.9	1.3	1.0	
N of Valid	677	582	484	386	2129	
N of Miss	0	0	0	0	0	

Table 188: If you used marijuana (grass, pot) (not just a puff or drag) in the past year, how did you usually get it? - I got it from someone with a medical marijuana card



Response	6	8	10	12	Total	
No	99.7	100.0	98.8	99.5	99.5	
Yes	0.3	0.0	1.2	0.5	0.5	
N of Valid	677	582	484	386	2129	
N of Miss	0	0	0	0	0	

Table 189: If you used marijuana (grass, pot) (not just a puff or drag) in the past year, how did you usually get it? - I got it from my brother or sister



Response	6	8	10	12	Total	
No	99.7	97.9	97.3	98.7	98.5	
Yes	0.3	2.1	2.7	1.3	1.5	
N of Valid	677	582	484	386	2129	
N of Miss	0	0	0	0	0	

Table 190: If you used marijuana (grass, pot) (not just a puff or drag) in the past year, how did you usually get it? - I got it from another relative



Response	6	8	10	12	Total	
No	99.6	96.6	96.7	96.4	97.5	
Yes	0.4	3.4	3.3	3.6	2.5	
N of Valid	677	582	484	386	2129	
N of Miss	0	0	0	0	0	

Table 191: If you used marijuana (grass, pot) (not just a puff or drag) in the past year, how did you usually get it? - Other



Response	6	8	10	12	Total	
No	97.2	94.5	92.8	90.9	94.3	
Yes	2.8	5.5	7.2	9.1	5.7	
N of Valid	677	582	484	386	2129	
N of Miss	0	0	0	0	0	

Table 192: If you drank alcohol (not just a sip or taste) in the past year, how did you usually get it?













Response	6	8	10	12	Total	
I did not drink alcohol in the past year	94.0	86.9	78.3	75.8	85.2	
I bought it myself with a fake ID	0.1	0.0	0.2	0.3	0.1	
I bought it myself without a fake ID	0.0	0.0	0.4	1.0	0.3	
I got it from someone I know age 21 or older	0.4	1.2	5.9	9.6	3.6	
I got it from someone I know under age 21	0.3	0.3	1.8	2.9	1.1	
I got it from my brother or sister	0.3	1.4	1.2	0.3	0.8	
I got it from home with my parents' permission	1.5	3.1	3.0	3.9	2.7	
I got it from home without my parents' permission	0.6	2.1	2.2	0.0	1.3	
I got it from another relative	0.3	1.7	1.8	1.6	1.3	
A stranger bought it for me	0.0	0.2	0.2	0.0	0.1	
I took it from a store or shop	0.0	0.0	0.4	0.3	0.1	
Other	2.5	3.1	4.5	4.4	3.5	
N of Valid	679	582	492	385	2138	
N of Miss	181	125	125	118	549	

Table 193: If you used prescription drugs or over the counter drugs without a doctor telling you to use it or for the purpose of getting high, where did you get these drugs? - Did not use



Response	6	8	10	12	Total	
No	1.3	2.9	4.1	2.4	2.6	
Yes	98.7	97.1	95.9	97.6	97.4	
N of Valid	682	580	483	381	2126	
N of Miss	0	0	0	0	0	

Table 194: If you used prescription drugs or over the counter drugs without a doctor telling you to use it or for the purpose of getting high, where did you get these drugs? -
Bought or took from store or shop



Response	6	8	10	12	Total	
No	99.7	99.5	99.0	98.7	99.3	
Yes	0.3	0.5	1.0	1.3	0.7	
N of Valid	682	580	483	381	2126	
N of Miss	0	0	0	0	0	

Table 195: If you used prescription drugs or over the counter drugs without a doctor telling you to use it or for the purpose of getting high, where did you get these drugs? -
Got from parents with permission



Response	6	8	10	12	Total	
No	99.4	99.5	99.2	99.5	99.4	
Yes	0.6	0.5	0.8	0.5	0.6	
N of Valid	682	580	483	381	2126	
N of Miss	0	0	0	0	0	

Table 196: If you used prescription drugs or over the counter drugs without a doctor telling you to use it or for the purpose of getting high, where did you get these drugs? -
Got from home without permission



Response	6	8	10	12	Total	
No	99.9	99.3	99.2	99.5	99.5	
Yes	0.1	0.7	0.8	0.5	0.5	
N of Valid	682	580	483	381	2126	
N of Miss	0	0	0	0	0	

Table 197: If you used prescription drugs or over the counter drugs without a doctor telling you to use it or for the purpose of getting high, where did you get these drugs? -
Got from relative with permission



Response	6	8	10	12	Total	
No	99.7	99.3	99.6	99.5	99.5	
Yes	0.3	0.7	0.4	0.5	0.5	
N of Valid	682	580	483	381	2126	
N of Miss	0	0	0	0	0	

Table 198: If you used prescription drugs or over the counter drugs without a doctor telling you to use it or for the purpose of getting high, where did you get these drugs? -
Got from relative without permission



Response	6	8	10	12	Total	
No	99.7	99.5	100.0	99.7	99.7	
Yes	0.3	0.5	0.0	0.3	0.3	
N of Valid	682	580	483	381	2126	
N of Miss	0	0	0	0	0	

Table 199: If you used prescription drugs or over the counter drugs without a doctor telling you to use it or for the purpose of getting high, where did you get these drugs? -
Got from friend's home with permission



Response	6	8	10	12	Total	
No	99.7	100.0	99.0	99.5	99.6	
Yes	0.3	0.0	1.0	0.5	0.4	
N of Valid	682	580	483	381	2126	
N of Miss	0	0	0	0	0	

Table 200: If you used prescription drugs or over the counter drugs without a doctor telling you to use it or for the purpose of getting high, where did you get these drugs? -
Got from friend's home without permission



Response	6	8	10	12	Total	
No	99.7	100.0	99.8	99.7	99.8	
Yes	0.3	0.0	0.2	0.3	0.2	
N of Valid	682	580	483	381	2126	
N of Miss	0	0	0	0	0	

Table 201: If you used prescription drugs or over the counter drugs without a doctor telling you to use it or for the purpose of getting high, where did you get these drugs? -
Got from friend at school



Response	6	8	10	12	Total	
No	99.7	100.0	99.2	99.7	99.7	
Yes	0.3	0.0	0.8	0.3	0.3	
N of Valid	682	580	483	381	2126	
N of Miss	0	0	0	0	0	

Table 202: If you used prescription drugs or over the counter drugs without a doctor telling you to use it or for the purpose of getting high, where did you get these drugs? -
Got from friend at party



Response	6	8	10	12	Total	
No	99.6	99.8	99.8	99.7	99.7	
Yes	0.4	0.2	0.2	0.3	0.3	
N of Valid	682	580	483	381	2126	
N of Miss	0	0	0	0	0	

Table 203: If you used prescription drugs or over the counter drugs without a doctor telling you to use it or for the purpose of getting high, where did you get these drugs? -
Got from friend, elsewhere



Response	6	8	10	12	Total	
No	99.9	99.1	100.0	99.2	99.6	
Yes	0.1	0.9	0.0	0.8	0.4	
N of Valid	682	580	483	381	2126	
N of Miss	0	0	0	0	0	

Table 204: If you used prescription drugs or over the counter drugs without a doctor telling you to use it or for the purpose of getting high, where did you get these drugs? -
Got from internet sale



Response	6	8	10	12	Total	
No	99.6	99.7	99.8	99.5	99.6	
Yes	0.4	0.3	0.2	0.5	0.4	
N of Valid	682	580	483	381	2126	
N of Miss	0	0	0	0	0	

Table 205: During the last month, about how many marijuana cigarettes, or the equivalent, did you smoke a day, on the average?


Response	6	8	10	12	Total	
None	98.7	94.4	94.2	90.6	95.1	
Less than 1 a day	0.1	2.6	2.7	4.2	2.1	
1 a day	0.1	0.3	0.6	1.0	0.5	
2-3 a day	0.4	1.6	1.5	3.1	1.5	
4-6 a day	0.1	0.3	0.4	0.0	0.2	
7-10 a day	0.1	0.2	0.4	0.3	0.2	
11 or more a day	0.3	0.5	0.2	0.8	0.4	
N of Valid	686	574	482	384	2126	
N of Miss	174	133	135	119	561	

Table 206: How wrong do your friends feel it would be for YOU to: have one or two drinks of an alcoholic beverage nearly every day?


Response	6	8	10	12	Total	
Very wrong	84.8	63.9	60.9	66.8	70.5	
Wrong	9.8	20.0	18.5	15.3	15.5	
A little bit wrong	3.3	9.8	12.1	10.7	8.4	
Not at all wrong	2.1	6.4	8.5	7.1	5.6	
N of Valid	702	581	496	392	2171	
N of Miss	158	126	121	111	516	

Table 207: How wrong do your friends feel it would be for YOU to: smoke tobacco?


Response	6	8	10	12	Total	
Very wrong	87.7	75.3	69.6	72.4	77.4	
Wrong	7.6	13.8	16.7	13.8	12.5	
A little bit wrong	2.2	5.4	8.5	6.9	5.3	
Not at all wrong	2.6	5.5	5.2	6.9	4.8	
N of Valid	697	578	496	391	2162	
N of Miss	163	129	121	112	525	

Table 208: How wrong do your friends feel it would be for YOU to: smoke marijuana?





Response	6	8	10	12	Total	
Very wrong	89.5	63.8	51.7	56.0	68.0	
Wrong	5.7	12.8	15.8	10.0	10.7	
A little bit wrong	2.0	11.8	16.8	15.4	10.4	
Not at all wrong	2.7	11.6	15.8	18.5	10.9	
N of Valid	698	578	495	389	2160	
N of Miss	162	129	122	114	527	

Table 209: How wrong do your friends feel it would be for YOU to: use prescription drugs not prescribed to you?





Response	6	8	10	12	Total	
Very wrong	91.6	74.5	77.4	79.6	81.6	
Wrong	5.9	13.5	12.4	10.7	10.3	
A little bit wrong	0.6	5.9	6.5	5.5	4.2	
Not at all wrong	1.9	6.1	3.7	4.2	3.8	
N of Valid	693	577	492	383	2145	
N of Miss	167	130	125	120	542	

Table 210: How wrong would most adults (over 21) in your neighborhood think it is for kids your age: to use marijuana?





Response	6	8	10	12	Total	
Very wrong	90.4	72.2	63.2	64.1	74.6	
Wrong	6.5	12.0	20.5	12.0	12.1	
A little bit wrong	1.2	9.7	10.1	13.5	7.7	
Not at all wrong	1.9	6.1	6.2	10.4	5.5	
N of Valid	690	575	484	384	2133	
N of Miss	170	132	133	119	554	

Table 211: How wrong would most adults (over 21) in your neighborhood think it is for kids your age: to drink alcohol?





Response	6	8	10	12	Total	
Very wrong	86.2	69.0	64.5	65.4	72.8	
Wrong	8.5	16.0	20.0	13.0	14.0	
A little bit wrong	3.1	9.9	10.1	12.2	8.2	
Not at all wrong	2.2	5.0	5.4	9.4	5.0	
N of Valid	681	575	484	384	2124	
N of Miss	179	132	133	119	563	

Table 212: How wrong would most adults (over 21) in your neighborhood think it is for kids your age: to smoke cigarettes?





Response	6	8	10	12	Total	
Very wrong	87.8	77.3	74.1	72.7	79.1	
Wrong	7.8	12.3	16.6	12.5	11.9	
A little bit wrong	2.4	5.6	5.4	7.6	4.9	
Not at all wrong	2.1	4.7	3.9	7.3	4.2	
N of Valid	679	569	482	384	2114	
N of Miss	181	138	135	119	573	

Table 213: How much do each of the following statements describe your neighborhood? crime and/or drug selling





Response	6	8	10	12	Total	
NO!	79.0	66.6	64.9	69.0	70.6	
no	9.1	16.7	16.3	11.2	13.2	
yes	6.4	11.5	11.0	11.5	9.7	
YES!	5.5	5.2	7.9	8.3	6.5	
N of Valid	685	575	484	384	2128	
N of Miss	175	132	133	119	559	

Table 214: How much do each of the following statements describe your neighborhood? fights





Response	6	8	10	12	Total	
NO!	63.1	57.0	59.4	68.0	61.5	
no	12.0	19.7	21.9	15.1	16.9	
yes	13.7	12.5	11.1	8.6	11.9	
YES!	11.2	10.8	7.6	8.3	9.7	
N of Valid	681	574	485	384	2124	
N of Miss	179	133	132	119	563	

Table 215: How much do each of the following statements describe your neighborhood? lots of empty or abandoned buildings





Response	6	8	10	12	Total	
NO!	74.2	61.2	63.8	69.7	67.5	
no	12.4	21.9	21.4	15.4	17.6	
yes	7.8	11.4	9.4	8.6	9.2	
YES!	5.6	5.6	5.4	6.3	5.7	
N of Valid	683	572	481	383	2119	
N of Miss	177	135	136	120	568	

Table 216: How much do each of the following statements describe your neighborhood? lots of graffiti





Response	6	8	10	12	Total	
NO!	81.5	73.5	72.8	75.5	76.3	
no	12.2	17.3	21.1	16.8	16.4	
yes	3.6	6.2	4.0	4.3	4.5	
YES!	2.7	3.0	2.1	3.5	2.8	
N of Valid	671	565	474	376	2086	
N of Miss	189	142	143	127	601	

Table 217: I feel safe in my neighborhood.

Response	6	8	10	12	Total	
NO!	11.4	7.9	8.4	13.1	10.1	
no	7.6	10.5	9.6	9.7	9.2	
yes	32.7	40.4	43.2	40.4	38.6	
YES!	48.3	41.2	38.8	36.7	42.1	
N of Valid	675	570	477	381	2103	
N of Miss	185	137	140	122	584	

Table 218: If a kid smoked marijuana in your neighborhood would he or she be caught by the police?

Response	6	8	10	12	Total	
NO!	24.0	31.3	36.2	44.5	32.5	
no	17.0	33.6	39.4	30.5	29.0	
yes	24.9	21.0	16.7	17.4	20.6	
YES!	34.1	14.2	7.7	7.6	17.9	
N of Valid	678	572	480	384	2114	
N of Miss	182	135	137	119	573	

Table 219: If a kid drank some beer, wine or hard liquor (for example, vodka, whiskey, or gin) in your neighborhood would he or she be caught by the police?

Response	6	8	10	12	Total	
NO!	26.3	33.8	39.0	48.7	35.3	
no	19.2	37.1	40.2	29.4	30.7	
yes	23.7	18.4	14.0	15.6	18.6	
YES!	30.8	10.7	6.9	6.2	15.4	
N of Valid	676	571	480	384	2111	
N of Miss	184	136	137	119	576	

Table 220: If a kid carried a handgun in your neighborhood would he or she be caught by the police?





Response	6	8	10	12	Total	
NO!	23.7	28.0	33.1	42.9	30.5	
no	13.5	25.2	32.0	23.1	22.6	
yes	23.7	24.5	22.0	18.7	22.6	
YES!	39.2	22.4	12.9	15.3	24.3	
N of Valid	676	572	481	385	2114	
N of Miss	184	135	136	118	573	

Table 221: If you wanted to get some cigarettes, how easy would it be for you to get some?





Response	6	8	10	12	Total	
Very hard	85.9	64.8	61.3	56.5	69.2	
Sort of hard	6.2	11.7	13.7	12.0	10.4	
Sort of easy	4.1	13.4	14.3	11.7	10.3	
Very easy	3.9	10.1	10.8	19.8	10.1	
N of Valid	666	566	483	384	2099	
N of Miss	194	141	134	119	588	

Table 222: If you wanted to get some beer, wine or hard liquor (for example, vodka, whiskey, or gin), how easy would it be for you to get some?





Response	6	8	10	12	Total	
Very hard	84.8	61.8	55.6	55.1	66.5	
Sort of hard	6.6	14.3	13.4	9.4	10.7	
Sort of easy	3.9	12.2	16.1	14.6	10.9	
Very easy	4.8	11.7	14.9	20.9	11.9	
N of Valid	669	573	478	383	2103	
N of Miss	191	134	139	120	584	

Table 223: If you wanted to get a drug like cocaine, LSD, or amphetamines, how easy would it be for you to get some?


Response	6	8	10	12	Total	
Very hard	95.2	86.7	82.3	77.1	86.6	
Sort of hard	2.1	6.8	10.0	10.2	6.7	
Sort of easy	1.1	4.2	4.2	5.2	3.4	
Very easy	1.7	2.3	3.5	7.6	3.3	
N of Valid	665	571	480	384	2100	
N of Miss	195	136	137	119	587	

Table 224: If you wanted to get a handgun, how easy would it be for you to get one?


Response	6	8	10	12	Total	
Very hard	84.6	69.9	69.7	62.7	73.2	
Sort of hard	6.2	12.8	11.7	12.6	10.4	
Sort of easy	5.0	7.7	9.2	11.3	7.8	
Very easy	4.2	9.6	9.4	13.4	8.5	
N of Valid	664	571	479	381	2095	
N of Miss	196	136	138	122	592	

Table 225: If you wanted to get some marijuana, how easy would it be for you to get some?


Response	6	8	10	12	Total	
Very hard	93.4	69.5	59.4	53.8	71.9	
Sort of hard	2.9	9.6	9.4	9.9	7.5	
Sort of easy	1.5	8.0	11.5	12.3	7.5	
Very easy	2.3	12.9	19.8	24.0	13.2	
N of Valid	662	564	480	383	2089	
N of Miss	198	143	137	120	598	

Table 226: If you wanted to get prescription drugs for the purpose of getting high, how easy would it be for you to get some?





Response	6	8	10	12	Total	
Very hard	92.8	75.2	69.4	67.7	78.1	
Sort of hard	2.9	9.2	10.6	10.2	7.7	
Sort of easy	2.3	9.4	9.4	9.1	7.1	
Very easy	2.1	6.2	10.6	13.0	7.2	
N of Valid	664	565	481	384	2094	
N of Miss	196	142	136	119	593	

Table 227: If you wanted to get synthetic marijuana such as K2 or chemical products such as bath salts to get high, how easy would it be for you to get some?





Response	6	8	10	12	Total	
Very hard	95.9	86.0	80.2	78.6	86.5	
Sort of hard	1.7	6.2	9.6	8.3	5.9	
Sort of easy	0.8	4.1	4.8	5.5	3.4	
Very easy	1.7	3.7	5.4	7.6	4.2	
N of Valid	665	565	480	384	2094	
N of Miss	195	142	137	119	593	

Table 228: If you wanted to get steroids to use or to enhance athletic performance, how easy would it be for you to get some?





Response	6	8	10	12	Total	
Very hard	94.1	86.5	81.2	79.1	86.4	
Sort of hard	2.9	5.7	10.0	11.0	6.8	
Sort of easy	1.2	4.4	4.6	4.7	3.5	
Very easy	1.8	3.4	4.2	5.2	3.4	
N of Valid	663	563	480	382	2088	
N of Miss	197	144	137	121	599	

Table 229: If you wanted to get e-cigarettes, e-cigars, or e-hookahs, how easy would it be for you to get some?





Response	6	8	10	12	Total	
Very hard	90.7	72.0	61.0	60.6	73.3	
Sort of hard	3.6	6.5	10.5	5.5	6.3	
Sort of easy	2.9	10.2	10.5	10.4	8.0	
Very easy	2.9	11.3	18.0	23.5	12.4	
N of Valid	665	567	477	383	2092	
N of Miss	195	140	140	120	595	

Table 230: During the past 12 months, have you participated in any alcohol prevention programs or seen any alcohol prevention messages in your school or community? Yes, a school-based program focused on preventing underage drinking and/or drinking and driving.



Response	6	8	10	12	Total	
No	69.0	75.1	85.7	84.9	77.4	
Yes	31.0	24.9	14.3	15.1	22.6	
N of Valid	661	558	476	385	2080	
N of Miss	0	0	0	0	0	

Table 231: During the past 12 months, have you participated in any alcohol prevention programs or seen any alcohol prevention messages in your school or community? Yes, a community-based program focused on preventing underage drinking and/or drinking and driving (for example, through your church or temple or through youth groups like Boys and Girls Club or 4-H).



Response	6	8	10	12	Total	
No	90.2	92.7	94.7	94.3	92.6	
Yes	9.8	7.3	5.3	5.7	7.4	
N of Valid	661	558	476	385	2080	
N of Miss	0	0	0	0	0	

Table 232: During the past 12 months, have you participated in any alcohol prevention programs or seen any alcohol prevention messages in your school or community? Yes, a media campaign addressing underage drinking and/or drinking and driving (for example, newspaper ads, posters, pamphlets, radio, TV).



Response	6	8	10	12	Total	
No	92.0	91.6	93.1	95.8	92.8	
Yes	8.0	8.4	6.9	4.2	7.2	
N of Valid	661	558	476	385	2080	
N of Miss	0	0	0	0	0	

Table 233: During the past 12 months, have you participated in any alcohol prevention programs or seen any alcohol prevention messages in your school or community? No



Response	6	8	10	12	Total	
No	34.5	28.7	18.3	15.6	25.7	
Yes	65.5	71.3	81.7	84.4	74.3	
N of Valid	661	558	476	385	2080	
N of Miss	0	0	0	0	0	

Table 234: How wrong do your parents feel it would be for YOU to: have one or two drinks of an alcoholic beverage nearly every day?





Response	6	8	10	12	Total	
Very wrong	93.9	85.7	86.3	84.0	88.2	
Wrong	3.9	8.8	8.4	9.8	7.3	
A little bit wrong	1.2	3.8	3.4	3.8	2.9	
Not at all wrong	1.0	1.8	1.9	2.4	1.7	
N of Valid	667	559	474	368	2068	
N of Miss	193	148	143	135	619	

Table 235: How wrong do your parents feel it would be for YOU to: smoke tobacco?





Response	6	8	10	12	Total	
Very wrong	94.6	91.3	90.7	86.7	91.4	
Wrong	2.5	5.4	5.9	7.3	4.9	
A little bit wrong	1.3	1.4	2.3	4.9	2.2	
Not at all wrong	1.5	1.8	1.1	1.1	1.4	
N of Valid	667	553	475	369	2064	
N of Miss	193	154	142	134	623	

Table 236: How wrong do your parents feel it would be for YOU to: smoke marijuana?

Response	6	8	10	12	Total	
Very wrong	95.1	86.0	82.2	79.0	86.8	
Wrong	2.5	6.5	9.6	7.7	6.1	
A little bit wrong	0.4	4.1	4.9	7.9	3.8	
Not at all wrong	1.9	3.4	3.4	5.5	3.3	
N of Valid	668	557	471	366	2062	
N of Miss	192	150	146	137	625	

Table 237: How wrong do your parents feel it would be for YOU to: use prescription drugs not prescribed to you?

Response	6	8	10	12	Total	
Very wrong	96.4	89.6	90.4	89.7	92.0	
Wrong	1.4	5.7	5.6	6.5	4.4	
A little bit wrong	0.6	2.3	2.4	2.7	1.8	
Not at all wrong	1.7	2.3	1.7	1.1	1.7	
N of Valid	665	558	468	369	2060	
N of Miss	195	149	149	134	627	

Table 238: How wrong do your parents feel it would be for YOU to: steal something?

Response	6	8	10	12	Total	
Very wrong	90.7	83.6	88.3	91.3	88.3	
Wrong	6.3	12.2	9.2	6.2	8.5	
A little bit wrong	1.3	2.9	1.7	1.4	1.8	
Not at all wrong	1.6	1.3	0.9	1.1	1.3	
N of Valid	667	556	469	368	2060	
N of Miss	193	151	148	135	627	

Table 239: How wrong do your parents feel it would be for YOU to: draw graffiti, write things, or draw pictures on buildings or other property (without the owner's permission)?

Response	6	8	10	12	Total	
Very wrong	93.6	86.7	87.3	89.2	89.5	
Wrong	3.9	8.2	7.8	6.2	6.4	
A little bit wrong	1.3	3.4	3.4	3.0	2.7	
Not at all wrong	1.2	1.6	1.5	1.6	1.5	
N of Valid	667	558	472	369	2066	
N of Miss	193	149	145	134	621	

Table 240: How wrong do your parents feel it would be for YOU to: pick a fight with someone?

Response	6	8	10	12	Total	
Very wrong	78.7	66.7	74.7	79.9	74.7	
Wrong	12.8	17.2	16.4	10.0	14.3	
A little bit wrong	5.3	12.9	6.2	7.0	7.9	
Not at all wrong	3.3	3.2	2.8	3.0	3.1	
N of Valid	666	558	470	369	2063	
N of Miss	194	149	147	134	624	

Table 241: During the past 12 months, have you talked with at least one of your parents about the dangers of underage drinking and/or drinking and driving? By parents, we mean either your biological parents, adoptive parents, stepparents, or adult guardians - whether or not they live with you.

Response	6	8	10	12	Total	
No	52.5	60.2	61.6	65.5	59.0	
Yes	47.5	39.8	38.4	34.5	41.0	
N of Valid	592	517	432	339	1880	
N of Miss	268	190	185	164	807	

Table 242: The rules in my family are clear.

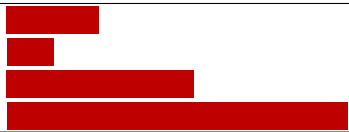
Response	6	8	10	12	Total	
NO!	11.5	10.0	12.6	18.8	12.7	
no	4.2	5.3	6.0	5.7	5.2	
yes	23.4	33.3	31.0	26.6	28.4	
YES!	60.9	51.4	50.4	48.9	53.8	
N of Valid	650	552	468	368	2038	
N of Miss	210	155	149	135	649	

Table 243: People in my family have serious arguments about the same things, and often insult or yell at each other.

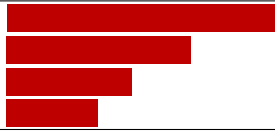
Response	6	8	10	12	Total	
NO!	51.6	37.0	35.4	38.6	41.6	
no	23.0	30.6	31.8	27.4	27.9	
yes	15.8	18.5	20.9	17.9	18.1	
YES!	9.6	13.9	11.9	16.0	12.5	
N of Valid	653	552	469	368	2042	
N of Miss	207	155	148	135	645	

Table 244: When I am not at home, one of my parents knows where I am and who I am with.

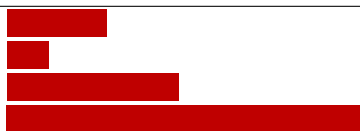
Response	6	8	10	12	Total	
NO!	13.4	10.3	14.0	19.6	13.8	
no	3.0	3.6	4.3	7.6	4.3	
yes	19.8	29.1	30.6	25.1	25.7	
YES!	63.7	57.0	51.1	47.7	56.1	
N of Valid	656	554	470	367	2047	
N of Miss	204	153	147	136	640	

Table 245: My family has clear rules about alcohol and drug use.


Response	6	8	10	12	Total	
NO!	16.4	13.3	13.7	19.3	15.5	
no	4.6	6.0	7.3	10.3	6.7	
yes	14.7	25.7	27.6	26.9	22.9	
YES!	64.2	55.0	51.4	43.5	55.0	
N of Valid	646	549	467	368	2030	
N of Miss	214	158	150	135	657	

Table 246: If you skipped school would you be caught by your parents?


Response	6	8	10	12	Total	
NO!	14.5	14.2	18.5	25.0	17.2	
no	4.5	13.8	14.8	22.6	12.6	
yes	18.5	26.0	24.7	22.6	22.7	
YES!	62.5	46.1	42.1	29.9	47.5	
N of Valid	648	551	466	368	2033	
N of Miss	212	156	151	135	654	

Table 247: My parents ask if I've gotten my homework done.


Response	6	8	10	12	Total	
NO!	12.3	16.6	17.7	28.1	17.6	
no	5.7	11.5	14.7	21.3	12.1	
yes	20.9	28.8	30.8	22.7	25.6	
YES!	61.2	43.1	36.8	27.9	44.7	
N of Valid	652	548	468	366	2034	
N of Miss	208	159	149	137	653	

Table 248: Would your parents know if you did not come home on time?





Response	6	8	10	12	Total	
NO!	12.7	13.5	16.0	21.3	15.2	
no	5.4	7.1	6.2	11.2	7.1	
yes	16.6	27.1	28.4	26.2	23.9	
YES!	65.3	52.3	49.5	41.4	53.8	
N of Valid	646	549	469	367	2031	
N of Miss	214	158	148	136	656	

Table 249: Do you know how to properly dispose of leftover prescription drugs?



Response	6	8	10	12	Total	
No	80.4	75.2	70.7	69.7	74.8	
Yes	19.6	24.8	29.3	30.3	25.2	
N of Valid	608	521	444	356	1929	
N of Miss	252	186	173	147	758	

Table 250: Have any of your brothers or sisters ever: drunk beer, wine or hard liquor (for example, vodka, whiskey or gin)?




Response	6	8	10	12	Total	
No	83.5	67.3	59.3	65.1	70.3	
Yes	14.4	29.6	37.7	30.8	26.8	
I don't have any brothers or sisters	2.1	3.1	3.0	4.1	2.9	
N of Valid	665	557	467	367	2056	
N of Miss	195	150	150	136	631	

Table 251: Have any of your brothers or sisters ever: smoked marijuana?




Response	6	8	10	12	Total	
No	92.4	76.0	69.6	69.3	78.6	
Yes	5.5	21.1	27.2	26.6	18.4	
I don't have any brothers or sisters	2.1	2.9	3.2	4.1	2.9	
N of Valid	659	555	464	368	2046	
N of Miss	201	152	153	135	641	

Table 252: Have any of your brothers or sisters ever: smoked cigarettes?




Response	6	8	10	12	Total	
No	89.1	81.1	79.0	79.0	82.8	
Yes	8.8	15.8	18.0	17.5	14.4	
I don't have any brothers or sisters	2.1	3.1	3.0	3.6	2.8	
N of Valid	660	556	466	366	2048	
N of Miss	200	151	151	137	639	

Table 253: Have any of your brothers or sisters ever: taken a handgun to school?




Response	6	8	10	12	Total	
No	95.8	94.9	95.3	93.8	95.1	
Yes	2.1	2.2	1.7	2.4	2.1	
I don't have any brothers or sisters	2.1	2.9	3.0	3.8	2.8	
N of Valid	663	554	465	368	2050	
N of Miss	197	153	152	135	637	

Table 254: Have any of your brothers or sisters ever: been suspended or expelled from school?




Response	6	8	10	12	Total	
No	76.2	62.6	67.0	72.8	69.8	
Yes	21.6	34.4	30.0	22.8	27.2	
I don't have any brothers or sisters	2.1	3.1	3.0	4.3	3.0	
N of Valid	661	556	466	368	2051	
N of Miss	199	151	151	135	636	

Table 255: Have any of your brothers or sisters ever: used e-cigarettes, e-cigars or e-hookahs (vaping)?




Response	6	8	10	12	Total	
No	89.3	78.0	74.7	79.7	81.2	
Yes	8.6	18.7	22.0	16.3	15.8	
I don't have any brothers or sisters	2.1	3.2	3.2	4.1	3.0	
N of Valid	662	555	463	369	2049	
N of Miss	198	152	154	134	638	

Table 256: Have any of your brothers or sisters ever: used prescription drugs not prescribed to him/her?




Response	6	8	10	12	Total	
No	95.1	90.9	88.6	88.0	91.2	
Yes	2.7	6.3	8.4	8.2	6.0	
I don't have any brothers or sisters	2.1	2.7	3.0	3.8	2.8	
N of Valid	658	552	465	367	2042	
N of Miss	202	155	152	136	645	

Table 257: Have you changed homes in the past year (the last 12 months)?



Response	6	8	10	12	Total	
No	67.2	68.1	73.3	75.1	70.2	
Yes	32.8	31.9	26.7	24.9	29.8	
N of Valid	652	554	457	362	2025	
N of Miss	208	153	160	141	662	

Table 258: How many times have you changed homes since kindergarten?






Response	6	8	10	12	Total	
Never	34.3	27.6	34.7	33.5	32.4	
1 or 2 times	32.5	29.2	24.8	27.8	29.0	
3 or 4 times	19.6	24.6	21.8	19.6	21.5	
5 or 6 times	7.6	10.3	8.8	11.4	9.3	
7 or more times	5.9	8.2	9.9	7.6	7.8	
N of Valid	658	561	464	367	2050	
N of Miss	202	146	153	136	637	

Table 259: Have you changed schools (including changing from elementary to middle and middle to high school) in the past year?



Response	6	8	10	12	Total	
No	62.3	56.7	61.5	72.7	62.4	
Yes	37.7	43.3	38.5	27.3	37.6	
N of Valid	650	550	455	355	2010	
N of Miss	210	157	162	148	677	

Table 260: How many times have you changed schools since kindergarten (including changing from elementary to middle and middle to high school)?






Response	6	8	10	12	Total	
Never	49.0	25.7	36.4	39.8	38.2	
1 or 2 times	31.0	39.6	24.3	24.3	30.7	
3 or 4 times	13.6	20.8	24.6	24.3	19.9	
5 or 6 times	4.7	6.7	9.0	6.6	6.6	
7 or more times	1.7	7.2	5.7	5.0	4.7	
N of Valid	655	553	456	362	2026	
N of Miss	205	154	161	141	661	

Table 261: Has anyone in your family ever had severe alcohol or drug problems?



Response	6	8	10	12	Total	
No	76.4	64.2	60.6	64.7	67.4	
Yes	23.6	35.8	39.4	35.3	32.6	
N of Valid	644	548	457	360	2009	
N of Miss	216	159	160	143	678	

Table 262: About how many adults (over 21) have you known personally who in the past year have: used marijuana, crack, cocaine, or other drugs?






Response	6	8	10	12	Total	
0	81.5	64.0	59.7	62.9	68.5	
1	8.9	14.1	11.8	10.4	11.2	
2	3.3	6.6	9.0	7.4	6.2	
3-4	2.6	6.6	7.7	5.7	5.4	
5	3.8	8.7	11.8	13.6	8.7	
N of Valid	665	561	467	367	2060	
N of Miss	195	146	150	136	627	

Table 263: About how many adults (over 21) have you known personally who in the past year have: sold or dealt drugs?






Response	6	8	10	12	Total	
0	87.9	76.8	73.9	76.1	79.6	
1	7.1	10.2	8.6	6.2	8.1	
2	1.7	5.7	5.6	5.2	4.3	
3-4	1.5	3.1	5.4	6.5	3.7	
5	1.8	4.1	6.5	6.0	4.2	
N of Valid	662	557	464	368	2051	
N of Miss	198	150	153	135	636	

Table 264: About how many adults (over 21) have you known personally who in the past year have: done other things that could get them in trouble with the police, like stealing, selling stolen goods, mugging or assaulting others, etc.?






Response	6	8	10	12	Total	
0	85.8	74.4	71.8	73.6	77.3	
1	6.7	11.6	9.9	8.4	9.1	
2	3.2	4.8	5.6	4.9	4.5	
3-4	1.5	3.4	4.3	5.4	3.4	
5	2.9	5.7	8.4	7.6	5.8	
N of Valid	660	559	465	368	2052	
N of Miss	200	148	152	135	635	

Table 265: About how many adults (over 21) have you known personally who in the past year have: gotten drunk or high?










Response	6	8	10	12	Total	
0	68.8	48.3	46.6	55.4	55.8	
1	12.5	17.7	12.1	7.8	13.0	
2	6.9	8.1	8.1	9.5	8.0	
3-4	4.1	8.9	10.3	7.5	7.4	
5	7.6	17.0	22.9	19.8	15.8	
N of Valid	654	553	455	359	2021	
N of Miss	206	154	162	144	666	

Table 266: How honest were you in filling out this survey?

Response	6	8	10	12	Total	
I was very honest	82.3	74.6	72.4	74.1	76.5	
I was honest pretty much of the time	12.9	18.5	19.3	16.5	16.5	
I was honest some of the time	3.8	5.4	7.5	7.7	5.8	
I was honest once in a while	1.0	1.6	0.8	1.6	1.2	
I was not honest at all	0.0	0.0	0.0	0.0	0.0	
N of Valid	688	574	482	375	2119	
N of Miss	172	133	135	128	568	