

2013 APNA

Arkansas Prevention Needs Assessment Student Survey



Region 8 Tables

Arkansas Department of Human Services
Division of Behavioral Health Services
Prevention Services

Conducted by International Survey Associates dba Pride Surveys

Contents

1	INTRODUCTION	10
2	PERCENTAGE TABLES	15

List of Tables

1	Sex	16
2	Age	16
3	Are you Hispanic or Latino?	16
4	What is your race? Black or African American	17
5	What is your race? Asian	17
6	What is your race? American Indian	17
7	What is your race? Alaska Native	17
8	What is your race? White	18
9	What is your race? Native Hawaiian or Other Pacific Islander	18
10	What is your race? Other	18
11	What is the highest level of schooling completed by your mother or father?	19
12	Think of where you live most of the time. Which of the following people live there with you? Mother	19
13	Think of where you live most of the time. Which of the following people live there with you? Stepmother	19
14	Think of where you live most of the time. Which of the following people live there with you? Foster Mother	20
15	Think of where you live most of the time. Which of the following people live there with you? Grandmother	20
16	Think of where you live most of the time. Which of the following people live there with you? Aunt	20
17	Think of where you live most of the time. Which of the following people live there with you? Father	20
18	Think of where you live most of the time. Which of the following people live there with you? Stepfather	21
19	Think of where you live most of the time. Which of the following people live there with you? Foster Father	21
20	Think of where you live most of the time. Which of the following people live there with you? Grandfather	21
21	Think of where you live most of the time. Which of the following people live there with you? Uncle	21
22	Think of where you live most of the time. Which of the following people live there with you? Other Adults	22
23	Think of where you live most of the time. Which of the following people live there with you? Brother(s)	22
24	Think of where you live most of the time. Which of the following people live there with you? Stepbrother(s)	22
25	Think of where you live most of the time. Which of the following people live there with you? Sister(s)	22
26	Think of where you live most of the time. Which of the following people live there with you? Stepsister(s)	23

27	Think of where you live most of the time. Which of the following people live there with you? Other Children	23
28	In my school, students have lots of chances to help decide things like class activities and rules.	23
29	Teachers ask me to work on special classroom projects.	23
30	My teacher(s) notices when I am doing a good job and lets me know about it.	24
31	There are lots of chances for students in my school to get involved in sports, clubs, and other school activities outside of class.	24
32	There are lots of chances for students in my school to talk with a teacher one-on-one.	24
33	I feel safe at my school.	25
34	The school lets my parents know when I have done something well.	25
35	My teachers praise me when I work hard in school.	25
36	Are your school grades better than the grades of most students in your class?	26
37	I have lots of chances to be part of class discussions or activities.	26
38	Now thinking back over the past year in school, how often did you: enjoy being in school?	26
39	Now thinking back over the past year in school, how often did you: hate being in school?	27
40	Now thinking back over the past year in school, how often did you: try to do your best work in school?	27
41	How often do you feel that the school work you are assigned is meaningful and important?	27
42	Putting them all together, what were your grades like last year?	28
43	How important do you think the things you are learning in school are going to be for your later life?	28
44	How interesting are most of your courses to you?	28
45	During the LAST FOUR WEEKS how many whole days of school have you missed because you skipped or 'cut'?	29
46	What are the chances you would be seen as cool if you: smoked cigarettes?	29
47	What are the chances you would be seen as cool if you: worked hard at school?	29
48	What are the chances you would be seen as cool if you: began drinking alcoholic beverages regularly, that is, at least once or twice a month?	30
49	What are the chances you would be seen as cool if you: defended someone who was being verbally abused at school?	30
50	What are the chances you would be seen as cool if you: smoked marijuana?	30
51	What are the chances you would be seen as cool if you: carried a handgun?	31

52	Think of your four best friends (the friends you feel closest to). In the past year (12 months), how many of your best friends have: participated in clubs, organizations or activities at school?	31
53	Think of your four best friends (the friends you feel closest to). In the past year (12 months), how many of your best friends have: smoked cigarettes?	31
54	Think of your four best friends (the friends you feel closest to). In the past year (12 months), how many of your best friends have: tried beer, wine or hard liquor (for example, vodka, whiskey, or gin) when their parents didn't know about it?	32
55	Think of your four best friends (the friends you feel closest to). In the past year (12 months), how many of your best friends have: made a commitment to stay drug-free?	32
56	Think of your four best friends (the friends you feel closest to). In the past year (12 months), how many of your best friends have: used marijuana?	32
57	Think of your four best friends (the friends you feel closest to). In the past year (12 months), how many of your best friends have: used prescription drugs or non-prescription drugs for the purposes of getting high?	33
58	Think of your four best friends (the friends you feel closest to). In the past year (12 months), how many of your best friends have: used synthetic marijuana (K2, spice) or bath salts?	33
59	Think of your four best friends (the friends you feel closest to). In the past year (12 months), how many of your best friends have: used LSD, cocaine, amphetamines, or other illegal drugs?	33
60	Think of your four best friends (the friends you feel closest to). In the past year (12 months), how many of your best friends have: tried to do well in school?	34
61	Think of your four best friends (the friends you feel closest to). In the past year (12 months), how many of your best friends have: been suspended from school?	34
62	Think of your four best friends (the friends you feel closest to). In the past year (12 months), how many of your best friends have: liked school?	34
63	Think of your four best friends (the friends you feel closest to). In the past year (12 months), how many of your best friends have: carried a handgun?	35
64	Think of your four best friends (the friends you feel closest to). In the past year (12 months), how many of your best friends have: sold illegal drugs?	35
65	Think of your four best friends (the friends you feel closest to). In the past year (12 months), how many of your best friends have: regularly attended religious services?	35

66	Think of your four best friends (the friends you feel closest to). In the past year (12 months), how many of your best friends have: stolen or tried to steal a motor vehicle such as a car or motorcycle?	36
67	Think of your four best friends (the friends you feel closest to). In the past year (12 months), how many of your best friends have: been arrested?	36
68	Think of your four best friends (the friends you feel closest to). In the past year (12 months), how many of your best friends have: dropped out of school?	36
69	Think of your four best friends (the friends you feel closest to). In the past year (12 months), how many of your best friends have: been members of a gang?	37
70	How old were you when you first: smoked marijuana?	37
71	How old were you when you first: smoked a cigarette, even just a puff?	38
72	How old were you when you first: had more than a sip or two of beer, wine or hard liquor (for example, vodka, whiskey, or gin)?	38
73	How old were you when you first: began drinking alcoholic beverages regularly, that is, at least once or twice a month?	39
74	How old were you when you first: used Daztrex?	39
75	How old were you when you first: got suspended from school?	40
76	How old were you when you first: got arrested?	40
77	How old were you when you first: carried a handgun?	41
78	How old were you when you first: attacked someone with the idea of seriously hurting them?	41
79	How old were you when you first: belonged to a gang?	42
80	How wrong do you think it is for someone your age to: take a handgun to school?	42
81	How wrong do you think it is for someone your age to: steal anything worth more than \$5?	42
82	How wrong do you think it is for someone your age to: pick a fight with someone?	43
83	How wrong do you think it is for someone your age to: attack someone with the idea of seriously hurting them?	43
84	How wrong do you think it is for someone your age to: stay away from school all day when their parents think they are at school?	43
85	How wrong do you think it is for someone your age to: drink beer, wine or hard liquor (for example, vodka, whiskey, or gin) regularly?	44
86	How wrong do you think it is for someone your age to: smoke cigarettes?	44
87	How wrong do you think it is for someone your age to: smoke marijuana?	44
88	How wrong do you think it is for someone your age to: use prescription drugs or non-prescription drugs for the purpose of getting high?	45

89	How wrong do you think it is for someone your age to: use synthetic marijuana (K2, spice) or bath salts?	45
90	How wrong do you think it is for someone your age to: use LSD, cocaine, amphetamines or another illegal drug?	45
91	At school during the past 12 months, did you receive help from the resource teacher, speech therapist or other special education teacher?	46
92	How many times in the past year (12 months) have you: been suspended from school?	46
93	How many times in the past year (12 months) have you: carried a handgun?	46
94	How many times in the past year (12 months) have you: sold illegal drugs?	47
95	How many times in the past year (12 months) have you: stolen or tried to steal a motor vehicle such as a car or motorcycle?	47
96	How many times in the past year (12 months) have you: participated in clubs, organizations or activities at school?	48
97	How many times in the past year (12 months) have you: been arrested?	48
98	How many times in the past year (12 months) have you: attacked someone with the idea of seriously hurting them?	49
99	How many times in the past year (12 months) have you: been drunk or high at school?	49
100	How many times in the past year (12 months) have you: taken a handgun to school?	50
101	Are you currently on probation, or assigned a probation officer with Juvenile Court?	50
102	Have you ever belonged to a gang?	50
103	If you have ever belonged to a gang, did that gang have a name?	51
104	You are at a party at someone's house, and one of your friends offers you a drink containing alcohol. What would you say or do?	51
105	How often do you attend religious services or activities?	51
106	I think sometimes it's okay to cheat at school.	52
107	It is important to think before you act.	52
108	Sometimes I think that life is not worth it.	52
109	At times I think I am no good at all.	53
110	All in all, I am inclined to think that I am a failure.	53
111	In the past year, have you felt depressed or sad MOST days, even if you felt okay sometimes?	53
112	It is all right to beat up people if they start the fight.	54
113	I think it is okay to take something without asking if you can get away with it.	54
114	Where do you get the most information about living a drug and alcohol free life? Parents/guardians	54
115	Where do you get the most information about living a drug and alcohol free life? Friends	55

116	Where do you get the most information about living a drug and alcohol free life? Family members	55
117	Where do you get the most information about living a drug and alcohol free life? School	55
118	Where do you get the most information about living a drug and alcohol free life? Internet	56
119	Where do you get the most information about living a drug and alcohol free life? TV	56
120	Where do you get the most information about living a drug and alcohol free life? Social media	56
121	How much do you think people risk harming themselves (physically or in other ways) if they: smoked one or more packs of cigarettes per day?	57
122	How much do you think people risk harming themselves (physically or in other ways) if they: try marijuana once or twice?	57
123	How much do you think people risk harming themselves (physically or in other ways) if they: smoke marijuana once or twice a week?	57
124	How much do you think people risk harming themselves (physically or in other ways) if they: take one or two drinks of an alcoholic beverage (beer, wine, liquor) nearly every day?	58
125	How much do you think people risk harming themselves (physically or in other ways) if they: have five or more drinks of an alcoholic beverage once or twice each weekend?	58
126	How much do you think people risk harming themselves (physically or in other ways) if they: use prescription drugs that are not prescribed to them?	58
127	How much do you think people risk harming themselves (physically or in other ways) if they: use non-prescription drugs to get high?	59
128	Have you ever used smokeless tobacco (chew, snuff, plug, dipping tobacco, or chewing tobacco)?	59
129	How often have you taken smokeless tobacco during the past 30 days?	59
130	Have you ever smoked cigarettes?	60
131	How frequently have you smoked cigarettes during the past 30 days?	60
132	Which statement best describes rules about smoking inside your home?	60
133	Which statement best describes rules about smoking in your family cars?	61
134	During this school year, were you taught in any of your classes about the dangers of tobacco use?	61
135	During the past 12 months, have you participated in any community activities to discourage people your age from using cigarettes, chewing tobacco, snuff, dip or cigars?	61
136	Think back over the last two weeks. How many times have you had five or more alcoholic drinks in a row?	62

137	During the past 30 days, how many times did you ride in a car or other vehicle driven by someone who had been drinking alcohol or using drugs to get high?	62
138	During the past 30 days, how many times did you drive a car or other vehicle when you had been drinking alcohol or using drugs to get high?	62
139	If you drank alcohol (not just a sip or taste) in the past year, how did you usually get it?	63
140	If you drank alcohol (not just a sip or taste) in the past year, where did you usually drink it?	63
141	How do you feel about someone your age having one or two drinks of an alcoholic beverage nearly every day?	64
142	On how many occasions have you had alcoholic beverages (beer, wine or hard liquor) to drink in your lifetime - more than just a few sips?	64
143	On how many occasions have you drunk one of more drinks of an alcoholic beverage during the past 30 days?	64
144	On how many occasions have you used marijuana (grass, pot) or hashish (hash, hash oil) in your lifetime?	65
145	On how many occasions have you used marijuana (grass, pot) or hashish (hash, hash oil) during the past 30 days?	65
146	On how many occasions have you used LSD or other psychedelics in your lifetime?	65
147	On how many occasions have you used LSD or other psychedelics during the past 30 days?	66
148	On how many occasions have you used cocaine or crack in your lifetime?	66
149	On how many occasions have you used cocaine or crack during the past 30 days?	66
150	On how many occasions have you sniffed glue, breathed the contents of an aerosol spray can, or inhaled other gases or sprays, in order to get high in your lifetime?	67
151	On how many occasions have you sniffed glue, breathed the contents of an aerosol spray can, or inhaled other gases or sprays, in order to get high during the past 30 days?	67
152	On how many occasions have you used Daztrex in your lifetime?	68
153	On how many occasions have you used Daztrex during the past 30 days?	68
154	On how many occasions have you used synthetic marijuana in your lifetime?	68
155	On how many occasions have you used synthetic marijuana during the past 30 days?	69
156	On how many occasions have you used methamphetamines (meth, speed, crank, crystal meth) in your lifetime?	69

157	On how many occasions have you used methamphetamines (meth, speed, crank, crystal meth) in the past 30 days?	69
158	On how many occasions have you used other chemical products (bath salts, plant food, etc.) in your lifetime?	70
159	On how many occasions have you used other chemical products (bath salts, plant food, etc.) during the past 30 days?	70
160	On how many occasions have you used heroin or other opiates in your lifetime?	70
161	On how many occasions have you used heroin or other opiates during the past 30 days?	71
162	On how many occasions have you used MDMA ('X', 'E', or ecstasy) in your lifetime?	71
163	On how many occasions have you used MDMA ('X', 'E', or ecstasy) during the past 30 days?	71
164	On how many occasions have you taken prescription drugs (such as Valium, Xanax, Ritalin, Adderall, OxyContin, Darvocet, or sleeping pills) not prescribed to you in your lifetime?	72
165	On how many occasions have you taken prescription drugs (such as Valium, Xanax, Ritalin, Adderall, OxyContin, Darvocet, or sleeping pills) not prescribed to you during the past 30 days?	72
166	On how many occasions have you taken non-prescription medicines such as diet pills (for example, Dietac, Dexatrim or Prolamine), stay-awake pills (for example No-Doz, Vivarin, or Wake), or cough or cold medicines (robos, DXM, etc.) to get high in your lifetime?	73
167	On how many occasions have you taken non-prescription medicines such as diet pills (for example, Dietac, Dexatrim or Prolamine), stay-awake pills (for example No-Doz, Vivarin, or Wake), or cough or cold medicines (robos, DXM, etc.) to get high during the past 30 days?	73
168	On how many occasions have you been drunk or very high from drinking alcoholic beverages during the past 30 days?	74
169	On how many occasions have you drunk flavored alcoholic beverages, sometimes called 'alcopops' (like Mike's Hard Lemonade, Smirnoff Ice, Bacardi Breezers, etc.) in your lifetime?	74
170	On how many occasions have you drunk flavored alcoholic beverages, sometimes called 'alcopops' (like Mike's Hard Lemonade, Smirnoff Ice, Bacardi Breezers, etc.) during the past 30 days?	75
171	If you used prescription drugs or over the counter drugs without a doctor telling you to use it or for the purpose of getting high, where did you get these drugs?	75
172	During the last month, about how many marijuana cigarettes, or the equivalent, did you smoke a day, on the average?	76
173	How wrong do your friends feel it would be for YOU to: drink alcohol?	76
174	How wrong do your friends feel it would be for YOU to: smoke tobacco?	76

175	How wrong do your friends feel it would be for YOU to: smoke marijuana?	77
176	How wrong do your friends feel it would be for YOU to: use prescription drugs not prescribed to you	77
177	How wrong would most adults (over 21) in your neighborhood think it is for kids your age: to use marijuana?	77
178	How wrong would most adults (over 21) in your neighborhood think it is for kids your age: to drink alcohol?	78
179	How wrong would most adults (over 21) in your neighborhood think it is for kids your age: to smoke cigarettes?	78
180	How much do each of the following statements describe your neighborhood? crime and/or drug selling	78
181	How much do each of the following statements describe your neighborhood? fights	79
182	How much do each of the following statements describe your neighborhood? lots of empty or abandoned buildings	79
183	How much do each of the following statements describe your neighborhood? lots of graffiti	79
184	I feel safe in my neighborhood.	80
185	If a kid smoked marijuana in your neighborhood would he or she be caught by the police?	80
186	If a kid drank some beer, wine or hard liquor (for example, vodka, whiskey, or gin) in your neighborhood would he or she be caught by the police?	80
187	If a kid carried a handgun in your neighborhood would he or she be caught by the police?	81
188	If you wanted to get some cigarettes, how easy would it be for you to get some?	81
189	If you wanted to get some beer, wine or hard liquor (for example, vodka, whiskey, or gin), how easy would it be for you to get some?	81
190	If you wanted to get a drug like cocaine, LSD, or amphetamines, how easy would it be for you to get some?	82
191	If you wanted to get a handgun, how easy would it be for you to get one?	82
192	If you wanted to get some marijuana, how easy would it be for you to get some?	82
193	If you wanted to get prescription drugs for the purpose of getting high, how easy would it be for you to get some?	83
194	If you wanted to get synthetic marijuana such as K2 or chemical products such as bath salts to get high, how easy would it be for you to get some?	83
195	If you wanted to get steroids to enhance athletic performance, how easy would it be for you to get some?	83

196	During the past 12 months, have you participated in any alcohol prevention programs or seen any alcohol prevention messages in your school or community? Yes, a school-based program focused on preventing underage drinking and/or drinking and driving. . . .	84
197	During the past 12 months, have you participated in any alcohol prevention programs or seen any alcohol prevention messages in your school or community? Yes, a community-based program focused on preventing underage drinking and/or drinking and driving (for example, through your church or temple or through youth groups like Boys and Girls Club or 4-H). . . .	84
198	During the past 12 months, have you participated in any alcohol prevention programs or seen any alcohol prevention messages in your school or community? Yes, a media campaign addressing underage drinking and/or drinking and driving (for example, newspaper ads, posters, pamphlets, radio, TV). . . .	84
199	During the past 12 months, have you participated in any alcohol prevention programs or seen any alcohol prevention messages in your school or community? No	84
200	How wrong do your parents feel it would be for YOU to: drink beer, wine or hard liquor (for example, vodka, whiskey or gin) regularly? .	85
201	How wrong do your parents feel it would be for YOU to: smoke tobacco?	85
202	How wrong do your parents feel it would be for YOU to: smoke marijuana?	85
203	How wrong do your parents feel it would be for YOU to: use prescription drugs not prescribed to you?	86
204	How wrong do your parents feel it would be for YOU to: steal something worth more than \$5?	86
205	How wrong do your parents feel it would be for YOU to: draw graffiti, write things, or draw pictures on buildings or other property (without the owner's permission)?	86
206	How wrong do your parents feel it would be for YOU to: pick a fight with someone?	87
207	During the past 12 months, have you talked with at least one of your parents about the dangers of underage drinking and/or drinking and driving? By parents, we mean either your biological parents, adoptive parents, stepparents, or adult guardians - whether or not they live with you. . . .	87
208	The rules in my family are clear. . . .	87
209	People in my family often insult or yell at each other. . . .	88
210	When I am not at home, one of my parents knows where I am and who I am with. . . .	88
211	We argue about the same things in my family over and over. . . .	88

212	If you drank some beer or wine or liquor (for example, vodka, whiskey, or gin) without your parents' permission, would you be caught by your parents?	89
213	My family has clear rules about alcohol and drug use. . . .	89
214	If you carried a handgun without your parents' permission, would you be caught by your parents?	89
215	If you skipped school would you be caught by your parents?	90
216	My parents ask if I've gotten my homework done. . . .	90
217	People in my family have serious arguments. . . .	90
218	Would your parents know if you did not come home on time?	91
219	Have any of your brothers or sisters ever: drunk beer, wine or hard liquor (for example, vodka, whiskey or gin)?	91
220	Have any of your brothers or sisters ever: smoked marijuana?	91
221	Have any of your brothers or sisters ever: smoked cigarettes?	91
222	Have any of your brothers or sisters ever: taken a handgun to school? .	92
223	Have any of your brothers or sisters ever: been suspended or expelled from school?	92
224	Have you changed homes in the past year (the last 12 months)? . . .	92
225	How many times have you changed homes since kindergarten?	92
226	Have you changed schools (including changing from elementary to middle and middle to high school) in the past year?	93
227	How many times have you changed schools since kindergarten (including changing from elementary to middle and middle to high school)?	93
228	Has anyone in your family ever had severe alcohol or drug problems? .	93
229	About how many adults (over 21) have you known personally who in the past year have: used marijuana, crack, cocaine, or other drugs? .	94
230	About how many adults (over 21) have you known personally who in the past year have: sold or dealt drugs?	94
231	About how many adults (over 21) have you known personally who in the past year have: done other things that could get them in trouble with the police, like stealing, selling stolen goods, mugging or assaulting others, etc.?	94
232	About how many adults (over 21) have you known personally who in the past year have: gotten drunk or high?	95
233	Have you seen or heard information about underage drinking in the past 12 months from the following sources? Radio	95
234	Have you seen or heard information about underage drinking in the past 12 months from the following sources? TV. . . .	95
235	Have you seen or heard information about underage drinking in the past 12 months from the following sources? Print. This includes information on underage drinking you may have seen in the newspaper, on a billboard, in pamphlets, on stickers, etc. . . .	95

236	Have you seen or heard information about underage drinking in the past 12 months from the following sources? Website or social media? (Facebook, Myspace, website, etc.)	96
237	The next questions ask about your opinions of the information you saw or heard. If you have seen or heard more than one ad, please think about your favorite ad when answering these questions. The information about underage drinking that I saw or heard was convincing.	96
238	The next questions ask about your opinions of the information you saw or heard. If you have seen or heard more than one ad, please think about your favorite ad when answering these questions. The information about underage drinking that I saw or heard grabbed my attention.	96
239	The next questions ask about your opinions of the information you saw or heard. If you have seen or heard more than one ad, please think about your favorite ad when answering these questions. The information about underage drinking that I saw or heard said something important to me.	97
240	The next questions ask about your opinions of the information you saw or heard. If you have seen or heard more than one ad, please think about your favorite ad when answering these questions. Seeing or hearing this information about underage drinking made me want to stop or decrease my drinking.	97
241	How honest were you in filling out this survey?	97

List of Figures

1	Grade Chart	11
2	Gender Chart	12
3	Age Chart	13
4	Ethnic Origin Chart	14

1 INTRODUCTION

This report was generated from data collected on the *2013 Arkansas Prevention Needs Assessment Student Survey*. This report contains basic frequency tables of all data collected and graphs on the selected demographic variables of grade, gender, age and ethnic origin. The graph on ethnic origin is represented as a bar chart rather than as a pie chart. This is because students were allowed to mark more than one response for ethnic origin as opposed to being allowed to mark only one response. The bars represent the percent of students who marked each of the ethnic categories.

Questions regarding the information found in this report can be directed to:

Pride Surveys

160 Vanderbilt Court
Bowling Green, KY 42103
1-800-279-6361
www.pridesurveys.com

Grade Chart

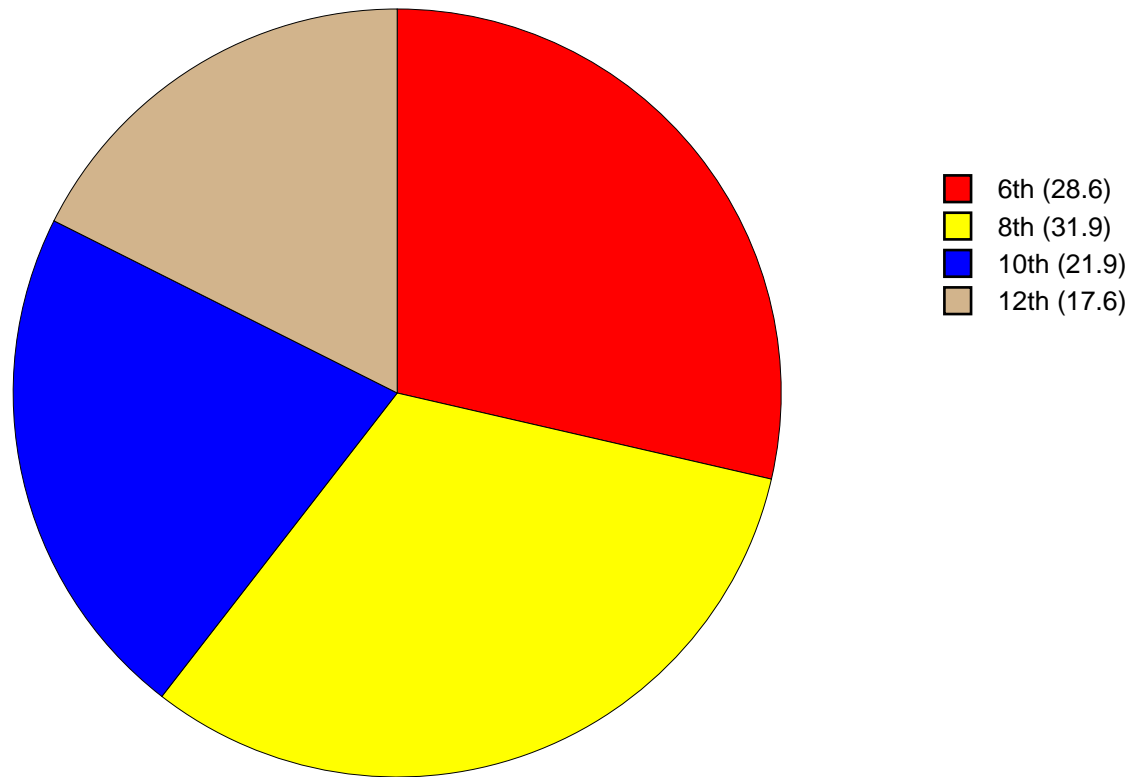


Figure 1: Grade Chart

Gender Chart

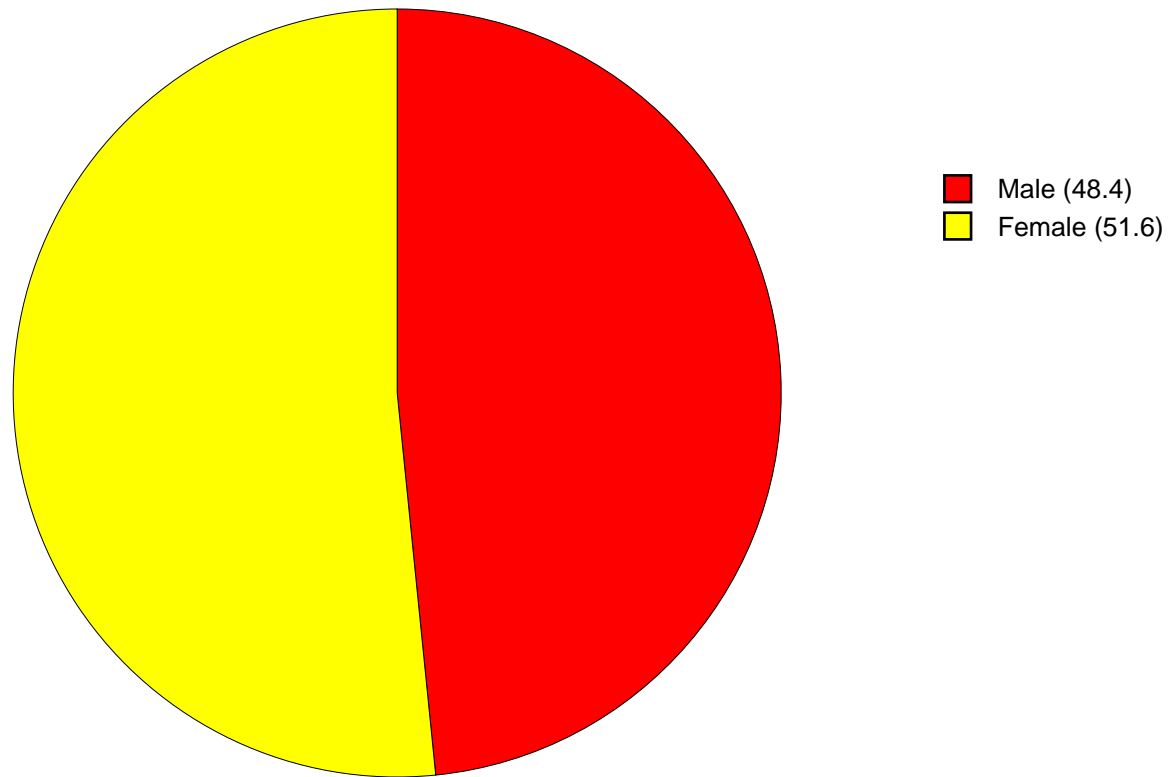


Figure 2: Gender Chart

Age Chart

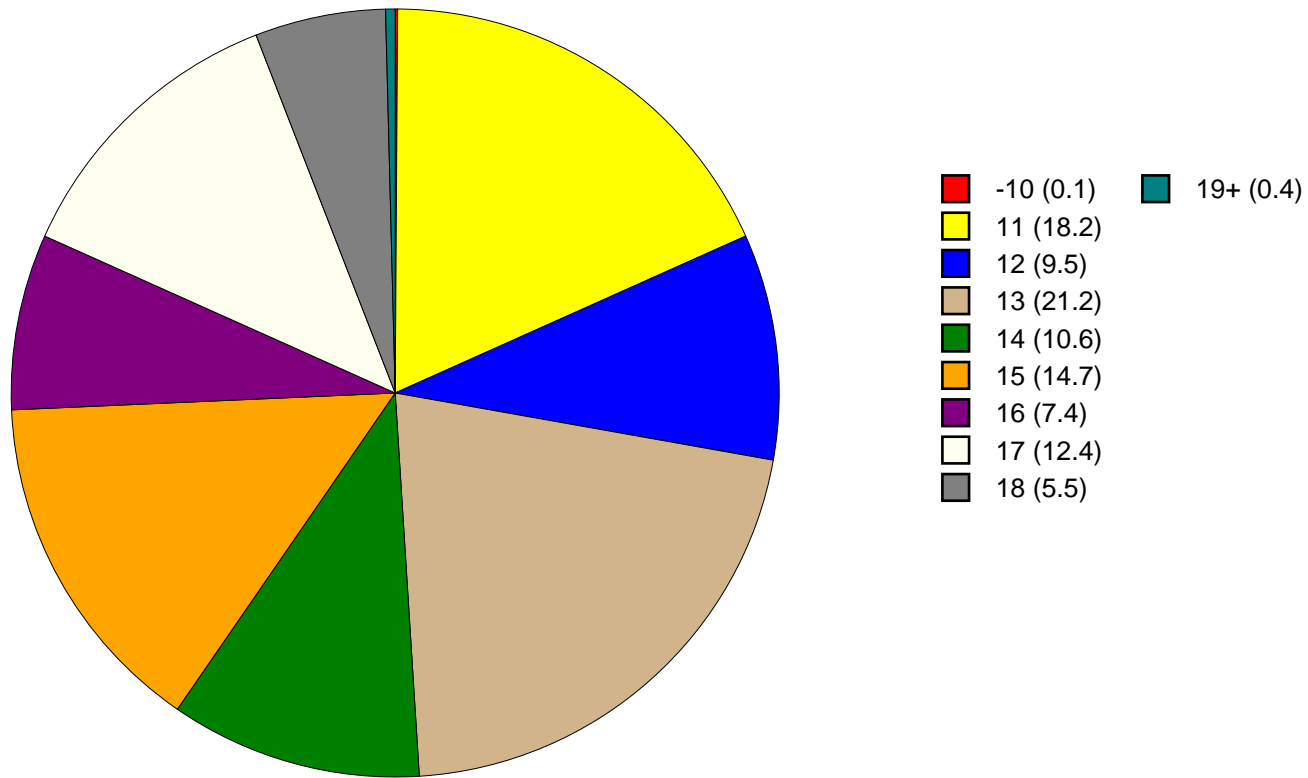


Figure 3: Age Chart

Ethnic Origin Chart

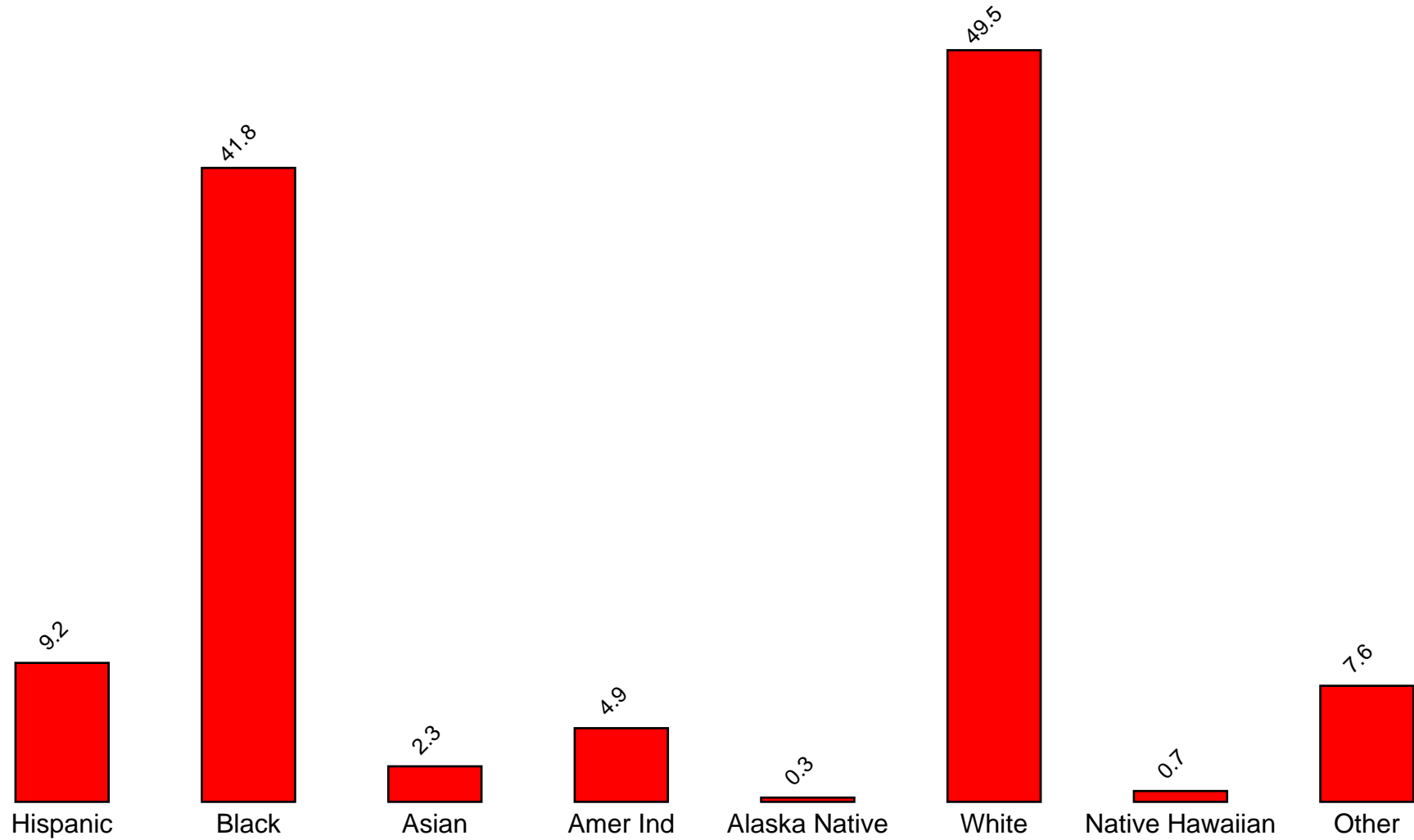


Figure 4: Ethnic Origin Chart

2 PERCENTAGE TABLES

The following tables contain frequency distribution detailing how your students responded to each question on the survey. The tables appear in the same order as the questions on the survey. The tables include breakdowns by grade level as well as overall percentages. The *N of Valid* row is a frequency count of the number of valid responses to each question for each grade and overall. The *N of Miss* row is a frequency count of the number of invalid (marked more than one response) or missing (i.e. did not respond) responses to each question for each grade and overall.

For the questions that allowed more than one response (i.e. race, live with, etc.) each response becomes a separate table. If a student did not mark the response, that was counted as a NO response, and if they did mark the response, that was counted as a YES response. Since a non response is a valid response for these questions, the *N of Miss* will always be zero for these questions.

Table 1: Sex



Response	6	8	10	12	Total	
Male	49.7	48.6	47.5	46.9	48.4	
Female	50.3	51.4	52.5	53.1	51.6	
N of Valid	3579	3994	2749	2209	12531	
N of Miss	22	32	13	10	77	

Table 2: Age











Response	6	8	10	12	Total	
10 or younger	0.2	0.0	0.0	0.0	0.1	
11	63.7	0.0	0.0	0.0	18.2	
12	33.0	0.4	0.0	0.0	9.5	
13	3.0	63.7	0.0	0.0	21.2	
14	0.1	32.8	0.5	0.0	10.6	
15	0.0	3.0	62.9	0.0	14.7	
16	0.0	0.0	33.1	0.7	7.4	
17	0.0	0.0	3.1	66.2	12.4	
18	0.0	0.0	0.5	30.6	5.5	
19 or older	0.0	0.0	0.0	2.5	0.4	
N of Valid	3584	4004	2755	2214	12557	
N of Miss	17	22	7	5	51	

Table 3: Are you Hispanic or Latino?



Response	6	8	10	12	Total	
No	90.2	91.0	91.0	91.4	90.8	
Yes	9.8	9.0	9.0	8.6	9.2	
N of Valid	3320	3934	2721	2194	12169	
N of Miss	281	92	41	25	439	

Table 4: What is your race? Black or African American



Response	6	8	10	12	Total	
No	56.6	58.5	57.8	60.9	58.2	
Yes	43.4	41.5	42.2	39.1	41.8	
N of Valid	3601	4026	2762	2219	12608	
N of Miss	0	0	0	0	0	

Table 5: What is your race? Asian



Response	6	8	10	12	Total	
No	97.9	97.7	97.6	97.3	97.7	
Yes	2.1	2.3	2.4	2.7	2.3	
N of Valid	3601	4026	2762	2219	12608	
N of Miss	0	0	0	0	0	

Table 6: What is your race? American Indian



Response	6	8	10	12	Total	
No	94.6	94.3	95.6	96.9	95.1	
Yes	5.4	5.7	4.4	3.1	4.9	
N of Valid	3601	4026	2762	2219	12608	
N of Miss	0	0	0	0	0	

Table 7: What is your race? Alaska Native



Response	6	8	10	12	Total	
No	99.6	99.7	99.8	99.8	99.7	
Yes	0.4	0.3	0.2	0.2	0.3	
N of Valid	3601	4026	2762	2219	12608	
N of Miss	0	0	0	0	0	

Table 8: What is your race? White



Response	6	8	10	12	Total	
No	55.1	49.8	49.9	45.0	50.5	
Yes	44.9	50.2	50.1	55.0	49.5	
N of Valid	3601	4026	2762	2219	12608	
N of Miss	0	0	0	0	0	

Table 9: What is your race? Native Hawaiian or Other Pacific Islander



Response	6	8	10	12	Total	
No	99.2	99.2	99.3	99.5	99.3	
Yes	0.8	0.8	0.7	0.5	0.7	
N of Valid	3601	4026	2762	2219	12608	
N of Miss	0	0	0	0	0	

Table 10: What is your race? Other



Response	6	8	10	12	Total	
No	90.8	92.3	92.5	94.6	92.4	
Yes	9.2	7.7	7.5	5.4	7.6	
N of Valid	3601	4026	2762	2219	12608	
N of Miss	0	0	0	0	0	

Table 11: What is the highest level of schooling completed by your mother or father?

Response	6	8	10	12	Total	
Completed grade school or less	4.6	2.1	1.2	1.7	2.6	
Some high school	3.4	4.5	10.2	12.7	6.9	
Completed high school	11.0	13.3	15.4	16.0	13.6	
Some college	9.3	14.7	16.9	20.6	14.7	
Completed college	23.6	25.5	27.2	27.4	25.7	
Graduate or professional school after college	13.1	13.9	15.5	14.0	14.0	
Don't know	33.7	24.3	12.1	6.1	21.0	
Does not apply	1.2	1.8	1.4	1.4	1.5	
N of Valid	3399	3949	2727	2186	12261	
N of Miss	202	77	35	33	347	

Table 12: Think of where you live most of the time. Which of the following people live there with you? Mother

Response	6	8	10	12	Total	
No	12.7	12.3	15.1	16.1	13.7	
Yes	87.3	87.7	84.9	83.9	86.3	
N of Valid	3601	4026	2762	2219	12608	
N of Miss	0	0	0	0	0	

Table 13: Think of where you live most of the time. Which of the following people live there with you? Stepmother

Response	6	8	10	12	Total	
No	95.2	94.5	94.0	94.7	94.6	
Yes	4.8	5.5	6.0	5.3	5.4	
N of Valid	3601	4026	2762	2219	12608	
N of Miss	0	0	0	0	0	

Table 14: Think of where you live most of the time. Which of the following people live there with you? Foster Mother



Response	6	8	10	12	Total	
No	99.4	99.6	99.7	99.4	99.5	
Yes	0.6	0.4	0.3	0.6	0.5	
N of Valid	3601	4026	2762	2219	12608	
N of Miss	0	0	0	0	0	

Table 15: Think of where you live most of the time. Which of the following people live there with you? Grandmother



Response	6	8	10	12	Total	
No	87.1	90.1	89.9	90.1	89.2	
Yes	12.9	9.9	10.1	9.9	10.8	
N of Valid	3601	4026	2762	2219	12608	
N of Miss	0	0	0	0	0	

Table 16: Think of where you live most of the time. Which of the following people live there with you? Aunt



Response	6	8	10	12	Total	
No	94.5	96.3	96.5	96.6	95.9	
Yes	5.5	3.7	3.5	3.4	4.1	
N of Valid	3601	4026	2762	2219	12608	
N of Miss	0	0	0	0	0	

Table 17: Think of where you live most of the time. Which of the following people live there with you? Father



Response	6	8	10	12	Total	
No	49.8	48.9	52.0	51.9	50.4	
Yes	50.2	51.1	48.0	48.1	49.6	
N of Valid	3601	4026	2762	2219	12608	
N of Miss	0	0	0	0	0	

Table 18: Think of where you live most of the time. Which of the following people live there with you? Stepfather



Response	6	8	10	12	Total	
No	84.4	83.9	83.7	85.8	84.4	
Yes	15.6	16.1	16.3	14.2	15.6	
N of Valid	3601	4026	2762	2219	12608	
N of Miss	0	0	0	0	0	

Table 19: Think of where you live most of the time. Which of the following people live there with you? Foster Father



Response	6	8	10	12	Total	
No	99.6	99.7	99.6	99.5	99.6	
Yes	0.4	0.3	0.4	0.5	0.4	
N of Valid	3601	4026	2762	2219	12608	
N of Miss	0	0	0	0	0	

Table 20: Think of where you live most of the time. Which of the following people live there with you? Grandfather



Response	6	8	10	12	Total	
No	93.4	95.1	95.4	95.8	94.8	
Yes	6.6	4.9	4.6	4.2	5.2	
N of Valid	3601	4026	2762	2219	12608	
N of Miss	0	0	0	0	0	

Table 21: Think of where you live most of the time. Which of the following people live there with you? Uncle



Response	6	8	10	12	Total	
No	95.3	96.8	97.0	97.3	96.5	
Yes	4.7	3.2	3.0	2.7	3.5	
N of Valid	3601	4026	2762	2219	12608	
N of Miss	0	0	0	0	0	

Table 22: Think of where you live most of the time. Which of the following people live there with you? Other Adults



Response	6	8	10	12	Total	
No	97.3	98.1	97.4	97.2	97.6	
Yes	2.7	1.9	2.6	2.8	2.4	
N of Valid	3601	4026	2762	2219	12608	
N of Miss	0	0	0	0	0	

Table 23: Think of where you live most of the time. Which of the following people live there with you? Brother(s)



Response	6	8	10	12	Total	
No	54.3	54.3	55.6	63.4	56.2	
Yes	45.7	45.7	44.4	36.6	43.8	
N of Valid	3601	4026	2762	2219	12608	
N of Miss	0	0	0	0	0	

Table 24: Think of where you live most of the time. Which of the following people live there with you? Stepbrother(s)



Response	6	8	10	12	Total	
No	95.5	95.4	96.8	96.9	96.0	
Yes	4.5	4.6	3.2	3.1	4.0	
N of Valid	3601	4026	2762	2219	12608	
N of Miss	0	0	0	0	0	

Table 25: Think of where you live most of the time. Which of the following people live there with you? Sister(s)



Response	6	8	10	12	Total	
No	53.8	53.8	57.9	62.6	56.2	
Yes	46.2	46.2	42.1	37.4	43.8	
N of Valid	3601	4026	2762	2219	12608	
N of Miss	0	0	0	0	0	

Table 26: Think of where you live most of the time. Which of the following people live there with you? Stepsister(s)

Response	6	8	10	12	Total	
No	95.8	95.7	96.7	97.9	96.3	
Yes	4.2	4.3	3.3	2.1	3.7	
N of Valid	3601	4026	2762	2219	12608	
N of Miss	0	0	0	0	0	

Table 27: Think of where you live most of the time. Which of the following people live there with you? Other Children

Response	6	8	10	12	Total	
No	95.9	96.2	95.1	94.6	95.6	
Yes	4.1	3.8	4.9	5.4	4.4	
N of Valid	3601	4026	2762	2219	12608	
N of Miss	0	0	0	0	0	

Table 28: In my school, students have lots of chances to help decide things like class activities and rules.

Response	6	8	10	12	Total	
NO!	13.9	17.6	19.0	21.0	17.5	
no	33.3	35.9	39.3	35.8	35.9	
yes	42.8	40.0	34.3	34.0	38.5	
YES!	10.0	6.6	7.4	9.2	8.2	
N of Valid	3487	3947	2721	2195	12350	
N of Miss	114	79	41	24	258	

Table 29: Teachers ask me to work on special classroom projects.

Response	6	8	10	12	Total	
NO!	11.7	10.2	10.8	11.5	11.0	
no	31.3	37.9	44.2	39.3	37.7	
yes	40.9	42.4	39.0	41.2	41.0	
YES!	16.1	9.6	6.1	8.0	10.4	
N of Valid	3503	3951	2727	2196	12377	
N of Miss	98	75	35	23	231	

Table 30: My teacher(s) notices when I am doing a good job and lets me know about it.

Response	6	8	10	12	Total	
NO!	5.5	7.4	10.2	9.2	7.8	
no	15.3	21.5	26.1	24.2	21.2	
yes	44.9	47.9	49.2	50.6	47.8	
YES!	34.3	23.1	14.6	16.0	23.2	
N of Valid	3521	3957	2716	2191	12385	
N of Miss	80	69	46	28	223	

Table 31: There are lots of chances for students in my school to get involved in sports, clubs, and other school activities outside of class.

Response	6	8	10	12	Total	
NO!	6.0	3.4	2.7	3.3	4.0	
no	13.8	8.2	6.3	7.3	9.2	
yes	38.3	38.9	41.3	39.7	39.4	
YES!	41.9	49.5	49.7	49.7	47.4	
N of Valid	3515	3955	2722	2196	12388	
N of Miss	86	71	40	23	220	

Table 32: There are lots of chances for students in my school to talk with a teacher one-on-one.

Response	6	8	10	12	Total	
NO!	6.0	6.4	7.2	7.4	6.6	
no	18.0	23.7	25.2	23.1	22.3	
yes	44.2	47.9	49.3	49.4	47.4	
YES!	31.8	22.0	18.3	20.1	23.6	
N of Valid	3491	3947	2721	2192	12351	
N of Miss	110	79	41	27	257	

Table 33: I feel safe at my school.


Response	6	8	10	12	Total	
NO!	8.9	9.8	13.2	10.7	10.5	
no	13.5	16.8	21.2	17.7	17.0	
yes	41.6	50.9	50.8	54.8	48.9	
YES!	35.9	22.5	14.8	16.8	23.6	
N of Valid	3511	3938	2712	2191	12352	
N of Miss	90	88	50	28	256	

Table 34: The school lets my parents know when I have done something well.


Response	6	8	10	12	Total	
NO!	15.5	22.0	29.4	32.7	23.7	
no	32.5	39.9	46.9	45.9	40.4	
yes	33.7	28.5	19.4	17.3	26.0	
YES!	18.3	9.7	4.3	4.2	10.0	
N of Valid	3482	3927	2701	2183	12293	
N of Miss	119	99	61	36	315	

Table 35: My teachers praise me when I work hard in school.


Response	6	8	10	12	Total	
NO!	13.8	16.0	19.0	18.2	16.4	
no	30.4	37.1	43.3	37.1	36.6	
yes	37.3	36.8	31.5	38.0	36.0	
YES!	18.4	10.2	6.2	6.6	11.0	
N of Valid	3436	3927	2703	2182	12248	
N of Miss	165	99	59	37	360	

Table 36: Are your school grades better than the grades of most students in your class?





Response	6	8	10	12	Total	
NO!	6.6	6.0	6.5	4.3	6.0	
no	26.4	27.1	29.2	24.4	26.9	
yes	46.3	49.6	49.5	52.8	49.2	
YES!	20.7	17.3	14.8	18.6	17.9	
N of Valid	3440	3931	2705	2183	12259	
N of Miss	161	95	57	36	349	

Table 37: I have lots of chances to be part of class discussions or activities.





Response	6	8	10	12	Total	
NO!	5.2	4.1	4.3	3.5	4.4	
no	14.4	15.4	16.2	13.8	15.0	
yes	46.7	55.5	61.0	61.3	55.3	
YES!	33.6	25.0	18.5	21.5	25.4	
N of Valid	3482	3944	2716	2191	12333	
N of Miss	119	82	46	28	275	

Table 38: Now thinking back over the past year in school, how often did you: enjoy being in school?






Response	6	8	10	12	Total	
Never	7.0	7.8	10.2	10.9	8.7	
Seldom	5.8	9.5	14.1	16.0	10.6	
Sometimes	39.0	42.5	44.5	40.8	41.6	
Often	24.2	27.8	22.9	24.4	25.1	
Almost always	24.0	12.5	8.2	7.9	14.0	
N of Valid	3488	3963	2728	2177	12356	
N of Miss	113	63	34	42	252	

Table 39: Now thinking back over the past year in school, how often did you: hate being in school?






Response	6	8	10	12	Total	
Never	22.4	9.6	5.8	5.1	11.6	
Seldom	23.4	24.7	20.4	20.6	22.7	
Sometimes	34.5	39.3	38.5	39.0	37.7	
Often	10.8	16.5	21.7	22.2	17.1	
Almost always	8.9	9.9	13.5	13.1	11.0	
N of Valid	3457	3948	2722	2175	12302	
N of Miss	144	78	40	44	306	

Table 40: Now thinking back over the past year in school, how often did you: try to do your best work in school?






Response	6	8	10	12	Total	
Never	0.6	0.6	0.8	1.1	0.7	
Seldom	0.8	1.5	3.1	2.8	1.9	
Sometimes	5.5	10.4	15.0	15.3	10.9	
Often	18.9	31.2	36.5	36.2	29.8	
Almost always	74.2	56.3	44.6	44.7	56.7	
N of Valid	3442	3920	2714	2165	12241	
N of Miss	159	106	48	54	367	

Table 41: How often do you feel that the school work you are assigned is meaningful and important?






Response	6	8	10	12	Total	
Never	5.3	5.3	7.7	9.8	6.6	
Seldom	8.1	15.0	23.6	26.4	17.0	
Sometimes	22.9	32.4	38.0	35.7	31.6	
Often	31.1	30.5	22.3	20.2	27.0	
Almost always	32.7	16.7	8.4	8.0	17.8	
N of Valid	3457	3923	2718	2163	12261	
N of Miss	144	103	44	56	347	

Table 42: Putting them all together, what were your grades like last year?

Response	6	8	10	12	Total	
Mostly F's	1.1	1.5	1.5	0.7	1.3	
Mostly D's	2.1	4.0	5.2	3.3	3.6	
Mostly C's	11.7	19.9	27.0	24.7	20.0	
Mostly B's	35.2	39.1	40.5	42.2	38.9	
Mostly A's	50.0	35.5	25.8	29.1	36.2	
N of Valid	3312	3820	2670	2137	11939	
N of Miss	289	206	92	82	669	

Table 43: How important do you think the things you are learning in school are going to be for your later life?

Response	6	8	10	12	Total	
Very important	57.9	36.0	17.1	14.0	34.2	
Quite important	22.6	26.4	22.6	20.3	23.4	
Fairly important	12.8	23.9	33.1	32.9	24.3	
Slightly important	5.6	11.5	22.2	25.7	14.6	
Not at all important	1.2	2.3	5.0	7.2	3.4	
N of Valid	3521	3949	2721	2177	12368	
N of Miss	80	77	41	42	240	

Table 44: How interesting are most of your courses to you?

Response	6	8	10	12	Total	
Very interesting and stimulating	21.7	11.2	7.7	7.8	12.7	
Quite interesting	35.4	30.7	23.2	23.9	29.1	
Fairly interesting	29.1	38.7	44.0	40.5	37.5	
Slightly dull	9.2	14.0	18.8	18.8	14.6	
Very dull	4.6	5.5	6.4	9.0	6.1	
N of Valid	3421	3944	2717	2171	12253	
N of Miss	180	82	45	48	355	

Table 45: During the LAST FOUR WEEKS how many whole days of school have you missed because you skipped or 'cut'?


Response	6	8	10	12	Total	
None	76.5	76.8	74.9	61.0	73.5	
1	9.2	8.6	8.2	13.9	9.6	
2	5.3	5.1	5.8	9.3	6.1	
3	4.0	3.5	4.2	7.4	4.5	
04/05/13	3.1	3.2	3.4	5.4	3.6	
06/10/13	1.1	1.4	2.2	2.2	1.6	
11 or more	0.9	1.4	1.2	0.7	1.1	
N of Valid	3513	3944	2722	2168	12347	
N of Miss	88	82	40	51	261	

Table 46: What are the chances you would be seen as cool if you: smoked cigarettes?


Response	6	8	10	12	Total	
No or very little chance	88.9	76.6	63.9	64.9	75.1	
Little chance	5.2	11.4	16.4	17.5	11.9	
Some chance	2.8	6.8	12.0	11.3	7.6	
Pretty good chance	1.6	3.0	5.2	3.9	3.3	
Very good chance	1.5	2.3	2.5	2.4	2.1	
N of Valid	3394	3901	2699	2159	12153	
N of Miss	207	125	63	60	455	

Table 47: What are the chances you would be seen as cool if you: worked hard at school?

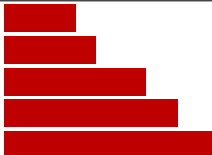
Response	6	8	10	12	Total	
No or very little chance	6.2	9.1	12.4	10.6	9.2	
Little chance	6.8	13.1	16.5	15.6	12.5	
Some chance	13.0	20.9	25.5	26.7	20.7	
Pretty good chance	25.1	26.9	25.2	26.4	25.9	
Very good chance	48.8	30.1	20.4	20.7	31.6	
N of Valid	3460	3899	2707	2156	12222	
N of Miss	141	127	55	63	386	

Table 48: What are the chances you would be seen as cool if you: began drinking alcoholic beverages regularly, that is, at least once or twice a month?






Response	6	8	10	12	Total	
No or very little chance	86.2	70.3	47.8	41.9	64.7	
Little chance	6.7	13.1	17.7	17.6	13.1	
Some chance	2.8	8.5	16.4	18.5	10.5	
Pretty good chance	2.2	5.4	12.7	14.3	7.7	
Very good chance	2.1	2.7	5.3	7.7	4.0	
N of Valid	3393	3892	2696	2157	12138	
N of Miss	208	134	66	62	470	

Table 49: What are the chances you would be seen as cool if you: defended someone who was being verbally abused at school?






Response	6	8	10	12	Total	
No or very little chance	17.5	14.3	14.8	14.0	15.2	
Little chance	9.1	12.9	15.3	14.9	12.7	
Some chance	14.5	20.7	24.8	27.1	21.0	
Pretty good chance	20.6	24.7	25.6	23.6	23.6	
Very good chance	38.4	27.4	19.5	20.4	27.4	
N of Valid	3395	3888	2699	2157	12139	
N of Miss	206	138	63	62	469	

Table 50: What are the chances you would be seen as cool if you: smoked marijuana?






Response	6	8	10	12	Total	
No or very little chance	88.5	68.1	42.9	40.6	63.3	
Little chance	3.7	9.6	11.4	12.2	8.8	
Some chance	2.6	7.4	14.0	15.8	9.0	
Pretty good chance	2.0	6.5	13.7	14.2	8.2	
Very good chance	3.2	8.4	18.0	17.2	10.6	
N of Valid	3387	3901	2702	2155	12145	
N of Miss	214	125	60	64	463	

Table 51: What are the chances you would be seen as cool if you: carried a handgun?






Response	6	8	10	12	Total	
No or very little chance	85.6	75.3	69.5	74.4	76.8	
Little chance	5.2	9.9	11.5	11.7	9.2	
Some chance	3.4	6.3	8.4	6.7	6.0	
Pretty good chance	2.1	3.9	4.8	3.2	3.5	
Very good chance	3.7	4.6	5.8	4.0	4.5	
N of Valid	3402	3902	2705	2155	12164	
N of Miss	199	124	57	64	444	

Table 52: Think of your four best friends (the friends you feel closest to). In the past year (12 months), how many of your best friends have: participated in clubs, organizations or activities at school?






Response	6	8	10	12	Total	
0	16.9	11.2	14.0	12.2	13.6	
1	11.6	10.4	13.3	12.9	11.8	
2	15.8	17.0	18.6	17.1	17.0	
3	13.9	16.7	16.9	14.5	15.6	
4	41.8	44.7	37.2	43.3	42.0	
N of Valid	3392	3899	2694	2140	12125	
N of Miss	209	127	68	79	483	

Table 53: Think of your four best friends (the friends you feel closest to). In the past year (12 months), how many of your best friends have: smoked cigarettes?






Response	6	8	10	12	Total	
0	92.2	79.9	64.5	57.0	75.9	
1	4.4	10.5	16.0	15.4	10.9	
2	1.7	5.1	9.7	11.7	6.3	
3	0.7	1.9	4.1	6.2	2.8	
4	1.1	2.6	5.8	9.7	4.1	
N of Valid	3415	3897	2688	2141	12141	
N of Miss	186	129	74	78	467	

Table 54: Think of your four best friends (the friends you feel closest to). In the past year (12 months), how many of your best friends have: tried beer, wine or hard liquor (for example, vodka, whiskey, or gin) when their parents didn't know about it?






Response	6	8	10	12	Total	
0	86.1	68.5	40.0	31.1	60.5	
1	7.0	12.8	15.5	14.0	12.0	
2	2.8	7.5	14.1	15.4	9.0	
3	1.5	4.4	10.5	10.4	6.0	
4	2.6	6.8	19.9	29.1	12.5	
N of Valid	3416	3900	2686	2146	12148	
N of Miss	185	126	76	73	460	

Table 55: Think of your four best friends (the friends you feel closest to). In the past year (12 months), how many of your best friends have: made a commitment to stay drug-free?






Response	6	8	10	12	Total	
0	11.6	20.0	34.7	39.3	24.3	
1	5.5	9.0	14.8	15.5	10.5	
2	5.8	8.9	10.7	12.5	9.1	
3	8.0	11.7	10.8	9.1	10.0	
4	69.2	50.5	28.9	23.6	46.2	
N of Valid	3382	3869	2666	2140	12057	
N of Miss	219	157	96	79	551	

Table 56: Think of your four best friends (the friends you feel closest to). In the past year (12 months), how many of your best friends have: used marijuana?






Response	6	8	10	12	Total	
0	93.1	76.6	45.5	37.3	67.4	
1	3.2	9.8	16.4	16.3	10.5	
2	1.5	5.5	11.8	14.6	7.4	
3	0.6	3.5	8.9	10.6	5.2	
4	1.6	4.6	17.5	21.2	9.6	
N of Valid	3395	3880	2687	2144	12106	
N of Miss	206	146	75	75	502	

Table 57: Think of your four best friends (the friends you feel closest to). In the past year (12 months), how many of your best friends have: used prescription drugs or non-prescription drugs for the purposes of getting high?






Response	6	8	10	12	Total	
0	94.1	86.9	73.4	70.1	82.9	
1	2.7	6.3	10.9	12.1	7.3	
2	1.5	2.9	6.6	8.2	4.3	
3	0.8	1.6	3.6	3.6	2.2	
4	1.0	2.3	5.5	6.1	3.3	
N of Valid	3395	3895	2690	2146	12126	
N of Miss	206	131	72	73	482	

Table 58: Think of your four best friends (the friends you feel closest to). In the past year (12 months), how many of your best friends have: used synthetic marijuana (K2, spice) or bath salts?






Response	6	8	10	12	Total	
0	97.0	93.7	88.1	86.3	92.1	
1	1.7	3.0	5.0	5.7	3.6	
2	0.4	1.6	2.8	3.5	1.9	
3	0.3	0.9	1.9	1.4	1.0	
4	0.6	0.8	2.2	3.1	1.5	
N of Valid	3370	3887	2688	2140	12085	
N of Miss	231	139	74	79	523	

Table 59: Think of your four best friends (the friends you feel closest to). In the past year (12 months), how many of your best friends have: used LSD, cocaine, amphetamines, or other illegal drugs?






Response	6	8	10	12	Total	
0	96.3	93.2	87.2	85.0	91.3	
1	2.0	3.4	5.9	6.9	4.2	
2	1.0	1.3	2.8	4.0	2.0	
3	0.2	0.8	1.7	1.6	1.0	
4	0.5	1.3	2.4	2.6	1.6	
N of Valid	3380	3883	2680	2140	12083	
N of Miss	221	143	82	79	525	

Table 60: Think of your four best friends (the friends you feel closest to). In the past year (12 months), how many of your best friends have: tried to do well in school?






Response	6	8	10	12	Total	
0	3.6	3.1	4.3	4.1	3.7	
1	3.1	4.3	5.3	5.0	4.3	
2	5.9	10.0	13.3	12.9	10.1	
3	13.1	18.3	19.3	18.7	17.1	
4	74.3	64.3	57.8	59.3	64.8	
N of Valid	3394	3875	2680	2139	12088	
N of Miss	207	151	82	80	520	

Table 61: Think of your four best friends (the friends you feel closest to). In the past year (12 months), how many of your best friends have: been suspended from school?






Response	6	8	10	12	Total	
0	53.7	47.6	53.9	65.9	53.9	
1	19.7	21.0	18.6	15.3	19.1	
2	10.9	12.7	11.9	8.8	11.3	
3	5.6	7.1	5.6	3.8	5.8	
4	10.1	11.6	10.0	6.2	9.8	
N of Valid	3388	3878	2680	2139	12085	
N of Miss	213	148	82	80	523	

Table 62: Think of your four best friends (the friends you feel closest to). In the past year (12 months), how many of your best friends have: liked school?






Response	6	8	10	12	Total	
0	15.4	22.3	31.8	31.7	24.1	
1	10.8	12.1	14.8	12.7	12.4	
2	19.0	22.3	23.1	23.6	21.8	
3	21.1	20.3	14.0	15.5	18.3	
4	33.8	23.0	16.2	16.6	23.4	
N of Valid	3383	3879	2674	2142	12078	
N of Miss	218	147	88	77	530	

Table 63: Think of your four best friends (the friends you feel closest to). In the past year (12 months), how many of your best friends have: carried a handgun?






Response	6	8	10	12	Total	
0	94.7	91.4	89.3	88.5	91.3	
1	2.9	4.2	4.5	5.2	4.0	
2	0.9	1.8	2.4	2.5	1.8	
3	0.7	0.9	1.4	1.3	1.0	
4	0.9	1.9	2.4	2.5	1.8	
N of Valid	3399	3880	2685	2141	12105	
N of Miss	202	146	77	78	503	

Table 64: Think of your four best friends (the friends you feel closest to). In the past year (12 months), how many of your best friends have: sold illegal drugs?






Response	6	8	10	12	Total	
0	96.8	90.9	79.0	76.5	87.3	
1	1.7	4.7	9.0	10.0	5.8	
2	0.8	2.1	5.7	6.4	3.3	
3	0.4	0.7	2.3	2.1	1.2	
4	0.3	1.6	4.0	5.0	2.4	
N of Valid	3370	3862	2675	2139	12046	
N of Miss	231	164	87	80	562	

Table 65: Think of your four best friends (the friends you feel closest to). In the past year (12 months), how many of your best friends have: regularly attended religious services?






Response	6	8	10	12	Total	
0	34.8	21.9	20.8	20.3	24.8	
1	9.9	12.1	16.9	17.7	13.6	
2	12.0	16.8	18.8	22.3	16.9	
3	13.4	18.1	18.1	16.9	16.6	
4	29.9	31.1	25.4	22.9	28.0	
N of Valid	3212	3847	2665	2138	11862	
N of Miss	389	179	97	81	746	

Table 66: Think of your four best friends (the friends you feel closest to). In the past year (12 months), how many of your best friends have: stolen or tried to steal a motor vehicle such as a car or motorcycle?






Response	6	8	10	12	Total	
0	96.3	94.0	90.9	92.6	93.7	
1	2.0	3.4	4.8	3.6	3.3	
2	0.6	1.2	1.9	1.9	1.3	
3	0.4	0.6	0.9	0.7	0.6	
4	0.8	0.8	1.5	1.2	1.0	
N of Valid	3396	3884	2684	2144	12108	
N of Miss	205	142	78	75	500	

Table 67: Think of your four best friends (the friends you feel closest to). In the past year (12 months), how many of your best friends have: been arrested?






Response	6	8	10	12	Total	
0	91.8	85.7	77.6	78.3	84.3	
1	5.8	7.8	10.9	11.2	8.5	
2	1.4	3.5	5.6	5.0	3.6	
3	0.5	1.3	2.6	2.4	1.5	
4	0.6	1.8	3.3	3.0	2.0	
N of Valid	3385	3873	2686	2143	12087	
N of Miss	216	153	76	76	521	

Table 68: Think of your four best friends (the friends you feel closest to). In the past year (12 months), how many of your best friends have: dropped out of school?






Response	6	8	10	12	Total	
0	94.9	94.9	91.7	85.2	92.5	
1	3.2	2.9	5.2	9.7	4.7	
2	0.8	1.2	1.5	2.8	1.4	
3	0.6	0.3	0.7	1.1	0.6	
4	0.5	0.7	0.9	1.3	0.8	
N of Valid	3397	3878	2683	2145	12103	
N of Miss	204	148	79	74	505	

Table 69: Think of your four best friends (the friends you feel closest to). In the past year (12 months), how many of your best friends have: been members of a gang?






Response	6	8	10	12	Total	
0	88.2	81.0	78.7	82.6	82.8	
1	4.9	7.4	7.0	5.4	6.3	
2	2.5	3.6	5.2	3.2	3.6	
3	1.2	2.3	2.1	3.0	2.1	
4	3.2	5.6	7.0	5.7	5.3	
N of Valid	3388	3880	2685	2144	12097	
N of Miss	213	146	77	75	511	

Table 70: How old were you when you first: smoked marijuana?










Response	6	8	10	12	Total	
Never	97.6	88.3	66.1	54.6	80.1	
10 or younger	1.1	1.4	2.7	1.6	1.7	
11	0.7	2.2	2.4	1.3	1.6	
12	0.4	3.2	4.3	3.7	2.8	
13	0.1	4.0	6.7	5.5	3.8	
14	0.0	0.6	9.3	7.0	3.5	
15	0.0	0.1	7.2	9.3	3.3	
16	0.0	0.1	1.2	10.7	2.2	
17 or older	0.1	0.0	0.1	6.2	1.2	
N of Valid	3411	3879	2671	2132	12093	
N of Miss	190	147	91	87	515	

Table 71: How old were you when you first: smoked a cigarette, even just a puff?










Response	6	8	10	12	Total	
Never	92.1	82.6	68.3	59.8	78.1	
10 or younger	5.0	6.4	8.2	6.2	6.3	
11	2.0	3.1	3.2	1.7	2.6	
12	0.8	3.2	4.5	4.5	3.0	
13	0.1	4.0	5.2	4.5	3.2	
14	0.0	0.7	5.4	5.5	2.4	
15	0.0	0.0	4.3	5.8	2.0	
16	0.0	0.0	0.9	7.3	1.5	
17 or older	0.1	0.0	0.0	4.6	0.8	
N of Valid	3430	3896	2677	2140	12143	
N of Miss	171	130	85	79	465	

Table 72: How old were you when you first: had more than a sip or two of beer, wine or hard liquor (for example, vodka, whiskey, or gin)?










Response	6	8	10	12	Total	
Never	83.4	66.8	43.3	33.4	60.4	
10 or younger	10.7	10.4	10.7	7.8	10.1	
11	4.8	5.0	4.5	2.3	4.3	
12	0.9	7.2	6.4	4.3	4.7	
13	0.1	8.7	9.9	7.1	6.2	
14	0.0	1.9	12.1	9.8	5.0	
15	0.0	0.1	10.8	11.7	4.5	
16	0.0	0.0	2.1	14.6	3.0	
17 or older	0.1	0.1	0.1	8.9	1.7	
N of Valid	3417	3892	2685	2140	12134	
N of Miss	184	134	77	79	474	

Table 73: How old were you when you first: began drinking alcoholic beverages regularly, that is, at least once or twice a month?










Response	6	8	10	12	Total	
Never	98.0	93.8	81.0	70.0	87.9	
10 or younger	1.1	0.9	1.3	0.7	1.0	
11	0.6	0.7	0.9	0.5	0.7	
12	0.1	1.4	1.4	1.0	1.0	
13	0.0	2.2	2.6	1.5	1.5	
14	0.0	1.0	4.7	3.7	2.0	
15	0.0	0.1	6.1	5.5	2.4	
16	0.0	0.0	2.0	9.8	2.2	
17 or older	0.1	0.0	0.1	7.3	1.3	
N of Valid	3434	3893	2683	2147	12157	
N of Miss	167	133	79	72	451	

Table 74: How old were you when you first: used Daztrex?


Response	6	8	10	12	Total	
Never	100.0	100.0	100.0	100.0	100.0	
10 or younger	0.0	0.0	0.0	0.0	0.0	
11	0.0	0.0	0.0	0.0	0.0	
12	0.0	0.0	0.0	0.0	0.0	
13	0.0	0.0	0.0	0.0	0.0	
14	0.0	0.0	0.0	0.0	0.0	
15	0.0	0.0	0.0	0.0	0.0	
16	0.0	0.0	0.0	0.0	0.0	
17 or older	0.0	0.0	0.0	0.0	0.0	
N of Valid	3302	3859	2678	2141	11980	
N of Miss	299	167	84	78	628	

Table 75: How old were you when you first: got suspended from school?

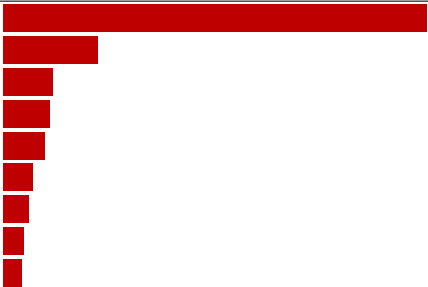
Response	6	8	10	12	Total	
Never	74.9	64.5	61.8	67.4	67.4	
10 or younger	16.0	13.1	13.2	8.1	13.1	
11	7.1	5.9	4.4	3.2	5.5	
12	1.8	8.2	5.2	4.6	5.1	
13	0.1	6.3	6.2	4.6	4.2	
14	0.0	1.7	4.7	3.8	2.3	
15	0.0	0.1	3.7	3.5	1.5	
16	0.1	0.0	0.7	3.3	0.7	
17 or older	0.1	0.1	0.1	1.5	0.3	
N of Valid	3408	3867	2676	2139	12090	
N of Miss	193	159	86	80	518	

Table 76: How old were you when you first: got arrested?


Response	6	8	10	12	Total	
Never	97.8	95.2	89.9	88.8	93.6	
10 or younger	1.1	0.8	0.8	0.4	0.8	
11	0.7	0.7	0.7	0.2	0.6	
12	0.3	1.3	1.4	0.9	0.9	
13	0.1	1.5	1.6	1.4	1.1	
14	0.0	0.5	2.2	1.1	0.9	
15	0.0	0.1	2.7	1.9	0.9	
16	0.0	0.0	0.6	3.3	0.7	
17 or older	0.0	0.0	0.0	2.1	0.4	
N of Valid	3416	3880	2678	2139	12113	
N of Miss	185	146	84	80	495	

Table 77: How old were you when you first: carried a handgun?










Response	6	8	10	12	Total	
Never	95.9	93.8	92.7	92.7	94.0	
10 or younger	2.2	1.7	1.4	1.3	1.7	
11	1.5	1.2	0.6	0.7	1.1	
12	0.3	1.4	0.8	0.7	0.8	
13	0.0	1.2	1.2	0.7	0.8	
14	0.0	0.6	1.2	0.9	0.6	
15	0.0	0.1	1.7	0.9	0.6	
16	0.0	0.0	0.3	1.4	0.3	
17 or older	0.1	0.0	0.0	0.8	0.2	
N of Valid	3410	3864	2679	2140	12093	
N of Miss	191	162	83	79	515	

Table 78: How old were you when you first: attacked someone with the idea of seriously hurting them?










Response	6	8	10	12	Total	
Never	87.9	81.5	76.6	80.9	82.1	
10 or younger	6.9	6.1	7.8	4.5	6.4	
11	3.9	3.1	2.5	1.6	2.9	
12	1.0	3.7	2.4	2.1	2.4	
13	0.2	4.2	3.2	2.4	2.5	
14	0.0	1.4	3.4	2.3	1.6	
15	0.0	0.1	2.9	2.4	1.1	
16	0.0	0.0	1.0	2.2	0.6	
17 or older	0.0	0.0	0.1	1.6	0.3	
N of Valid	3416	3884	2678	2142	12120	
N of Miss	185	142	84	77	488	

Table 79: How old were you when you first: belonged to a gang?










Response	6	8	10	12	Total	
Never	96.4	93.7	91.4	93.0	93.8	
10 or younger	1.5	1.7	2.9	2.4	2.0	
11	1.4	0.9	1.2	0.8	1.1	
12	0.5	1.2	1.0	0.7	0.9	
13	0.1	1.7	1.4	1.0	1.1	
14	0.0	0.8	0.6	0.7	0.5	
15	0.1	0.0	1.2	0.4	0.4	
16	0.0	0.0	0.3	0.5	0.2	
17 or older	0.0	0.0	0.0	0.5	0.1	
N of Valid	3419	3887	2686	2142	12134	
N of Miss	182	139	76	77	474	

Table 80: How wrong do you think it is for someone your age to: take a handgun to school?





Response	6	8	10	12	Total	
Very wrong	91.1	85.7	86.2	89.4	88.0	
Wrong	6.4	10.6	9.5	6.8	8.5	
A little bit wrong	1.5	2.5	3.3	2.4	2.4	
Not wrong at all	0.9	1.2	1.0	1.4	1.1	
N of Valid	3477	3909	2693	2146	12225	
N of Miss	124	117	69	73	383	

Table 81: How wrong do you think it is for someone your age to: steal anything worth more than \$5?





Response	6	8	10	12	Total	
Very wrong	65.1	56.3	50.8	60.9	58.4	
Wrong	25.7	30.3	33.2	28.3	29.3	
A little bit wrong	7.6	11.0	13.2	8.7	10.1	
Not wrong at all	1.5	2.4	2.8	2.1	2.2	
N of Valid	3451	3897	2682	2140	12170	
N of Miss	150	129	80	79	438	

Table 82: How wrong do you think it is for someone your age to: pick a fight with someone?

Response	6	8	10	12	Total	
Very wrong	58.6	43.0	39.7	49.6	47.8	
Wrong	26.1	33.3	34.2	32.1	31.3	
A little bit wrong	11.5	18.6	20.9	14.9	16.5	
Not wrong at all	3.8	5.0	5.2	3.4	4.4	
N of Valid	3411	3884	2683	2135	12113	
N of Miss	190	142	79	84	495	

Table 83: How wrong do you think it is for someone your age to: attack someone with the idea of seriously hurting them?

Response	6	8	10	12	Total	
Very wrong	82.1	67.8	63.1	66.8	70.6	
Wrong	11.2	20.4	22.5	20.4	18.3	
A little bit wrong	4.1	8.5	10.7	9.1	7.9	
Not wrong at all	2.6	3.3	3.6	3.7	3.2	
N of Valid	3443	3884	2680	2140	12147	
N of Miss	158	142	82	79	461	

Table 84: How wrong do you think it is for someone your age to: stay away from school all day when their parents think they are at school?

Response	6	8	10	12	Total	
Very wrong	84.1	66.5	49.4	45.2	64.0	
Wrong	11.6	22.1	29.9	28.6	22.0	
A little bit wrong	2.9	8.7	16.5	21.0	11.0	
Not wrong at all	1.4	2.7	4.2	5.2	3.1	
N of Valid	3444	3892	2675	2142	12153	
N of Miss	157	134	87	77	455	

Table 85: How wrong do you think it is for someone your age to: drink beer, wine or hard liquor (for example, vodka, whiskey, or gin) regularly?





Response	6	8	10	12	Total	
Very wrong	88.7	71.0	47.0	40.9	65.4	
Wrong	6.8	15.9	23.7	21.9	16.1	
A little bit wrong	2.5	9.0	20.1	24.8	12.4	
Not wrong at all	2.0	4.0	9.2	12.4	6.1	
N of Valid	3446	3888	2683	2140	12157	
N of Miss	155	138	79	79	451	

Table 86: How wrong do you think it is for someone your age to: smoke cigarettes?





Response	6	8	10	12	Total	
Very wrong	89.3	76.5	61.5	52.0	72.5	
Wrong	7.3	14.6	20.6	19.9	14.8	
A little bit wrong	1.7	6.0	11.4	16.4	7.8	
Not wrong at all	1.6	2.9	6.6	11.6	4.9	
N of Valid	3443	3895	2684	2141	12163	
N of Miss	158	131	78	78	445	

Table 87: How wrong do you think it is for someone your age to: smoke marijuana?





Response	6	8	10	12	Total	
Very wrong	92.8	75.3	50.2	42.3	68.9	
Wrong	3.7	11.2	16.6	17.6	11.4	
A little bit wrong	1.5	7.2	15.3	19.0	9.4	
Not wrong at all	2.1	6.3	17.9	21.1	10.3	
N of Valid	3422	3889	2682	2135	12128	
N of Miss	179	137	80	84	480	

Table 88: How wrong do you think it is for someone your age to: use prescription drugs or non-prescription drugs for the purpose of getting high?





Response	6	8	10	12	Total	
Very wrong	93.0	84.8	73.4	71.7	82.3	
Wrong	4.6	10.1	15.9	17.7	11.2	
A little bit wrong	1.2	2.8	6.7	7.0	4.0	
Not wrong at all	1.2	2.3	4.0	3.6	2.6	
N of Valid	3422	3891	2679	2138	12130	
N of Miss	179	135	83	81	478	

Table 89: How wrong do you think it is for someone your age to: use synthetic marijuana (K2, spice) or bath salts?





Response	6	8	10	12	Total	
Very wrong	94.5	88.3	82.0	80.0	87.1	
Wrong	3.3	8.1	11.5	13.5	8.5	
A little bit wrong	0.9	2.0	4.1	4.2	2.5	
Not wrong at all	1.3	1.6	2.4	2.3	1.8	
N of Valid	3387	3890	2681	2141	12099	
N of Miss	214	136	81	78	509	

Table 90: How wrong do you think it is for someone your age to: use LSD, cocaine, amphetamines or another illegal drug?





Response	6	8	10	12	Total	
Very wrong	96.1	90.8	87.9	85.8	90.8	
Wrong	2.3	6.3	7.9	8.7	6.0	
A little bit wrong	0.6	1.4	2.3	3.6	1.7	
Not wrong at all	1.0	1.4	1.9	2.0	1.5	
N of Valid	3411	3886	2680	2140	12117	
N of Miss	190	140	82	79	491	

Table 91: At school during the past 12 months, did you receive help from the resource teacher, speech therapist or other special education teacher?



Response	6	8	10	12	Total	
No	76.7	85.9	90.9	92.7	85.7	
Yes	23.3	14.1	9.1	7.3	14.3	
N of Valid	3040	3519	2440	1978	10977	
N of Miss	561	507	322	241	1631	

Table 92: How many times in the past year (12 months) have you: been suspended from school?









Response	6	8	10	12	Total	
Never	79.9	76.4	82.0	88.2	80.7	
1 to 2 times	14.9	16.8	12.9	9.3	14.1	
3 to 5 times	2.9	3.9	2.8	1.4	2.9	
6 to 9 times	1.3	1.3	1.2	0.4	1.1	
10 to 19 times	0.5	0.7	0.7	0.4	0.6	
20 to 29 times	0.2	0.3	0.1	0.0	0.2	
30 to 39 times	0.1	0.1	0.1	0.0	0.1	
40+ times	0.2	0.4	0.3	0.2	0.3	
N of Valid	3437	3893	2667	2139	12136	
N of Miss	164	133	95	80	472	

Table 93: How many times in the past year (12 months) have you: carried a handgun?









Response	6	8	10	12	Total	
Never	96.7	94.5	93.7	94.6	95.0	
1 to 2 times	2.0	2.6	2.1	1.5	2.1	
3 to 5 times	0.8	1.2	1.2	1.5	1.1	
6 to 9 times	0.1	0.5	0.7	0.6	0.5	
10 to 19 times	0.1	0.3	0.8	0.5	0.4	
20 to 29 times	0.1	0.1	0.4	0.1	0.1	
30 to 39 times	0.1	0.1	0.1	0.1	0.1	
40+ times	0.2	0.7	1.0	1.1	0.7	
N of Valid	3409	3878	2667	2136	12090	
N of Miss	192	148	95	83	518	

Table 94: How many times in the past year (12 months) have you: sold illegal drugs?









Response	6	8	10	12	Total	
Never	99.2	97.2	92.1	91.2	95.6	
1 to 2 times	0.3	1.7	3.2	2.9	1.9	
3 to 5 times	0.1	0.4	1.0	2.0	0.7	
6 to 9 times	0.1	0.2	0.7	0.9	0.4	
10 to 19 times	0.1	0.2	0.5	0.7	0.3	
20 to 29 times	0.1	0.1	0.5	0.4	0.2	
30 to 39 times	0.0	0.1	0.3	0.4	0.2	
40+ times	0.1	0.1	1.8	1.6	0.7	
N of Valid	3392	3873	2659	2129	12053	
N of Miss	209	153	103	90	555	

Table 95: How many times in the past year (12 months) have you: stolen or tried to steal a motor vehicle such as a car or motorcycle?









Response	6	8	10	12	Total	
Never	98.8	98.5	97.4	98.5	98.3	
1 to 2 times	0.6	1.0	1.3	0.6	0.9	
3 to 5 times	0.2	0.3	0.6	0.3	0.3	
6 to 9 times	0.2	0.1	0.3	0.1	0.2	
10 to 19 times	0.0	0.0	0.2	0.2	0.1	
20 to 29 times	0.0	0.1	0.0	0.0	0.0	
30 to 39 times	0.0	0.0	0.1	0.0	0.0	
40+ times	0.2	0.0	0.2	0.2	0.1	
N of Valid	3400	3872	2658	2133	12063	
N of Miss	201	154	104	86	545	

Table 96: How many times in the past year (12 months) have you: participated in clubs, organizations or activities at school?









Response	6	8	10	12	Total	
Never	30.4	26.8	27.6	27.1	28.0	
1 to 2 times	25.3	20.6	17.9	14.2	20.2	
3 to 5 times	16.5	16.5	15.0	11.7	15.3	
6 to 9 times	8.0	10.1	9.2	8.5	9.0	
10 to 19 times	5.5	6.5	7.1	9.3	6.9	
20 to 29 times	3.8	3.7	4.2	5.7	4.2	
30 to 39 times	1.9	1.9	2.2	2.7	2.1	
40+ times	8.6	14.0	16.7	20.7	14.3	
N of Valid	3376	3862	2658	2129	12025	
N of Miss	225	164	104	90	583	

Table 97: How many times in the past year (12 months) have you: been arrested?









Response	6	8	10	12	Total	
Never	97.7	95.9	92.5	93.7	95.3	
1 to 2 times	1.7	3.3	5.5	5.1	3.6	
3 to 5 times	0.2	0.4	0.9	0.7	0.5	
6 to 9 times	0.1	0.2	0.3	0.1	0.2	
10 to 19 times	0.1	0.2	0.2	0.2	0.2	
20 to 29 times	0.1	0.1	0.2	0.0	0.1	
30 to 39 times	0.0	0.0	0.0	0.0	0.0	
40+ times	0.1	0.1	0.3	0.2	0.2	
N of Valid	3387	3866	2660	2132	12045	
N of Miss	214	160	102	87	563	

Table 98: How many times in the past year (12 months) have you: attacked someone with the idea of seriously hurting them?


Response	6	8	10	12	Total	
Never	90.0	85.6	84.9	88.4	87.2	
1 to 2 times	6.4	8.8	8.9	7.5	7.9	
3 to 5 times	1.7	3.1	3.2	1.9	2.5	
6 to 9 times	0.8	1.1	1.3	0.8	1.0	
10 to 19 times	0.4	0.7	0.8	0.6	0.6	
20 to 29 times	0.3	0.2	0.3	0.3	0.3	
30 to 39 times	0.0	0.1	0.1	0.0	0.1	
40+ times	0.5	0.4	0.6	0.5	0.5	
N of Valid	3387	3874	2659	2129	12049	
N of Miss	214	152	103	90	559	

Table 99: How many times in the past year (12 months) have you: been drunk or high at school?


Response	6	8	10	12	Total	
Never	97.9	93.4	83.1	80.6	90.1	
1 to 2 times	1.2	3.8	6.4	6.4	4.1	
3 to 5 times	0.4	1.3	3.5	3.5	1.9	
6 to 9 times	0.2	0.5	1.3	2.0	0.9	
10 to 19 times	0.1	0.3	1.5	1.7	0.8	
20 to 29 times	0.0	0.1	0.9	1.3	0.5	
30 to 39 times	0.0	0.1	0.5	0.4	0.2	
40+ times	0.2	0.5	2.7	4.1	1.5	
N of Valid	3393	3876	2658	2133	12060	
N of Miss	208	150	104	86	548	

Table 100: How many times in the past year (12 months) have you: taken a handgun to school?









Response	6	8	10	12	Total	
Never	99.5	99.3	98.8	98.8	99.2	
1 to 2 times	0.2	0.3	0.5	0.5	0.4	
3 to 5 times	0.0	0.2	0.3	0.1	0.2	
6 to 9 times	0.1	0.1	0.1	0.1	0.1	
10 to 19 times	0.0	0.1	0.0	0.1	0.0	
20 to 29 times	0.1	0.0	0.2	0.0	0.1	
30 to 39 times	0.0	0.0	0.0	0.0	0.0	
40+ times	0.1	0.0	0.2	0.3	0.1	
N of Valid	3392	3866	2663	2129	12050	
N of Miss	209	160	99	90	558	

Table 101: Are you currently on probation, or assigned a probation officer with Juvenile Court?



Response	6	8	10	12	Total	
No	98.3	96.9	95.8	96.4	97.0	
Yes	1.7	3.1	4.2	3.6	3.0	
N of Valid	2950	3477	2464	1999	10890	
N of Miss	651	549	298	220	1718	

Table 102: Have you ever belonged to a gang?






Response	6	8	10	12	Total	
No	93.9	90.1	88.6	90.9	91.0	
No, but would like to	0.8	2.0	1.7	1.3	1.5	
Yes, in the past	3.1	3.4	3.4	2.6	3.2	
Yes, belong now	1.8	4.0	5.5	4.7	3.8	
Yes, but would like to get out	0.4	0.6	0.8	0.5	0.6	
N of Valid	3440	3880	2658	2132	12110	
N of Miss	161	146	104	87	498	

Table 103: If you have ever belonged to a gang, did that gang have a name?




Response	6	8	10	12	Total	
No	9.4	8.4	9.6	12.3	9.6	
Yes	5.0	7.7	9.5	7.8	7.3	
I have never belonged to a gang	85.6	83.9	80.9	80.0	83.0	
N of Valid	3412	3840	2631	2111	11994	
N of Miss	189	186	131	108	614	

Table 104: You are at a party at someone's house, and one of your friends offers you a drink containing alcohol. What would you say or do?





Response	6	8	10	12	Total	
Drink it	3.9	14.2	32.2	39.4	19.7	
Tell your friend, 'No thanks, I don't drink' and suggest that you and your friend go and do something else	46.6	40.7	28.9	24.6	36.9	
Just say, 'No thanks' and walk away	31.1	29.7	30.5	30.7	30.4	
Make up a good excuse, tell your friend you had something else to do, and leave	18.5	15.4	8.4	5.2	12.9	
N of Valid	3374	3845	2634	2122	11975	
N of Miss	227	181	128	97	633	

Table 105: How often do you attend religious services or activities?





Response	6	8	10	12	Total	
Never	23.0	15.3	14.9	15.4	17.4	
Rarely	20.8	19.9	24.7	26.4	22.4	
1-2 Times a Month	13.8	15.1	15.2	16.5	15.0	
About Once a Week or More	42.4	49.7	45.3	41.7	45.3	
N of Valid	3304	3854	2646	2119	11923	
N of Miss	297	172	116	100	685	

Table 106: I think sometimes it's okay to cheat at school.

Response	6	8	10	12	Total	
NO!	67.7	36.8	18.3	18.1	38.2	
no	25.0	41.5	37.2	35.0	34.7	
yes	6.0	18.5	36.6	39.4	22.6	
YES!	1.3	3.2	7.8	7.5	4.4	
N of Valid	3414	3864	2651	2121	12050	
N of Miss	187	162	111	98	558	

Table 107: It is important to think before you act.

Response	6	8	10	12	Total	
NO!	2.7	2.3	1.6	2.0	2.2	
no	2.1	3.3	2.8	2.1	2.6	
yes	21.0	33.3	34.2	31.9	29.8	
YES!	74.1	61.1	61.4	63.9	65.3	
N of Valid	3404	3849	2648	2122	12023	
N of Miss	197	177	114	97	585	

Table 108: Sometimes I think that life is not worth it.

Response	6	8	10	12	Total	
NO!	61.3	50.0	42.3	47.5	51.0	
no	18.2	21.9	23.4	25.4	21.8	
yes	14.1	19.3	23.5	19.6	18.8	
YES!	6.4	8.9	10.7	7.5	8.3	
N of Valid	3319	3809	2621	2116	11865	
N of Miss	282	217	141	103	743	

Table 109: At times I think I am no good at all.

Response	6	8	10	12	Total	
NO!	42.9	35.8	32.0	35.5	36.9	
no	21.9	24.5	22.7	26.0	23.6	
yes	25.0	27.9	32.0	28.6	28.1	
YES!	10.3	11.8	13.3	10.0	11.4	
N of Valid	3354	3812	2623	2118	11907	
N of Miss	247	214	139	101	701	

Table 110: All in all, I am inclined to think that I am a failure.

Response	6	8	10	12	Total	
NO!	60.8	51.1	46.3	50.6	52.7	
no	22.4	28.8	30.9	31.9	28.0	
yes	12.4	14.5	15.7	12.6	13.8	
YES!	4.4	5.5	7.1	5.0	5.4	
N of Valid	3310	3815	2621	2119	11865	
N of Miss	291	211	141	100	743	

Table 111: In the past year, have you felt depressed or sad MOST days, even if you felt okay sometimes?

Response	6	8	10	12	Total	
NO!	35.0	34.7	27.5	32.0	32.7	
no	20.8	22.5	22.9	25.0	22.6	
yes	28.8	25.8	28.8	27.2	27.5	
YES!	15.3	17.0	20.8	15.8	17.2	
N of Valid	3325	3829	2629	2120	11903	
N of Miss	276	197	133	99	705	

Table 112: It is all right to beat up people if they start the fight.





Response	6	8	10	12	Total	
NO!	50.5	30.8	21.2	27.5	33.6	
no	18.8	21.3	18.6	19.5	19.7	
yes	16.5	23.9	27.2	26.4	23.0	
YES!	14.2	24.1	33.0	26.6	23.7	
N of Valid	3342	3817	2625	2119	11903	
N of Miss	259	209	137	100	705	

Table 113: I think it is okay to take something without asking if you can get away with it.





Response	6	8	10	12	Total	
NO!	81.3	63.1	52.1	59.9	65.2	
no	15.7	30.1	38.4	33.7	28.5	
yes	2.1	5.0	7.3	5.2	4.7	
YES!	0.9	1.8	2.2	1.1	1.5	
N of Valid	3343	3808	2617	2114	11882	
N of Miss	258	218	145	105	726	

Table 114: Where do you get the most information about living a drug and alcohol free life? Parents/guardians





Response	6	8	10	12	Total	
All the time	57.2	47.4	39.5	41.6	47.3	
Most	20.7	25.5	27.4	25.9	24.7	
Some	11.8	16.7	20.1	18.5	16.4	
Very little	10.3	10.4	13.0	14.0	11.6	
N of Valid	3259	3782	2607	2107	11755	
N of Miss	342	244	155	112	853	

Table 115: Where do you get the most information about living a drug and alcohol free life? Friends





Response	6	8	10	12	Total	
All the time	21.8	15.3	10.3	12.2	15.4	
Most	15.5	18.6	15.8	14.5	16.4	
Some	25.4	29.2	29.6	29.5	28.3	
Very little	37.2	36.9	44.3	43.9	39.9	
N of Valid	3140	3735	2576	2084	11535	
N of Miss	461	291	186	135	1073	

Table 116: Where do you get the most information about living a drug and alcohol free life? Family members





Response	6	8	10	12	Total	
All the time	49.2	37.1	27.0	27.4	36.4	
Most	21.8	25.4	25.9	23.5	24.2	
Some	16.0	21.8	27.0	26.9	22.3	
Very little	13.0	15.7	20.0	22.2	17.1	
N of Valid	3191	3745	2581	2091	11608	
N of Miss	410	281	181	128	1000	

Table 117: Where do you get the most information about living a drug and alcohol free life? School





Response	6	8	10	12	Total	
All the time	58.0	45.2	31.0	28.8	42.6	
Most	21.9	28.7	27.8	26.2	26.2	
Some	10.2	16.2	24.6	25.2	18.0	
Very little	9.9	9.8	16.7	19.9	13.2	
N of Valid	3215	3756	2594	2090	11655	
N of Miss	386	270	168	129	953	

Table 118: Where do you get the most information about living a drug and alcohol free life? Internet





Response	6	8	10	12	Total	
All the time	17.6	13.1	10.4	10.7	13.3	
Most	12.1	11.7	10.6	9.5	11.2	
Some	20.2	24.9	26.4	24.3	23.9	
Very little	50.1	50.3	52.6	55.4	51.7	
N of Valid	3122	3723	2569	2083	11497	
N of Miss	479	303	193	136	1111	

Table 119: Where do you get the most information about living a drug and alcohol free life? TV





Response	6	8	10	12	Total	
All the time	23.1	16.0	11.3	12.3	16.2	
Most	14.3	14.0	14.5	12.3	13.9	
Some	26.2	30.0	31.8	29.8	29.3	
Very little	36.4	40.0	42.4	45.7	40.6	
N of Valid	3152	3724	2581	2089	11546	
N of Miss	449	302	181	130	1062	

Table 120: Where do you get the most information about living a drug and alcohol free life? Social media





Response	6	8	10	12	Total	
All the time	19.8	13.2	9.8	10.5	13.7	
Most	11.9	11.7	10.9	8.4	11.0	
Some	21.1	25.7	25.6	23.8	24.1	
Very little	47.2	49.4	53.7	57.3	51.2	
N of Valid	3076	3703	2566	2086	11431	
N of Miss	525	323	196	133	1177	

Table 121: How much do you think people risk harming themselves (physically or in other ways) if they: smoked one or more packs of cigarettes per day?


Response	6	8	10	12	Total	
No risk	19.7	10.8	7.1	5.6	11.5	
Slight risk	6.6	7.2	6.9	5.9	6.7	
Moderate risk	16.5	19.6	19.7	17.7	18.4	
Great risk	57.2	62.5	66.3	70.7	63.3	
N of Valid	3215	3770	2592	2085	11662	
N of Miss	386	256	170	134	946	

Table 122: How much do you think people risk harming themselves (physically or in other ways) if they: try marijuana once or twice?


Response	6	8	10	12	Total	
No risk	21.8	20.8	34.2	44.5	28.3	
Slight risk	18.2	26.1	32.0	27.9	25.6	
Moderate risk	22.6	22.8	16.2	12.1	19.4	
Great risk	37.4	30.3	17.6	15.5	26.8	
N of Valid	3181	3747	2581	2076	11585	
N of Miss	420	279	181	143	1023	

Table 123: How much do you think people risk harming themselves (physically or in other ways) if they: smoke marijuana once or twice a week?


Response	6	8	10	12	Total	
No risk	20.9	16.8	24.1	30.9	22.1	
Slight risk	9.4	13.8	22.5	24.4	16.4	
Moderate risk	18.9	22.7	25.3	20.8	21.9	
Great risk	50.8	46.7	28.1	23.9	39.6	
N of Valid	3152	3710	2566	2067	11495	
N of Miss	449	316	196	152	1113	

Table 124: How much do you think people risk harming themselves (physically or in other ways) if they: take one or two drinks of an alcoholic beverage (beer, wine, liquor) nearly every day?

Response	6	8	10	12	Total	
No risk	21.4	12.8	11.4	9.7	14.3	
Slight risk	12.4	15.8	18.7	21.8	16.6	
Moderate risk	21.0	26.8	30.5	30.6	26.7	
Great risk	45.2	44.6	39.3	37.9	42.4	
N of Valid	3192	3744	2578	2080	11594	
N of Miss	409	282	184	139	1014	

Table 125: How much do you think people risk harming themselves (physically or in other ways) if they: have five or more drinks of an alcoholic beverage once or twice each weekend?

Response	6	8	10	12	Total	
No risk	20.3	11.4	8.9	8.3	12.7	
Slight risk	8.2	9.3	13.1	15.2	10.9	
Moderate risk	18.5	22.0	27.3	28.5	23.4	
Great risk	53.1	57.3	50.7	48.1	53.0	
N of Valid	3176	3743	2583	2079	11581	
N of Miss	425	283	179	140	1027	

Table 126: How much do you think people risk harming themselves (physically or in other ways) if they: use prescription drugs that are not prescribed to them?

Response	6	8	10	12	Total	
No risk	19.4	10.7	6.4	5.0	11.1	
Slight risk	4.6	6.0	7.8	8.9	6.5	
Moderate risk	13.6	16.7	20.6	20.1	17.3	
Great risk	62.3	66.6	65.2	65.9	65.0	
N of Valid	3168	3730	2583	2082	11563	
N of Miss	433	296	179	137	1045	

Table 127: How much do you think people risk harming themselves (physically or in other ways) if they: use non-prescription drugs to get high?

Response	6	8	10	12	Total	
No risk	20.4	10.8	6.9	5.4	11.6	
Slight risk	3.9	5.3	6.4	7.5	5.6	
Moderate risk	10.6	14.9	21.7	18.8	15.9	
Great risk	65.1	69.0	65.1	68.2	66.9	
N of Valid	3167	3726	2582	2075	11550	
N of Miss	434	300	180	144	1058	

Table 128: Have you ever used smokeless tobacco (chew, snuff, plug, dipping tobacco, or chewing tobacco)?

Response	6	8	10	12	Total	
Never	96.9	92.9	87.0	82.5	90.9	
Once or Twice	2.1	4.5	6.7	7.7	4.9	
Once in a while but not regularly	0.5	1.1	2.8	3.7	1.8	
Regularly in the past	0.3	0.8	1.6	2.6	1.2	
Regularly now	0.2	0.7	1.9	3.5	1.3	
N of Valid	3278	3757	2593	2089	11717	
N of Miss	323	269	169	130	891	

Table 129: How often have you taken smokeless tobacco during the past 30 days?

Response	6	8	10	12	Total	
Not at all	98.9	97.5	94.5	92.1	96.3	
Once or twice	0.8	1.3	2.3	3.1	1.7	
Once or twice per week	0.1	0.5	0.8	0.5	0.5	
Three to five times per week	0.1	0.2	0.6	0.8	0.4	
About once a day	0.1	0.2	0.3	0.7	0.3	
More than once a day	0.1	0.3	1.5	2.8	1.0	
N of Valid	3266	3753	2586	2089	11694	
N of Miss	335	273	176	130	914	

Table 130: Have you ever smoked cigarettes?

Response	6	8	10	12	Total	
Never	93.1	84.4	70.8	62.6	79.9	
Once or Twice	5.1	10.1	15.9	16.3	11.1	
Once in a while but not regularly	0.9	3.1	6.3	10.4	4.5	
Regularly in the past	0.5	1.4	3.5	4.8	2.3	
Regularly now	0.3	0.9	3.5	5.9	2.2	
N of Valid	3276	3745	2592	2090	11703	
N of Miss	325	281	170	129	905	

Table 131: How frequently have you smoked cigarettes during the past 30 days?

Response	6	8	10	12	Total	
Not at all	98.6	96.5	90.5	84.7	93.6	
Less than one cigarette per day	1.0	2.3	4.9	7.3	3.4	
One to five cigarettes per day	0.3	0.8	3.3	5.5	2.0	
About one-half pack per day	0.1	0.2	0.9	1.9	0.6	
About one pack per day	0.1	0.1	0.2	0.4	0.2	
About one and one-half packs per day	0.0	0.0	0.2	0.2	0.1	
Two packs or more per day	0.1	0.1	0.0	0.0	0.1	
N of Valid	3256	3745	2584	2088	11673	
N of Miss	345	281	178	131	935	

Table 132: Which statement best describes rules about smoking inside your home?

Response	6	8	10	12	Total	
Smoking is not allowed anywhere inside your home	70.2	69.7	71.9	75.5	71.3	
Smoking is allowed in some places and at some times	7.2	7.6	5.9	5.7	6.8	
Smoking is allowed anywhere inside the home	1.8	2.0	3.1	2.1	2.2	
There are no rules about smoking inside the home	3.2	5.3	7.3	6.5	5.4	
I don't know	17.6	15.3	11.8	10.2	14.2	
N of Valid	3218	3730	2576	2083	11607	
N of Miss	383	296	186	136	1001	

Table 133: Which statement best describes rules about smoking in your family cars?







Response	6	8	10	12	Total	
Smoking is never allowed in any car	67.9	63.5	62.2	65.3	64.7	
Smoking is allowed sometimes or in some cars	10.5	11.2	11.0	11.9	11.1	
Smoking is allowed in any car anytime	2.2	3.6	4.2	4.4	3.5	
There are no rules about smoking in the car	3.5	6.0	8.7	6.9	6.1	
We do not have a family car	1.3	1.3	1.2	2.1	1.4	
I don't know	14.6	14.4	12.8	9.4	13.2	
N of Valid	3191	3717	2574	2076	11558	
N of Miss	410	309	188	143	1050	

Table 134: During this school year, were you taught in any of your classes about the dangers of tobacco use?






Response	6	8	10	12	Total	
Strongly agree	40.9	31.8	17.5	12.1	27.5	
Agree	25.2	31.6	26.3	20.6	26.7	
Disagree	6.8	11.1	18.0	18.1	12.7	
Strongly disagree	7.3	9.6	20.9	32.7	15.7	
I don't know	19.8	15.9	17.4	16.5	17.4	
N of Valid	3113	3646	2541	2061	11361	
N of Miss	488	380	221	158	1247	

Table 135: During the past 12 months, have you participated in any community activities to discourage people your age from using cigarettes, chewing tobacco, snuff, dip or cigars?






Response	6	8	10	12	Total	
Strongly agree	22.4	14.3	8.5	8.8	14.2	
Agree	16.0	17.1	12.3	11.2	14.7	
Disagree	11.9	18.0	22.3	21.1	17.9	
Strongly disagree	20.1	25.8	36.8	42.9	29.9	
I don't know	29.5	24.8	20.0	16.0	23.4	
N of Valid	3048	3619	2525	2053	11245	
N of Miss	553	407	237	166	1363	

Table 136: Think back over the last two weeks. How many times have you had five or more alcoholic drinks in a row?


Response	6	8	10	12	Total	
None	97.8	94.9	87.0	79.8	91.2	
Once	1.2	2.3	5.1	7.9	3.6	
Twice	0.6	1.4	3.3	5.5	2.3	
3-5 times	0.3	0.9	2.7	4.6	1.8	
6-9 times	0.1	0.1	0.9	0.8	0.4	
10 or more times	0.1	0.5	1.0	1.4	0.7	
N of Valid	3168	3670	2551	2073	11462	
N of Miss	433	356	211	146	1146	

Table 137: During the past 30 days, how many times did you ride in a car or other vehicle driven by someone who had been drinking alcohol or using drugs to get high?


Response	6	8	10	12	Total	
0 times	89.7	86.4	79.4	77.5	84.1	
1 time	4.4	5.8	7.4	6.8	6.0	
2 or 3 times	3.1	4.2	7.0	7.3	5.1	
4 or 5 times	0.6	1.2	2.4	2.8	1.6	
6 or more times	2.2	2.4	3.7	5.8	3.2	
N of Valid	3149	3669	2549	2067	11434	
N of Miss	452	357	213	152	1174	

Table 138: During the past 30 days, how many times did you drive a car or other vehicle when you had been drinking alcohol or using drugs to get high?


Response	6	8	10	12	Total	
I did not drive a car in the past 30 days	54.9	58.0	45.6	23.3	48.0	
0 times	43.7	39.3	49.7	64.6	47.5	
1 time	0.7	1.2	1.8	4.1	1.7	
2 or 3 times	0.2	0.6	1.0	3.5	1.1	
4 or 5 times	0.1	0.4	0.5	1.4	0.5	
6 or more times	0.4	0.5	1.4	3.2	1.2	
N of Valid	3017	3563	2503	2063	11146	
N of Miss	584	463	259	156	1462	

Table 139: If you drank alcohol (not just a sip or taste) in the past year, how did you usually get it?













Response	6	8	10	12	Total	
I did not drink alcohol in the past year	93.3	84.7	63.2	50.0	75.9	
I bought it myself with a fake ID	0.1	0.3	0.4	0.8	0.3	
I bought it myself without a fake ID	0.1	0.2	0.5	2.1	0.6	
I got it from someone I know age 21 or older	0.6	2.7	9.5	19.9	6.8	
I got it from someone I know under age 21	0.4	1.1	4.8	7.4	2.9	
I got it from my brother or sister	0.1	0.8	2.1	1.8	1.1	
I got it from home with my parents' permission	0.9	2.5	4.6	5.8	3.1	
I got it from home without my parents' permission	0.6	2.6	4.4	1.7	2.3	
I got it from another relative	0.5	1.7	3.1	2.3	1.8	
A stranger bought it for me	0.1	0.2	0.6	0.9	0.4	
I took it from a store or shop	0.1	0.1	0.2	0.1	0.1	
Other	3.1	3.2	6.7	7.3	4.7	
N of Valid	3033	3602	2478	2040	11153	
N of Miss	568	424	284	179	1455	

Table 140: If you drank alcohol (not just a sip or taste) in the past year, where did you usually drink it?











Response	6	8	10	12	Total	
I did not drink alcohol in the past year	95.3	86.3	64.8	51.5	77.6	
at my home	2.2	6.6	12.2	12.2	7.6	
at someone else's home	1.0	4.6	16.7	29.6	10.8	
at an open area like a park, beach, field, back road, woods, or a street corner	0.6	1.1	2.7	2.8	1.6	
at a sporting event or concert	0.1	0.3	0.7	0.2	0.3	
at a restaurant, bar, or a nightclub	0.2	0.3	0.5	1.1	0.5	
at an empty building or a construction site	0.2	0.1	0.3	0.2	0.2	
at a hotel/motel	0.1	0.2	0.9	1.7	0.6	
in a car	0.2	0.3	0.6	0.3	0.3	
at school	0.3	0.3	0.7	0.2	0.4	
N of Valid	3017	3583	2451	2012	11063	
N of Miss	584	443	311	207	1545	

Table 141: How do you feel about someone your age having one or two drinks of an alcoholic beverage nearly every day?





Response	6	8	10	12	Total	
Neither approve nor disapprove	22.9	24.9	30.8	30.7	26.7	
Somewhat disapprove	4.9	11.2	17.4	20.1	12.5	
Strongly disapprove	55.0	48.7	37.6	38.7	46.1	
Don't know or can't say	17.1	15.3	14.1	10.5	14.7	
N of Valid	3039	3603	2517	2049	11208	
N of Miss	562	423	245	170	1400	

Table 142: On how many occasions have you had alcoholic beverages (beer, wine or hard liquor) to drink in your lifetime - more than just a few sips?








Response	6	8	10	12	Total	
0	92.2	78.4	52.6	41.6	69.7	
01/02/13	4.8	11.0	14.8	11.8	10.3	
03/05/13	1.5	4.6	10.0	10.8	6.1	
06/09/13	0.7	2.4	6.7	7.9	3.9	
10/19/13	0.4	2.0	6.7	8.9	3.8	
20-39	0.1	0.9	3.9	7.1	2.5	
40	0.3	0.8	5.4	11.9	3.7	
N of Valid	3108	3640	2534	2060	11342	
N of Miss	493	386	228	159	1266	

Table 143: On how many occasions have you drunk one of more drinks of an alcoholic beverage during the past 30 days?








Response	6	8	10	12	Total	
0	98.2	94.0	80.4	71.0	87.9	
01/02/13	1.2	3.5	11.0	14.8	6.6	
03/05/13	0.5	1.4	4.3	6.7	2.8	
06/09/13	0.0	0.7	2.1	3.8	1.4	
10/19/13	0.0	0.2	1.0	2.3	0.7	
20-39	0.0	0.1	0.5	0.6	0.3	
40	0.1	0.0	0.6	0.7	0.3	
N of Valid	3100	3623	2527	2057	11307	
N of Miss	501	403	235	162	1301	

Table 144: On how many occasions have you used marijuana (grass, pot) or hashish (hash, hash oil) in your lifetime?








Response	6	8	10	12	Total	
0	97.6	89.5	69.8	58.9	81.8	
01/02/13	1.2	4.1	6.9	7.7	4.6	
03/05/13	0.3	1.7	4.7	5.5	2.6	
06/09/13	0.3	1.0	2.9	4.2	1.8	
10/19/13	0.1	1.1	3.2	4.3	1.9	
20-39	0.2	1.0	3.3	3.5	1.8	
40	0.4	1.5	9.3	15.9	5.5	
N of Valid	3098	3621	2516	2043	11278	
N of Miss	503	405	246	176	1330	

Table 145: On how many occasions have you used marijuana (grass, pot) or hashish (hash, hash oil) during the past 30 days?








Response	6	8	10	12	Total	
0	98.8	95.5	84.6	78.8	90.9	
01/02/13	0.6	1.9	5.3	6.6	3.2	
03/05/13	0.2	0.9	2.5	3.2	1.5	
06/09/13	0.1	0.7	1.5	2.3	1.0	
10/19/13	0.2	0.4	1.9	2.5	1.0	
20-39	0.0	0.1	1.3	2.0	0.7	
40	0.1	0.4	3.0	4.7	1.7	
N of Valid	3092	3613	2525	2057	11287	
N of Miss	509	413	237	162	1321	

Table 146: On how many occasions have you used LSD or other psychedelics in your lifetime?








Response	6	8	10	12	Total	
0	99.6	99.3	97.5	95.8	98.3	
01/02/13	0.3	0.5	1.2	2.2	0.9	
03/05/13	0.0	0.1	0.4	1.1	0.3	
06/09/13	0.1	0.0	0.3	0.4	0.2	
10/19/13	0.0	0.1	0.2	0.3	0.1	
20-39	0.0	0.0	0.0	0.1	0.0	
40	0.0	0.1	0.3	0.1	0.1	
N of Valid	3045	3612	2527	2059	11243	
N of Miss	556	414	235	160	1365	

Table 147: On how many occasions have you used LSD or other psychedelics during the past 30 days?


Response	6	8	10	12	Total	
0	99.8	99.7	98.9	98.9	99.4	
01/02/13	0.1	0.2	0.6	0.8	0.4	
03/05/13	0.0	0.0	0.2	0.2	0.1	
06/09/13	0.0	0.0	0.0	0.0	0.0	
10/19/13	0.0	0.0	0.1	0.0	0.0	
20-39	0.0	0.0	0.0	0.0	0.0	
40	0.0	0.0	0.1	0.0	0.0	
N of Valid	3045	3613	2530	2058	11246	
N of Miss	556	413	232	161	1362	

Table 148: On how many occasions have you used cocaine or crack in your lifetime?


Response	6	8	10	12	Total	
0	99.4	99.3	98.1	97.2	98.7	
01/02/13	0.4	0.6	1.0	1.5	0.8	
03/05/13	0.1	0.1	0.4	0.7	0.2	
06/09/13	0.0	0.0	0.0	0.2	0.1	
10/19/13	0.0	0.0	0.2	0.1	0.1	
20-39	0.0	0.0	0.0	0.0	0.0	
40	0.0	0.0	0.3	0.2	0.1	
N of Valid	3079	3619	2530	2054	11282	
N of Miss	522	407	232	165	1326	

Table 149: On how many occasions have you used cocaine or crack during the past 30 days?


Response	6	8	10	12	Total	
0	99.5	99.7	99.6	99.1	99.5	
01/02/13	0.4	0.3	0.3	0.7	0.4	
03/05/13	0.0	0.0	0.0	0.0	0.0	
06/09/13	0.0	0.0	0.0	0.1	0.0	
10/19/13	0.0	0.0	0.0	0.0	0.0	
20-39	0.0	0.0	0.0	0.0	0.0	
40	0.0	0.0	0.1	0.0	0.0	
N of Valid	3079	3611	2531	2057	11278	
N of Miss	522	415	231	162	1330	

Table 150: On how many occasions have you sniffed glue, breathed the contents of an aerosol spray can, or inhaled other gases or sprays, in order to get high in your lifetime?








Response	6	8	10	12	Total	
0	96.5	92.7	92.4	95.2	94.1	
01/02/13	2.4	3.9	4.5	2.5	3.4	
03/05/13	0.4	1.6	1.3	0.9	1.1	
06/09/13	0.3	0.8	0.8	0.5	0.6	
10/19/13	0.0	0.4	0.4	0.2	0.2	
20-39	0.1	0.1	0.3	0.2	0.2	
40	0.2	0.5	0.3	0.4	0.4	
N of Valid	3075	3613	2527	2056	11271	
N of Miss	526	413	235	163	1337	

Table 151: On how many occasions have you sniffed glue, breathed the contents of an aerosol spray can, or inhaled other gases or sprays, in order to get high during the past 30 days?








Response	6	8	10	12	Total	
0	98.3	97.5	98.1	98.5	98.0	
01/02/13	1.3	1.7	1.2	1.2	1.4	
03/05/13	0.2	0.4	0.3	0.1	0.3	
06/09/13	0.2	0.1	0.2	0.1	0.2	
10/19/13	0.0	0.1	0.0	0.0	0.1	
20-39	0.0	0.0	0.1	0.0	0.0	
40	0.0	0.1	0.0	0.1	0.1	
N of Valid	3066	3610	2527	2055	11258	
N of Miss	535	416	235	164	1350	

Table 152: On how many occasions have you used Daztrex in your lifetime?


Response	6	8	10	12	Total	
0	100.0	100.0	100.0	100.0	100.0	
01/02/13	0.0	0.0	0.0	0.0	0.0	
03/05/13	0.0	0.0	0.0	0.0	0.0	
06/09/13	0.0	0.0	0.0	0.0	0.0	
10/19/13	0.0	0.0	0.0	0.0	0.0	
20-39	0.0	0.0	0.0	0.0	0.0	
40	0.0	0.0	0.0	0.0	0.0	
N of Valid	3025	3594	2521	2055	11195	
N of Miss	576	432	241	164	1413	

Table 153: On how many occasions have you used Daztrex during the past 30 days?


Response	6	8	10	12	Total	
0	100.0	100.0	100.0	100.0	100.0	
01/02/13	0.0	0.0	0.0	0.0	0.0	
03/05/13	0.0	0.0	0.0	0.0	0.0	
06/09/13	0.0	0.0	0.0	0.0	0.0	
10/19/13	0.0	0.0	0.0	0.0	0.0	
20-39	0.0	0.0	0.0	0.0	0.0	
40	0.0	0.0	0.0	0.0	0.0	
N of Valid	3021	3589	2521	2054	11185	
N of Miss	580	437	241	165	1423	

Table 154: On how many occasions have you used synthetic marijuana in your lifetime?








Response	6	8	10	12	Total	
0	99.4	98.4	94.8	92.1	96.7	
01/02/13	0.3	0.8	2.5	3.9	1.6	
03/05/13	0.2	0.3	1.0	1.8	0.7	
06/09/13	0.1	0.1	0.7	0.7	0.3	
10/19/13	0.0	0.1	0.4	0.5	0.2	
20-39	0.0	0.1	0.3	0.4	0.2	
40	0.0	0.2	0.4	0.5	0.2	
N of Valid	3050	3596	2523	2056	11225	
N of Miss	551	430	239	163	1383	

Table 155: On how many occasions have you used synthetic marijuana during the past 30 days?


Response	6	8	10	12	Total	
0	99.5	99.2	98.9	99.4	99.3	
01/02/13	0.1	0.5	0.6	0.4	0.4	
03/05/13	0.2	0.2	0.2	0.1	0.2	
06/09/13	0.1	0.1	0.1	0.0	0.1	
10/19/13	0.0	0.0	0.1	0.0	0.0	
20-39	0.0	0.1	0.0	0.0	0.0	
40	0.0	0.0	0.2	0.0	0.1	
N of Valid	3043	3593	2523	2051	11210	
N of Miss	558	433	239	168	1398	

Table 156: On how many occasions have you used methamphetamines (meth, speed, crank, crystal meth) in your lifetime?


Response	6	8	10	12	Total	
0	99.6	99.4	98.6	98.3	99.1	
01/02/13	0.2	0.4	0.4	0.9	0.4	
03/05/13	0.0	0.0	0.2	0.2	0.1	
06/09/13	0.0	0.1	0.2	0.0	0.1	
10/19/13	0.0	0.0	0.1	0.2	0.1	
20-39	0.0	0.0	0.2	0.0	0.1	
40	0.0	0.1	0.2	0.3	0.1	
N of Valid	3036	3601	2518	2051	11206	
N of Miss	565	425	244	168	1402	

Table 157: On how many occasions have you used methamphetamines (meth, speed, crank, crystal meth) in the past 30 days?


Response	6	8	10	12	Total	
0	99.8	99.8	99.6	99.5	99.7	
01/02/13	0.1	0.1	0.2	0.2	0.1	
03/05/13	0.0	0.0	0.1	0.1	0.1	
06/09/13	0.1	0.0	0.1	0.0	0.0	
10/19/13	0.0	0.0	0.0	0.0	0.0	
20-39	0.0	0.0	0.0	0.0	0.0	
40	0.1	0.0	0.0	0.1	0.0	
N of Valid	3038	3591	2519	2048	11196	
N of Miss	563	435	243	171	1412	

Table 158: On how many occasions have you used other chemical products (bath salts, plant food, etc.) in your lifetime?


Response	6	8	10	12	Total	
0	98.6	98.8	99.2	99.3	98.9	
01/02/13	0.8	0.6	0.3	0.3	0.6	
03/05/13	0.1	0.2	0.2	0.1	0.1	
06/09/13	0.1	0.1	0.1	0.0	0.1	
10/19/13	0.0	0.0	0.0	0.0	0.0	
20-39	0.1	0.1	0.1	0.0	0.1	
40	0.2	0.2	0.2	0.1	0.2	
N of Valid	3037	3590	2522	2049	11198	
N of Miss	564	436	240	170	1410	

Table 159: On how many occasions have you used other chemical products (bath salts, plant food, etc.) during the past 30 days?


Response	6	8	10	12	Total	
0	99.6	99.4	99.6	99.8	99.6	
01/02/13	0.2	0.4	0.2	0.2	0.3	
03/05/13	0.0	0.0	0.0	0.0	0.0	
06/09/13	0.1	0.0	0.1	0.0	0.1	
10/19/13	0.0	0.0	0.0	0.0	0.0	
20-39	0.0	0.0	0.0	0.0	0.0	
40	0.1	0.2	0.0	0.0	0.1	
N of Valid	3030	3588	2518	2048	11184	
N of Miss	571	438	244	171	1424	

Table 160: On how many occasions have you used heroin or other opiates in your lifetime?


Response	6	8	10	12	Total	
0	99.7	99.6	99.2	98.0	99.2	
01/02/13	0.3	0.3	0.2	0.7	0.3	
03/05/13	0.0	0.1	0.2	0.2	0.1	
06/09/13	0.0	0.0	0.2	0.4	0.1	
10/19/13	0.0	0.0	0.1	0.2	0.1	
20-39	0.0	0.0	0.0	0.1	0.0	
40	0.0	0.0	0.1	0.4	0.1	
N of Valid	3013	3593	2519	2052	11177	
N of Miss	588	433	243	167	1431	

Table 161: On how many occasions have you used heroin or other opiates during the past 30 days?


Response	6	8	10	12	Total	
0	99.9	99.8	99.7	99.2	99.7	
01/02/13	0.1	0.2	0.0	0.5	0.2	
03/05/13	0.0	0.0	0.1	0.1	0.0	
06/09/13	0.0	0.0	0.1	0.1	0.0	
10/19/13	0.0	0.0	0.0	0.0	0.0	
20-39	0.0	0.0	0.0	0.0	0.0	
40	0.0	0.0	0.0	0.0	0.0	
N of Valid	3011	3593	2517	2051	11172	
N of Miss	590	433	245	168	1436	

Table 162: On how many occasions have you used MDMA ('X', 'E', or ecstasy) in your lifetime?


Response	6	8	10	12	Total	
0	99.8	99.2	98.0	96.2	98.5	
01/02/13	0.2	0.4	1.2	2.0	0.8	
03/05/13	0.0	0.1	0.2	0.7	0.2	
06/09/13	0.0	0.1	0.2	0.5	0.2	
10/19/13	0.0	0.1	0.1	0.1	0.1	
20-39	0.0	0.0	0.1	0.1	0.1	
40	0.1	0.1	0.1	0.3	0.1	
N of Valid	2997	3587	2514	2053	11151	
N of Miss	604	439	248	166	1457	

Table 163: On how many occasions have you used MDMA ('X', 'E', or ecstasy) during the past 30 days?


Response	6	8	10	12	Total	
0	99.9	99.7	99.6	99.0	99.6	
01/02/13	0.0	0.1	0.1	0.7	0.2	
03/05/13	0.0	0.1	0.1	0.1	0.1	
06/09/13	0.0	0.1	0.1	0.1	0.1	
10/19/13	0.0	0.0	0.0	0.0	0.0	
20-39	0.0	0.0	0.0	0.0	0.0	
40	0.0	0.0	0.0	0.0	0.0	
N of Valid	2983	3580	2510	2044	11117	
N of Miss	618	446	252	175	1491	

Table 164: On how many occasions have you taken prescription drugs (such as Valium, Xanax, Ritalin, Adderall, OxyContin, Darvocet, or sleeping pills) not prescribed to you in your lifetime?








Response	6	8	10	12	Total	
0	98.3	95.2	89.4	84.6	92.8	
01/02/13	0.9	2.3	3.4	4.0	2.5	
03/05/13	0.2	0.9	2.5	3.4	1.5	
06/09/13	0.2	0.4	1.4	2.4	1.0	
10/19/13	0.1	0.5	1.1	2.0	0.8	
20-39	0.0	0.2	0.6	1.3	0.4	
40	0.2	0.5	1.6	2.2	1.0	
N of Valid	3018	3583	2502	2049	11152	
N of Miss	583	443	260	170	1456	

Table 165: On how many occasions have you taken prescription drugs (such as Valium, Xanax, Ritalin, Adderall, OxyContin, Darvocet, or sleeping pills) not prescribed to you during the past 30 days?








Response	6	8	10	12	Total	
0	98.9	97.6	94.8	94.1	96.7	
01/02/13	0.7	1.5	2.5	3.1	1.8	
03/05/13	0.1	0.4	1.2	1.4	0.7	
06/09/13	0.0	0.3	0.7	0.5	0.4	
10/19/13	0.0	0.1	0.3	0.4	0.2	
20-39	0.1	0.1	0.1	0.4	0.2	
40	0.1	0.1	0.4	0.0	0.2	
N of Valid	3018	3573	2504	2049	11144	
N of Miss	583	453	258	170	1464	

Table 166: On how many occasions have you taken non-prescription medicines such as diet pills (for example, Dietac, Dexatrim or Prolamine), stay-awake pills (for example No-Doz, Vivarin, or Wake), or cough or cold medicines (robos, DXM, etc.) to get high in your lifetime?








Response	6	8	10	12	Total	
0	99.2	97.7	94.2	93.7	96.6	
01/02/13	0.4	0.8	2.0	2.1	1.2	
03/05/13	0.2	0.5	1.2	1.1	0.7	
06/09/13	0.0	0.4	0.9	0.8	0.5	
10/19/13	0.1	0.1	0.6	0.9	0.4	
20-39	0.1	0.0	0.5	0.6	0.3	
40	0.1	0.4	0.6	0.7	0.4	
N of Valid	3017	3580	2503	2049	11149	
N of Miss	584	446	259	170	1459	

Table 167: On how many occasions have you taken non-prescription medicines such as diet pills (for example, Dietac, Dexatrim or Prolamine), stay-awake pills (for example No-Doz, Vivarin, or Wake), or cough or cold medicines (robos, DXM, etc.) to get high during the past 30 days?








Response	6	8	10	12	Total	
0	99.6	98.9	97.6	98.0	98.6	
01/02/13	0.3	0.5	1.3	1.2	0.8	
03/05/13	0.1	0.3	0.4	0.3	0.3	
06/09/13	0.0	0.2	0.4	0.2	0.2	
10/19/13	0.0	0.1	0.2	0.1	0.1	
20-39	0.0	0.0	0.1	0.1	0.0	
40	0.0	0.1	0.1	0.0	0.1	
N of Valid	3019	3574	2509	2039	11141	
N of Miss	582	452	253	180	1467	

Table 168: On how many occasions have you been drunk or very high from drinking alcoholic beverages during the past 30 days?








Response	6	8	10	12	Total	
0	99.2	96.7	88.2	80.1	92.4	
01/02/13	0.6	1.7	6.1	9.7	3.9	
03/05/13	0.1	0.8	2.4	5.0	1.7	
06/09/13	0.1	0.2	1.5	2.6	0.9	
10/19/13	0.0	0.1	1.0	1.1	0.4	
20-39	0.0	0.1	0.4	0.7	0.3	
40	0.0	0.3	0.4	0.8	0.3	
N of Valid	3016	3568	2501	2033	11118	
N of Miss	585	458	261	186	1490	

Table 169: On how many occasions have you drunk flavored alcoholic beverages, sometimes called 'alcopops' (like Mike's Hard Lemonade, Smirnoff Ice, Bacardi Breezers, etc.) in your lifetime?








Response	6	8	10	12	Total	
0	96.5	87.6	70.8	59.8	81.1	
01/02/13	2.0	5.9	9.5	8.8	6.2	
03/05/13	0.8	2.8	7.1	8.5	4.3	
06/09/13	0.4	1.5	4.3	6.8	2.8	
10/19/13	0.1	0.9	3.6	6.9	2.4	
20-39	0.0	0.4	1.7	3.6	1.2	
40	0.2	0.8	2.9	5.7	2.0	
N of Valid	3020	3582	2505	2047	11154	
N of Miss	581	444	257	172	1454	

Table 170: On how many occasions have you drunk flavored alcoholic beverages, sometimes called 'alcopops' (like Mike's Hard Lemonade, Smirnoff Ice, Bacardi Breezers, etc.) during the past 30 days?








Response	6	8	10	12	Total	
0	98.6	95.5	88.6	83.3	92.5	
01/02/13	1.0	2.9	5.8	8.9	4.1	
03/05/13	0.4	0.7	3.2	4.2	1.8	
06/09/13	0.0	0.4	1.0	2.2	0.8	
10/19/13	0.0	0.2	0.8	0.7	0.4	
20-39	0.0	0.1	0.3	0.3	0.2	
40	0.0	0.3	0.3	0.2	0.2	
N of Valid	3020	3585	2511	2045	11161	
N of Miss	581	441	251	174	1447	

Table 171: If you used prescription drugs or over the counter drugs without a doctor telling you to use it or for the purpose of getting high, where did you get these drugs?












Response	6	8	10	12	Total	
I did not use prescription drugs or over the counter drugs to get high.	98.3	96.3	89.8	87.6	93.7	
I bought it or took it from a store or shop.	0.2	0.3	0.7	0.9	0.5	
I got it from my parents with permission.	0.5	0.7	1.6	1.1	0.9	
I got it from home without permission.	0.1	0.5	1.7	1.4	0.8	
I got it from a relative with permission.	0.1	0.2	0.6	0.8	0.4	
I got it from a relative without permission.	0.0	0.4	0.5	0.4	0.3	
I got it from a friends home with permission.	0.1	0.2	0.7	0.8	0.4	
I got it from a friends home without permission.	0.0	0.1	0.2	0.1	0.1	
I got it from a friend while at school.	0.1	0.3	1.1	1.0	0.6	
I got it from a friend while at a party.	0.2	0.3	0.6	0.9	0.5	
I got it from a friend, elsewhere	0.4	0.8	2.5	4.8	1.8	
N of Valid	2878	3502	2450	2009	10839	
N of Miss	723	524	312	210	1769	

Table 172: During the last month, about how many marijuana cigarettes, or the equivalent, did you smoke a day, on the average?


Response	6	8	10	12	Total	
None	98.4	94.4	85.2	80.6	90.9	
Less than 1 a day	0.5	2.4	5.4	7.2	3.5	
1 a day	0.4	0.9	1.7	2.3	1.2	
2-3 a day	0.3	1.1	3.7	4.8	2.1	
4-6 a day	0.1	0.6	2.1	3.0	1.3	
7-10 a day	0.0	0.2	0.4	0.6	0.3	
11 or more a day	0.2	0.4	1.3	1.6	0.8	
N of Valid	2927	3519	2472	2021	10939	
N of Miss	674	507	290	198	1669	

Table 173: How wrong do your friends feel it would be for YOU to: drink alcohol?


Response	6	8	10	12	Total	
Very wrong	85.3	66.4	45.8	41.0	62.1	
Wrong	9.1	17.7	23.4	22.7	17.6	
A little bit wrong	3.5	9.4	17.6	19.4	11.5	
Not wrong at all	2.1	6.4	13.3	16.9	8.8	
N of Valid	2901	3511	2472	2014	10898	
N of Miss	700	515	290	205	1710	

Table 174: How wrong do your friends feel it would be for YOU to: smoke tobacco?


Response	6	8	10	12	Total	
Very wrong	89.6	73.2	55.1	46.3	68.5	
Wrong	6.6	15.1	20.7	20.2	15.1	
A little bit wrong	2.0	6.1	12.9	15.7	8.4	
Not wrong at all	1.7	5.7	11.2	17.8	8.1	
N of Valid	2874	3501	2472	2007	10854	
N of Miss	727	525	290	212	1754	

Table 175: How wrong do your friends feel it would be for YOU to: smoke marijuana?


Response	6	8	10	12	Total	
Very wrong	91.4	70.1	43.2	36.1	63.3	
Wrong	4.0	11.3	15.4	14.4	10.9	
A little bit wrong	2.2	8.4	16.4	18.5	10.5	
Not wrong at all	2.4	10.2	25.0	31.0	15.4	
N of Valid	2871	3491	2469	2006	10837	
N of Miss	730	535	293	213	1771	

Table 176: How wrong do your friends feel it would be for YOU to: use prescription drugs not prescribed to you


Response	6	8	10	12	Total	
Very wrong	90.5	77.7	63.9	62.7	75.2	
Wrong	6.5	12.9	18.4	18.7	13.5	
A little bit wrong	1.7	4.4	10.0	10.8	6.1	
Not wrong at all	1.3	4.9	7.7	7.8	5.1	
N of Valid	2868	3492	2464	2007	10831	
N of Miss	733	534	298	212	1777	

Table 177: How wrong would most adults (over 21) in your neighborhood think it is for kids your age: to use marijuana?


Response	6	8	10	12	Total	
Very wrong	90.2	78.1	63.1	58.3	74.2	
Wrong	6.3	11.3	18.6	19.4	13.1	
A little bit wrong	1.7	6.4	11.0	12.2	7.3	
Not wrong at all	1.8	4.2	7.3	10.2	5.4	
N of Valid	2868	3490	2468	2000	10826	
N of Miss	733	536	294	219	1782	

Table 178: How wrong would most adults (over 21) in your neighborhood think it is for kids your age: to drink alcohol?





Response	6	8	10	12	Total	
Very wrong	86.2	72.9	58.7	50.8	69.1	
Wrong	8.6	15.4	21.1	23.2	16.3	
A little bit wrong	3.3	7.2	13.2	16.5	9.3	
Not wrong at all	2.0	4.5	7.0	9.5	5.3	
N of Valid	2861	3484	2464	1998	10807	
N of Miss	740	542	298	221	1801	

Table 179: How wrong would most adults (over 21) in your neighborhood think it is for kids your age: to smoke cigarettes?





Response	6	8	10	12	Total	
Very wrong	86.5	75.9	63.6	53.5	71.7	
Wrong	8.3	13.2	19.5	21.3	14.9	
A little bit wrong	2.9	6.5	10.9	13.9	7.9	
Not wrong at all	2.3	4.3	6.0	11.3	5.5	
N of Valid	2842	3485	2462	1992	10781	
N of Miss	759	541	300	227	1827	

Table 180: How much do each of the following statements describe your neighborhood? crime and/or drug selling





Response	6	8	10	12	Total	
NO!	77.3	68.6	58.0	61.3	67.1	
no	12.9	17.9	23.1	22.0	18.5	
yes	6.6	8.9	12.6	10.6	9.4	
YES!	3.3	4.5	6.3	6.2	4.9	
N of Valid	2838	3476	2454	1998	10766	
N of Miss	763	550	308	221	1842	

Table 181: How much do each of the following statements describe your neighborhood? fights





Response	6	8	10	12	Total	
NO!	66.3	60.6	55.8	63.2	61.4	
no	16.2	20.6	25.1	22.9	20.9	
yes	10.9	13.1	13.4	9.0	11.8	
YES!	6.7	5.7	5.7	5.0	5.8	
N of Valid	2815	3466	2447	1990	10718	
N of Miss	786	560	315	229	1890	

Table 182: How much do each of the following statements describe your neighborhood? lots of empty or abandoned buildings





Response	6	8	10	12	Total	
NO!	75.5	69.4	62.9	68.8	69.4	
no	16.9	22.2	26.0	22.8	21.8	
yes	4.9	6.3	8.0	5.3	6.1	
YES!	2.7	2.1	3.1	3.1	2.7	
N of Valid	2811	3463	2446	1989	10709	
N of Miss	790	563	316	230	1899	

Table 183: How much do each of the following statements describe your neighborhood? lots of graffiti





Response	6	8	10	12	Total	
NO!	81.3	76.1	70.8	74.1	75.9	
no	13.6	19.1	24.1	21.7	19.3	
yes	3.0	2.9	3.5	2.1	2.9	
YES!	2.1	1.9	1.6	2.1	1.9	
N of Valid	2760	3451	2424	1987	10622	
N of Miss	841	575	338	232	1986	

Table 184: I feel safe in my neighborhood.

Response	6	8	10	12	Total	
NO!	10.3	8.0	7.9	7.0	8.4	
no	7.9	8.2	11.5	7.5	8.8	
yes	27.4	32.3	35.2	34.1	32.0	
YES!	54.4	51.4	45.4	51.4	50.8	
N of Valid	2813	3450	2443	1983	10689	
N of Miss	788	576	319	236	1919	

Table 185: If a kid smoked marijuana in your neighborhood would he or she be caught by the police?

Response	6	8	10	12	Total	
NO!	14.3	17.0	20.5	23.5	18.3	
no	16.0	31.9	46.0	45.7	33.5	
yes	28.7	27.2	21.7	19.2	24.9	
YES!	40.9	23.9	11.8	11.6	23.3	
N of Valid	2767	3405	2419	1982	10573	
N of Miss	834	621	343	237	2035	

Table 186: If a kid drank some beer, wine or hard liquor (for example, vodka, whiskey, or gin) in your neighborhood would he or she be caught by the police?

Response	6	8	10	12	Total	
NO!	15.5	19.0	24.6	26.9	20.8	
no	21.8	38.4	49.9	49.2	38.7	
yes	28.5	24.6	16.9	14.6	22.0	
YES!	34.3	18.1	8.7	9.2	18.5	
N of Valid	2744	3404	2413	1980	10541	
N of Miss	857	622	349	239	2067	

Table 187: If a kid carried a handgun in your neighborhood would he or she be caught by the police?





Response	6	8	10	12	Total	
NO!	13.6	15.7	18.0	18.4	16.2	
no	13.7	24.5	33.3	34.3	25.6	
yes	24.0	27.2	27.5	27.2	26.4	
YES!	48.7	32.6	21.2	20.1	31.8	
N of Valid	2736	3391	2411	1981	10519	
N of Miss	865	635	351	238	2089	

Table 188: If you wanted to get some cigarettes, how easy would it be for you to get some?





Response	6	8	10	12	Total	
Very hard	78.5	57.0	34.6	20.4	50.4	
Sort of hard	8.8	14.6	15.4	9.9	12.4	
Sort of easy	6.2	15.2	21.5	16.9	14.7	
Very easy	6.4	13.3	28.5	52.9	22.5	
N of Valid	2674	3367	2414	1974	10429	
N of Miss	927	659	348	245	2179	

Table 189: If you wanted to get some beer, wine or hard liquor (for example, vodka, whiskey, or gin), how easy would it be for you to get some?





Response	6	8	10	12	Total	
Very hard	76.7	51.0	29.1	19.8	46.6	
Sort of hard	10.4	15.9	15.9	12.1	13.8	
Sort of easy	6.6	16.6	23.6	26.4	17.5	
Very easy	6.3	16.5	31.5	41.6	22.1	
N of Valid	2658	3360	2416	1972	10406	
N of Miss	943	666	346	247	2202	

Table 190: If you wanted to get a drug like cocaine, LSD, or amphetamines, how easy would it be for you to get some?





Response	6	8	10	12	Total	
Very hard	93.3	84.8	67.7	56.7	77.7	
Sort of hard	3.6	7.8	16.0	21.0	11.1	
Sort of easy	1.5	3.8	7.7	10.3	5.3	
Very easy	1.7	3.7	8.6	12.0	5.9	
N of Valid	2652	3351	2412	1965	10380	
N of Miss	949	675	350	254	2228	

Table 191: If you wanted to get a handgun, how easy would it be for you to get one?





Response	6	8	10	12	Total	
Very hard	79.8	64.5	55.6	49.9	63.6	
Sort of hard	9.6	13.9	14.8	17.5	13.7	
Sort of easy	5.6	10.3	13.0	12.3	10.1	
Very easy	5.1	11.4	16.6	20.3	12.7	
N of Valid	2648	3341	2409	1967	10365	
N of Miss	953	685	353	252	2243	

Table 192: If you wanted to get some marijuana, how easy would it be for you to get some?





Response	6	8	10	12	Total	
Very hard	89.0	68.7	34.4	25.2	57.6	
Sort of hard	4.4	8.6	9.9	7.0	7.5	
Sort of easy	3.0	9.1	16.9	16.5	10.8	
Very easy	3.7	13.6	38.9	51.3	24.2	
N of Valid	2619	3320	2398	1964	10301	
N of Miss	982	706	364	255	2307	

Table 193: If you wanted to get prescription drugs for the purpose of getting high, how easy would it be for you to get some?





Response	6	8	10	12	Total	
Very hard	83.7	66.7	43.9	36.8	60.0	
Sort of hard	6.7	11.2	16.1	16.9	12.3	
Sort of easy	4.4	9.9	16.6	18.0	11.6	
Very easy	5.2	12.2	23.4	28.3	16.1	
N of Valid	2635	3326	2401	1966	10328	
N of Miss	966	700	361	253	2280	

Table 194: If you wanted to get synthetic marijuana such as K2 or chemical products such as bath salts to get high, how easy would it be for you to get some?





Response	6	8	10	12	Total	
Very hard	92.5	83.0	62.4	52.9	74.9	
Sort of hard	3.6	7.7	15.6	18.6	10.6	
Sort of easy	1.6	4.8	10.1	11.6	6.5	
Very easy	2.3	4.4	12.0	16.9	8.0	
N of Valid	2639	3332	2397	1963	10331	
N of Miss	962	694	365	256	2277	

Table 195: If you wanted to get steroids to enhance athletic performance, how easy would it be for you to get some?





Response	6	8	10	12	Total	
Very hard	90.0	82.8	69.4	58.3	76.9	
Sort of hard	5.8	9.4	15.5	17.8	11.5	
Sort of easy	2.3	4.0	7.1	11.3	5.6	
Very easy	1.9	3.8	8.0	12.6	6.0	
N of Valid	2638	3327	2394	1962	10321	
N of Miss	963	699	368	257	2287	

Table 196: During the past 12 months, have you participated in any alcohol prevention programs or seen any alcohol prevention messages in your school or community? Yes, a school-based program focused on preventing underage drinking and/or drinking and driving.



Response	6	8	10	12	Total	
No	69.6	75.0	85.4	88.1	78.1	
Yes	30.4	25.0	14.6	11.9	21.9	
N of Valid	3601	4026	2762	2219	12608	
N of Miss	0	0	0	0	0	

Table 197: During the past 12 months, have you participated in any alcohol prevention programs or seen any alcohol prevention messages in your school or community? Yes, a community-based program focused on preventing underage drinking and/or drinking and driving (for example, through your church or temple or through youth groups like Boys and Girls Club or 4-H).



Response	6	8	10	12	Total	
No	90.0	92.3	95.1	95.5	92.8	
Yes	10.0	7.7	4.9	4.5	7.2	
N of Valid	3601	4026	2762	2219	12608	
N of Miss	0	0	0	0	0	

Table 198: During the past 12 months, have you participated in any alcohol prevention programs or seen any alcohol prevention messages in your school or community? Yes, a media campaign addressing underage drinking and/or drinking and driving (for example, newspaper ads, posters, pamphlets, radio, TV).



Response	6	8	10	12	Total	
No	89.8	90.2	90.9	91.9	90.6	
Yes	10.2	9.8	9.1	8.1	9.4	
N of Valid	3601	4026	2762	2219	12608	
N of Miss	0	0	0	0	0	

Table 199: During the past 12 months, have you participated in any alcohol prevention programs or seen any alcohol prevention messages in your school or community? No



Response	6	8	10	12	Total	
No	63.1	50.3	37.3	31.6	47.8	
Yes	36.9	49.7	62.7	68.4	52.2	
N of Valid	3601	4026	2762	2219	12608	
N of Miss	0	0	0	0	0	

Table 200: How wrong do your parents feel it would be for YOU to: drink beer, wine or hard liquor (for example, vodka, whiskey or gin) regularly?

Response	6	8	10	12	Total	
Very wrong	93.4	87.7	79.9	73.9	84.8	
Wrong	4.3	7.6	12.1	14.9	9.1	
A little bit wrong	1.4	3.2	5.7	8.0	4.2	
Not wrong at all	1.0	1.5	2.3	3.2	1.9	
N of Valid	2736	3371	2421	1967	10495	
N of Miss	865	655	341	252	2113	

Table 201: How wrong do your parents feel it would be for YOU to: smoke tobacco?

Response	6	8	10	12	Total	
Very wrong	96.3	91.9	84.4	75.0	88.2	
Wrong	2.2	5.0	10.3	14.6	7.3	
A little bit wrong	0.8	1.5	3.5	5.8	2.6	
Not wrong at all	0.7	1.5	1.8	4.6	2.0	
N of Valid	2727	3368	2412	1964	10471	
N of Miss	874	658	350	255	2137	

Table 202: How wrong do your parents feel it would be for YOU to: smoke marijuana?

Response	6	8	10	12	Total	
Very wrong	96.8	90.9	79.3	74.8	86.7	
Wrong	1.7	4.6	9.5	10.9	6.2	
A little bit wrong	0.6	2.6	6.3	8.3	4.0	
Not wrong at all	1.0	1.9	4.8	5.9	3.1	
N of Valid	2713	3351	2416	1965	10445	
N of Miss	888	675	346	254	2163	

Table 203: How wrong do your parents feel it would be for YOU to: use prescription drugs not prescribed to you?

Response	6	8	10	12	Total	
Very wrong	96.6	92.5	88.3	85.3	91.2	
Wrong	2.3	4.3	7.0	9.6	5.4	
A little bit wrong	0.4	1.8	3.1	3.4	2.0	
Not wrong at all	0.8	1.5	1.6	1.7	1.4	
N of Valid	2711	3353	2413	1960	10437	
N of Miss	890	673	349	259	2171	

Table 204: How wrong do your parents feel it would be for YOU to: steal something worth more than \$5?

Response	6	8	10	12	Total	
Very wrong	86.5	84.9	82.3	84.2	84.6	
Wrong	9.7	10.9	12.9	11.1	11.1	
A little bit wrong	2.8	2.9	3.7	3.0	3.1	
Not wrong at all	1.0	1.3	1.1	1.7	1.3	
N of Valid	2717	3359	2411	1963	10450	
N of Miss	884	667	351	256	2158	

Table 205: How wrong do your parents feel it would be for YOU to: draw graffiti, write things, or draw pictures on buildings or other property (without the owner's permission)?

Response	6	8	10	12	Total	
Very wrong	91.6	87.0	82.0	82.9	86.3	
Wrong	5.5	8.2	11.7	11.9	9.0	
A little bit wrong	1.8	2.9	4.2	3.2	2.9	
Not wrong at all	1.1	1.9	2.2	2.0	1.8	
N of Valid	2711	3359	2409	1962	10441	
N of Miss	890	667	353	257	2167	

Table 206: How wrong do your parents feel it would be for YOU to: pick a fight with someone?





Response	6	8	10	12	Total	
Very wrong	78.6	67.4	62.2	66.0	68.8	
Wrong	13.3	20.3	22.1	21.3	19.1	
A little bit wrong	5.7	9.1	11.8	10.1	9.0	
Not wrong at all	2.5	3.2	3.9	2.6	3.0	
N of Valid	2709	3355	2408	1957	10429	
N of Miss	892	671	354	262	2179	

Table 207: During the past 12 months, have you talked with at least one of your parents about the dangers of underage drinking and/or drinking and driving? By parents, we mean either your biological parents, adoptive parents, stepparents, or adult guardians - whether or not they live with you.



Response	6	8	10	12	Total	
No	43.8	55.3	56.3	53.1	52.2	
Yes	56.2	44.7	43.7	46.9	47.8	
N of Valid	2548	3226	2315	1901	9990	
N of Miss	1053	800	447	318	2618	

Table 208: The rules in my family are clear.





Response	6	8	10	12	Total	
NO!	4.4	3.9	3.7	3.9	4.0	
no	3.8	5.7	9.0	7.4	6.3	
yes	23.9	32.9	38.1	38.7	32.9	
YES!	67.9	57.6	49.2	50.0	56.9	
N of Valid	2688	3360	2406	1964	10418	
N of Miss	913	666	356	255	2190	

Table 209: People in my family often insult or yell at each other.

Response	6	8	10	12	Total	
NO!	39.4	27.2	20.6	24.1	28.2	
no	32.9	40.2	41.8	41.3	38.9	
yes	19.2	22.9	26.6	24.5	23.1	
YES!	8.4	9.7	11.1	10.1	9.8	
N of Valid	2669	3344	2402	1962	10377	
N of Miss	932	682	360	257	2231	

Table 210: When I am not at home, one of my parents knows where I am and who I am with.

Response	6	8	10	12	Total	
NO!	5.3	4.5	4.8	4.4	4.8	
no	4.8	5.5	7.7	10.6	6.8	
yes	20.4	30.2	38.7	39.6	31.4	
YES!	69.5	59.8	48.8	45.4	57.0	
N of Valid	2668	3331	2393	1958	10350	
N of Miss	933	695	369	261	2258	

Table 211: We argue about the same things in my family over and over.

Response	6	8	10	12	Total	
NO!	42.7	26.3	17.3	19.1	27.1	
no	30.1	36.3	36.9	34.8	34.6	
yes	17.9	25.4	31.1	32.1	26.1	
YES!	9.3	11.9	14.7	14.0	12.3	
N of Valid	2638	3332	2391	1959	10320	
N of Miss	963	694	371	260	2288	

Table 212: If you drank some beer or wine or liquor (for example, vodka, whiskey, or gin) without your parents' permission, would you be caught by your parents?

Response	6	8	10	12	Total	
NO!	10.7	11.6	14.7	17.4	13.2	
no	5.5	16.3	33.8	40.6	22.2	
yes	11.3	21.2	23.2	20.0	18.9	
YES!	72.5	50.9	28.4	21.9	45.7	
N of Valid	2626	3317	2391	1956	10290	
N of Miss	975	709	371	263	2318	

Table 213: My family has clear rules about alcohol and drug use.

Response	6	8	10	12	Total	
NO!	6.2	5.2	5.9	5.4	5.7	
no	4.8	7.7	12.3	14.0	9.2	
yes	12.3	22.2	31.8	33.2	24.0	
YES!	76.8	64.8	50.0	47.4	61.1	
N of Valid	2631	3320	2389	1957	10297	
N of Miss	970	706	373	262	2311	

Table 214: If you carried a handgun without your parents' permission, would you be caught by your parents?

Response	6	8	10	12	Total	
NO!	7.8	8.4	8.9	9.9	8.7	
no	3.6	7.8	15.7	19.2	10.7	
yes	10.9	19.9	24.4	24.4	19.5	
YES!	77.8	63.8	51.0	46.4	61.1	
N of Valid	2616	3296	2383	1951	10246	
N of Miss	985	730	379	268	2362	

Table 215: If you skipped school would you be caught by your parents?

Response	6	8	10	12	Total	
NO!	6.8	7.4	9.3	10.8	8.3	
no	5.2	10.3	18.7	25.3	13.8	
yes	14.5	21.9	27.2	27.3	22.3	
YES!	73.5	60.4	44.9	36.6	55.6	
N of Valid	2620	3298	2383	1955	10256	
N of Miss	981	728	379	264	2352	

Table 216: My parents ask if I've gotten my homework done.

Response	6	8	10	12	Total	
NO!	5.0	6.7	8.9	12.8	7.9	
no	4.6	9.5	16.1	21.3	12.0	
yes	19.1	28.8	34.6	33.9	28.6	
YES!	71.3	55.0	40.4	32.0	51.4	
N of Valid	2613	3285	2367	1952	10217	
N of Miss	988	741	395	267	2391	

Table 217: People in my family have serious arguments.

Response	6	8	10	12	Total	
NO!	47.4	33.0	25.0	28.6	34.0	
no	28.8	39.4	43.0	41.0	37.9	
yes	13.6	16.5	18.7	20.0	16.9	
YES!	10.2	11.0	13.3	10.4	11.2	
N of Valid	2612	3278	2376	1951	10217	
N of Miss	989	748	386	268	2391	

Table 218: Would your parents know if you did not come home on time?





Response	6	8	10	12	Total	
NO!	6.1	6.0	6.6	7.1	6.4	
no	6.7	10.2	13.4	15.7	11.1	
yes	20.6	31.0	35.8	35.0	30.2	
YES!	66.7	52.9	44.3	42.3	52.4	
N of Valid	2625	3292	2377	1953	10247	
N of Miss	976	734	385	266	2361	

Table 219: Have any of your brothers or sisters ever: drunk beer, wine or hard liquor (for example, vodka, whiskey or gin)?




Response	6	8	10	12	Total	
No	80.7	63.8	46.7	39.5	59.5	
Yes	15.3	31.7	48.4	54.0	35.7	
I don't have any brothers or sisters	4.0	4.5	4.9	6.4	4.8	
N of Valid	2597	3254	2383	1947	10181	
N of Miss	1004	772	379	272	2427	

Table 220: Have any of your brothers or sisters ever: smoked marijuana?




Response	6	8	10	12	Total	
No	90.3	77.3	60.1	51.9	71.7	
Yes	5.7	18.3	35.0	41.8	23.5	
I don't have any brothers or sisters	4.1	4.4	4.9	6.3	4.8	
N of Valid	2584	3252	2380	1942	10158	
N of Miss	1017	774	382	277	2450	

Table 221: Have any of your brothers or sisters ever: smoked cigarettes?




Response	6	8	10	12	Total	
No	84.4	74.4	63.7	57.9	71.3	
Yes	11.6	21.1	31.4	35.8	23.9	
I don't have any brothers or sisters	4.0	4.5	4.9	6.4	4.8	
N of Valid	2583	3241	2377	1934	10135	
N of Miss	1018	785	385	285	2473	

Table 222: Have any of your brothers or sisters ever: taken a handgun to school?




Response	6	8	10	12	Total	
No	95.0	93.8	92.1	90.8	93.1	
Yes	0.9	1.8	2.9	2.9	2.0	
I don't have any brothers or sisters	4.1	4.4	4.9	6.3	4.8	
N of Valid	2584	3237	2373	1942	10136	
N of Miss	1017	789	389	277	2472	

Table 223: Have any of your brothers or sisters ever: been suspended or expelled from school?




Response	6	8	10	12	Total	
No	71.0	62.4	57.5	61.0	63.2	
Yes	25.0	32.9	37.3	32.7	31.9	
I don't have any brothers or sisters	4.0	4.6	5.2	6.3	4.9	
N of Valid	2574	3240	2376	1938	10128	
N of Miss	1027	786	386	281	2480	

Table 224: Have you changed homes in the past year (the last 12 months)?



Response	6	8	10	12	Total	
No	69.1	73.1	73.7	77.1	73.0	
Yes	30.9	26.9	26.3	22.9	27.0	
N of Valid	2626	3265	2392	1957	10240	
N of Miss	975	761	370	262	2368	

Table 225: How many times have you changed homes since kindergarten?






Response	6	8	10	12	Total	
Never	37.2	28.2	24.9	24.3	29.0	
1 or 2 times	31.9	33.4	29.6	30.6	31.6	
3 or 4 times	18.0	20.8	23.1	22.8	21.0	
5 or 6 times	7.1	9.1	10.8	10.1	9.2	
7 or more times	5.8	8.3	11.6	12.3	9.2	
N of Valid	2607	3258	2373	1947	10185	
N of Miss	994	768	389	272	2423	

Table 226: Have you changed schools (including changing from elementary to middle and middle to high school) in the past year?



Response	6	8	10	12	Total	
No	40.8	65.5	55.8	76.3	59.0	
Yes	59.2	34.5	44.2	23.7	41.0	
N of Valid	2574	3228	2364	1938	10104	
N of Miss	1027	798	398	281	2504	

Table 227: How many times have you changed schools since kindergarten (including changing from elementary to middle and middle to high school)?






Response	6	8	10	12	Total	
Never	23.3	16.2	15.0	14.1	17.3	
1 or 2 times	46.6	38.2	20.9	21.1	33.0	
3 or 4 times	20.3	28.5	34.6	35.2	29.1	
5 or 6 times	6.9	10.4	17.3	18.1	12.6	
7 or more times	3.0	6.7	12.1	11.5	7.9	
N of Valid	2589	3247	2382	1944	10162	
N of Miss	1012	779	380	275	2446	

Table 228: Has anyone in your family ever had severe alcohol or drug problems?



Response	6	8	10	12	Total	
No	79.2	69.1	57.2	54.5	66.1	
Yes	20.8	30.9	42.8	45.5	33.9	
N of Valid	2578	3240	2382	1936	10136	
N of Miss	1023	786	380	283	2472	

Table 229: About how many adults (over 21) have you known personally who in the past year have: used marijuana, crack, cocaine, or other drugs?






Response	6	8	10	12	Total	
0	80.6	67.9	49.4	44.9	62.3	
1	10.4	14.2	15.0	14.0	13.4	
2	3.5	6.5	12.2	12.3	8.2	
03/04/13	2.6	4.8	8.8	10.9	6.3	
5	3.0	6.6	14.6	17.9	9.8	
N of Valid	2535	3217	2365	1937	10054	
N of Miss	1066	809	397	282	2554	

Table 230: About how many adults (over 21) have you known personally who in the past year have: sold or dealt drugs?






Response	6	8	10	12	Total	
0	88.4	80.2	65.1	60.6	74.9	
1	6.6	8.9	12.0	12.7	9.8	
2	2.4	3.9	7.9	8.0	5.3	
03/04/13	1.1	3.1	6.2	8.0	4.3	
5	1.5	3.9	8.9	10.7	5.8	
N of Valid	2525	3213	2367	1932	10037	
N of Miss	1076	813	395	287	2571	

Table 231: About how many adults (over 21) have you known personally who in the past year have: done other things that could get them in trouble with the police, like stealing, selling stolen goods, mugging or assaulting others, etc.?






Response	6	8	10	12	Total	
0	83.8	75.1	61.7	61.9	71.6	
1	8.8	11.3	13.7	12.0	11.4	
2	3.3	5.0	8.5	8.0	6.0	
03/04/13	1.7	4.1	5.7	7.0	4.5	
5	2.3	4.4	10.4	11.1	6.6	
N of Valid	2513	3211	2366	1932	10022	
N of Miss	1088	815	396	287	2586	

Table 232: About how many adults (over 21) have you known personally who in the past year have: gotten drunk or high?






Response	6	8	10	12	Total	
0	67.3	48.4	30.5	28.1	45.0	
1	15.4	18.4	16.8	13.3	16.3	
2	6.2	9.6	11.5	11.2	9.5	
03/04/13	3.5	8.5	11.4	11.8	8.6	
5	7.5	15.1	29.8	35.6	20.6	
N of Valid	2513	3202	2361	1934	10010	
N of Miss	1088	824	401	285	2598	

Table 233: Have you seen or heard information about underage drinking in the past 12 months from the following sources? Radio



Response	6	8	10	12	Total	
No	55.7	54.7	55.5	55.0	55.2	
Yes	44.3	45.3	44.5	45.0	44.8	
N of Valid	2570	3257	2386	1956	10169	
N of Miss	1031	769	376	263	2439	

Table 234: Have you seen or heard information about underage drinking in the past 12 months from the following sources? TV.



Response	6	8	10	12	Total	
No	35.2	32.4	32.7	32.2	33.1	
Yes	64.8	67.6	67.3	67.8	66.9	
N of Valid	2555	3243	2382	1953	10133	
N of Miss	1046	783	380	266	2475	

Table 235: Have you seen or heard information about underage drinking in the past 12 months from the following sources? Print. This includes information on underage drinking you may have seen in the newspaper, on a billboard, in pamphlets, on stickers, etc.



Response	6	8	10	12	Total	
No	55.2	51.0	50.1	49.1	51.4	
Yes	44.8	49.0	49.9	50.9	48.6	
N of Valid	2545	3243	2379	1948	10115	
N of Miss	1056	783	383	271	2493	

Table 236: Have you seen or heard information about underage drinking in the past 12 months from the following sources? Website or social media? (Facebook, Myspace, website, etc.)



Response	6	8	10	12	Total	
No	55.3	47.0	46.4	45.9	48.8	
Yes	44.7	53.0	53.6	54.1	51.2	
N of Valid	2541	3248	2377	1949	10115	
N of Miss	1060	778	385	270	2493	

Table 237: The next questions ask about your opinions of the information you saw or heard. If you have seen or heard more than one ad, please think about your favorite ad when answering these questions. The information about underage drinking that I saw or heard was convincing.






Response	6	8	10	12	Total	
NO!	29.2	18.5	17.7	17.2	20.7	
no	6.6	13.3	20.6	21.6	15.0	
yes	16.7	26.2	32.0	31.9	26.4	
YES!	23.6	22.1	15.2	15.3	19.5	
I have not seen or heard any ads about underage drinking in the past 12 months.	23.9	19.8	14.6	14.0	18.4	
N of Valid	2452	3185	2355	1945	9937	
N of Miss	1149	841	407	274	2671	

Table 238: The next questions ask about your opinions of the information you saw or heard. If you have seen or heard more than one ad, please think about your favorite ad when answering these questions. The information about underage drinking that I saw or heard grabbed my attention.






Response	6	8	10	12	Total	
NO!	24.6	16.8	17.1	15.5	18.5	
no	9.5	17.1	24.4	24.8	18.5	
yes	16.5	23.5	27.1	30.2	24.0	
YES!	26.0	23.2	16.4	14.8	20.6	
I have not seen or heard any ads about underage drinking in the past 12 months.	23.5	19.4	14.9	14.8	18.4	
N of Valid	2423	3174	2344	1945	9886	
N of Miss	1178	852	418	274	2722	

Table 239: The next questions ask about your opinions of the information you saw or heard. If you have seen or heard more than one ad, please think about your favorite ad when answering these questions. The information about underage drinking that I saw or heard said something important to me.






Response	6	8	10	12	Total	
NO!	23.8	16.5	17.9	16.5	18.6	
no	8.3	16.4	24.9	26.0	18.3	
yes	15.8	23.7	26.6	27.3	23.1	
YES!	29.0	23.6	15.8	15.4	21.5	
I have not seen or heard any ads about underage drinking in the past 12 months.	23.2	19.9	14.7	14.8	18.5	
N of Valid	2428	3170	2342	1941	9881	
N of Miss	1173	856	420	278	2727	

Table 240: The next questions ask about your opinions of the information you saw or heard. If you have seen or heard more than one ad, please think about your favorite ad when answering these questions. Seeing or hearing this information about underage drinking made me want to stop or decrease my drinking.










Response	6	8	10	12	Total	
NO!	24.5	18.6	21.6	21.0	21.2	
no	5.4	10.5	20.7	25.8	14.8	
yes	6.2	13.6	18.8	19.6	14.3	
YES!	25.1	24.2	17.5	15.2	21.0	
I have not seen or heard any ads about underage drinking in the past 12 months.	38.8	33.1	21.3	18.4	28.7	
N of Valid	2270	3059	2276	1922	9527	
N of Miss	1331	967	486	297	3081	

Table 241: How honest were you in filling out this survey?

Response	6	8	10	12	Total	
I was very honest	85.2	81.5	77.5	81.5	81.5	
I was honest pretty much of the time	12.4	14.6	17.5	13.9	14.6	
I was honest some of the time	2.1	2.8	3.8	3.1	2.9	
I was honest once in a while	0.4	1.2	1.3	1.5	1.1	
I was not honest at all	0.0	0.0	0.0	0.0	0.0	
N of Valid	2582	3235	2389	1953	10159	
N of Miss	1019	791	373	266	2449	