

2011 APNA

Arkansas Prevention Needs Assessment Student Survey



Region 9 Tables

**Arkansas Department of Human Services
Division of Behavioral Health Services**

Conducted by International Survey Associates dba Pride Surveys

Contents

1	INTRODUCTION	11
2	PERCENTAGE TABLES	16

List of Tables

1	Sex	17
2	Age	17
3	Are you Hispanic or Latino?	17
4	What is your race? Black or African American	18
5	What is your race? Asian	18
6	What is your race? American Indian	18
7	What is your race? Alaska Native	18
8	What is your race? White	19
9	What is your race? Native Hawaiian or Other Pacific Islander	19
10	What is your race? Other	19
11	What is the highest level of schooling completed by your mother or father?	20
12	Think of where you live most of the time. Which of the following people live there with you? Mother	20
13	Think of where you live most of the time. Which of the following people live there with you? Stepmother	20
14	Think of where you live most of the time. Which of the following people live there with you? Foster Mother	21
15	Think of where you live most of the time. Which of the following people live there with you? Grandmother	21
16	Think of where you live most of the time. Which of the following people live there with you? Aunt	21
17	Think of where you live most of the time. Which of the following people live there with you? Father	21
18	Think of where you live most of the time. Which of the following people live there with you? Stepfather	22
19	Think of where you live most of the time. Which of the following people live there with you? Foster Father	22
20	Think of where you live most of the time. Which of the following people live there with you? Grandfather	22
21	Think of where you live most of the time. Which of the following people live there with you? Uncle	22
22	Think of where you live most of the time. Which of the following people live there with you? Other Adults	23
23	Think of where you live most of the time. Which of the following people live there with you? Brother(s)	23
24	Think of where you live most of the time. Which of the following people live there with you? Stepbrother(s)	23
25	Think of where you live most of the time. Which of the following people live there with you? Sister(s)	23
26	Think of where you live most of the time. Which of the following people live there with you? Stepsister(s)	24

27	Think of where you live most of the time. Which of the following people live there with you? Other Children	24
28	In my school, students have lots of chances to help decide things like class activities and rules.	24
29	Teachers ask me to work on special classroom projects.	24
30	My teacher(s) notices when I am doing a good job and lets me know about it.	25
31	There are lots of chances for students in my school to get involved in sports, clubs, and other school activities outside of class.	25
32	There are lots of chances for students in my school to talk with a teacher one-on-one.	25
33	I feel safe at my school.	26
34	The school lets my parents know when I have done something well.	26
35	My teachers praise me when I work hard in school.	26
36	Are your school grades better than the grades of most students in your class?	27
37	I have lots of chances to be part of class discussions or activities.	27
38	Now thinking back over the past year in school, how often did you: enjoy being in school?	27
39	Now thinking back over the past year in school, how often did you: hate being in school?	28
40	Now thinking back over the past year in school, how often did you: try to do your best work in school?	28
41	How often do you feel that the school work you are assigned is meaningful and important?	28
42	Putting them all together, what were your grades like last year?	29
43	How important do you think the things you are learning in school are going to be for your later life?	29
44	How interesting are most of your courses to you?	29
45	During the LAST FOUR WEEKS how many whole days of school have you missed because you skipped or 'cut'?	30
46	What are the chances you would be seen as cool if you: smoked cigarettes?	30
47	What are the chances you would be seen as cool if you: worked hard at school?	30
48	What are the chances you would be seen as cool if you: began drinking alcoholic beverages regularly, that is, at least once or twice a month?	31
49	What are the chances you would be seen as cool if you: defended someone who was being verbally abused at school?	31
50	What are the chances you would be seen as cool if you: smoked marijuana?	31
51	What are the chances you would be seen as cool if you: carried a handgun?	32

52	What are the chances you would be seen as cool if you: regularly volunteered to do community service?	32
53	Think of your four best friends (the friends you feel closest to). In the past year (12 months), how many of your best friends have: participated in clubs, organizations or activities at school?	32
54	Think of your four best friends (the friends you feel closest to). In the past year (12 months), how many of your best friends have: smoked cigarettes?	33
55	Think of your four best friends (the friends you feel closest to). In the past year (12 months), how many of your best friends have: tried beer, wine or hard liquor (for example, vodka, whiskey, or gin) when their parents didn't know about it?	33
56	Think of your four best friends (the friends you feel closest to). In the past year (12 months), how many of your best friends have: made a commitment to stay drug-free?	33
57	Think of your four best friends (the friends you feel closest to). In the past year (12 months), how many of your best friends have: used marijuana?	34
58	Think of your four best friends (the friends you feel closest to). In the past year (12 months), how many of your best friends have: tried to do well in school?	34
59	Think of your four best friends (the friends you feel closest to). In the past year (12 months), how many of your best friends have: used LSD, cocaine, amphetamines, or other illegal drugs?	34
60	Think of your four best friends (the friends you feel closest to). In the past year (12 months), how many of your best friends have: been suspended from school?	35
61	Think of your four best friends (the friends you feel closest to). In the past year (12 months), how many of your best friends have: liked school?	35
62	Think of your four best friends (the friends you feel closest to). In the past year (12 months), how many of your best friends have: carried a handgun?	35
63	Think of your four best friends (the friends you feel closest to). In the past year (12 months), how many of your best friends have: sold illegal drugs?	36
64	Think of your four best friends (the friends you feel closest to). In the past year (12 months), how many of your best friends have: regularly attended religious services?	36
65	Think of your four best friends (the friends you feel closest to). In the past year (12 months), how many of your best friends have: stolen or tried to steal a motor vehicle such as a car or motorcycle?	36
66	Think of your four best friends (the friends you feel closest to). In the past year (12 months), how many of your best friends have: been arrested?	37

67	Think of your four best friends (the friends you feel closest to). In the past year (12 months), how many of your best friends have: dropped out of school?	37
68	Think of your four best friends (the friends you feel closest to). In the past year (12 months), how many of your best friends have: been members of a gang?	37
69	How old were you when you first: smoked marijuana?	38
70	How old were you when you first: smoked a cigarette, even just a puff?	38
71	How old were you when you first: had more than a sip or two of beer, wine or hard liquor (for example, vodka, whiskey, or gin)? . . .	39
72	How old were you when you first: began drinking alcoholic beverages regularly, that is, at least once or twice a month?	39
73	How old were you when you first: used phenoxydine (pox, px, breeze)?	40
74	How old were you when you first: got suspended from school? . . .	40
75	How old were you when you first: got arrested?	41
76	How old were you when you first: carried a handgun?	41
77	How old were you when you first: attacked someone with the idea of seriously hurting them?	42
78	How old were you when you first: belonged to a gang?	42
79	How wrong do you think it is for someone your age to: take a handgun to school?	43
80	How wrong do you think it is for someone your age to: steal anything worth more than \$5?	43
81	How wrong do you think it is for someone your age to: pick a fight with someone?	43
82	How wrong do you think it is for someone your age to: attack someone with the idea of seriously hurting them?	44
83	How wrong do you think it is for someone your age to: stay away from school all day when their parents think they are at school? . .	44
84	How wrong do you think it is for someone your age to: drink beer, wine or hard liquor (for example, vodka, whiskey, or gin) regularly? .	44
85	How wrong do you think it is for someone your age to: smoke cigarettes?	45
86	How wrong do you think it is for someone your age to: smoke marijuana?	45
87	How wrong do you think it is for someone your age to: use LSD, cocaine, amphetamines or another illegal drug?	45
88	At school during the past 12 months, did you receive help from the resource teacher, speech therapist or other special education teacher?	46
89	How many times in the past year (12 months) have you: been suspended from school?	46
90	How many times in the past year (12 months) have you: carried a handgun?	46

91	How many times in the past year (12 months) have you: sold illegal drugs?	47
92	How many times in the past year (12 months) have you: stolen or tried to steal a motor vehicle such as a car or motorcycle?	47
93	How many times in the past year (12 months) have you: participated in clubs, organizations or activities at school?	48
94	How many times in the past year (12 months) have you: been arrested?	48
95	How many times in the past year (12 months) have you: done extra work on your own for school?	49
96	How many times in the past year (12 months) have you: attacked someone with the idea of seriously hurting them?	49
97	How many times in the past year (12 months) have you: been drunk or high at school?	50
98	How many times in the past year (12 months) have you: volunteered to do community service?	50
99	How many times in the past year (12 months) have you: taken a handgun to school?	51
100	Are you currently on probation, or assigned a probation officer with Juvenile Court?	51
101	Have you ever belonged to a gang?	51
102	If you have ever belonged to a gang, did that gang have a name? . .	52
103	How many times have you done the following things? done what feels good no matter what.	52
104	How many times have you done the following things? done something dangerous because someone dared you to do it.	52
105	How many times have you done the following things? done crazy things even if they are a little dangerous.	53
106	You're looking at CD's in a music store with a friend. You look up and see her slip a CD under her coat. She smiles and says 'Which one do you want? Go ahead, take it while nobody's around.' There is nobody in sight, no employees and no other customers. What would you do now?	53
107	You are visiting another part of town, and you don't know any of the people your age there. You are walking down the street, and some teenager you don't know is walking toward you. He is about your size, and as he is about to pass you, he deliberately bumps into you and you almost lose your balance. What would you say or do? .	53
108	You are at a party at someone's house, and one of your friends offers you a drink containing alcohol. What would you say or do?	54
109	It's 8:00 on a weeknight and you are about to go over to a friend's home when your mother asks you where you are going. You say 'Oh, just going to go hang out with some friends.' She says, 'No, you'll just get into trouble if you go out. Stay home tonight.' What would you do now?	54
110	How often do you attend religious services or activities?	54

111	I do the opposite of what people tell me, just to get them mad. . . .	55
112	I like to see how much I can get away with.	55
113	I ignore rules that get in my way.	55
114	I think sometimes it's okay to cheat at school.	56
115	It is important to think before you act.	56
116	Sometimes I think that life is not worth it.	56
117	At times I think I am no good at all.	57
118	All in all, I am inclined to think that I am a failure.	57
119	In the past year, have you felt depressed or sad MOST days, even if you felt okay sometimes?	57
120	It is all right to beat up people if they start the fight.	58
121	I think it is okay to take something without asking if you can get away with it.	58
122	Sometimes we don't know what we will do as adults, but we may have an idea. Please answer how true these statements may be for you. WHEN I AM AN ADULT I WILL: smoke cigarettes.	58
123	Sometimes we don't know what we will do as adults, but we may have an idea. Please answer how true these statements may be for you. WHEN I AM AN ADULT I WILL: drink beer, wine, or liquor.	59
124	Sometimes we don't know what we will do as adults, but we may have an idea. Please answer how true these statements may be for you. WHEN I AM AN ADULT I WILL: smoke marijuana.	59
125	Sometimes we don't know what we will do as adults, but we may have an idea. Please answer how true these statements may be for you. WHEN I AM AN ADULT I WILL: use LSD, cocaine, amphetamines or another illegal drug.	59
126	How much do you think people risk harming themselves (physically or in other ways) if they: smoked one or more packs of cigarettes per day?	60
127	How much do you think people risk harming themselves (physically or in other ways) if they: try marijuana once or twice?	60
128	How much do you think people risk harming themselves (physically or in other ways) if they: smoke marijuana regularly?	60
129	How much do you think people risk harming themselves (physically or in other ways) if they: take one or two drinks of an alcoholic beverage (beer, wine, liquor) nearly every day?	61
130	How much do you think people risk harming themselves (physically or in other ways) if they: have five or more drinks once or twice each weekend?	61
131	Have you ever used smokeless tobacco (chew, snuff, plug, dipping tobacco, or chewing tobacco)?	61
132	How often have you taken smokeless tobacco during the past 30 days?	62
133	Have you ever smoked cigarettes?	62
134	How frequently have you smoked cigarettes during the past 30 days?	62

135	Which statement best describes rules about smoking inside your home?	63
136	Which statement best describes rules about smoking in your family cars?	63
137	During this school year, were you taught in any of your classes about the dangers of tobacco use?	64
138	During the past 12 months, have you participated in any community activities to discourage people your age from using cigarettes, chewing tobacco, snuff, dip or cigars?	64
139	On how many occasions have you had alcoholic beverages (beer, wine or hard liquor) to drink in your lifetime - more than just a few sips?	64
140	On how many occasions have you had beer, wine or hard liquor to drink during the past 30 days?	65
141	On how many occasions have you used marijuana (grass, pot) or hashish (hash, hash oil) in your lifetime?	65
142	On how many occasions have you used marijuana (grass, pot) or hashish (hash, hash oil) during the past 30 days?	65
143	On how many occasions have you used LSD or other psychedelics in your lifetime?	66
144	On how many occasions have you used LSD or other psychedelics during the past 30 days?	66
145	On how many occasions have you used cocaine or crack in your lifetime?	66
146	On how many occasions have you used cocaine or crack during the past 30 days?	67
147	On how many occasions have you sniffed glue, breathed the contents of an aerosol spray can, or inhaled other gases or sprays, in order to get high in your lifetime?	67
148	On how many occasions have you sniffed glue, breathed the contents of an aerosol spray can, or inhaled other gases or sprays, in order to get high during the past 30 days?	68
149	On how many occasions have you used phenoxydine (pox, px, breeze) in your lifetime?	68
150	On how many occasions have you used phenoxydine (pox, px, breeze) during the past 30 days?	69
151	On how many occasions have you used sedatives (tranquilizers, such as Valium or Xanax, barbiturates, or sleeping pills) without a doctor telling you to take them, in your lifetime?	69
152	On how many occasions have you used sedatives (tranquilizers, such as Valium or Xanax, barbiturates, or sleeping pills) without a doctor telling you to take them, during the past 30 days?	70
153	On how many occasions have you used methamphetamines (meth, speed, crank, crystal meth) in your lifetime?	70

154	On how many occasions have you used methamphetamines (meth, speed, crank, crystal meth) in the past 30 days?	71
155	On how many occasions have you used stimulants, other than Methamphetamines (such as amphetamines, Ritalin or Dexedrine) without a doctor telling you to take them, in your lifetime?	71
156	On how many occasions have you used stimulants, other than Methamphetamines (such as amphetamines, Ritalin or Dexedrine) without a doctor telling you to take them, during the past 30 days?	72
157	On how many occasions have you used heroin or other opiates in your lifetime?	72
158	On how many occasions have you used heroin or other opiates during the past 30 days?	73
159	On how many occasions have you used MDMA ('X', 'E', or ecstasy) in your lifetime?	73
160	On how many occasions have you used MDMA ('X', 'E', or ecstasy) during the past 30 days?	73
161	On how many occasions have you taken prescription drugs (such as Valium, Xanax, Ritalin, Adderall, OxyContin, Darvocet, or sleeping pills) on your own-that is, without a doctor telling you to take them in your lifetime?	74
162	On how many occasions have you taken prescription drugs (such as Valium, Xanax, Ritalin, Adderall, OxyContin, Darvocet, or sleeping pills) on your own-that is, without a doctor telling you to take them during the past 30 days?	74
163	On how many occasions have you taken non-prescription medicines such as diet pills (for example, Dietac, Dexatrim or Prolamine), stay-awake pills (for example No-Doz, Vivarin, or Wake), or cough or cold medicines (robos, DXM, etc.) to get high in your lifetime?	75
164	On how many occasions have you taken non-prescription medicines such as diet pills (for example, Dietac, Dexatrim or Prolamine), stay-awake pills (for example No-Doz, Vivarin, or Wake), or cough or cold medicines (robos, DXM, etc.) to get high during the past 30 days?	75
165	On how many occasions have you been drunk or very high from drinking alcoholic beverages during the past 30 days?	76
166	On how many occasions have you drunk flavored alcoholic beverages, sometimes called 'alcopops' (like Mike's Hard Lemonade, Smirnoff Ice, Bacardi Breezers, etc.) in your lifetime?	76
167	On how many occasions have you drunk flavored alcoholic beverages, sometimes called 'alcopops' (like Mike's Hard Lemonade, Smirnoff Ice, Bacardi Breezers, etc.) during the past 30 days?	77
168	Think back over the last two weeks. How many times have you had five or more alcoholic drinks in a row?	77
169	During the past 30 days, how many times did you ride in a car or other vehicle driven by someone who had been drinking alcohol?	77

170	During the past 30 days, how many times did you drive a car or other vehicle when you had been drinking alcohol?	78
171	If you drank alcohol (not just a sip or taste) in the past year, how did you usually get it?	78
172	If you drank alcohol (not just a sip or taste) in the past year, where did you usually drink it?	79
173	During the last month, about how many marijuana cigarettes, or the equivalent, did you smoke a day, on the average?	79
174	How wrong would most adults (over 21) in your neighborhood think it is for kids your age: to use marijuana?	80
175	How wrong would most adults (over 21) in your neighborhood think it is for kids your age: to drink alcohol?	80
176	How wrong would most adults (over 21) in your neighborhood think it is for kids your age: to smoke cigarettes?	80
177	How much do each of the following statements describe your neighborhood? crime and/or drug selling	81
178	How much do each of the following statements describe your neighborhood? fights	81
179	How much do each of the following statements describe your neighborhood? lots of empty or abandoned buildings	81
180	How much do each of the following statements describe your neighborhood? lots of graffiti	82
181	If I had to move, I would miss the neighborhood I now live in.	82
182	My neighbors notice when I am doing a good job and let me know about it.	82
183	I like my neighborhood.	83
184	There are lots of adults in my neighborhood I could talk to about something important.	83
185	I'd like to get out of my neighborhood.	83
186	There are people in my neighborhood who are proud of me when I do something well.	84
187	There are people in my neighborhood who encourage me to do my best.	84
188	I feel safe in my neighborhood.	84
189	Which of the following activities for people your age are available in your community? sports teams?	85
190	Which of the following activities for people your age are available in your community? scouting?	85
191	Which of the following activities for people your age are available in your community? boys and girls clubs?	85
192	Which of the following activities for people your age are available in your community? 4-H clubs?	85
193	Which of the following activities for people your age are available in your community? service clubs?	86

194	If a kid smoked marijuana in your neighborhood would he or she be caught by the police?	86
195	If a kid drank some beer, wine or hard liquor (for example, vodka, whiskey, or gin) in your neighborhood would he or she be caught by the police?	86
196	If a kid carried a handgun in your neighborhood would he or she be caught by the police?	87
197	If you wanted to get some cigarettes, how easy would it be for you to get some?	87
198	If you wanted to get some beer, wine or hard liquor (for example, vodka, whiskey, or gin), how easy would it be for you to get some?	87
199	If you wanted to get a drug like cocaine, LSD, or amphetamines, how easy would it be for you to get some?	88
200	If you wanted to get a handgun, how easy would it be for you to get one?	88
201	If you wanted to get some marijuana, how easy would it be for you to get some?	88
202	During the past 12 months, have you participated in any alcohol prevention programs or seen any alcohol prevention messages in your school or community? Yes, a school-based program focused on preventing underage drinking and/or drinking and driving.	89
203	During the past 12 months, have you participated in any alcohol prevention programs or seen any alcohol prevention messages in your school or community? Yes, a community-based program focused on preventing underage drinking and/or drinking and driving (for example, through your church or temple or through youth groups like Boys and Girls Club or 4-H).	89
204	During the past 12 months, have you participated in any alcohol prevention programs or seen any alcohol prevention messages in your school or community? Yes, a media campaign addressing underage drinking and/or drinking and driving (for example, newspaper ads, posters, pamphlets, radio, TV).	89
205	During the past 12 months, have you participated in any alcohol prevention programs or seen any alcohol prevention messages in your school or community? No	89
206	How wrong do your parents feel it would be for YOU to: drink beer, wine or hard liquor (for example, vodka, whiskey or gin) regularly?	90
207	How wrong do your parents feel it would be for YOU to: smoke cigarettes?	90
208	How wrong do your parents feel it would be for YOU to: smoke marijuana?	90
209	How wrong do your parents feel it would be for YOU to: steal something worth more than \$5?	91

210	How wrong do your parents feel it would be for YOU to: draw graffiti, write things, or draw pictures on buildings or other property (without the owner's permission)?	91
211	How wrong do your parents feel it would be for YOU to: pick a fight with someone?	91
212	During the past 12 months, have you talked with at least one of your parents about the dangers of underage drinking and/or drinking and driving? By parents, we mean either your biological parents, adoptive parents, stepparents, or adult guardians - whether or not they live with you.	92
213	Have any of your brothers or sisters ever: drunk beer, wine or hard liquor (for example, vodka, whiskey or gin)?	92
214	Have any of your brothers or sisters ever: smoked marijuana?	92
215	Have any of your brothers or sisters ever: smoked cigarettes?	92
216	Have any of your brothers or sisters ever: taken a handgun to school?	93
217	Have any of your brothers or sisters ever: been suspended or expelled from school?	93
218	The rules in my family are clear.	93
219	People in my family often insult or yell at each other.	94
220	When I am not at home, one of my parents knows where I am and who I am with.	94
221	We argue about the same things in my family over and over.	94
222	If you drank some beer or wine or liquor (for example, vodka, whiskey, or gin) without your parents' permission, would you be caught by your parents?	95
223	My family has clear rules about alcohol and drug use.	95
224	If you carried a handgun without your parents' permission, would you be caught by your parents?	95
225	If you skipped school would you be caught by your parents?	96
226	Do you feel very close to your mother?	96
227	Do you share your thoughts and feelings with your mother?	96
228	My parents ask me what I think before most family decisions affecting me are made.	97
229	Do you share your thoughts and feelings with your father?	97
230	Do you enjoy spending time with your mother?	97
231	Do you enjoy spending time with your father?	98
232	If I had a personal problem, I could ask my mom or dad for help.	98
233	Do you feel very close to your father?	98
234	My parents give me lots of chances to do fun things with them.	99
235	My parents ask if I've gotten my homework done.	99
236	People in my family have serious arguments.	99
237	Would your parents know if you did not come home on time?	100
238	It is important to be honest with your parents, even if they become upset or you get punished.	100

239	My parents notice when I am doing a good job and let me know about it.	100
240	How often do your parents tell you they're proud of you for something you've done?	101
241	How many brothers and sisters, including stepbrothers and sisters, do you have that are younger than you?	101
242	How many brothers and sisters, including stepbrothers and sisters, do you have that are older than you?	101
243	Have you changed homes in the past year (the last 12 months)?	102
244	How many times have you changed homes since kindergarten?	102
245	Have you changed schools (including changing from elementary to middle and middle to high school) in the past year?	102
246	How many times have you changed schools since kindergarten (including changing from elementary to middle and middle to high school)?	103
247	Has anyone in your family ever had severe alcohol or drug problems?	103
248	About how many adults (over 21) have you known personally who in the past year have: used marijuana, crack, cocaine, or other drugs?	103
249	About how many adults (over 21) have you known personally who in the past year have: sold or dealt drugs?	104
250	About how many adults (over 21) have you known personally who in the past year have: done other things that could get them in trouble with the police, like stealing, selling stolen goods, mugging or assaulting others, etc.?	104
251	About how many adults (over 21) have you known personally who in the past year have: gotten drunk or high?	104
252	Have you seen or heard information about underage drinking in the past 12 months from the following sources? Radio	105
253	Have you seen or heard information about underage drinking in the past 12 months from the following sources? TV.	105
254	Have you seen or heard information about underage drinking in the past 12 months from the following sources? Print. This includes information on underage drinking you may have seen in the newspaper, on a billboard, in pamphlets, on stickers, etc.	105
255	Have you seen or heard information about underage drinking in the past 12 months from the following sources? Website or social media? (Facebook, Myspace, website, etc.)	105
256	The next questions ask about your opinions of the information you saw or heard. If you have seen or heard more than one ad, please think about your favorite ad when answering these questions. The information about underage drinking that I saw or heard was convincing.	106

257	The next questions ask about your opinions of the information you saw or heard. If you have seen or heard more than one ad, please think about your favorite ad when answering these questions. The information about underage drinking that I saw or heard grabbed my attention.	106
258	The next questions ask about your opinions of the information you saw or heard. If you have seen or heard more than one ad, please think about your favorite ad when answering these questions. The information about underage drinking that I saw or heard said something important to me.	106
259	The next questions ask about your opinions of the information you saw or heard. If you have seen or heard more than one ad, please think about your favorite ad when answering these questions. Seeing or hearing this information about underage drinking made me want to stop or decrease my drinking.	107
260	How honest were you in filling out this survey?	107

List of Figures

1	Grade Chart	12
2	Gender Chart	13
3	Age Chart	14
4	Ethnic Origin Chart	15

1 INTRODUCTION

This report was generated from data collected on the *2011 Arkansas Prevention Needs Assessment Student Survey*. This report contains basic frequency tables of all data collected and graphs on the selected demographic variables of grade, gender, age and ethnic origin. The graph on ethnic origin is represented as a bar chart rather than as a pie chart. This is because students were allowed to mark more than one response for ethnic origin as opposed to being allowed to mark only one response. The bars represent the percent of students who marked each of the ethnic categories.

Questions regarding the information found in this report can be directed to:

Pride Surveys

160 Vanderbilt Court
Bowling Green, KY 42103
1-800-279-6361
www.pridesurveys.com

Grade Chart

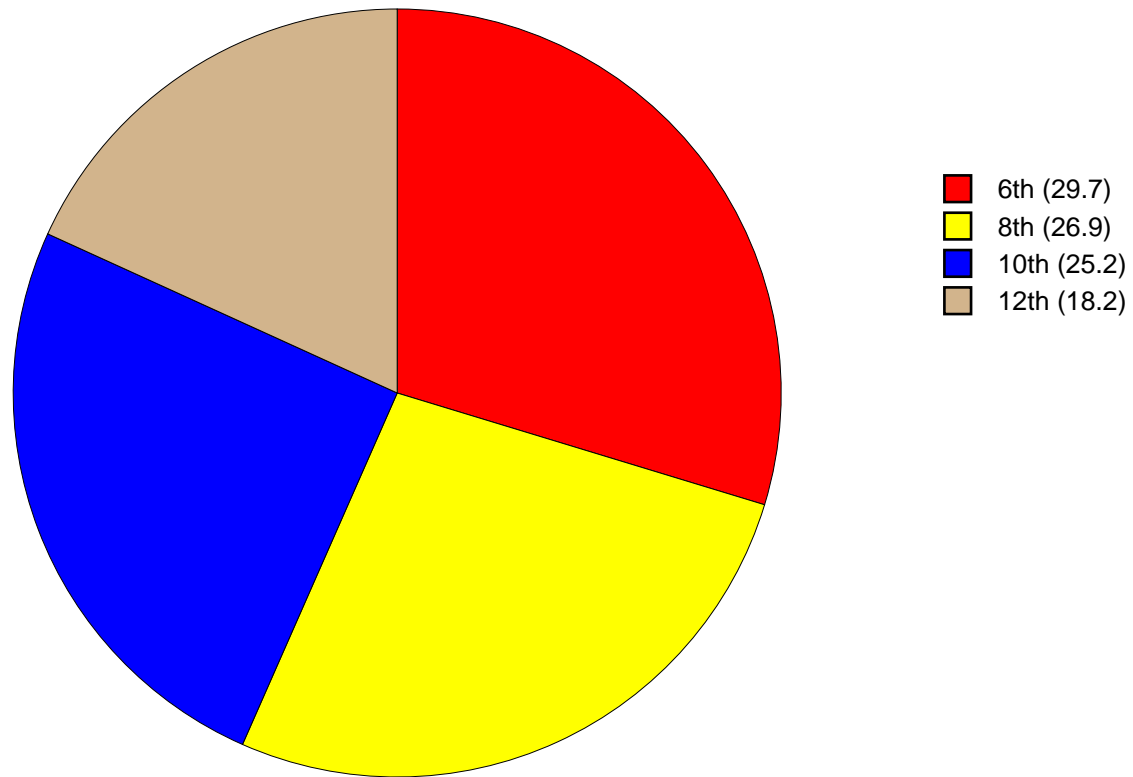


Figure 1: Grade Chart

Gender Chart

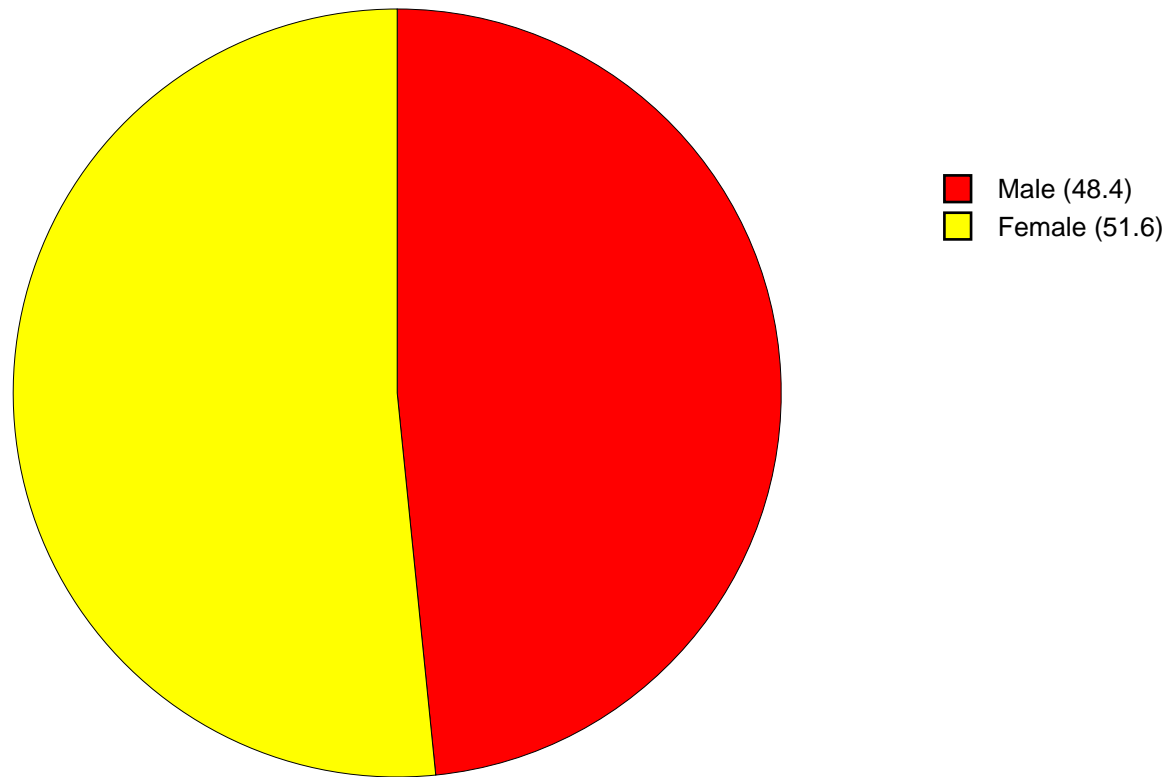


Figure 2: Gender Chart

Age Chart

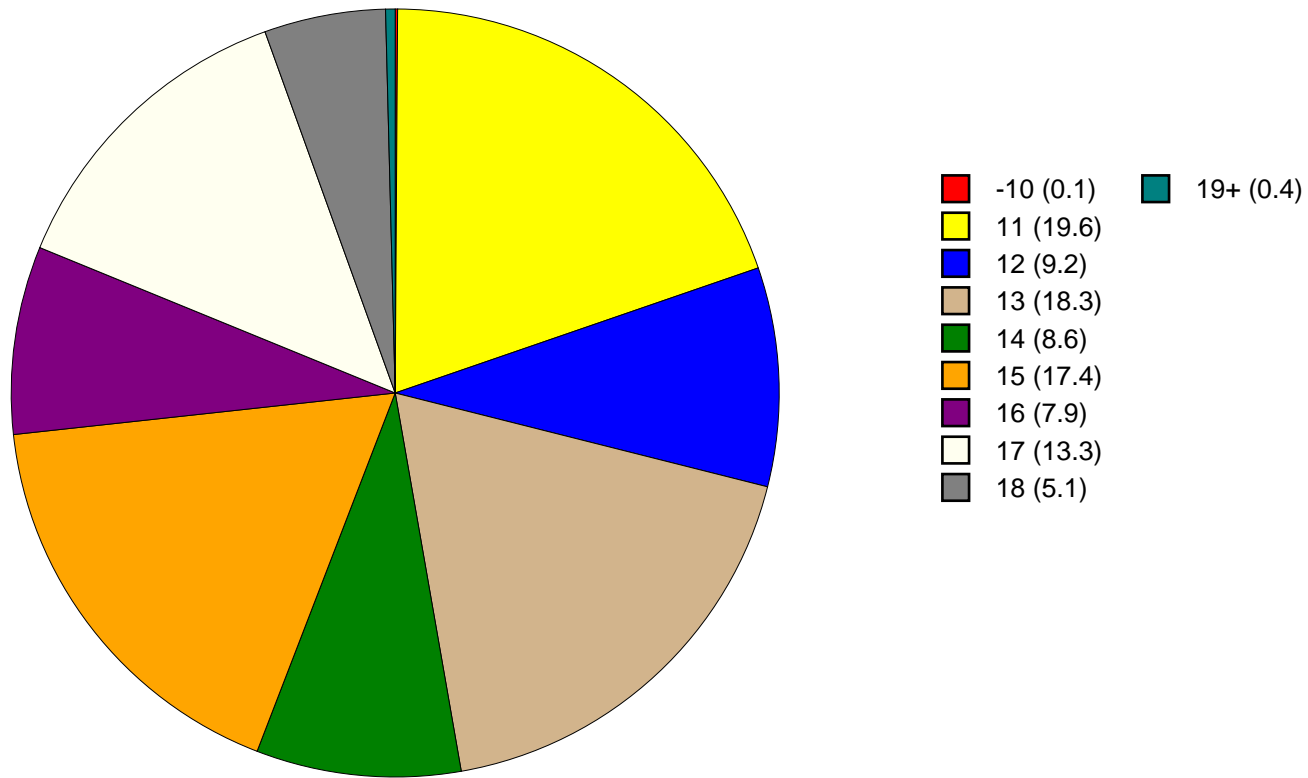


Figure 3: Age Chart

Ethnic Origin Chart

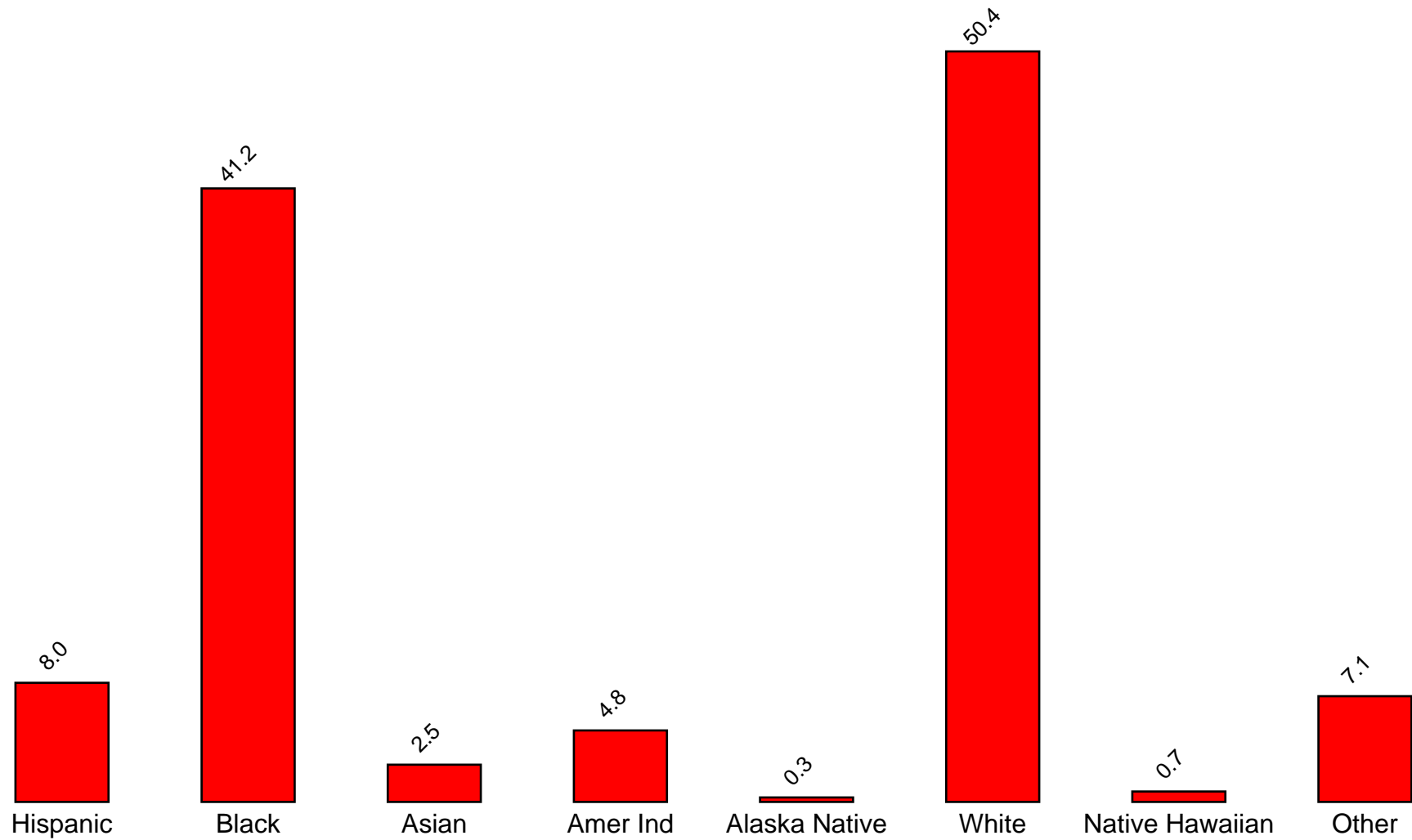


Figure 4: Ethnic Origin Chart

2 PERCENTAGE TABLES

The following tables contain frequency distribution detailing how your students responded to each question on the survey. The tables appear in the same order as the questions on the survey. The tables include breakdowns by grade level as well as overall percentages. The *N of Valid* row is a frequency count of the number of valid responses to each question for each grade and overall. The *N of Miss* row is a frequency count of the number of invalid (marked more than one response) or missing (i.e. did not respond) responses to each question for each grade and overall.

For the questions that allowed more than one response (i.e. race, live with, etc.) each response becomes a separate table. If a student did not mark the response, that was counted as a NO response, and if they did mark the response, that was counted as a YES response. Since a non response is a valid response for these questions, the *N of Miss* will always be zero for these questions.

Table 1: Sex



Response	6	8	10	12	Total	
Male	49.9	49.1	47.4	46.2	48.4	
Female	50.1	50.9	52.6	53.8	51.6	
N of Valid	3925	3559	3343	2409	13236	
N of Miss	52	43	26	28	149	

Table 2: Age











Response	6	8	10	12	Total	
10 or younger	0.3	0.0	0.0	0.0	0.1	
11	66.1	0.0	0.0	0.0	19.6	
12	30.7	0.4	0.0	0.0	9.2	
13	2.8	65.0	0.0	0.0	18.3	
14	0.1	31.7	0.4	0.0	8.6	
15	0.0	2.7	66.1	0.0	17.4	
16	0.0	0.2	30.7	0.8	7.9	
17	0.0	0.0	2.5	69.4	13.3	
18	0.0	0.0	0.2	27.6	5.1	
19 or older	0.0	0.0	0.0	2.2	0.4	
N of Valid	3962	3585	3361	2431	13339	
N of Miss	13	17	6	5	41	

Table 3: Are you Hispanic or Latino?



Response	6	8	10	12	Total	
No	92.0	91.7	92.2	92.3	92.0	
Yes	8.0	8.3	7.8	7.7	8.0	
N of Valid	3705	3504	3264	2382	12855	
N of Miss	271	98	105	56	530	

Table 4: What is your race? Black or African American



Response	6	8	10	12	Total	
No	57.7	55.9	59.9	63.5	58.8	
Yes	42.3	44.1	40.1	36.5	41.2	
N of Valid	3977	3604	3369	2438	13388	
N of Miss	0	0	0	0	0	

Table 5: What is your race? Asian



Response	6	8	10	12	Total	
No	98.6	97.2	97.1	96.5	97.5	
Yes	1.4	2.8	2.9	3.5	2.5	
N of Valid	3977	3604	3369	2438	13388	
N of Miss	0	0	0	0	0	

Table 6: What is your race? American Indian



Response	6	8	10	12	Total	
No	94.4	94.6	96.0	96.4	95.2	
Yes	5.6	5.4	4.0	3.6	4.8	
N of Valid	3977	3604	3369	2438	13388	
N of Miss	0	0	0	0	0	

Table 7: What is your race? Alaska Native



Response	6	8	10	12	Total	
No	99.8	99.7	99.5	99.5	99.7	
Yes	0.2	0.3	0.5	0.5	0.3	
N of Valid	3977	3604	3369	2438	13388	
N of Miss	0	0	0	0	0	

Table 8: What is your race? White



Response	6	8	10	12	Total	
No	52.6	51.2	47.8	44.5	49.6	
Yes	47.4	48.8	52.2	55.5	50.4	
N of Valid	3977	3604	3369	2438	13388	
N of Miss	0	0	0	0	0	

Table 9: What is your race? Native Hawaiian or Other Pacific Islander



Response	6	8	10	12	Total	
No	99.4	99.2	99.4	99.1	99.3	
Yes	0.6	0.8	0.6	0.9	0.7	
N of Valid	3977	3604	3369	2438	13388	
N of Miss	0	0	0	0	0	

Table 10: What is your race? Other



Response	6	8	10	12	Total	
No	91.8	93.1	93.0	94.2	92.9	
Yes	8.2	6.9	7.0	5.8	7.1	
N of Valid	3977	3604	3369	2438	13388	
N of Miss	0	0	0	0	0	

Table 11: What is the highest level of schooling completed by your mother or father?









Response	6	8	10	12	Total	
Completed grade school or less	3.0	2.4	1.4	1.1	2.1	
Some high school	3.4	4.7	8.5	12.0	6.7	
Completed high school	11.7	14.4	14.7	17.7	14.3	
Some college	12.3	15.6	18.5	20.5	16.3	
Completed college	23.7	24.5	25.6	26.5	24.9	
Graduate or professional school after college	10.9	13.9	17.1	16.2	14.3	
Don't know	33.3	23.0	12.7	5.0	20.1	
Does not apply	1.6	1.5	1.5	1.1	1.5	
N of Valid	3788	3523	3308	2407	13026	
N of Miss	127	45	27	14	213	

Table 12: Think of where you live most of the time. Which of the following people live there with you? Mother



Response	6	8	10	12	Total	
No	10.4	12.8	14.2	15.0	12.8	
Yes	89.6	87.2	85.8	85.0	87.2	
N of Valid	3977	3604	3369	2438	13388	
N of Miss	0	0	0	0	0	

Table 13: Think of where you live most of the time. Which of the following people live there with you? Stepmother



Response	6	8	10	12	Total	
No	95.5	95.1	94.2	94.5	94.9	
Yes	4.5	4.9	5.8	5.5	5.1	
N of Valid	3977	3604	3369	2438	13388	
N of Miss	0	0	0	0	0	

Table 14: Think of where you live most of the time. Which of the following people live there with you? Foster Mother



Response	6	8	10	12	Total	
No	99.5	99.6	99.5	99.6	99.5	
Yes	0.5	0.4	0.5	0.4	0.5	
N of Valid	3977	3604	3369	2438	13388	
N of Miss	0	0	0	0	0	

Table 15: Think of where you live most of the time. Which of the following people live there with you? Grandmother



Response	6	8	10	12	Total	
No	88.6	89.3	90.2	92.2	89.8	
Yes	11.4	10.7	9.8	7.8	10.2	
N of Valid	3977	3604	3369	2438	13388	
N of Miss	0	0	0	0	0	

Table 16: Think of where you live most of the time. Which of the following people live there with you? Aunt



Response	6	8	10	12	Total	
No	94.5	95.8	96.0	97.5	95.8	
Yes	5.5	4.2	4.0	2.5	4.2	
N of Valid	3977	3604	3369	2438	13388	
N of Miss	0	0	0	0	0	

Table 17: Think of where you live most of the time. Which of the following people live there with you? Father



Response	6	8	10	12	Total	
No	48.1	51.2	50.9	50.2	50.0	
Yes	51.9	48.8	49.1	49.8	50.0	
N of Valid	3977	3604	3369	2438	13388	
N of Miss	0	0	0	0	0	

Table 18: Think of where you live most of the time. Which of the following people live there with you? Stepfather



Response	6	8	10	12	Total	
No	85.1	82.4	83.9	85.9	84.2	
Yes	14.9	17.6	16.1	14.1	15.8	
N of Valid	3977	3604	3369	2438	13388	
N of Miss	0	0	0	0	0	

Table 19: Think of where you live most of the time. Which of the following people live there with you? Foster Father



Response	6	8	10	12	Total	
No	99.7	99.7	99.7	99.7	99.7	
Yes	0.3	0.3	0.3	0.3	0.3	
N of Valid	3977	3604	3369	2438	13388	
N of Miss	0	0	0	0	0	

Table 20: Think of where you live most of the time. Which of the following people live there with you? Grandfather



Response	6	8	10	12	Total	
No	94.6	95.2	95.2	96.6	95.3	
Yes	5.4	4.8	4.8	3.4	4.7	
N of Valid	3977	3604	3369	2438	13388	
N of Miss	0	0	0	0	0	

Table 21: Think of where you live most of the time. Which of the following people live there with you? Uncle



Response	6	8	10	12	Total	
No	95.0	96.0	96.8	97.5	96.2	
Yes	5.0	4.0	3.2	2.5	3.8	
N of Valid	3977	3604	3369	2438	13388	
N of Miss	0	0	0	0	0	

Table 22: Think of where you live most of the time. Which of the following people live there with you? Other Adults



Response	6	8	10	12	Total	
No	97.9	98.0	97.8	97.5	97.8	
Yes	2.1	2.0	2.2	2.5	2.2	
N of Valid	3977	3604	3369	2438	13388	
N of Miss	0	0	0	0	0	

Table 23: Think of where you live most of the time. Which of the following people live there with you? Brother(s)



Response	6	8	10	12	Total	
No	53.8	53.1	58.0	60.4	55.8	
Yes	46.2	46.9	42.0	39.6	44.2	
N of Valid	3977	3604	3369	2438	13388	
N of Miss	0	0	0	0	0	

Table 24: Think of where you live most of the time. Which of the following people live there with you? Stepbrother(s)



Response	6	8	10	12	Total	
No	95.1	95.7	95.9	97.0	95.8	
Yes	4.9	4.3	4.1	3.0	4.2	
N of Valid	3977	3604	3369	2438	13388	
N of Miss	0	0	0	0	0	

Table 25: Think of where you live most of the time. Which of the following people live there with you? Sister(s)



Response	6	8	10	12	Total	
No	53.9	56.0	58.7	61.9	57.1	
Yes	46.1	44.0	41.3	38.1	42.9	
N of Valid	3977	3604	3369	2438	13388	
N of Miss	0	0	0	0	0	

Table 26: Think of where you live most of the time. Which of the following people live there with you? Stepsister(s)

Response	6	8	10	12	Total	
No	96.1	96.5	96.5	97.0	96.5	
Yes	3.9	3.5	3.5	3.0	3.5	
N of Valid	3977	3604	3369	2438	13388	
N of Miss	0	0	0	0	0	

Table 27: Think of where you live most of the time. Which of the following people live there with you? Other Children

Response	6	8	10	12	Total	
No	95.8	95.5	94.9	94.5	95.3	
Yes	4.2	4.5	5.1	5.5	4.7	
N of Valid	3977	3604	3369	2438	13388	
N of Miss	0	0	0	0	0	

Table 28: In my school, students have lots of chances to help decide things like class activities and rules.

Response	6	8	10	12	Total	
NO!	16.5	18.8	18.3	22.7	18.7	
no	34.0	38.4	37.9	35.5	36.4	
yes	38.9	36.5	35.5	33.1	36.3	
YES!	10.5	6.3	8.3	8.7	8.5	
N of Valid	3877	3552	3333	2416	13178	
N of Miss	96	52	36	21	205	

Table 29: Teachers ask me to work on special classroom projects.

Response	6	8	10	12	Total	
NO!	9.9	10.6	10.6	10.5	10.4	
no	34.1	38.0	43.7	39.1	38.5	
yes	40.5	41.1	38.8	43.0	40.7	
YES!	15.5	10.3	7.0	7.4	10.4	
N of Valid	3889	3552	3332	2421	13194	
N of Miss	83	51	36	16	186	

Table 30: My teacher(s) notices when I am doing a good job and lets me know about it.

Response	6	8	10	12	Total	
NO!	4.5	7.3	7.6	7.7	6.6	
no	13.2	19.9	24.1	22.2	19.4	
yes	45.1	45.9	49.4	52.0	47.7	
YES!	37.2	26.9	18.8	18.1	26.3	
N of Valid	3906	3541	3315	2415	13177	
N of Miss	70	61	51	23	205	

Table 31: There are lots of chances for students in my school to get involved in sports, clubs, and other school activities outside of class.

Response	6	8	10	12	Total	
NO!	7.1	3.1	2.4	3.2	4.1	
no	12.4	7.6	4.8	5.6	7.9	
yes	36.3	39.5	34.7	35.6	36.6	
YES!	44.3	49.8	58.1	55.7	51.3	
N of Valid	3898	3549	3324	2409	13180	
N of Miss	73	55	45	29	202	

Table 32: There are lots of chances for students in my school to talk with a teacher one-on-one.

Response	6	8	10	12	Total	
NO!	4.9	5.3	5.6	6.1	5.4	
no	15.1	21.1	22.8	19.6	19.5	
yes	44.9	49.4	50.9	52.5	49.0	
YES!	35.2	24.2	20.7	21.8	26.1	
N of Valid	3886	3539	3315	2413	13153	
N of Miss	85	62	54	25	226	

Table 33: I feel safe at my school.

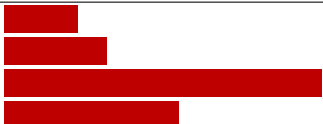
Response	6	8	10	12	Total	
NO!	6.8	11.5	9.6	10.9	9.5	
no	12.1	15.5	16.2	13.5	14.3	
yes	40.8	50.9	56.1	54.7	49.9	
YES!	40.3	22.1	18.1	20.9	26.3	
N of Valid	3909	3539	3295	2405	13148	
N of Miss	61	62	71	32	226	

Table 34: The school lets my parents know when I have done something well.


Response	6	8	10	12	Total	
NO!	13.6	20.5	25.3	29.6	21.3	
no	31.4	42.7	46.8	44.4	40.7	
yes	34.4	27.2	21.8	20.9	26.8	
YES!	20.6	9.6	6.2	5.0	11.1	
N of Valid	3869	3529	3297	2406	13101	
N of Miss	104	71	71	32	278	

Table 35: My teachers praise me when I work hard in school.


Response	6	8	10	12	Total	
NO!	12.0	15.2	16.4	15.9	14.7	
no	27.4	36.7	39.2	37.5	34.7	
yes	41.0	37.1	37.4	38.8	38.6	
YES!	19.6	11.0	7.0	7.7	11.9	
N of Valid	3844	3515	3290	2405	13054	
N of Miss	126	88	77	33	324	

Table 36: Are your school grades better than the grades of most students in your class?

Response	6	8	10	12	Total	
NO!	6.6	7.4	6.1	4.4	6.3	
no	28.2	27.6	29.5	24.2	27.6	
yes	45.2	47.6	47.4	50.9	47.5	
YES!	19.9	17.4	17.0	20.6	18.6	
N of Valid	3835	3533	3290	2408	13066	
N of Miss	132	68	76	29	305	

Table 37: I have lots of chances to be part of class discussions or activities.

Response	6	8	10	12	Total	
NO!	4.6	4.2	3.6	3.9	4.1	
no	13.6	14.8	13.1	11.8	13.4	
yes	45.4	54.6	59.3	60.5	54.2	
YES!	36.3	26.4	24.0	23.8	28.3	
N of Valid	3895	3549	3307	2412	13163	
N of Miss	78	55	61	25	219	

Table 38: Now thinking back over the past year in school, how often did you: enjoy being in school?

Response	6	8	10	12	Total	
Never	6.5	7.8	6.2	6.9	6.8	
Seldom	5.4	9.3	11.2	12.2	9.2	
Sometimes	36.2	43.0	41.8	42.3	40.6	
Often	24.2	25.1	29.1	28.7	26.5	
Almost always	27.7	14.9	11.7	9.9	17.0	
N of Valid	3883	3560	3301	2400	13144	
N of Miss	82	41	67	37	227	

Table 39: Now thinking back over the past year in school, how often did you: hate being in school?






Response	6	8	10	12	Total	
Never	24.9	9.8	6.2	6.7	12.8	
Seldom	23.2	24.8	26.2	24.6	24.6	
Sometimes	33.4	37.8	40.4	38.7	37.3	
Often	9.8	17.0	18.6	21.1	16.0	
Almost always	8.8	10.7	8.5	8.9	9.3	
N of Valid	3834	3538	3289	2395	13056	
N of Miss	130	61	77	43	311	

Table 40: Now thinking back over the past year in school, how often did you: try to do your best work in school?






Response	6	8	10	12	Total	
Never	0.3	0.7	0.7	0.8	0.6	
Seldom	0.9	1.9	2.6	3.3	2.0	
Sometimes	5.6	11.8	16.0	18.3	12.2	
Often	18.9	30.5	35.2	34.4	29.0	
Almost always	74.3	55.1	45.5	43.2	56.1	
N of Valid	3828	3529	3286	2391	13034	
N of Miss	147	73	81	47	348	

Table 41: How often do you feel that the school work you are assigned is meaningful and important?






Response	6	8	10	12	Total	
Never	4.7	5.4	6.9	5.5	5.6	
Seldom	6.7	14.6	19.6	22.3	15.0	
Sometimes	21.9	31.4	37.4	38.4	31.4	
Often	31.2	29.8	25.6	24.1	28.1	
Almost always	35.5	18.7	10.5	9.6	19.9	
N of Valid	3829	3530	3273	2396	13028	
N of Miss	147	73	94	42	356	

Table 42: Putting them all together, what were your grades like last year?

Response	6	8	10	12	Total	
Mostly F's	1.2	1.1	1.3	1.1	1.2	
Mostly D's	2.3	4.9	4.9	4.1	4.0	
Mostly C's	13.0	22.0	26.2	26.5	21.3	
Mostly B's	35.2	40.8	40.1	40.1	38.9	
Mostly A's	48.3	31.2	27.5	28.3	34.7	
N of Valid	3691	3429	3209	2367	12696	
N of Miss	36	45	67	35	183	

Table 43: How important do you think the things you are learning in school are going to be for your later life?

Response	6	8	10	12	Total	
Very important	62.2	40.4	23.5	17.9	38.6	
Quite important	22.2	26.6	27.8	25.4	25.4	
Fairly important	10.4	21.9	29.8	32.3	22.4	
Slightly important	4.2	8.9	15.6	20.5	11.3	
Not at all important	1.0	2.2	3.3	3.9	2.4	
N of Valid	3923	3557	3290	2393	13163	
N of Miss	54	46	77	45	222	

Table 44: How interesting are most of your courses to you?

Response	6	8	10	12	Total	
Very interesting and stimulating	22.8	13.2	8.8	9.0	14.1	
Quite interesting	36.9	26.6	25.5	25.6	29.2	
Fairly interesting	26.2	36.5	40.8	41.0	35.3	
Slightly dull	9.7	16.7	18.3	17.3	15.1	
Very dull	4.5	7.0	6.6	7.1	6.2	
N of Valid	3866	3541	3293	2394	13094	
N of Miss	109	63	76	42	290	

Table 45: During the LAST FOUR WEEKS how many whole days of school have you missed because you skipped or 'cut'?








Response	6	8	10	12	Total	
None	77.9	77.1	76.4	62.4	74.5	
1	8.7	8.0	8.2	12.4	9.0	
2	5.0	5.3	5.6	9.1	6.0	
3	3.8	4.0	3.5	7.1	4.4	
4-5	3.4	3.8	3.7	5.5	3.9	
6-10	1.0	0.9	1.4	2.3	1.3	
11 or more	0.4	0.9	1.2	1.3	0.9	
N of Valid	3901	3540	3295	2397	13133	
N of Miss	75	61	74	41	251	

Table 46: What are the chances you would be seen as cool if you: smoked cigarettes?






Response	6	8	10	12	Total	
No or very little chance	88.5	69.6	61.7	58.1	71.1	
Little chance	5.5	13.7	17.9	19.6	13.4	
Some chance	2.7	9.2	12.4	13.4	8.8	
Pretty good chance	1.9	5.0	5.2	5.8	4.3	
Very good chance	1.4	2.5	2.9	3.1	2.4	
N of Valid	3806	3532	3264	2384	12986	
N of Miss	147	59	96	50	352	

Table 47: What are the chances you would be seen as cool if you: worked hard at school?






Response	6	8	10	12	Total	
No or very little chance	5.3	9.7	9.6	10.4	8.5	
Little chance	6.0	14.5	15.1	16.1	12.4	
Some chance	14.6	23.3	26.1	28.2	22.3	
Pretty good chance	23.3	24.4	27.8	25.1	25.1	
Very good chance	50.8	28.2	21.3	20.1	31.7	
N of Valid	3854	3522	3266	2386	13028	
N of Miss	115	77	101	51	344	

Table 48: What are the chances you would be seen as cool if you: began drinking alcoholic beverages regularly, that is, at least once or twice a month?






Response	6	8	10	12	Total	
No or very little chance	86.6	62.1	45.8	37.8	60.7	
Little chance	6.3	15.3	17.5	16.3	13.4	
Some chance	3.8	10.6	17.9	18.9	12.0	
Pretty good chance	1.7	8.5	12.4	17.3	9.1	
Very good chance	1.6	3.5	6.5	9.6	4.8	
N of Valid	3809	3526	3260	2383	12978	
N of Miss	159	72	106	54	391	

Table 49: What are the chances you would be seen as cool if you: defended someone who was being verbally abused at school?






Response	6	8	10	12	Total	
No or very little chance	18.1	15.3	12.7	11.7	14.8	
Little chance	8.8	14.4	16.3	15.6	13.5	
Some chance	16.9	22.7	26.7	28.4	23.0	
Pretty good chance	21.7	24.2	25.2	26.8	24.2	
Very good chance	34.6	23.3	19.1	17.5	24.5	
N of Valid	3804	3519	3262	2380	12965	
N of Miss	166	83	104	57	410	

Table 50: What are the chances you would be seen as cool if you: smoked marijuana?






Response	6	8	10	12	Total	
No or very little chance	91.8	64.4	46.0	38.4	63.0	
Little chance	3.0	9.9	12.5	14.2	9.3	
Some chance	1.6	7.7	14.4	16.3	9.2	
Pretty good chance	1.6	8.3	12.7	14.3	8.6	
Very good chance	2.0	9.8	14.5	16.8	10.0	
N of Valid	3794	3532	3259	2381	12966	
N of Miss	182	70	109	55	416	

Table 51: What are the chances you would be seen as cool if you: carried a handgun?






Response	6	8	10	12	Total	
No or very little chance	84.4	72.3	71.0	71.4	75.3	
Little chance	6.8	11.1	12.5	13.1	10.6	
Some chance	3.7	6.4	7.6	7.1	6.1	
Pretty good chance	1.9	4.8	3.9	4.1	3.6	
Very good chance	3.2	5.4	4.9	4.3	4.4	
N of Valid	3773	3506	3257	2379	12915	
N of Miss	192	85	111	58	446	

Table 52: What are the chances you would be seen as cool if you: regularly volunteered to do community service?






Response	6	8	10	12	Total	
No or very little chance	23.4	32.3	24.5	21.3	25.7	
Little chance	14.2	20.6	23.4	22.2	19.7	
Some chance	20.1	21.9	25.1	27.2	23.2	
Pretty good chance	17.8	14.0	16.6	17.0	16.3	
Very good chance	24.5	11.2	10.5	12.4	15.1	
N of Valid	3788	3515	3262	2382	12947	
N of Miss	186	89	105	56	436	

Table 53: Think of your four best friends (the friends you feel closest to). In the past year (12 months), how many of your best friends have: participated in clubs, organizations or activities at school?






Response	6	8	10	12	Total	
0	14.5	13.4	11.7	11.7	13.0	
1	11.4	11.0	11.8	11.0	11.3	
2	17.4	18.3	19.2	18.9	18.4	
3	16.5	16.9	17.4	16.7	16.9	
4	40.2	40.4	39.9	41.6	40.4	
N of Valid	3799	3506	3241	2375	12921	
N of Miss	166	93	126	62	447	

Table 54: Think of your four best friends (the friends you feel closest to). In the past year (12 months), how many of your best friends have: smoked cigarettes?






Response	6	8	10	12	Total	
0	92.0	73.2	61.7	51.3	71.8	
1	4.4	13.1	15.5	18.0	12.0	
2	1.8	6.1	8.9	11.9	6.6	
3	0.7	3.5	5.8	7.3	4.0	
4	1.1	4.1	8.1	11.6	5.6	
N of Valid	3789	3496	3231	2369	12885	
N of Miss	183	98	133	67	481	

Table 55: Think of your four best friends (the friends you feel closest to). In the past year (12 months), how many of your best friends have: tried beer, wine or hard liquor (for example, vodka, whiskey, or gin) when their parents didn't know about it?






Response	6	8	10	12	Total	
0	85.6	57.1	37.6	25.5	54.8	
1	7.6	15.2	16.6	13.8	13.1	
2	3.2	10.3	14.8	15.6	10.3	
3	1.5	6.6	9.9	12.6	7.0	
4	2.2	10.9	21.1	32.4	14.8	
N of Valid	3800	3500	3239	2364	12903	
N of Miss	168	96	128	73	465	

Table 56: Think of your four best friends (the friends you feel closest to). In the past year (12 months), how many of your best friends have: made a commitment to stay drug-free?






Response	6	8	10	12	Total	
0	10.2	23.9	31.8	38.6	24.6	
1	5.5	10.2	14.6	17.3	11.2	
2	5.7	9.9	11.8	12.1	9.6	
3	8.8	10.6	11.1	9.2	9.9	
4	69.7	45.4	30.8	22.8	44.8	
N of Valid	3805	3490	3229	2363	12887	
N of Miss	163	103	137	73	476	

Table 57: Think of your four best friends (the friends you feel closest to). In the past year (12 months), how many of your best friends have: used marijuana?


Response	6	8	10	12	Total	
0	95.0	70.8	49.7	38.3	66.6	
1	2.7	10.4	15.8	16.4	10.6	
2	0.7	6.6	11.0	14.0	7.3	
3	0.6	4.9	8.1	11.6	5.7	
4	1.0	7.4	15.3	19.7	9.8	
N of Valid	3752	3494	3220	2370	12836	
N of Miss	198	103	140	68	509	

Table 58: Think of your four best friends (the friends you feel closest to). In the past year (12 months), how many of your best friends have: tried to do well in school?


Response	6	8	10	12	Total	
0	2.8	4.1	3.6	4.1	3.6	
1	3.5	4.3	5.1	5.6	4.5	
2	6.4	9.8	12.7	12.0	9.9	
3	14.8	19.5	19.5	20.4	18.3	
4	72.5	62.4	59.1	58.0	63.7	
N of Valid	3782	3482	3227	2365	12856	
N of Miss	184	114	139	72	509	

Table 59: Think of your four best friends (the friends you feel closest to). In the past year (12 months), how many of your best friends have: used LSD, cocaine, amphetamines, or other illegal drugs?


Response	6	8	10	12	Total	
0	96.9	89.6	84.5	83.1	89.2	
1	1.7	5.0	7.4	8.1	5.2	
2	0.4	2.5	3.5	4.1	2.4	
3	0.3	1.2	1.8	1.4	1.1	
4	0.6	1.7	2.9	3.4	2.0	
N of Valid	3785	3494	3230	2372	12881	
N of Miss	186	105	135	64	490	

Table 60: Think of your four best friends (the friends you feel closest to). In the past year (12 months), how many of your best friends have: been suspended from school?






Response	6	8	10	12	Total	
0	54.0	45.6	53.3	63.7	53.3	
1	20.3	18.4	17.2	15.7	18.2	
2	11.8	13.9	12.6	9.0	12.0	
3	4.8	8.3	6.4	4.2	6.0	
4	9.1	13.9	10.4	7.5	10.4	
N of Valid	3769	3491	3237	2368	12865	
N of Miss	185	104	129	66	484	

Table 61: Think of your four best friends (the friends you feel closest to). In the past year (12 months), how many of your best friends have: liked school?






Response	6	8	10	12	Total	
0	13.8	24.2	25.3	24.4	21.5	
1	10.5	14.5	12.8	14.1	12.8	
2	18.4	20.9	22.9	22.7	21.0	
3	22.1	17.2	18.4	18.9	19.2	
4	35.2	23.2	20.8	19.9	25.5	
N of Valid	3779	3485	3237	2369	12870	
N of Miss	183	112	132	68	495	

Table 62: Think of your four best friends (the friends you feel closest to). In the past year (12 months), how many of your best friends have: carried a handgun?






Response	6	8	10	12	Total	
0	93.9	90.9	89.3	90.3	91.3	
1	2.9	4.2	5.2	4.6	4.1	
2	1.3	1.8	2.3	2.4	1.9	
3	0.7	1.1	1.2	0.9	1.0	
4	1.2	1.9	2.1	1.8	1.7	
N of Valid	3801	3496	3229	2373	12899	
N of Miss	175	106	138	65	484	

Table 63: Think of your four best friends (the friends you feel closest to). In the past year (12 months), how many of your best friends have: sold illegal drugs?






Response	6	8	10	12	Total	
0	97.5	87.3	79.1	75.9	86.1	
1	1.2	6.2	9.3	11.0	6.4	
2	0.5	3.1	4.8	7.2	3.5	
3	0.3	1.2	2.3	2.2	1.4	
4	0.5	2.2	4.5	3.7	2.5	
N of Valid	3767	3478	3219	2369	12833	
N of Miss	206	121	146	69	542	

Table 64: Think of your four best friends (the friends you feel closest to). In the past year (12 months), how many of your best friends have: regularly attended religious services?






Response	6	8	10	12	Total	
0	29.5	21.6	16.8	19.7	22.3	
1	10.0	12.2	14.4	17.2	13.1	
2	12.8	16.4	21.8	23.0	18.0	
3	14.9	17.4	19.4	19.1	17.5	
4	32.8	32.4	27.7	21.1	29.2	
N of Valid	3678	3451	3226	2366	12721	
N of Miss	290	141	140	70	641	

Table 65: Think of your four best friends (the friends you feel closest to). In the past year (12 months), how many of your best friends have: stolen or tried to steal a motor vehicle such as a car or motorcycle?






Response	6	8	10	12	Total	
0	96.2	93.1	91.1	93.5	93.6	
1	2.2	3.6	4.3	3.5	3.3	
2	0.7	1.6	2.2	1.3	1.4	
3	0.4	0.6	0.9	0.8	0.7	
4	0.6	1.1	1.4	1.0	1.0	
N of Valid	3802	3501	3234	2370	12907	
N of Miss	175	103	135	67	480	

Table 66: Think of your four best friends (the friends you feel closest to). In the past year (12 months), how many of your best friends have: been arrested?






Response	6	8	10	12	Total	
0	91.7	82.0	78.1	77.8	83.1	
1	5.6	9.4	11.6	12.3	9.4	
2	1.3	4.6	5.0	4.6	3.7	
3	0.6	1.7	2.3	2.5	1.7	
4	0.8	2.2	3.0	2.7	2.1	
N of Valid	3800	3494	3233	2369	12896	
N of Miss	176	109	135	68	488	

Table 67: Think of your four best friends (the friends you feel closest to). In the past year (12 months), how many of your best friends have: dropped out of school?






Response	6	8	10	12	Total	
0	94.4	94.0	90.1	85.7	91.6	
1	3.6	3.7	5.7	8.9	5.1	
2	0.9	1.1	2.5	2.9	1.7	
3	0.3	0.6	0.8	1.1	0.6	
4	0.8	0.7	1.0	1.3	0.9	
N of Valid	3797	3494	3234	2371	12896	
N of Miss	179	109	135	66	489	

Table 68: Think of your four best friends (the friends you feel closest to). In the past year (12 months), how many of your best friends have: been members of a gang?






Response	6	8	10	12	Total	
0	86.1	74.1	75.5	79.9	79.1	
1	5.6	9.1	8.0	6.7	7.4	
2	2.5	5.2	5.6	3.9	4.3	
3	1.6	3.1	2.7	2.8	2.5	
4	4.2	8.5	8.1	6.7	6.8	
N of Valid	3802	3490	3230	2368	12890	
N of Miss	171	113	137	69	490	

Table 69: How old were you when you first: smoked marijuana?










Response	6	8	10	12	Total	
Never	98.7	85.9	70.2	55.1	80.1	
10 or younger	0.5	2.0	2.6	2.4	1.8	
11	0.4	2.1	1.7	1.8	1.4	
12	0.3	3.7	2.9	3.0	2.4	
13	0.0	5.3	5.4	4.7	3.6	
14	0.0	1.0	8.4	6.9	3.6	
15	0.0	0.0	7.7	8.5	3.5	
16	0.0	0.0	1.1	11.1	2.3	
17 or older	0.1	0.1	0.0	6.5	1.2	
N of Valid	3856	3504	3250	2377	12987	
N of Miss	113	93	117	61	384	

Table 70: How old were you when you first: smoked a cigarette, even just a puff?










Response	6	8	10	12	Total	
Never	92.7	76.9	67.7	57.0	75.6	
10 or younger	5.0	8.9	8.1	8.3	7.4	
11	1.5	4.1	3.1	2.7	2.8	
12	0.7	4.8	4.0	4.1	3.3	
13	0.0	4.3	5.4	4.6	3.4	
14	0.0	0.8	6.0	6.9	3.0	
15	0.0	0.1	4.8	5.8	2.3	
16	0.0	0.0	0.8	5.9	1.3	
17 or older	0.1	0.1	0.1	4.8	1.0	
N of Valid	3838	3498	3243	2374	12953	
N of Miss	133	102	124	62	421	

Table 71: How old were you when you first: had more than a sip or two of beer, wine or hard liquor (for example, vodka, whiskey, or gin)?

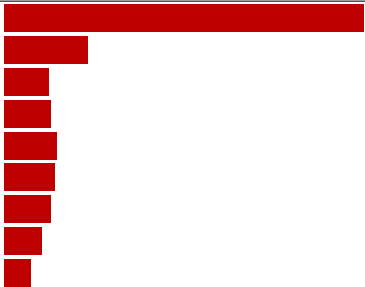
Response	6	8	10	12	Total	
Never	82.3	59.8	43.3	29.5	56.8	
10 or younger	11.9	13.3	10.0	9.3	11.3	
11	4.3	6.6	4.8	2.7	4.7	
12	1.2	8.3	6.2	4.8	5.1	
13	0.1	9.9	9.1	5.9	6.1	
14	0.0	2.0	13.2	10.0	5.7	
15	0.0	0.1	11.0	12.7	5.1	
16	0.0	0.0	2.3	15.7	3.5	
17 or older	0.1	0.1	0.1	9.3	1.8	
N of Valid	3824	3494	3240	2364	12922	
N of Miss	142	104	126	72	444	

Table 72: How old were you when you first: began drinking alcoholic beverages regularly, that is, at least once or twice a month?


Response	6	8	10	12	Total	
Never	98.3	91.5	80.4	68.3	86.5	
10 or younger	0.8	1.4	1.0	0.7	1.0	
11	0.5	1.1	0.6	0.5	0.7	
12	0.3	1.3	1.3	1.4	1.0	
13	0.0	3.6	2.8	1.6	2.0	
14	0.0	0.8	5.6	3.0	2.2	
15	0.0	0.2	6.4	5.9	2.7	
16	0.0	0.0	1.6	9.5	2.1	
17 or older	0.1	0.0	0.2	9.1	1.8	
N of Valid	3845	3505	3240	2362	12952	
N of Miss	132	97	128	76	433	

Table 73: How old were you when you first: used phenoxydine (pox, px, breeze)?


Response	6	8	10	12	Total	
Never	100.0	100.0	100.0	100.0	100.0	
10 or younger	0.0	0.0	0.0	0.0	0.0	
11	0.0	0.0	0.0	0.0	0.0	
12	0.0	0.0	0.0	0.0	0.0	
13	0.0	0.0	0.0	0.0	0.0	
14	0.0	0.0	0.0	0.0	0.0	
15	0.0	0.0	0.0	0.0	0.0	
16	0.0	0.0	0.0	0.0	0.0	
17 or older	0.0	0.0	0.0	0.0	0.0	
N of Valid	3752	3487	3232	2357	12828	
N of Miss	218	110	130	74	532	

Table 74: How old were you when you first: got suspended from school?










Response	6	8	10	12	Total	
Never	76.0	64.2	63.3	64.1	67.5	
10 or younger	15.9	14.1	12.0	8.7	13.1	
11	6.0	6.4	4.0	3.4	5.1	
12	1.7	7.7	5.5	4.0	4.7	
13	0.2	6.4	5.8	5.5	4.3	
14	0.1	1.1	5.2	4.3	2.4	
15	0.1	0.1	3.4	3.9	1.6	
16	0.0	0.0	0.8	4.2	1.0	
17 or older	0.0	0.0	0.0	1.9	0.4	
N of Valid	3821	3475	3227	2356	12879	
N of Miss	127	106	131	77	441	

Table 75: How old were you when you first: got arrested?










Response	6	8	10	12	Total	
Never	98.3	93.3	90.2	88.3	93.1	
10 or younger	0.7	1.1	0.8	0.5	0.8	
11	0.7	0.9	0.5	0.5	0.7	
12	0.2	1.4	1.2	1.3	1.0	
13	0.1	2.5	1.7	1.0	1.3	
14	0.0	0.7	2.2	1.7	1.1	
15	0.0	0.0	2.8	2.2	1.1	
16	0.0	0.1	0.7	2.2	0.6	
17 or older	0.0	0.0	0.1	2.3	0.4	
N of Valid	3829	3488	3230	2360	12907	
N of Miss	145	113	136	77	471	

Table 76: How old were you when you first: carried a handgun?










Response	6	8	10	12	Total	
Never	95.8	94.5	93.3	93.3	94.4	
10 or younger	1.8	1.3	1.1	1.2	1.4	
11	1.5	0.8	0.5	0.4	0.9	
12	0.7	1.1	0.7	0.8	0.8	
13	0.1	1.5	1.4	0.7	0.9	
14	0.0	0.7	1.3	0.8	0.7	
15	0.0	0.1	1.2	0.7	0.5	
16	0.1	0.0	0.5	1.2	0.4	
17 or older	0.1	0.0	0.1	0.8	0.2	
N of Valid	3809	3489	3232	2356	12886	
N of Miss	159	110	134	80	483	

Table 77: How old were you when you first: attacked someone with the idea of seriously hurting them?










Response	6	8	10	12	Total	
Never	85.1	75.9	75.2	78.0	78.8	
10 or younger	8.4	8.4	7.8	5.8	7.8	
11	4.8	3.6	2.3	1.4	3.2	
12	1.5	4.9	3.2	2.1	3.0	
13	0.1	5.5	3.4	2.3	2.8	
14	0.0	1.5	3.8	2.9	1.9	
15	0.0	0.1	3.4	3.1	1.4	
16	0.0	0.0	0.8	2.7	0.7	
17 or older	0.0	0.0	0.1	1.6	0.3	
N of Valid	3823	3496	3236	2359	12914	
N of Miss	137	99	125	73	434	

Table 78: How old were you when you first: belonged to a gang?










Response	6	8	10	12	Total	
Never	96.2	91.9	91.3	91.6	92.9	
10 or younger	1.5	2.1	2.9	2.5	2.2	
11	1.4	1.1	1.0	0.8	1.1	
12	0.7	1.7	1.1	1.1	1.2	
13	0.2	2.4	1.4	1.1	1.2	
14	0.0	0.5	1.2	0.9	0.6	
15	0.1	0.2	0.9	0.9	0.5	
16	0.0	0.0	0.2	0.4	0.1	
17 or older	0.1	0.0	0.0	0.6	0.1	
N of Valid	3845	3497	3237	2367	12946	
N of Miss	129	105	130	71	435	

Table 79: How wrong do you think it is for someone your age to: take a handgun to school?





Response	6	8	10	12	Total	
Very wrong	90.9	84.1	86.1	89.4	87.6	
Wrong	7.1	11.5	9.7	6.7	8.9	
A little bit wrong	1.3	3.1	3.1	2.4	2.5	
Not wrong at all	0.7	1.2	1.1	1.5	1.1	
N of Valid	3884	3519	3242	2371	13016	
N of Miss	86	81	124	66	357	

Table 80: How wrong do you think it is for someone your age to: steal anything worth more than \$5?





Response	6	8	10	12	Total	
Very wrong	66.6	51.4	50.6	58.6	57.0	
Wrong	25.0	33.4	34.6	29.5	30.5	
A little bit wrong	6.9	11.8	12.5	9.6	10.1	
Not wrong at all	1.4	3.4	2.4	2.3	2.4	
N of Valid	3857	3509	3224	2366	12956	
N of Miss	111	91	138	72	412	

Table 81: How wrong do you think it is for someone your age to: pick a fight with someone?





Response	6	8	10	12	Total	
Very wrong	57.4	38.7	36.7	46.5	45.2	
Wrong	27.4	32.3	35.1	32.2	31.5	
A little bit wrong	11.7	22.6	23.0	17.3	18.5	
Not wrong at all	3.5	6.4	5.2	4.0	4.8	
N of Valid	3854	3489	3214	2366	12923	
N of Miss	119	108	149	72	448	

Table 82: How wrong do you think it is for someone your age to: attack someone with the idea of seriously hurting them?





Response	6	8	10	12	Total	
Very wrong	81.2	63.5	59.5	64.7	68.0	
Wrong	11.7	21.6	25.2	21.8	19.6	
A little bit wrong	5.1	9.7	11.8	10.3	9.0	
Not wrong at all	1.9	5.3	3.6	3.3	3.5	
N of Valid	3853	3511	3230	2367	12961	
N of Miss	122	92	135	71	420	

Table 83: How wrong do you think it is for someone your age to: stay away from school all day when their parents think they are at school?





Response	6	8	10	12	Total	
Very wrong	83.2	59.9	43.5	40.5	59.2	
Wrong	12.2	25.3	33.6	30.7	24.5	
A little bit wrong	3.3	10.6	18.1	22.1	12.4	
Not wrong at all	1.4	4.2	4.7	6.7	3.9	
N of Valid	3863	3507	3235	2363	12968	
N of Miss	112	95	132	72	411	

Table 84: How wrong do you think it is for someone your age to: drink beer, wine or hard liquor (for example, vodka, whiskey, or gin) regularly?





Response	6	8	10	12	Total	
Very wrong	89.4	64.6	45.8	38.1	62.5	
Wrong	6.9	19.4	24.5	21.3	17.3	
A little bit wrong	2.4	11.0	20.3	26.7	13.6	
Not wrong at all	1.2	5.0	9.4	13.8	6.6	
N of Valid	3856	3512	3229	2367	12964	
N of Miss	121	90	137	71	419	

Table 85: How wrong do you think it is for someone your age to: smoke cigarettes?





Response	6	8	10	12	Total	
Very wrong	90.4	71.9	57.7	47.5	69.4	
Wrong	6.9	17.2	22.5	19.9	16.0	
A little bit wrong	1.8	7.4	12.7	18.5	9.1	
Not wrong at all	0.9	3.5	7.2	14.1	5.6	
N of Valid	3851	3507	3230	2363	12951	
N of Miss	124	93	138	73	428	

Table 86: How wrong do you think it is for someone your age to: smoke marijuana?





Response	6	8	10	12	Total	
Very wrong	94.4	73.6	53.8	43.4	69.3	
Wrong	3.5	11.5	16.9	19.6	11.9	
A little bit wrong	1.1	8.2	15.4	18.8	9.8	
Not wrong at all	1.0	6.8	14.0	18.2	8.9	
N of Valid	3854	3508	3236	2369	12967	
N of Miss	123	95	131	68	417	

Table 87: How wrong do you think it is for someone your age to: use LSD, cocaine, amphetamines or another illegal drug?





Response	6	8	10	12	Total	
Very wrong	97.3	90.9	87.3	87.1	91.2	
Wrong	2.0	6.1	8.2	7.8	5.7	
A little bit wrong	0.4	1.7	2.9	2.9	1.8	
Not wrong at all	0.4	1.3	1.5	2.2	1.3	
N of Valid	3846	3506	3234	2368	12954	
N of Miss	129	97	134	70	430	

Table 88: At school during the past 12 months, did you receive help from the resource teacher, speech therapist or other special education teacher?



Response	6	8	10	12	Total	
No	78.9	86.8	90.9	92.8	86.7	
Yes	21.1	13.2	9.1	7.2	13.3	
N of Valid	3588	3334	3101	2309	12332	
N of Miss	389	270	265	129	1053	

Table 89: How many times in the past year (12 months) have you: been suspended from school?









Response	6	8	10	12	Total	
Never	81.0	75.1	80.8	84.1	79.9	
1 to 2 times	13.4	17.0	13.6	11.7	14.1	
3 to 5 times	3.7	4.5	3.0	2.7	3.6	
6 to 9 times	0.9	1.6	1.0	0.9	1.1	
10 to 19 times	0.4	1.0	0.7	0.3	0.6	
20 to 29 times	0.2	0.3	0.3	0.1	0.3	
30 to 39 times	0.1	0.2	0.0	0.0	0.1	
40+ times	0.2	0.2	0.5	0.2	0.3	
N of Valid	3879	3510	3230	2370	12989	
N of Miss	96	92	134	68	390	

Table 90: How many times in the past year (12 months) have you: carried a handgun?








Response	6	8	10	12	Total	
Never	96.7	95.0	94.7	95.0	95.4	
1 to 2 times	2.1	2.3	2.3	1.9	2.2	
3 to 5 times	0.6	0.8	1.1	1.0	0.8	
6 to 9 times	0.2	0.5	0.4	0.4	0.4	
10 to 19 times	0.2	0.5	0.5	0.3	0.3	
20 to 29 times	0.0	0.1	0.1	0.2	0.1	
30 to 39 times	0.0	0.1	0.0	0.0	0.0	
40+ times	0.3	0.7	0.9	1.2	0.7	
N of Valid	3859	3507	3227	2366	12959	
N of Miss	117	97	140	71	425	

Table 91: How many times in the past year (12 months) have you: sold illegal drugs?

Response	6	8	10	12	Total	
Never	99.6	96.6	92.9	90.8	95.5	
1 to 2 times	0.2	1.6	2.7	2.7	1.7	
3 to 5 times	0.1	0.7	1.5	1.6	0.9	
6 to 9 times	0.0	0.2	0.6	1.2	0.4	
10 to 19 times	0.0	0.3	0.6	0.8	0.4	
20 to 29 times	0.0	0.1	0.3	0.7	0.2	
30 to 39 times	0.0	0.2	0.1	0.4	0.2	
40+ times	0.1	0.3	1.3	1.7	0.8	
N of Valid	3837	3493	3213	2352	12895	
N of Miss	140	110	153	86	489	

Table 92: How many times in the past year (12 months) have you: stolen or tried to steal a motor vehicle such as a car or motorcycle?

Response	6	8	10	12	Total	
Never	99.0	97.9	97.1	97.8	98.0	
1 to 2 times	0.7	1.1	2.1	1.2	1.3	
3 to 5 times	0.2	0.4	0.3	0.3	0.3	
6 to 9 times	0.1	0.3	0.1	0.2	0.2	
10 to 19 times	0.0	0.1	0.0	0.0	0.0	
20 to 29 times	0.0	0.1	0.1	0.1	0.1	
30 to 39 times	0.0	0.0	0.0	0.0	0.0	
40+ times	0.0	0.1	0.3	0.4	0.2	
N of Valid	3850	3499	3224	2360	12933	
N of Miss	122	102	143	76	443	

Table 93: How many times in the past year (12 months) have you: participated in clubs, organizations or activities at school?









Response	6	8	10	12	Total	
Never	23.0	22.2	21.3	18.9	21.6	
1 to 2 times	27.7	25.0	19.1	16.1	22.7	
3 to 5 times	19.8	17.6	15.9	15.6	17.5	
6 to 9 times	10.3	10.4	9.5	10.7	10.2	
10 to 19 times	6.1	7.6	8.5	10.7	8.0	
20 to 29 times	3.1	3.4	5.5	7.8	4.6	
30 to 39 times	1.7	1.5	2.8	2.9	2.1	
40+ times	8.2	12.2	17.4	17.3	13.3	
N of Valid	3840	3493	3218	2360	12911	
N of Miss	129	103	146	75	453	

Table 94: How many times in the past year (12 months) have you: been arrested?







Response	6	8	10	12	Total	
Never	98.1	94.0	93.0	93.3	94.8	
1 to 2 times	1.5	4.4	5.0	4.8	3.8	
3 to 5 times	0.2	0.9	1.1	1.1	0.8	
6 to 9 times	0.0	0.4	0.3	0.4	0.3	
10 to 19 times	0.1	0.1	0.2	0.2	0.1	
20 to 29 times	0.0	0.1	0.1	0.0	0.0	
30 to 39 times	0.0	0.0	0.0	0.0	0.0	
40+ times	0.0	0.1	0.2	0.3	0.2	
N of Valid	3839	3495	3219	2360	12913	
N of Miss	130	101	145	75	451	

Table 95: How many times in the past year (12 months) have you: done extra work on your own for school?









Response	6	8	10	12	Total	
Never	22.7	28.9	27.1	25.1	25.9	
1 to 2 times	26.9	24.5	21.3	19.5	23.5	
3 to 5 times	18.0	18.2	16.8	17.4	17.6	
6 to 9 times	10.5	10.9	13.0	12.2	11.5	
10 to 19 times	6.5	6.5	9.3	10.8	8.0	
20 to 29 times	3.4	3.6	4.1	5.0	3.9	
30 to 39 times	2.4	1.3	2.0	2.8	2.1	
40+ times	9.6	6.0	6.4	7.3	7.4	
N of Valid	3834	3487	3217	2358	12896	
N of Miss	137	112	149	79	477	

Table 96: How many times in the past year (12 months) have you: attacked someone with the idea of seriously hurting them?









Response	6	8	10	12	Total	
Never	87.1	80.2	83.1	86.8	84.2	
1 to 2 times	8.4	12.1	10.2	8.1	9.8	
3 to 5 times	2.0	3.7	3.0	2.6	2.8	
6 to 9 times	1.1	1.6	1.4	0.9	1.3	
10 to 19 times	0.5	0.9	0.9	0.8	0.8	
20 to 29 times	0.2	0.3	0.4	0.3	0.3	
30 to 39 times	0.1	0.2	0.1	0.1	0.1	
40+ times	0.6	0.9	0.9	0.4	0.7	
N of Valid	3834	3485	3212	2353	12884	
N of Miss	140	118	154	82	494	

Table 97: How many times in the past year (12 months) have you: been drunk or high at school?









Response	6	8	10	12	Total	
Never	98.0	90.0	83.1	79.5	88.7	
1 to 2 times	1.3	5.3	7.7	7.5	5.1	
3 to 5 times	0.3	1.9	3.3	3.6	2.1	
6 to 9 times	0.3	1.1	1.8	2.4	1.2	
10 to 19 times	0.1	0.6	1.1	1.7	0.8	
20 to 29 times	0.0	0.2	0.8	1.7	0.6	
30 to 39 times	0.0	0.1	0.3	0.4	0.2	
40+ times	0.1	0.7	2.0	3.2	1.3	
N of Valid	3823	3479	3210	2356	12868	
N of Miss	150	121	154	82	507	

Table 98: How many times in the past year (12 months) have you: volunteered to do community service?









Response	6	8	10	12	Total	
Never	46.6	54.4	43.0	36.2	45.9	
1 to 2 times	24.4	20.4	18.9	17.3	20.6	
3 to 5 times	11.0	10.5	12.7	14.2	11.9	
6 to 9 times	6.7	6.2	9.7	8.9	7.7	
10 to 19 times	4.1	3.4	6.2	7.9	5.1	
20 to 29 times	1.7	1.9	3.4	5.5	2.9	
30 to 39 times	0.8	0.8	1.7	2.8	1.4	
40+ times	4.6	2.4	4.4	7.2	4.4	
N of Valid	3816	3493	3219	2359	12887	
N of Miss	156	110	148	76	490	

Table 99: How many times in the past year (12 months) have you: taken a handgun to school?








Response	6	8	10	12	Total	
Never	99.6	98.9	98.7	98.6	99.0	
1 to 2 times	0.3	0.5	0.7	0.5	0.5	
3 to 5 times	0.1	0.2	0.1	0.2	0.1	
6 to 9 times	0.0	0.1	0.1	0.2	0.1	
10 to 19 times	0.0	0.1	0.1	0.1	0.1	
20 to 29 times	0.0	0.1	0.1	0.1	0.1	
30 to 39 times	0.0	0.0	0.0	0.0	0.0	
40+ times	0.1	0.2	0.2	0.3	0.2	
N of Valid	3835	3493	3216	2360	12904	
N of Miss	142	111	152	78	483	

Table 100: Are you currently on probation, or assigned a probation officer with Juvenile Court?



Response	6	8	10	12	Total	
No	98.8	95.8	95.6	95.0	96.4	
Yes	1.2	4.2	4.4	5.0	3.6	
N of Valid	3266	3106	2959	2197	11528	
N of Miss	710	498	409	241	1858	

Table 101: Have you ever belonged to a gang?






Response	6	8	10	12	Total	
No	93.4	86.7	88.2	89.4	89.5	
No, but would like to	1.0	2.7	1.8	1.3	1.7	
Yes, in the past	3.1	4.3	3.1	3.0	3.4	
Yes, belong now	2.0	5.6	6.1	5.6	4.7	
Yes, but would like to get out	0.5	0.7	0.8	0.7	0.7	
N of Valid	3840	3487	3209	2361	12897	
N of Miss	133	115	160	76	484	

Table 102: If you have ever belonged to a gang, did that gang have a name?




Response	6	8	10	12	Total	
No	9.7	8.8	9.4	11.8	9.7	
Yes	5.4	10.9	10.4	9.6	8.9	
I have never belonged to a gang	84.9	80.3	80.2	78.6	81.3	
N of Valid	3751	3434	3168	2324	12677	
N of Miss	206	164	193	104	667	

Table 103: How many times have you done the following things? done what feels good no matter what.







Response	6	8	10	12	Total	
Never	42.5	35.4	25.6	21.0	32.4	
I've done it, but not in the past year	16.1	16.5	14.8	12.7	15.3	
Less than once a month	6.1	9.4	12.9	15.8	10.5	
About once a month	5.6	6.6	9.5	9.7	7.6	
2 or 3 times a month	6.8	8.9	11.4	13.3	9.7	
Once a week or more	22.9	23.1	25.8	27.5	24.5	
N of Valid	3711	3434	3185	2342	12672	
N of Miss	258	166	181	92	697	

Table 104: How many times have you done the following things? done something dangerous because someone dared you to do it.







Response	6	8	10	12	Total	
Never	74.1	59.8	52.5	54.6	61.3	
I've done it, but not in the past year	16.1	19.5	21.5	19.3	18.9	
Less than once a month	4.3	8.6	11.8	12.3	8.8	
About once a month	1.7	4.4	7.0	6.6	4.7	
2 or 3 times a month	1.4	3.9	4.3	3.9	3.3	
Once a week or more	2.4	3.8	3.0	3.2	3.1	
N of Valid	3786	3460	3192	2350	12788	
N of Miss	189	143	174	88	594	

Table 105: How many times have you done the following things? done crazy things even if they are a little dangerous.







Response	6	8	10	12	Total	
Never	59.9	42.6	34.4	33.0	43.9	
I've done it, but not in the past year	20.9	21.7	21.8	21.3	21.4	
Less than once a month	6.9	11.2	15.7	16.6	12.0	
About once a month	2.9	7.2	9.5	10.2	7.0	
2 or 3 times a month	3.7	6.9	8.6	10.1	7.0	
Once a week or more	5.7	10.3	10.0	8.7	8.6	
N of Valid	3779	3461	3191	2349	12780	
N of Miss	195	139	178	89	601	

Table 106: You're looking at CD's in a music store with a friend. You look up and see her slip a CD under her coat. She smiles and says 'Which one do you want? Go ahead, take it while nobody's around.' There is nobody in sight, no employees and no other customers. What would you do now?





Response	6	8	10	12	Total	
Ignore her	15.5	17.8	21.5	26.7	19.7	
Grab a CD and leave the store	2.4	9.1	9.7	8.1	7.1	
Tell her to put the CD back	59.6	40.1	34.0	33.2	43.1	
Act like it is a joke, and ask her to put the CD back	22.5	33.1	34.8	32.0	30.2	
N of Valid	3793	3458	3186	2345	12782	
N of Miss	160	129	176	90	555	

Table 107: You are visiting another part of town, and you don't know any of the people your age there. You are walking down the street, and some teenager you don't know is walking toward you. He is about your size, and as he is about to pass you, he deliberately bumps into you and you almost lose your balance. What would you say or do?





Response	6	8	10	12	Total	
Push the person back	14.3	20.1	16.3	14.4	16.4	
Say 'Excuse me' and keep on walking	55.5	41.6	45.3	46.6	47.6	
Say 'Watch where you are going' and keep on walking	25.5	27.1	25.1	25.3	25.8	
Swear at the person and walk away	4.7	11.2	13.3	13.7	10.2	
N of Valid	3767	3432	3159	2322	12680	
N of Miss	195	147	186	101	629	

Table 108: You are at a party at someone's house, and one of your friends offers you a drink containing alcohol. What would you say or do?

Response	6	8	10	12	Total	
Drink it	3.0	18.1	31.9	42.2	21.5	
Tell your friend, 'No thanks, I don't drink' and suggest that you and your friend go and do something else	49.0	36.7	26.8	19.8	34.8	
Just say, 'No thanks' and walk away	29.5	31.3	32.3	32.7	31.3	
Make up a good excuse, tell your friend you had something else to do, and leave	18.4	13.9	8.9	5.3	12.4	
N of Valid	3778	3454	3179	2345	12756	
N of Miss	180	142	182	92	596	

Table 109: It's 8:00 on a weeknight and you are about to go over to a friend's home when your mother asks you where you are going. You say 'Oh, just going to go hang out with some friends.' She says, 'No, you'll just get into trouble if you go out. Stay home tonight.' What would you do now?

Response	6	8	10	12	Total	
Leave the house anyway	3.8	6.9	6.3	8.2	6.1	
Explain what you are going to do with your friends, tell her when you will get home, and ask if you can go out	52.0	62.4	67.7	71.6	62.3	
Not say anything and start watching TV	41.0	24.2	18.5	14.2	25.9	
Get into an argument with her	3.2	6.5	7.5	6.0	5.7	
N of Valid	3759	3438	3161	2338	12696	
N of Miss	197	142	182	94	615	

Table 110: How often do you attend religious services or activities?

Response	6	8	10	12	Total	
Never	19.6	13.7	12.1	15.0	15.3	
Rarely	21.4	22.2	23.1	25.5	22.8	
1-2 Times a Month	13.8	14.4	17.0	16.4	15.2	
About Once a Week or More	45.2	49.8	47.8	43.1	46.7	
N of Valid	3726	3440	3160	2343	12669	
N of Miss	248	161	207	95	711	

Table 111: I do the opposite of what people tell me, just to get them mad.





Response	6	8	10	12	Total	
Very False	57.0	36.1	34.3	40.2	42.6	
Somewhat False	23.7	29.3	29.7	28.9	27.7	
Somewhat True	15.9	30.1	31.5	27.5	25.8	
Very True	3.5	4.5	4.5	3.4	4.0	
N of Valid	3737	3435	3153	2335	12660	
N of Miss	236	166	213	101	716	

Table 112: I like to see how much I can get away with.





Response	6	8	10	12	Total	
Very False	63.1	42.9	34.5	35.0	45.3	
Somewhat False	20.3	24.6	27.1	26.7	24.3	
Somewhat True	13.0	24.2	28.4	29.7	22.9	
Very True	3.7	8.4	10.0	8.7	7.5	
N of Valid	3728	3439	3145	2333	12645	
N of Miss	244	163	222	104	733	

Table 113: I ignore rules that get in my way.





Response	6	8	10	12	Total	
Very False	70.6	47.1	40.9	39.7	51.1	
Somewhat False	17.9	27.1	30.6	29.6	25.7	
Somewhat True	8.6	19.7	23.0	24.4	18.1	
Very True	2.9	6.0	5.4	6.4	5.0	
N of Valid	3730	3441	3150	2335	12656	
N of Miss	245	162	216	102	725	

Table 114: I think sometimes it's okay to cheat at school.





Response	6	8	10	12	Total	
NO!	72.6	35.9	20.3	18.7	39.6	
no	20.4	36.3	37.1	35.0	31.6	
yes	6.0	23.9	36.0	38.1	24.2	
YES!	1.0	4.0	6.7	8.2	4.6	
N of Valid	3731	3445	3161	2338	12675	
N of Miss	238	153	206	99	696	

Table 115: It is important to think before you act.





Response	6	8	10	12	Total	
NO!	2.7	3.1	1.5	1.5	2.3	
no	2.9	4.7	3.4	3.0	3.5	
yes	21.3	34.5	35.0	34.3	30.7	
YES!	73.1	57.7	60.0	61.2	63.4	
N of Valid	3720	3440	3160	2336	12656	
N of Miss	242	161	208	102	713	

Table 116: Sometimes I think that life is not worth it.





Response	6	8	10	12	Total	
NO!	59.9	50.0	44.2	46.5	50.8	
no	19.9	22.2	25.7	29.2	23.7	
yes	14.0	19.4	21.5	18.8	18.2	
YES!	6.2	8.4	8.6	5.6	7.3	
N of Valid	3646	3413	3139	2322	12520	
N of Miss	323	189	226	112	850	

Table 117: At times I think I am no good at all.

Response	6	8	10	12	Total	
NO!	40.6	37.6	33.7	36.9	37.4	
no	22.9	23.4	26.7	27.0	24.8	
yes	26.2	27.2	29.4	27.8	27.5	
YES!	10.3	11.8	10.2	8.3	10.3	
N of Valid	3661	3427	3146	2329	12563	
N of Miss	309	177	216	108	810	

Table 118: All in all, I am inclined to think that I am a failure.

Response	6	8	10	12	Total	
NO!	59.3	53.4	50.5	52.3	54.2	
no	23.8	29.2	31.5	31.9	28.7	
yes	11.8	12.1	13.2	11.9	12.2	
YES!	5.2	5.4	4.8	3.9	4.9	
N of Valid	3615	3396	3138	2327	12476	
N of Miss	352	208	229	110	899	

Table 119: In the past year, have you felt depressed or sad MOST days, even if you felt okay sometimes?

Response	6	8	10	12	Total	
NO!	32.4	31.8	28.0	30.0	30.7	
no	22.3	22.8	27.0	27.3	24.6	
yes	28.8	27.2	27.3	26.6	27.6	
YES!	16.4	18.3	17.7	16.1	17.2	
N of Valid	3656	3413	3148	2327	12544	
N of Miss	315	190	218	111	834	

Table 120: It is all right to beat up people if they start the fight.


Response	6	8	10	12	Total	
NO!	49.8	26.4	22.3	23.3	31.6	
no	19.3	18.1	19.6	20.8	19.3	
yes	17.2	25.7	28.0	28.6	24.3	
YES!	13.7	29.9	30.1	27.2	24.7	
N of Valid	3668	3422	3141	2327	12558	
N of Miss	303	179	222	109	813	

Table 121: I think it is okay to take something without asking if you can get away with it.

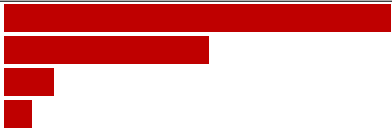
Response	6	8	10	12	Total	
NO!	78.6	55.6	50.6	56.5	61.2	
no	18.3	34.9	39.2	35.9	31.3	
yes	2.1	7.3	7.7	5.6	5.6	
YES!	1.0	2.2	2.4	2.0	1.9	
N of Valid	3649	3402	3136	2319	12506	
N of Miss	325	200	231	117	873	

Table 122: Sometimes we don't know what we will do as adults, but we may have an idea. Please answer how true these statements may be for you. WHEN I AM AN ADULT I WILL: smoke cigarettes.


Response	6	8	10	12	Total	
NO!	86.0	75.5	74.1	70.7	77.3	
no	10.8	18.0	18.2	18.0	15.9	
yes	2.5	5.0	5.7	7.9	5.0	
YES!	0.7	1.5	2.1	3.4	1.8	
N of Valid	3663	3414	3133	2320	12530	
N of Miss	311	186	231	114	842	

Table 123: Sometimes we don't know what we will do as adults, but we may have an idea. Please answer how true these statements may be for you. WHEN I AM AN ADULT I WILL: drink beer, wine, or liquor.





Response	6	8	10	12	Total	
NO!	67.4	38.8	28.5	22.1	41.5	
no	16.4	19.4	17.4	15.6	17.3	
yes	13.9	32.5	40.8	41.8	30.8	
YES!	2.3	9.3	13.4	20.5	10.4	
N of Valid	3650	3406	3130	2320	12506	
N of Miss	322	189	236	115	862	

Table 124: Sometimes we don't know what we will do as adults, but we may have an idea. Please answer how true these statements may be for you. WHEN I AM AN ADULT I WILL: smoke marijuana.





Response	6	8	10	12	Total	
NO!	92.6	75.1	62.7	59.8	74.3	
no	5.6	13.8	19.4	18.8	13.7	
yes	1.2	6.3	11.0	13.5	7.3	
YES!	0.5	4.7	6.9	8.0	4.6	
N of Valid	3648	3408	3127	2322	12505	
N of Miss	327	192	238	113	870	

Table 125: Sometimes we don't know what we will do as adults, but we may have an idea. Please answer how true these statements may be for you. WHEN I AM AN ADULT I WILL: use LSD, cocaine, amphetamines or another illegal drug.





Response	6	8	10	12	Total	
NO!	95.6	91.9	89.9	89.5	92.0	
no	4.1	7.2	8.8	8.4	6.9	
yes	0.2	0.5	0.8	1.2	0.6	
YES!	0.1	0.4	0.5	0.9	0.5	
N of Valid	3651	3416	3130	2323	12520	
N of Miss	326	188	236	115	865	

Table 126: How much do you think people risk harming themselves (physically or in other ways) if they: smoked one or more packs of cigarettes per day?


Response	6	8	10	12	Total	
No risk	19.8	10.4	6.9	5.0	11.2	
Slight risk	7.0	7.0	5.9	5.1	6.4	
Moderate risk	15.4	17.0	17.4	17.7	16.8	
Great risk	57.8	65.6	69.8	72.1	65.6	
N of Valid	3573	3371	3101	2302	12347	
N of Miss	400	227	267	133	1027	

Table 127: How much do you think people risk harming themselves (physically or in other ways) if they: try marijuana once or twice?


Response	6	8	10	12	Total	
No risk	21.5	20.7	28.8	38.6	26.3	
Slight risk	18.5	24.9	32.5	30.9	26.1	
Moderate risk	25.0	23.5	18.0	14.8	20.9	
Great risk	35.0	30.9	20.7	15.7	26.7	
N of Valid	3539	3356	3085	2295	12275	
N of Miss	433	243	281	139	1096	

Table 128: How much do you think people risk harming themselves (physically or in other ways) if they: smoke marijuana regularly?


Response	6	8	10	12	Total	
No risk	20.2	14.4	14.6	16.3	16.5	
Slight risk	4.4	8.9	17.2	22.9	12.3	
Moderate risk	10.7	15.6	21.7	23.8	17.3	
Great risk	64.7	61.1	46.5	37.0	53.9	
N of Valid	3504	3335	3063	2283	12185	
N of Miss	465	263	304	153	1185	

Table 129: How much do you think people risk harming themselves (physically or in other ways) if they: take one or two drinks of an alcoholic beverage (beer, wine, liquor) nearly every day?

Response	6	8	10	12	Total	
No risk	21.1	14.2	11.8	11.6	15.1	
Slight risk	17.9	21.5	23.0	24.1	21.3	
Moderate risk	24.3	28.0	31.1	29.4	28.0	
Great risk	36.7	36.4	34.0	34.9	35.6	
N of Valid	3541	3349	3086	2291	12267	
N of Miss	434	253	282	146	1115	

Table 130: How much do you think people risk harming themselves (physically or in other ways) if they: have five or more drinks once or twice each weekend?

Response	6	8	10	12	Total	
No risk	20.3	12.6	8.5	8.6	13.0	
Slight risk	8.5	12.3	14.1	16.5	12.4	
Moderate risk	19.6	21.7	25.6	28.6	23.4	
Great risk	51.6	53.5	51.9	46.3	51.2	
N of Valid	3538	3357	3093	2303	12291	
N of Miss	434	246	274	134	1088	

Table 131: Have you ever used smokeless tobacco (chew, snuff, plug, dipping tobacco, or chewing tobacco)?

Response	6	8	10	12	Total	
Never	97.1	91.3	88.2	83.3	90.7	
Once or Twice	2.2	5.0	6.3	8.4	5.2	
Once in a while but not regularly	0.3	1.6	1.8	2.4	1.4	
Regularly in the past	0.2	1.0	1.7	2.3	1.2	
Regularly now	0.1	1.0	2.0	3.5	1.5	
N of Valid	3573	3357	3103	2309	12342	
N of Miss	404	246	265	128	1043	

Table 132: How often have you taken smokeless tobacco during the past 30 days?







Response	6	8	10	12	Total	
Not at all	99.2	96.9	95.4	93.5	96.6	
Once or twice	0.4	1.5	2.0	2.0	1.4	
Once or twice per week	0.1	0.5	0.5	0.7	0.4	
Three to five times per week	0.1	0.3	0.3	0.7	0.3	
About once a day	0.1	0.3	0.4	0.5	0.3	
More than once a day	0.2	0.5	1.4	2.6	1.0	
N of Valid	3561	3355	3096	2304	12316	
N of Miss	415	249	271	131	1066	

Table 133: Have you ever smoked cigarettes?






Response	6	8	10	12	Total	
Never	93.7	78.9	71.6	60.3	77.8	
Once or Twice	4.8	13.6	14.4	16.6	11.9	
Once in a while but not regularly	0.7	4.2	6.5	9.4	4.8	
Regularly in the past	0.5	1.8	3.3	5.3	2.5	
Regularly now	0.3	1.4	4.2	8.3	3.1	
N of Valid	3561	3357	3102	2307	12327	
N of Miss	414	247	266	130	1057	

Table 134: How frequently have you smoked cigarettes during the past 30 days?








Response	6	8	10	12	Total	
Not at all	98.7	94.3	90.1	82.6	92.3	
Less than one cigarette per day	1.0	3.5	5.2	7.0	3.8	
One to five cigarettes per day	0.2	1.5	3.0	6.7	2.5	
About one-half pack per day	0.0	0.2	1.0	2.5	0.8	
About one pack per day	0.1	0.2	0.5	0.7	0.3	
About one and one-half packs per day	0.0	0.1	0.1	0.2	0.1	
Two packs or more per day	0.1	0.2	0.2	0.3	0.2	
N of Valid	3555	3360	3099	2304	12318	
N of Miss	420	244	269	134	1067	

Table 135: Which statement best describes rules about smoking inside your home?






Response	6	8	10	12	Total	
Smoking is not allowed anywhere inside your home	70.1	69.6	71.8	74.9	71.3	
Smoking is allowed in some places and at some times	7.3	6.9	6.3	6.6	6.8	
Smoking is allowed anywhere inside the home	2.1	2.6	3.4	2.8	2.7	
There are no rules about smoking inside the home	3.8	6.0	6.2	7.1	5.6	
I don't know	16.6	14.9	12.3	8.7	13.6	
N of Valid	3526	3339	3090	2299	12254	
N of Miss	443	259	276	136	1114	

Table 136: Which statement best describes rules about smoking in your family cars?







Response	6	8	10	12	Total	
Smoking is never allowed in any car	67.9	61.6	61.7	64.0	63.9	
Smoking is allowed sometimes or in some cars	10.4	12.1	11.4	13.0	11.6	
Smoking is allowed in any car anytime	2.8	3.8	4.7	3.9	3.8	
There are no rules about smoking in the car	3.2	7.0	8.8	8.8	6.7	
We do not have a family car	1.4	0.9	0.9	1.6	1.2	
I don't know	14.4	14.6	12.5	8.7	12.9	
N of Valid	3518	3337	3085	2296	12236	
N of Miss	449	263	279	140	1131	

Table 137: During this school year, were you taught in any of your classes about the dangers of tobacco use?

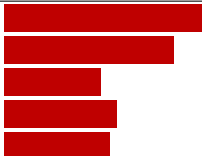
Response	6	8	10	12	Total	
Strongly agree	48.6	32.7	20.4	12.3	30.3	
Agree	22.6	30.1	26.7	21.2	25.4	
Disagree	7.3	11.5	17.5	20.1	13.4	
Strongly disagree	6.6	10.9	19.6	32.5	16.0	
I don't know	14.8	14.8	15.7	13.9	14.9	
N of Valid	3449	3266	3032	2269	12016	
N of Miss	517	331	333	167	1348	

Table 138: During the past 12 months, have you participated in any community activities to discourage people your age from using cigarettes, chewing tobacco, snuff, dip or cigars?

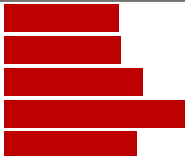
Response	6	8	10	12	Total	
Strongly agree	26.0	15.4	12.3	8.4	16.3	
Agree	19.4	16.5	15.7	13.5	16.6	
Disagree	12.8	20.9	25.3	24.1	20.3	
Strongly disagree	18.0	25.9	30.0	40.9	27.5	
I don't know	23.8	21.1	16.7	13.2	19.3	
N of Valid	3413	3277	3032	2279	12001	
N of Miss	559	321	330	156	1366	

Table 139: On how many occasions have you had alcoholic beverages (beer, wine or hard liquor) to drink in your lifetime - more than just a few sips?


Response	6	8	10	12	Total	
0	89.3	66.5	49.0	33.6	62.6	
1-2	7.9	16.2	15.3	13.3	13.0	
3-5	1.3	6.7	10.7	11.9	7.1	
6-9	0.5	4.2	7.5	8.6	4.8	
10-19	0.5	3.0	7.3	11.8	5.0	
20-39	0.1	1.5	4.4	8.0	3.0	
40+	0.3	1.9	5.9	12.8	4.5	
N of Valid	3552	3349	3085	2283	12269	
N of Miss	422	253	282	152	1109	

Table 140: On how many occasions have you had beer, wine or hard liquor to drink during the past 30 days?


Response	6	8	10	12	Total	
0	97.8	88.7	77.5	64.8	84.0	
1-2	1.7	7.6	12.4	17.2	8.9	
3-5	0.3	2.0	5.3	7.8	3.4	
6-9	0.1	0.8	2.1	5.1	1.7	
10-19	0.1	0.4	1.5	3.3	1.1	
20-39	0.0	0.3	0.4	0.8	0.3	
40+	0.1	0.2	0.7	1.0	0.4	
N of Valid	3538	3341	3072	2282	12233	
N of Miss	436	261	294	152	1143	

Table 141: On how many occasions have you used marijuana (grass, pot) or hashish (hash, hash oil) in your lifetime?


Response	6	8	10	12	Total	
0	98.7	86.5	72.1	58.7	81.2	
1-2	0.9	4.7	7.8	8.1	5.0	
3-5	0.2	2.4	4.8	6.0	3.0	
6-9	0.0	1.3	2.6	3.8	1.7	
10-19	0.0	1.2	2.9	5.6	2.1	
20-39	0.1	1.0	2.3	3.9	1.6	
40+	0.1	2.9	7.4	14.0	5.3	
N of Valid	3535	3329	3064	2270	12198	
N of Miss	441	274	301	162	1178	

Table 142: On how many occasions have you used marijuana (grass, pot) or hashish (hash, hash oil) during the past 30 days?


Response	6	8	10	12	Total	
0	99.6	93.3	86.4	78.5	90.6	
1-2	0.2	2.7	5.2	7.5	3.5	
3-5	0.1	1.5	2.7	3.5	1.8	
6-9	0.0	0.7	1.5	2.2	1.0	
10-19	0.0	0.8	1.8	2.5	1.1	
20-39	0.0	0.3	0.7	1.9	0.6	
40+	0.1	0.8	1.5	4.0	1.4	
N of Valid	3538	3336	3067	2275	12216	
N of Miss	439	268	301	156	1164	

Table 143: On how many occasions have you used LSD or other psychedelics in your lifetime?


Response	6	8	10	12	Total	
0	99.8	99.3	98.0	95.6	98.4	
1-2	0.2	0.4	1.1	2.2	0.9	
3-5	0.0	0.2	0.4	0.8	0.3	
6-9	0.0	0.0	0.2	0.5	0.1	
10-19	0.0	0.0	0.2	0.5	0.1	
20-39	0.0	0.0	0.1	0.1	0.1	
40+	0.0	0.0	0.1	0.3	0.1	
N of Valid	3526	3327	3072	2281	12206	
N of Miss	451	277	296	156	1180	

Table 144: On how many occasions have you used LSD or other psychedelics during the past 30 days?


Response	6	8	10	12	Total	
0	100.0	99.7	99.3	98.7	99.5	
1-2	0.0	0.2	0.5	0.7	0.3	
3-5	0.0	0.0	0.1	0.3	0.1	
6-9	0.0	0.0	0.0	0.0	0.0	
10-19	0.0	0.0	0.0	0.1	0.0	
20-39	0.0	0.0	0.0	0.1	0.0	
40+	0.0	0.0	0.0	0.0	0.0	
N of Valid	3526	3330	3071	2282	12209	
N of Miss	451	272	297	155	1175	

Table 145: On how many occasions have you used cocaine or crack in your lifetime?


Response	6	8	10	12	Total	
0	99.9	99.3	98.4	96.8	98.8	
1-2	0.1	0.5	1.0	1.7	0.7	
3-5	0.0	0.1	0.1	0.7	0.2	
6-9	0.0	0.0	0.1	0.2	0.1	
10-19	0.0	0.1	0.1	0.3	0.1	
20-39	0.0	0.0	0.0	0.1	0.0	
40+	0.0	0.0	0.2	0.3	0.1	
N of Valid	3532	3329	3070	2283	12214	
N of Miss	445	274	298	154	1171	

Table 146: On how many occasions have you used cocaine or crack during the past 30 days?





Response	6	8	10	12	Total	
0	100.0	99.7	99.4	99.2	99.6	
1-2	0.0	0.2	0.3	0.4	0.2	
3-5	0.0	0.0	0.1	0.2	0.1	
6-9	0.0	0.0	0.0	0.0	0.0	
10-19	0.0	0.0	0.1	0.0	0.0	
20-39	0.0	0.0	0.0	0.0	0.0	
40+	0.0	0.0	0.1	0.1	0.1	
N of Valid	3521	3327	3065	2278	12191	
N of Miss	453	274	302	158	1187	

Table 147: On how many occasions have you sniffed glue, breathed the contents of an aerosol spray can, or inhaled other gases or sprays, in order to get high in your lifetime?








Response	6	8	10	12	Total	
0	92.8	87.7	89.8	91.8	90.5	
1-2	4.9	7.0	5.1	4.3	5.4	
3-5	1.1	2.3	2.2	2.0	1.8	
6-9	0.5	1.4	1.2	0.6	0.9	
10-19	0.4	0.9	0.7	0.4	0.6	
20-39	0.0	0.3	0.6	0.4	0.3	
40+	0.3	0.6	0.5	0.4	0.5	
N of Valid	3518	3326	3069	2282	12195	
N of Miss	457	275	298	155	1185	

Table 148: On how many occasions have you sniffed glue, breathed the contents of an aerosol spray can, or inhaled other gases or sprays, in order to get high during the past 30 days?








Response	6	8	10	12	Total	
0	96.5	95.4	97.3	98.5	96.8	
1-2	2.5	2.9	1.8	0.8	2.1	
3-5	0.6	0.9	0.6	0.4	0.6	
6-9	0.2	0.5	0.3	0.1	0.3	
10-19	0.1	0.1	0.0	0.2	0.1	
20-39	0.1	0.1	0.0	0.0	0.1	
40+	0.1	0.1	0.0	0.0	0.1	
N of Valid	3514	3330	3065	2279	12188	
N of Miss	463	273	303	157	1196	

Table 149: On how many occasions have you used phenoxydine (pox, px, breeze) in your lifetime?


Response	6	8	10	12	Total	
0	100.0	100.0	100.0	100.0	100.0	
1-2	0.0	0.0	0.0	0.0	0.0	
3-5	0.0	0.0	0.0	0.0	0.0	
6-9	0.0	0.0	0.0	0.0	0.0	
10-19	0.0	0.0	0.0	0.0	0.0	
20-39	0.0	0.0	0.0	0.0	0.0	
40+	0.0	0.0	0.0	0.0	0.0	
N of Valid	3496	3321	3059	2274	12150	
N of Miss	480	282	308	161	1231	

Table 150: On how many occasions have you used phenoxydine (pox, px, breeze) during the past 30 days?


Response	6	8	10	12	Total	
0	100.0	100.0	100.0	100.0	100.0	
1-2	0.0	0.0	0.0	0.0	0.0	
3-5	0.0	0.0	0.0	0.0	0.0	
6-9	0.0	0.0	0.0	0.0	0.0	
10-19	0.0	0.0	0.0	0.0	0.0	
20-39	0.0	0.0	0.0	0.0	0.0	
40+	0.0	0.0	0.0	0.0	0.0	
N of Valid	3489	3309	3056	2272	12126	
N of Miss	487	292	312	163	1254	

Table 151: On how many occasions have you used sedatives (tranquilizers, such as Valium or Xanax, barbiturates, or sleeping pills) without a doctor telling you to take them, in your lifetime?








Response	6	8	10	12	Total	
0	95.7	91.7	87.7	82.6	90.1	
1-2	2.5	3.7	4.4	5.3	3.8	
3-5	0.5	2.2	2.8	3.6	2.1	
6-9	0.5	0.9	1.4	2.4	1.2	
10-19	0.2	0.5	1.3	2.5	1.0	
20-39	0.1	0.2	0.9	1.4	0.6	
40+	0.4	0.7	1.4	2.4	1.1	
N of Valid	3497	3321	3055	2277	12150	
N of Miss	477	281	312	157	1227	

Table 152: On how many occasions have you used sedatives (tranquilizers, such as Valium or Xanax, barbiturates, or sleeping pills) without a doctor telling you to take them, during the past 30 days?


Response	6	8	10	12	Total	
0	98.0	95.8	94.0	92.4	95.4	
1-2	1.2	2.8	3.3	4.3	2.7	
3-5	0.4	0.7	1.1	1.5	0.9	
6-9	0.1	0.3	0.7	1.0	0.5	
10-19	0.0	0.2	0.4	0.5	0.3	
20-39	0.0	0.1	0.2	0.2	0.1	
40+	0.2	0.1	0.3	0.0	0.1	
N of Valid	3495	3318	3062	2275	12150	
N of Miss	482	283	306	160	1231	

Table 153: On how many occasions have you used methamphetamines (meth, speed, crank, crystal meth) in your lifetime?


Response	6	8	10	12	Total	
0	99.8	99.5	98.5	98.5	99.1	
1-2	0.1	0.2	0.8	0.6	0.4	
3-5	0.1	0.1	0.3	0.3	0.2	
6-9	0.0	0.1	0.2	0.1	0.1	
10-19	0.0	0.0	0.1	0.2	0.1	
20-39	0.0	0.0	0.1	0.1	0.0	
40+	0.0	0.0	0.1	0.2	0.1	
N of Valid	3489	3315	3060	2277	12141	
N of Miss	488	288	308	159	1243	

Table 154: On how many occasions have you used methamphetamines (meth, speed, crank, crystal meth) in the past 30 days?



Response	6	8	10	12	Total	
0	99.9	99.8	99.4	99.3	99.6	
1-2	0.1	0.2	0.3	0.2	0.2	
3-5	0.0	0.0	0.0	0.2	0.0	
6-9	0.0	0.0	0.0	0.0	0.0	
10-19	0.0	0.0	0.1	0.0	0.0	
20-39	0.0	0.0	0.0	0.1	0.0	
40+	0.0	0.0	0.1	0.1	0.0	
N of Valid	3488	3309	3058	2275	12130	
N of Miss	489	293	309	159	1250	

Table 155: On how many occasions have you used stimulants, other than Methamphetamines (such as amphetamines, Ritalin or Dexedrine) without a doctor telling you to take them, in your lifetime?








Response	6	8	10	12	Total	
0	99.9	99.0	97.2	93.7	97.8	
1-2	0.1	0.6	0.9	2.2	0.8	
3-5	0.0	0.2	0.8	1.4	0.5	
6-9	0.0	0.1	0.3	0.8	0.2	
10-19	0.0	0.0	0.3	0.4	0.2	
20-39	0.0	0.0	0.1	0.7	0.2	
40+	0.0	0.1	0.4	0.8	0.3	
N of Valid	3478	3315	3054	2272	12119	
N of Miss	499	288	313	161	1261	

Table 156: On how many occasions have you used stimulants, other than Methamphetamines (such as amphetamines, Ritalin or Dexedrine) without a doctor telling you to take them, during the past 30 days?


Response	6	8	10	12	Total	
0	99.9	99.5	99.1	98.0	99.2	
1-2	0.1	0.3	0.5	1.1	0.5	
3-5	0.0	0.0	0.2	0.5	0.1	
6-9	0.0	0.1	0.1	0.3	0.1	
10-19	0.0	0.1	0.0	0.0	0.0	
20-39	0.0	0.0	0.1	0.1	0.0	
40+	0.0	0.0	0.0	0.0	0.0	
N of Valid	3467	3310	3055	2273	12105	
N of Miss	509	293	313	163	1278	

Table 157: On how many occasions have you used heroin or other opiates in your lifetime?


Response	6	8	10	12	Total	
0	99.9	99.7	99.2	98.0	99.3	
1-2	0.1	0.2	0.4	0.7	0.3	
3-5	0.0	0.0	0.1	0.3	0.1	
6-9	0.0	0.0	0.1	0.3	0.1	
10-19	0.0	0.0	0.1	0.2	0.1	
20-39	0.0	0.0	0.0	0.3	0.1	
40+	0.0	0.0	0.1	0.2	0.1	
N of Valid	3471	3310	3057	2273	12111	
N of Miss	506	293	311	161	1271	

Table 158: On how many occasions have you used heroin or other opiates during the past 30 days?

Response	6	8	10	12	Total	
0	100.0	99.9	99.8	99.3	99.8	
1-2	0.0	0.0	0.1	0.5	0.1	
3-5	0.0	0.1	0.0	0.0	0.0	
6-9	0.0	0.0	0.0	0.0	0.0	
10-19	0.0	0.0	0.0	0.0	0.0	
20-39	0.0	0.0	0.0	0.0	0.0	
40+	0.0	0.0	0.0	0.0	0.0	
N of Valid	3470	3311	3054	2273	12108	
N of Miss	507	292	312	162	1273	

Table 159: On how many occasions have you used MDMA ('X', 'E', or ecstasy) in your lifetime?

Response	6	8	10	12	Total	
0	99.9	99.3	97.5	95.5	98.3	
1-2	0.0	0.3	1.1	2.1	0.8	
3-5	0.1	0.2	0.7	1.1	0.4	
6-9	0.0	0.1	0.2	0.5	0.2	
10-19	0.0	0.0	0.2	0.6	0.2	
20-39	0.0	0.0	0.1	0.1	0.1	
40+	0.0	0.1	0.2	0.1	0.1	
N of Valid	3448	3307	3055	2271	12081	
N of Miss	529	296	312	164	1301	

Table 160: On how many occasions have you used MDMA ('X', 'E', or ecstasy) during the past 30 days?

Response	6	8	10	12	Total	
0	99.9	99.5	99.3	98.9	99.5	
1-2	0.1	0.3	0.5	0.7	0.3	
3-5	0.0	0.1	0.1	0.2	0.1	
6-9	0.0	0.1	0.0	0.2	0.1	
10-19	0.0	0.0	0.0	0.0	0.0	
20-39	0.0	0.0	0.0	0.0	0.0	
40+	0.0	0.1	0.0	0.0	0.0	
N of Valid	3439	3296	3048	2263	12046	
N of Miss	538	307	320	169	1334	

Table 161: On how many occasions have you taken prescription drugs (such as Valium, Xanax, Ritalin, Adderall, OxyContin, Darvocet, or sleeping pills) on your own-that is, without a doctor telling you to take them in your lifetime?








Response	6	8	10	12	Total	
0	96.9	91.4	86.5	79.7	89.6	
1-2	1.7	4.2	5.0	6.4	4.1	
3-5	0.6	1.5	3.0	4.8	2.2	
6-9	0.3	1.0	1.5	2.6	1.2	
10-19	0.1	0.6	1.6	2.0	1.0	
20-39	0.0	0.4	0.7	1.3	0.5	
40+	0.4	0.8	1.7	3.2	1.4	
N of Valid	3462	3298	3049	2266	12075	
N of Miss	511	301	316	167	1295	

Table 162: On how many occasions have you taken prescription drugs (such as Valium, Xanax, Ritalin, Adderall, OxyContin, Darvocet, or sleeping pills) on your own-that is, without a doctor telling you to take them during the past 30 days?








Response	6	8	10	12	Total	
0	98.4	95.9	93.9	92.0	95.4	
1-2	1.0	2.3	2.8	4.4	2.4	
3-5	0.2	1.0	1.8	1.8	1.1	
6-9	0.1	0.3	0.6	0.7	0.4	
10-19	0.0	0.1	0.3	0.5	0.2	
20-39	0.1	0.2	0.3	0.4	0.2	
40+	0.3	0.2	0.3	0.2	0.3	
N of Valid	3458	3301	3049	2267	12075	
N of Miss	518	302	319	167	1306	

Table 163: On how many occasions have you taken non-prescription medicines such as diet pills (for example, Dietac, Dexatrim or Prolamine), stay-awake pills (for example No-Doz, Vivarin, or Wake), or cough or cold medicines (robos, DXM, etc.) to get high in your lifetime?








Response	6	8	10	12	Total	
0	97.9	95.4	94.0	92.1	95.1	
1-2	1.1	1.9	2.1	2.2	1.8	
3-5	0.3	0.9	1.3	1.6	1.0	
6-9	0.3	0.7	0.6	1.1	0.6	
10-19	0.2	0.3	0.7	1.1	0.5	
20-39	0.1	0.2	0.5	0.6	0.3	
40+	0.2	0.5	0.8	1.2	0.6	
N of Valid	3456	3299	3051	2269	12075	
N of Miss	517	303	316	166	1302	

Table 164: On how many occasions have you taken non-prescription medicines such as diet pills (for example, Dietac, Dexatrim or Prolamine), stay-awake pills (for example No-Doz, Vivarin, or Wake), or cough or cold medicines (robos, DXM, etc.) to get high during the past 30 days?








Response	6	8	10	12	Total	
0	98.6	97.4	97.4	96.9	97.7	
1-2	0.8	1.6	1.2	1.5	1.3	
3-5	0.2	0.6	0.8	0.7	0.5	
6-9	0.2	0.2	0.2	0.4	0.2	
10-19	0.1	0.0	0.2	0.3	0.1	
20-39	0.1	0.0	0.1	0.1	0.1	
40+	0.1	0.1	0.1	0.1	0.1	
N of Valid	3459	3299	3050	2271	12079	
N of Miss	517	305	317	166	1305	

Table 165: On how many occasions have you been drunk or very high from drinking alcoholic beverages during the past 30 days?








Response	6	8	10	12	Total	
0	99.1	93.9	86.0	75.9	90.0	
1-2	0.6	3.1	7.1	11.3	4.9	
3-5	0.2	1.2	3.6	5.5	2.3	
6-9	0.0	0.6	1.2	3.3	1.1	
10-19	0.0	0.7	1.1	2.2	0.9	
20-39	0.0	0.1	0.5	0.8	0.3	
40+	0.1	0.4	0.5	1.0	0.4	
N of Valid	3461	3293	3041	2259	12054	
N of Miss	514	307	326	172	1319	

Table 166: On how many occasions have you drunk flavored alcoholic beverages, sometimes called 'alcopops' (like Mike's Hard Lemonade, Smirnoff Ice, Bacardi Breezers, etc.) in your lifetime?








Response	6	8	10	12	Total	
0	95.4	79.3	64.3	50.0	74.6	
1-2	3.3	9.7	12.0	12.6	9.0	
3-5	0.7	5.0	8.9	10.3	5.8	
6-9	0.1	2.7	5.4	8.7	3.8	
10-19	0.2	1.6	3.6	8.1	2.9	
20-39	0.1	0.6	2.3	4.5	1.6	
40+	0.1	1.1	3.4	5.7	2.3	
N of Valid	3463	3293	3044	2267	12067	
N of Miss	510	302	315	162	1289	

Table 167: On how many occasions have you drunk flavored alcoholic beverages, sometimes called 'alcopops' (like Mike's Hard Lemonade, Smirnoff Ice, Bacardi Breezers, etc.) during the past 30 days?


Response	6	8	10	12	Total	
0	98.4	92.0	85.7	78.6	89.7	
1-2	1.1	5.1	7.9	12.7	6.1	
3-5	0.3	1.4	3.0	4.8	2.1	
6-9	0.2	0.8	1.4	2.1	1.0	
10-19	0.0	0.5	1.1	1.1	0.6	
20-39	0.0	0.1	0.3	0.5	0.2	
40+	0.1	0.3	0.6	0.3	0.3	
N of Valid	3458	3299	3051	2272	12080	
N of Miss	519	303	316	163	1301	

Table 168: Think back over the last two weeks. How many times have you had five or more alcoholic drinks in a row?


Response	6	8	10	12	Total	
None	98.1	92.8	87.1	79.3	90.3	
Once	0.8	3.1	5.1	7.7	3.8	
Twice	0.6	1.8	3.2	6.2	2.7	
3-5 times	0.1	1.3	2.8	4.9	2.0	
6-9 times	0.1	0.4	0.9	0.8	0.5	
10 or more times	0.3	0.6	0.8	1.1	0.7	
N of Valid	3385	3252	3019	2261	11917	
N of Miss	591	351	349	177	1468	

Table 169: During the past 30 days, how many times did you ride in a car or other vehicle driven by someone who had been drinking alcohol?


Response	6	8	10	12	Total	
0 times	86.1	81.7	79.8	80.6	82.3	
1 time	7.3	7.6	8.8	8.6	8.0	
2 or 3 times	3.6	6.0	7.1	7.0	5.8	
4 or 5 times	0.8	1.7	1.9	1.8	1.5	
6 or more times	2.2	3.0	2.4	2.0	2.4	
N of Valid	3349	3248	3016	2257	11870	
N of Miss	623	356	353	181	1513	

Table 170: During the past 30 days, how many times did you drive a car or other vehicle when you had been drinking alcohol?







Response	6	8	10	12	Total	
I did not drive a car in the past 30 days	48.2	55.9	42.7	24.1	44.2	
0 times	49.8	40.8	54.1	67.8	51.9	
1 time	0.7	1.3	1.2	3.9	1.6	
2 or 3 times	0.5	1.0	1.2	2.6	1.2	
4 or 5 times	0.3	0.4	0.3	1.0	0.5	
6 or more times	0.4	0.6	0.5	0.7	0.6	
N of Valid	3225	3155	2966	2242	11588	
N of Miss	638	371	362	184	1555	

Table 171: If you drank alcohol (not just a sip or taste) in the past year, how did you usually get it?













Response	6	8	10	12	Total	
I did not drink alcohol in the past year	92.4	77.4	58.7	42.8	70.3	
I bought it myself with a fake ID	0.1	0.2	0.4	0.9	0.4	
I bought it myself without a fake ID	0.0	0.3	0.5	2.0	0.6	
I got it from someone I know age 21 or older	1.0	4.3	10.2	22.6	8.3	
I got it from someone I know under age 21	0.2	2.3	6.3	9.1	4.0	
I got it from my brother or sister	0.3	1.0	1.9	1.8	1.2	
I got it from home with my parents' permission	1.7	4.0	5.8	7.2	4.4	
I got it from home without my parents' permission	0.7	3.3	4.2	1.9	2.5	
I got it from another relative	0.4	2.4	3.1	2.7	2.1	
A stranger bought it for me	0.1	0.1	0.8	1.0	0.4	
I took it from a store or shop	0.1	0.2	0.1	0.2	0.1	
Other	3.1	4.6	7.9	7.8	5.6	
N of Valid	3252	3186	2945	2199	11582	
N of Miss	716	396	379	196	1687	

Table 172: If you drank alcohol (not just a sip or taste) in the past year, where did you usually drink it?











Response	6	8	10	12	Total	
I did not drink alcohol in the past year	94.4	78.5	60.0	43.8	71.7	
at my home	2.7	9.7	14.1	13.1	9.5	
at someone else's home	1.2	8.3	18.6	33.5	13.7	
at an open area like a park, beach, field, back road, woods, or a street corner	0.6	1.6	3.2	3.7	2.1	
at a sporting event or concert	0.2	0.4	0.5	0.8	0.5	
at a restaurant, bar, or a nightclub	0.2	0.4	0.9	1.6	0.7	
at an empty building or a construction site	0.1	0.0	0.1	0.0	0.1	
at a hotel/motel	0.3	0.3	1.0	1.7	0.8	
in a car	0.1	0.4	0.7	1.0	0.5	
at school	0.2	0.3	0.8	0.8	0.5	
N of Valid	3228	3151	2901	2181	11461	
N of Miss	740	415	397	202	1754	

Table 173: During the last month, about how many marijuana cigarettes, or the equivalent, did you smoke a day, on the average?








Response	6	8	10	12	Total	
None	98.6	91.4	84.7	77.5	89.1	
Less than 1 a day	0.8	3.7	6.3	10.1	4.8	
1 a day	0.2	1.3	2.1	3.2	1.6	
2-3 a day	0.1	1.9	3.1	4.9	2.3	
4-6 a day	0.1	0.9	1.9	2.4	1.2	
7-10 a day	0.0	0.4	0.7	1.1	0.5	
11 or more a day	0.2	0.4	1.1	0.9	0.6	
N of Valid	3295	3213	2997	2246	11751	
N of Miss	681	389	372	192	1634	

Table 174: How wrong would most adults (over 21) in your neighborhood think it is for kids your age: to use marijuana?





Response	6	8	10	12	Total	
Very wrong	91.2	76.3	65.7	61.3	74.9	
Wrong	5.2	12.4	17.7	18.9	13.0	
A little bit wrong	1.9	6.4	10.1	12.2	7.2	
Not wrong at all	1.7	4.9	6.5	7.7	4.9	
N of Valid	3261	3184	2961	2232	11638	
N of Miss	713	416	406	206	1741	

Table 175: How wrong would most adults (over 21) in your neighborhood think it is for kids your age: to drink alcohol?





Response	6	8	10	12	Total	
Very wrong	83.1	66.3	54.0	46.1	64.0	
Wrong	9.9	16.8	24.4	24.3	18.2	
A little bit wrong	4.4	11.0	14.0	20.3	11.7	
Not wrong at all	2.5	5.9	7.6	9.3	6.0	
N of Valid	3249	3174	2957	2226	11606	
N of Miss	727	424	410	211	1772	

Table 176: How wrong would most adults (over 21) in your neighborhood think it is for kids your age: to smoke cigarettes?





Response	6	8	10	12	Total	
Very wrong	83.5	70.8	60.4	47.8	67.3	
Wrong	9.3	14.9	20.3	22.7	16.2	
A little bit wrong	4.4	8.7	11.6	17.4	9.9	
Not wrong at all	2.7	5.5	7.7	12.0	6.6	
N of Valid	3246	3178	2954	2225	11603	
N of Miss	731	424	414	211	1780	

Table 177: How much do each of the following statements describe your neighborhood? crime and/or drug selling

Response	6	8	10	12	Total	
NO!	77.6	66.9	60.3	60.3	66.9	
no	12.0	17.1	21.9	19.9	17.4	
yes	6.1	10.6	11.9	13.5	10.3	
YES!	4.2	5.4	5.9	6.3	5.4	
N of Valid	3237	3195	2972	2225	11629	
N of Miss	736	407	397	212	1752	

Table 178: How much do each of the following statements describe your neighborhood? fights

Response	6	8	10	12	Total	
NO!	65.2	58.3	57.6	61.5	60.7	
no	15.3	18.4	22.9	21.4	19.2	
yes	12.1	14.5	13.3	11.4	12.9	
YES!	7.4	8.8	6.2	5.8	7.2	
N of Valid	3218	3188	2970	2223	11599	
N of Miss	749	413	398	214	1774	

Table 179: How much do each of the following statements describe your neighborhood? lots of empty or abandoned buildings

Response	6	8	10	12	Total	
NO!	77.4	67.6	66.3	68.9	70.2	
no	15.2	21.9	25.2	21.6	20.8	
yes	4.9	6.8	5.6	6.2	5.8	
YES!	2.5	3.7	2.8	3.4	3.1	
N of Valid	3216	3184	2959	2222	11581	
N of Miss	758	419	408	216	1801	

Table 180: How much do each of the following statements describe your neighborhood? lots of graffiti

Response	6	8	10	12	Total	
NO!	80.6	73.5	73.0	75.3	75.7	
no	13.4	19.5	22.2	20.1	18.6	
yes	3.4	4.1	3.1	3.2	3.5	
YES!	2.6	3.0	1.7	1.4	2.3	
N of Valid	3192	3182	2960	2221	11555	
N of Miss	785	420	408	216	1829	

Table 181: If I had to move, I would miss the neighborhood I now live in.

Response	6	8	10	12	Total	
NO!	18.4	17.2	17.0	18.8	17.8	
no	11.1	15.6	21.2	21.2	16.9	
yes	23.8	29.6	33.7	33.9	29.9	
YES!	46.6	37.6	28.1	26.1	35.5	
N of Valid	3213	3184	2957	2224	11578	
N of Miss	758	417	410	213	1798	

Table 182: My neighbors notice when I am doing a good job and let me know about it.

Response	6	8	10	12	Total	
NO!	35.5	39.6	39.1	42.1	38.8	
no	28.7	32.6	37.3	34.3	33.1	
yes	21.1	18.5	16.7	17.1	18.5	
YES!	14.6	9.4	6.9	6.5	9.6	
N of Valid	3190	3175	2944	2222	11531	
N of Miss	784	427	421	216	1848	

Table 183: I like my neighborhood.


Response	6	8	10	12	Total	
NO!	11.6	12.7	12.6	12.7	12.4	
no	8.9	10.1	14.2	12.5	11.3	
yes	30.5	40.8	45.3	49.8	40.8	
YES!	49.0	36.4	27.9	25.0	35.5	
N of Valid	3183	3170	2939	2216	11508	
N of Miss	783	432	422	218	1855	

Table 184: There are lots of adults in my neighborhood I could talk to about something important.


Response	6	8	10	12	Total	
NO!	26.3	30.2	29.5	34.7	29.8	
no	21.8	26.9	32.9	31.3	27.9	
yes	24.8	25.0	24.8	22.9	24.5	
YES!	27.1	17.9	12.8	11.2	17.9	
N of Valid	3184	3164	2936	2219	11503	
N of Miss	783	440	432	219	1874	

Table 185: I'd like to get out of my neighborhood.

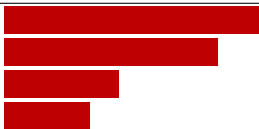
Response	6	8	10	12	Total	
NO!	55.0	41.8	30.2	26.2	39.5	
no	24.4	31.9	38.1	38.8	32.7	
yes	11.3	14.9	19.3	21.5	16.3	
YES!	9.3	11.4	12.5	13.5	11.5	
N of Valid	3179	3158	2931	2219	11487	
N of Miss	789	439	434	219	1881	

Table 186: There are people in my neighborhood who are proud of me when I do something well.

Response	6	8	10	12	Total	
NO!	24.1	27.1	26.9	29.7	26.7	
no	22.5	28.2	31.1	30.0	27.7	
yes	29.0	29.0	30.2	30.3	29.6	
YES!	24.4	15.6	11.8	10.1	16.0	
N of Valid	3153	3153	2930	2217	11453	
N of Miss	820	450	438	220	1928	

Table 187: There are people in my neighborhood who encourage me to do my best.

Response	6	8	10	12	Total	
NO!	22.1	26.2	26.6	28.8	25.7	
no	18.9	24.1	28.5	28.3	24.6	
yes	29.7	30.9	30.3	30.6	30.4	
YES!	29.3	18.8	14.6	12.3	19.4	
N of Valid	3145	3148	2936	2218	11447	
N of Miss	827	453	431	220	1931	

Table 188: I feel safe in my neighborhood.

Response	6	8	10	12	Total	
NO!	12.2	12.3	8.8	8.4	10.6	
no	9.5	11.6	12.1	10.5	10.9	
yes	30.9	37.3	44.4	45.7	39.0	
YES!	47.4	38.9	34.7	35.5	39.5	
N of Valid	3145	3147	2930	2210	11432	
N of Miss	825	449	432	221	1927	

Table 189: Which of the following activities for people your age are available in your community? sports teams?



Response	6	8	10	12	Total	
No	20.9	21.7	21.9	21.9	21.6	
Yes	79.1	78.3	78.1	78.1	78.4	
N of Valid	3139	3140	2914	2208	11401	
N of Miss	835	462	453	228	1978	

Table 190: Which of the following activities for people your age are available in your community? scouting?



Response	6	8	10	12	Total	
No	45.9	53.2	51.0	47.2	49.4	
Yes	54.1	46.8	49.0	52.8	50.6	
N of Valid	3068	3095	2872	2196	11231	
N of Miss	908	507	496	239	2150	

Table 191: Which of the following activities for people your age are available in your community? boys and girls clubs?



Response	6	8	10	12	Total	
No	33.9	38.8	37.5	35.3	36.4	
Yes	66.1	61.2	62.5	64.7	63.6	
N of Valid	3092	3097	2895	2198	11282	
N of Miss	881	507	474	239	2101	

Table 192: Which of the following activities for people your age are available in your community? 4-H clubs?



Response	6	8	10	12	Total	
No	68.4	68.5	64.0	62.7	66.2	
Yes	31.6	31.5	36.0	37.3	33.8	
N of Valid	2911	3038	2843	2180	10972	
N of Miss	1061	562	525	256	2404	

Table 193: Which of the following activities for people your age are available in your community? service clubs?



Response	6	8	10	12	Total	
No	50.8	53.9	45.8	42.4	48.7	
Yes	49.2	46.1	54.2	57.6	51.3	
N of Valid	2987	3056	2862	2183	11088	
N of Miss	984	546	507	255	2292	

Table 194: If a kid smoked marijuana in your neighborhood would he or she be caught by the police?





Response	6	8	10	12	Total	
NO!	12.9	20.2	20.3	23.0	18.8	
no	16.9	31.6	46.2	48.7	34.6	
yes	28.0	25.3	21.2	19.4	23.8	
YES!	42.3	23.0	12.2	8.9	22.8	
N of Valid	3119	3123	2905	2213	11360	
N of Miss	847	478	461	223	2009	

Table 195: If a kid drank some beer, wine or hard liquor (for example, vodka, whiskey, or gin) in your neighborhood would he or she be caught by the police?





Response	6	8	10	12	Total	
NO!	15.0	23.1	24.1	25.6	21.6	
no	22.3	38.2	49.8	52.6	39.6	
yes	27.7	21.2	17.4	14.8	20.8	
YES!	35.0	17.5	8.7	7.0	18.0	
N of Valid	3105	3115	2907	2210	11337	
N of Miss	865	488	462	227	2042	

Table 196: If a kid carried a handgun in your neighborhood would he or she be caught by the police?





Response	6	8	10	12	Total	
NO!	12.6	18.5	17.2	18.5	16.6	
no	14.9	25.0	34.2	37.9	27.1	
yes	26.5	26.3	28.0	25.9	26.7	
YES!	46.0	30.2	20.6	17.7	29.6	
N of Valid	3109	3109	2896	2206	11320	
N of Miss	866	491	468	229	2054	

Table 197: If you wanted to get some cigarettes, how easy would it be for you to get some?





Response	6	8	10	12	Total	
Very hard	79.9	53.5	32.6	16.5	48.0	
Sort of hard	7.6	13.8	14.9	8.6	11.4	
Sort of easy	6.5	16.0	22.1	18.3	15.4	
Very easy	6.0	16.7	30.3	56.6	25.1	
N of Valid	3046	3102	2908	2198	11254	
N of Miss	926	497	457	239	2119	

Table 198: If you wanted to get some beer, wine or hard liquor (for example, vodka, whiskey, or gin), how easy would it be for you to get some?





Response	6	8	10	12	Total	
Very hard	76.7	47.1	25.7	15.4	43.3	
Sort of hard	10.2	16.5	15.8	12.2	13.8	
Sort of easy	6.4	17.4	26.6	30.4	19.4	
Very easy	6.7	19.0	32.0	42.0	23.5	
N of Valid	3019	3095	2903	2197	11214	
N of Miss	953	506	464	240	2163	

Table 199: If you wanted to get a drug like cocaine, LSD, or amphetamines, how easy would it be for you to get some?





Response	6	8	10	12	Total	
Very hard	93.5	82.7	63.6	52.7	74.8	
Sort of hard	3.4	7.8	17.4	20.4	11.6	
Sort of easy	1.5	4.6	10.1	13.1	6.8	
Very easy	1.6	4.9	8.9	13.8	6.8	
N of Valid	3011	3088	2903	2188	11190	
N of Miss	965	515	464	250	2194	

Table 200: If you wanted to get a handgun, how easy would it be for you to get one?





Response	6	8	10	12	Total	
Very hard	80.1	66.0	54.8	46.9	63.1	
Sort of hard	9.1	12.9	18.0	19.4	14.5	
Sort of easy	5.1	9.7	12.1	14.2	10.0	
Very easy	5.7	11.4	15.1	19.6	12.4	
N of Valid	3011	3089	2906	2194	11200	
N of Miss	960	513	463	244	2180	

Table 201: If you wanted to get some marijuana, how easy would it be for you to get some?





Response	6	8	10	12	Total	
Very hard	91.1	65.7	36.1	20.8	56.1	
Sort of hard	3.0	8.0	9.8	8.8	7.3	
Sort of easy	2.6	9.5	16.2	18.1	11.1	
Very easy	3.3	16.7	37.9	52.2	25.6	
N of Valid	3010	3088	2901	2193	11192	
N of Miss	965	515	467	245	2192	

Table 202: During the past 12 months, have you participated in any alcohol prevention programs or seen any alcohol prevention messages in your school or community? Yes, a school-based program focused on preventing underage drinking and/or drinking and driving.

Response	6	8	10	12	Total	
No	67.6	76.4	84.8	89.3	78.2	
Yes	32.4	23.6	15.2	10.7	21.8	
N of Valid	3977	3604	3369	2438	13388	
N of Miss	0	0	0	0	0	

Table 203: During the past 12 months, have you participated in any alcohol prevention programs or seen any alcohol prevention messages in your school or community? Yes, a community-based program focused on preventing underage drinking and/or drinking and driving (for example, through your church or temple or through youth groups like Boys and Girls Club or 4-H).

Response	6	8	10	12	Total	
No	87.9	91.4	92.7	94.3	91.2	
Yes	12.1	8.6	7.3	5.7	8.8	
N of Valid	3977	3604	3369	2438	13388	
N of Miss	0	0	0	0	0	

Table 204: During the past 12 months, have you participated in any alcohol prevention programs or seen any alcohol prevention messages in your school or community? Yes, a media campaign addressing underage drinking and/or drinking and driving (for example, newspaper ads, posters, pamphlets, radio, TV).

Response	6	8	10	12	Total	
No	87.8	89.7	89.7	88.1	88.8	
Yes	12.2	10.3	10.3	11.9	11.2	
N of Valid	3977	3604	3369	2438	13388	
N of Miss	0	0	0	0	0	

Table 205: During the past 12 months, have you participated in any alcohol prevention programs or seen any alcohol prevention messages in your school or community? No

Response	6	8	10	12	Total	
No	61.2	45.0	38.2	32.0	45.7	
Yes	38.8	55.0	61.8	68.0	54.3	
N of Valid	3977	3604	3369	2438	13388	
N of Miss	0	0	0	0	0	

Table 206: How wrong do your parents feel it would be for YOU to: drink beer, wine or hard liquor (for example, vodka, whiskey or gin) regularly?


Response	6	8	10	12	Total	
Very wrong	91.0	79.4	70.1	58.2	76.0	
Wrong	5.6	11.7	16.6	21.6	13.3	
A little bit wrong	2.3	6.4	10.7	15.6	8.2	
Not wrong at all	1.0	2.4	2.6	4.6	2.5	
N of Valid	3016	3082	2881	2179	11158	
N of Miss	954	518	485	258	2215	

Table 207: How wrong do your parents feel it would be for YOU to: smoke cigarettes?


Response	6	8	10	12	Total	
Very wrong	93.2	87.3	82.1	71.4	84.4	
Wrong	4.3	8.1	12.1	16.6	9.8	
A little bit wrong	1.6	2.7	4.3	8.0	3.8	
Not wrong at all	0.9	1.9	1.5	4.0	1.9	
N of Valid	3016	3076	2879	2178	11149	
N of Miss	961	526	490	259	2236	

Table 208: How wrong do your parents feel it would be for YOU to: smoke marijuana?


Response	6	8	10	12	Total	
Very wrong	97.0	89.7	83.0	75.9	87.2	
Wrong	1.9	5.2	9.3	12.4	6.8	
A little bit wrong	0.5	3.1	5.1	7.2	3.7	
Not wrong at all	0.6	2.0	2.6	4.4	2.2	
N of Valid	2992	3054	2868	2177	11091	
N of Miss	983	546	501	261	2291	

Table 209: How wrong do your parents feel it would be for YOU to: steal something worth more than \$5?





Response	6	8	10	12	Total	
Very wrong	88.2	83.0	81.4	83.3	84.0	
Wrong	9.1	11.9	14.6	12.7	12.0	
A little bit wrong	1.7	3.1	3.0	2.5	2.6	
Not wrong at all	1.0	2.0	1.1	1.5	1.4	
N of Valid	3001	3056	2871	2178	11106	
N of Miss	973	546	497	260	2276	

Table 210: How wrong do your parents feel it would be for YOU to: draw graffiti, write things, or draw pictures on buildings or other property (without the owner's permission)?





Response	6	8	10	12	Total	
Very wrong	90.8	83.4	80.4	79.9	83.9	
Wrong	6.1	10.2	13.0	13.5	10.5	
A little bit wrong	1.6	3.8	4.9	4.6	3.6	
Not wrong at all	1.5	2.6	1.8	2.0	2.0	
N of Valid	2998	3062	2876	2178	11114	
N of Miss	975	541	492	260	2268	

Table 211: How wrong do your parents feel it would be for YOU to: pick a fight with someone?





Response	6	8	10	12	Total	
Very wrong	76.5	62.7	57.2	59.4	64.4	
Wrong	14.8	21.0	24.8	25.4	21.2	
A little bit wrong	6.8	12.3	14.7	12.1	11.4	
Not wrong at all	1.9	4.0	3.2	3.1	3.1	
N of Valid	3006	3063	2871	2171	11111	
N of Miss	971	540	496	266	2273	

Table 212: During the past 12 months, have you talked with at least one of your parents about the dangers of underage drinking and/or drinking and driving? By parents, we mean either your biological parents, adoptive parents, stepparents, or adult guardians - whether or not they live with you.



Response	6	8	10	12	Total	
No	48.0	58.7	56.0	56.0	54.7	
Yes	52.0	41.3	44.0	44.0	45.3	
N of Valid	2820	2964	2810	2145	10739	
N of Miss	1156	639	559	293	2647	

Table 213: Have any of your brothers or sisters ever: drunk beer, wine or hard liquor (for example, vodka, whiskey or gin)?




Response	6	8	10	12	Total	
No	79.7	60.2	47.3	37.4	57.6	
Yes	16.1	34.8	47.0	57.3	37.4	
I don't have any brothers or sisters	4.1	5.0	5.6	5.3	5.0	
N of Valid	2965	3026	2862	2164	11017	
N of Miss	1006	574	505	273	2358	

Table 214: Have any of your brothers or sisters ever: smoked marijuana?




Response	6	8	10	12	Total	
No	91.5	76.4	64.0	54.0	72.8	
Yes	4.5	18.5	30.3	40.9	22.2	
I don't have any brothers or sisters	4.0	5.0	5.7	5.2	4.9	
N of Valid	2952	3021	2856	2163	10992	
N of Miss	1024	582	512	274	2392	

Table 215: Have any of your brothers or sisters ever: smoked cigarettes?




Response	6	8	10	12	Total	
No	84.0	71.1	64.5	55.6	69.8	
Yes	11.9	23.5	29.6	39.1	25.0	
I don't have any brothers or sisters	4.2	5.4	5.9	5.3	5.2	
N of Valid	2950	3013	2850	2158	10971	
N of Miss	1026	590	519	279	2414	

Table 216: Have any of your brothers or sisters ever: taken a handgun to school?




Response	6	8	10	12	Total	
No	95.2	92.2	92.0	91.8	92.9	
Yes	0.7	2.7	2.2	2.7	2.1	
I don't have any brothers or sisters	4.1	5.1	5.8	5.4	5.1	
N of Valid	2943	3013	2849	2159	10964	
N of Miss	1034	588	520	279	2421	

Table 217: Have any of your brothers or sisters ever: been suspended or expelled from school?




Response	6	8	10	12	Total	
No	71.8	62.4	60.9	60.4	64.1	
Yes	24.1	32.4	33.2	34.2	30.7	
I don't have any brothers or sisters	4.1	5.2	5.9	5.5	5.1	
N of Valid	2941	3014	2853	2159	10967	
N of Miss	1033	587	516	279	2415	

Table 218: The rules in my family are clear.





Response	6	8	10	12	Total	
NO!	5.0	4.8	4.0	4.0	4.5	
no	4.5	8.8	9.1	8.4	7.7	
yes	25.9	34.5	42.5	44.2	36.2	
YES!	64.6	51.9	44.4	43.4	51.7	
N of Valid	2945	3023	2850	2168	10986	
N of Miss	1027	578	518	269	2392	

Table 219: People in my family often insult or yell at each other.

Response	6	8	10	12	Total	
NO!	37.9	26.3	20.2	20.0	26.6	
no	32.5	37.4	41.8	41.3	38.0	
yes	20.0	24.5	26.1	27.3	24.2	
YES!	9.6	11.8	12.0	11.4	11.2	
N of Valid	2922	3010	2843	2176	10951	
N of Miss	1050	589	526	261	2426	

Table 220: When I am not at home, one of my parents knows where I am and who I am with.

Response	6	8	10	12	Total	
NO!	5.7	5.1	4.1	4.9	4.9	
no	3.5	6.7	8.0	9.3	6.7	
yes	24.0	34.6	42.3	46.8	36.2	
YES!	66.8	53.6	45.7	39.1	52.2	
N of Valid	2916	2986	2828	2168	10898	
N of Miss	1056	613	541	266	2476	

Table 221: We argue about the same things in my family over and over.

Response	6	8	10	12	Total	
NO!	42.3	26.3	16.1	13.6	25.4	
no	31.0	33.9	38.2	35.7	34.6	
yes	17.1	25.7	30.3	36.4	26.8	
YES!	9.6	14.0	15.4	14.3	13.2	
N of Valid	2898	2984	2837	2162	10881	
N of Miss	1074	616	530	274	2494	

Table 222: If you drank some beer or wine or liquor (for example, vodka, whiskey, or gin) without your parents' permission, would you be caught by your parents?

Response	6	8	10	12	Total	
NO!	11.9	13.0	13.8	17.4	13.8	
no	4.7	18.9	34.2	42.2	23.7	
yes	12.7	23.1	24.5	21.9	20.4	
YES!	70.6	45.1	27.5	18.5	42.0	
N of Valid	2889	2976	2829	2154	10848	
N of Miss	1081	617	538	283	2519	

Table 223: My family has clear rules about alcohol and drug use.

Response	6	8	10	12	Total	
NO!	7.6	6.7	6.3	6.5	6.8	
no	5.1	9.7	13.3	13.9	10.3	
yes	13.7	24.2	31.9	36.3	25.8	
YES!	73.6	59.4	48.5	43.3	57.1	
N of Valid	2884	2968	2828	2153	10833	
N of Miss	1088	633	539	283	2543	

Table 224: If you carried a handgun without your parents' permission, would you be caught by your parents?

Response	6	8	10	12	Total	
NO!	8.9	10.0	8.7	11.0	9.6	
no	3.3	8.8	15.9	19.2	11.2	
yes	11.5	19.1	25.5	24.7	19.9	
YES!	76.3	62.1	49.9	45.1	59.3	
N of Valid	2873	2952	2819	2142	10786	
N of Miss	1098	643	545	295	2581	

Table 225: If you skipped school would you be caught by your parents?


Response	6	8	10	12	Total	
NO!	9.1	9.8	9.5	13.1	10.2	
no	5.2	12.8	20.1	27.4	15.6	
yes	14.9	23.7	29.7	27.8	23.7	
YES!	70.8	53.7	40.8	31.7	50.5	
N of Valid	2880	2958	2825	2147	10810	
N of Miss	1091	643	544	290	2568	

Table 226: Do you feel very close to your mother?


Response	6	8	10	12	Total	
NO!	6.0	9.7	9.9	8.6	8.5	
no	4.9	9.5	13.7	12.3	9.9	
yes	16.4	25.4	28.2	33.2	25.3	
YES!	72.7	55.5	48.2	45.9	56.3	
N of Valid	2874	2950	2817	2136	10777	
N of Miss	1096	650	550	297	2593	

Table 227: Do you share your thoughts and feelings with your mother?

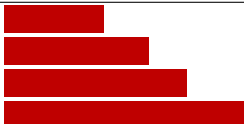
Response	6	8	10	12	Total	
NO!	11.5	15.8	15.4	12.6	13.9	
no	15.3	22.7	23.8	23.4	21.2	
yes	23.0	26.4	30.2	31.4	27.5	
YES!	50.1	35.1	30.7	32.6	37.4	
N of Valid	2864	2938	2804	2135	10741	
N of Miss	1106	663	562	297	2628	

Table 228: My parents ask me what I think before most family decisions affecting me are made.

Response	6	8	10	12	Total	
NO!	13.9	14.8	14.2	14.3	14.3	
no	17.2	22.1	25.3	25.2	22.3	
yes	29.7	34.3	38.3	38.4	35.0	
YES!	39.2	28.8	22.2	22.1	28.5	
N of Valid	2829	2937	2810	2146	10722	
N of Miss	1141	662	559	291	2653	

Table 229: Do you share your thoughts and feelings with your father?

Response	6	8	10	12	Total	
NO!	23.1	26.8	27.1	27.8	26.1	
no	20.3	26.5	29.0	26.5	25.5	
yes	24.6	24.2	25.6	26.6	25.2	
YES!	31.9	22.5	18.4	19.1	23.2	
N of Valid	2833	2937	2798	2134	10702	
N of Miss	1138	664	569	297	2668	

Table 230: Do you enjoy spending time with your mother?

Response	6	8	10	12	Total	
NO!	5.6	7.9	7.5	7.2	7.1	
no	3.4	6.9	10.3	9.4	7.4	
yes	21.8	33.8	38.6	41.3	33.4	
YES!	69.2	51.4	43.5	42.1	52.2	
N of Valid	2840	2934	2799	2131	10704	
N of Miss	1133	667	564	302	2666	

Table 231: Do you enjoy spending time with your father?

Response	6	8	10	12	Total	
NO!	10.7	15.2	16.7	18.3	15.0	
no	5.3	9.3	12.2	12.1	9.5	
yes	23.7	30.3	36.5	38.5	31.8	
YES!	60.3	45.2	34.6	31.0	43.6	
N of Valid	2809	2915	2781	2120	10625	
N of Miss	1158	680	587	312	2737	

Table 232: If I had a personal problem, I could ask my mom or dad for help.

Response	6	8	10	12	Total	
NO!	7.7	11.1	10.8	9.9	9.9	
no	6.1	11.6	14.1	12.7	11.0	
yes	20.7	30.0	36.7	37.2	30.7	
YES!	65.5	47.3	38.4	40.2	48.4	
N of Valid	2844	2934	2803	2137	10718	
N of Miss	1127	669	562	299	2657	

Table 233: Do you feel very close to your father?

Response	6	8	10	12	Total	
NO!	13.5	18.6	20.9	22.0	18.5	
no	9.3	14.6	19.1	20.8	15.6	
yes	20.5	24.9	28.4	28.8	25.4	
YES!	56.7	41.9	31.7	28.5	40.5	
N of Valid	2820	2924	2786	2129	10659	
N of Miss	1151	676	583	304	2714	

Table 234: My parents give me lots of chances to do fun things with them.

Response	6	8	10	12	Total	
NO!	7.1	9.8	10.6	11.1	9.5	
no	8.1	15.1	21.0	21.4	16.0	
yes	24.5	32.5	36.7	39.7	32.9	
YES!	60.3	42.6	31.7	27.8	41.5	
N of Valid	2851	2931	2803	2136	10721	
N of Miss	1122	667	562	299	2650	

Table 235: My parents ask if I've gotten my homework done.

Response	6	8	10	12	Total	
NO!	2.7	5.0	6.0	10.6	5.8	
no	2.4	7.3	12.2	19.1	9.7	
yes	19.5	33.3	42.1	40.2	33.3	
YES!	75.4	54.4	39.7	30.1	51.3	
N of Valid	2881	2962	2831	2174	10848	
N of Miss	1095	640	535	263	2533	

Table 236: People in my family have serious arguments.

Response	6	8	10	12	Total	
NO!	40.4	26.6	19.5	18.6	26.8	
no	34.5	42.3	46.1	46.1	42.0	
yes	15.7	19.2	22.9	24.7	20.4	
YES!	9.5	11.8	11.6	10.5	10.9	
N of Valid	2840	2948	2821	2172	10781	
N of Miss	1127	653	546	264	2590	

Table 237: Would your parents know if you did not come home on time?

Response	6	8	10	12	Total	
NO!	4.5	5.8	3.9	5.8	4.9	
no	6.6	11.5	13.0	13.0	10.9	
yes	23.2	33.3	39.9	43.5	34.4	
YES!	65.7	49.5	43.3	37.7	49.8	
N of Valid	2829	2932	2808	2168	10737	
N of Miss	1145	671	559	268	2643	

Table 238: It is important to be honest with your parents, even if they become upset or you get punished.

Response	6	8	10	12	Total	
NO!	3.5	5.5	5.3	5.8	5.0	
no	2.6	9.1	12.2	12.4	8.9	
yes	22.0	33.4	39.8	42.8	34.0	
YES!	71.9	52.0	42.8	39.0	52.2	
N of Valid	2818	2923	2812	2161	10714	
N of Miss	1157	675	556	276	2664	

Table 239: My parents notice when I am doing a good job and let me know about it.

Response	6	8	10	12	Total	
Never or Almost Never	6.9	10.2	10.1	9.6	9.2	
Sometimes	17.5	25.5	29.7	29.8	25.4	
Often	26.1	28.7	31.2	30.1	28.9	
All the time	49.5	35.5	29.1	30.5	36.5	
N of Valid	2837	2937	2814	2167	10755	
N of Miss	1139	664	553	270	2626	

Table 240: How often do your parents tell you they're proud of you for something you've done?





Response	6	8	10	12	Total	
Never or Almost Never	6.0	10.2	11.7	10.1	9.4	
Sometimes	15.1	21.4	26.9	29.4	22.8	
Often	29.4	32.1	32.8	30.7	31.3	
All the time	49.5	36.3	28.6	29.8	36.4	
N of Valid	2811	2926	2807	2163	10707	
N of Miss	1162	675	559	272	2668	

Table 241: How many brothers and sisters, including stepbrothers and stepsisters, do you have that are younger than you?








Response	6	8	10	12	Total	
0	32.0	30.6	31.3	32.9	31.6	
1	28.0	26.6	27.0	26.2	27.0	
2	16.9	17.3	16.3	17.1	16.9	
3	9.4	10.0	9.2	9.5	9.5	
4	4.9	5.7	6.0	5.6	5.5	
5	3.4	3.1	4.0	3.3	3.4	
6 or more	5.4	6.7	6.3	5.3	6.0	
N of Valid	2773	2900	2780	2159	10612	
N of Miss	1194	700	582	278	2754	

Table 242: How many brothers and sisters, including stepbrothers and stepsisters, do you have that are older than you?








Response	6	8	10	12	Total	
0	31.0	30.7	32.0	33.0	31.6	
1	24.3	25.8	27.1	26.7	25.9	
2	17.2	16.5	16.7	17.4	16.9	
3	10.2	10.1	9.3	8.1	9.5	
4	6.5	6.6	5.1	6.3	6.1	
5	3.8	4.2	4.0	3.1	3.8	
6 or more	7.0	6.0	5.8	5.4	6.1	
N of Valid	2803	2922	2798	2158	10681	
N of Miss	1170	679	569	279	2697	

Table 243: Have you changed homes in the past year (the last 12 months)?



Response	6	8	10	12	Total	
No	70.3	72.5	74.2	77.7	73.4	
Yes	29.7	27.5	25.8	22.3	26.6	
N of Valid	2795	2913	2791	2153	10652	
N of Miss	1182	690	577	285	2734	

Table 244: How many times have you changed homes since kindergarten?






Response	6	8	10	12	Total	
Never	33.5	25.3	23.3	22.7	26.4	
1 or 2 times	31.2	32.2	29.4	29.9	30.8	
3 or 4 times	19.2	22.2	23.3	22.7	21.8	
5 or 6 times	7.9	10.2	11.4	13.1	10.5	
7 or more times	8.1	10.1	12.6	11.6	10.5	
N of Valid	2755	2897	2789	2147	10588	
N of Miss	1215	702	576	290	2783	

Table 245: Have you changed schools (including changing from elementary to middle and middle to high school) in the past year?



Response	6	8	10	12	Total	
No	34.6	62.0	56.1	74.1	55.7	
Yes	65.4	38.0	43.9	25.9	44.3	
N of Valid	2745	2894	2779	2134	10552	
N of Miss	1227	708	585	304	2824	

Table 246: How many times have you changed schools since kindergarten (including changing from elementary to middle and middle to high school)?






Response	6	8	10	12	Total	
Never	21.3	15.3	12.1	10.8	15.1	
1 or 2 times	45.4	35.4	21.3	19.7	31.1	
3 or 4 times	21.5	30.1	38.3	38.4	31.7	
5 or 6 times	7.5	11.9	16.8	19.4	13.6	
7 or more times	4.3	7.4	11.5	11.7	8.6	
N of Valid	2763	2896	2779	2145	10583	
N of Miss	1207	708	588	290	2793	

Table 247: Has anyone in your family ever had severe alcohol or drug problems?



Response	6	8	10	12	Total	
No	76.3	66.3	58.1	56.1	64.7	
Yes	23.7	33.7	41.9	43.9	35.3	
N of Valid	2744	2891	2759	2138	10532	
N of Miss	1232	712	606	300	2850	

Table 248: About how many adults (over 21) have you known personally who in the past year have: used marijuana, crack, cocaine, or other drugs?






Response	6	8	10	12	Total	
0	79.2	65.1	49.7	43.0	60.2	
1	10.9	14.1	15.1	13.6	13.4	
2	4.4	7.5	11.5	12.4	8.7	
3-4	2.4	5.0	8.4	10.7	6.4	
5+	3.1	8.3	15.2	20.2	11.2	
N of Valid	2712	2872	2748	2133	10465	
N of Miss	1259	731	616	304	2910	

Table 249: About how many adults (over 21) have you known personally who in the past year have: sold or dealt drugs?






Response	6	8	10	12	Total	
0	88.2	75.8	64.6	58.5	72.5	
1	6.6	10.6	12.8	12.6	10.6	
2	2.4	5.1	8.2	10.3	6.3	
3-4	1.0	3.6	5.0	7.8	4.1	
5+	1.7	4.9	9.4	10.8	6.5	
N of Valid	2707	2858	2746	2136	10447	
N of Miss	1270	744	622	301	2937	

Table 250: About how many adults (over 21) have you known personally who in the past year have: done other things that could get them in trouble with the police, like stealing, selling stolen goods, mugging or assaulting others, etc.?






Response	6	8	10	12	Total	
0	81.7	70.6	62.9	59.0	69.1	
1	10.4	12.8	12.3	12.0	11.9	
2	3.7	6.0	9.2	9.2	6.9	
3-4	2.0	4.5	5.0	6.7	4.4	
5+	2.2	6.2	10.5	13.0	7.7	
N of Valid	2709	2867	2747	2133	10456	
N of Miss	1267	736	619	304	2926	

Table 251: About how many adults (over 21) have you known personally who in the past year have: gotten drunk or high?






Response	6	8	10	12	Total	
0	65.1	46.0	32.2	25.8	43.2	
1	17.1	17.5	15.1	13.1	15.9	
2	6.4	9.5	11.3	11.9	9.7	
3-4	4.4	8.6	11.4	13.0	9.2	
5+	6.9	18.4	30.0	36.3	22.1	
N of Valid	2700	2863	2749	2132	10444	
N of Miss	1275	741	619	306	2941	

Table 252: Have you seen or heard information about underage drinking in the past 12 months from the following sources? Radio



Response	6	8	10	12	Total	
No	48.7	47.5	45.6	47.7	47.4	
Yes	51.3	52.5	54.4	52.3	52.6	
N of Valid	2676	2829	2718	2117	10340	
N of Miss	1301	772	649	320	3042	

Table 253: Have you seen or heard information about underage drinking in the past 12 months from the following sources? TV.



Response	6	8	10	12	Total	
No	25.8	22.0	19.8	22.8	22.6	
Yes	74.2	78.0	80.2	77.2	77.4	
N of Valid	2668	2814	2727	2118	10327	
N of Miss	1307	789	641	320	3057	

Table 254: Have you seen or heard information about underage drinking in the past 12 months from the following sources? Print. This includes information on underage drinking you may have seen in the newspaper, on a billboard, in pamphlets, on stickers, etc.



Response	6	8	10	12	Total	
No	48.7	45.2	41.6	41.3	44.4	
Yes	51.3	54.8	58.4	58.7	55.6	
N of Valid	2658	2816	2716	2111	10301	
N of Miss	1318	788	652	327	3085	

Table 255: Have you seen or heard information about underage drinking in the past 12 months from the following sources? Website or social media? (Facebook, Myspace, website, etc.)



Response	6	8	10	12	Total	
No	50.7	41.1	38.4	40.2	42.7	
Yes	49.3	58.9	61.6	59.8	57.3	
N of Valid	2661	2806	2715	2112	10294	
N of Miss	1315	794	653	326	3088	

Table 256: The next questions ask about your opinions of the information you saw or heard. If you have seen or heard more than one ad, please think about your favorite ad when answering these questions. The information about underage drinking that I saw or heard was convincing.

Response	6	8	10	12	Total	
NO!	28.2	20.3	15.4	15.6	20.0	
no	7.5	13.3	21.1	23.4	16.0	
yes	17.1	28.7	34.5	34.7	28.5	
YES!	29.6	23.6	18.4	16.8	22.3	
I have not seen or heard any ads about underage drinking in the past 12 months.	17.6	14.2	10.7	9.5	13.2	
N of Valid	2598	2798	2705	2102	10203	
N of Miss	1371	801	660	336	3168	

Table 257: The next questions ask about your opinions of the information you saw or heard. If you have seen or heard more than one ad, please think about your favorite ad when answering these questions. The information about underage drinking that I saw or heard grabbed my attention.

Response	6	8	10	12	Total	
NO!	25.3	17.7	13.3	14.6	17.8	
no	8.7	17.7	24.6	25.9	18.9	
yes	17.8	26.7	31.9	31.7	26.8	
YES!	30.2	23.4	19.5	18.4	23.1	
I have not seen or heard any ads about underage drinking in the past 12 months.	18.0	14.5	10.7	9.4	13.3	
N of Valid	2594	2792	2700	2096	10182	
N of Miss	1379	807	666	342	3194	

Table 258: The next questions ask about your opinions of the information you saw or heard. If you have seen or heard more than one ad, please think about your favorite ad when answering these questions. The information about underage drinking that I saw or heard said something important to me.

Response	6	8	10	12	Total	
NO!	22.6	18.8	14.3	16.6	18.1	
no	9.1	17.0	26.4	29.2	20.0	
yes	16.7	25.2	29.9	28.6	25.0	
YES!	33.1	24.4	18.6	16.2	23.4	
I have not seen or heard any ads about underage drinking in the past 12 months.	18.5	14.5	10.8	9.5	13.5	
N of Valid	2593	2786	2698	2099	10176	
N of Miss	1381	816	668	339	3204	

Table 259: The next questions ask about your opinions of the information you saw or heard. If you have seen or heard more than one ad, please think about your favorite ad when answering these questions. Seeing or hearing this information about underage drinking made me want to stop or decrease my drinking.










Response	6	8	10	12	Total	
NO!	25.0	22.4	18.8	21.7	21.9	
no	4.5	11.6	24.1	28.5	16.7	
yes	7.7	15.4	20.6	20.6	16.0	
YES!	29.5	25.8	19.0	16.0	22.8	
I have not seen or heard any ads about underage drinking in the past 12 months.	33.4	24.6	17.5	13.2	22.5	
N of Valid	2426	2706	2617	2068	9817	
N of Miss	1545	896	748	370	3559	

Table 260: How honest were you in filling out this survey?

Response	6	8	10	12	Total	
I was very honest	85.3	77.6	79.9	80.7	80.8	
I was honest pretty much of the time	12.3	17.3	15.8	14.7	15.1	
I was honest some of the time	1.8	3.7	3.2	3.2	3.0	
I was honest once in a while	0.5	1.4	1.1	1.4	1.1	
I was not honest at all	0.0	0.0	0.0	0.0	0.0	
N of Valid	2673	2827	2750	2135	10385	
N of Miss	1304	772	609	301	2986	