

# 2018 APNA

## Arkansas Prevention Needs Assessment Survey

**Region 9  
Frequency Distribution Tables**

Counties: Lonoke, Prairie, Pulaski, Saline

Arkansas Department of Human Services  
Division of Aging, Adult & Behavioral Health Services  
And  
University of Arkansas at Little Rock  
MidSOUTH Center for Prevention and Training

Conducted by International Survey Associates dba Pride Surveys



## Contents

1	INTRODUCTION	11
2	PERCENTAGE TABLES	15

## List of Frequency Distribution Tables

1	Gender	16
2	Age	16
3	Are you Hispanic or Latino?	16
4	What is your race? Black or African American	17
5	What is your race? Asian	17
6	What is your race? American Indian	17
7	What is your race? Alaska Native	17
8	What is your race? White	18
9	What is your race? Native Hawaiian or Other Pacific Islander	18
10	What is your race? Other	18
11	What is the highest level of schooling completed by your mother or father?	19
12	Think of where you live most of the time. Which of the following people live there with you? Mother	19
13	Think of where you live most of the time. Which of the following people live there with you? Stepmother	19
14	Think of where you live most of the time. Which of the following people live there with you? Foster Mother	20
15	Think of where you live most of the time. Which of the following people live there with you? Grandmother	20
16	Think of where you live most of the time. Which of the following people live there with you? Aunt	20
17	Think of where you live most of the time. Which of the following people live there with you? Father	20
18	Think of where you live most of the time. Which of the following people live there with you? Stepfather	21
19	Think of where you live most of the time. Which of the following people live there with you? Foster Father	21
20	Think of where you live most of the time. Which of the following people live there with you? Grandfather	21
21	Think of where you live most of the time. Which of the following people live there with you? Uncle	21
22	Think of where you live most of the time. Which of the following people live there with you? Other Adults	22
23	Think of where you live most of the time. Which of the following people live there with you? Brother(s)	22
24	Think of where you live most of the time. Which of the following people live there with you? Stepbrother(s)	22
25	Think of where you live most of the time. Which of the following people live there with you? Sister(s)	22
26	Think of where you live most of the time. Which of the following people live there with you? Stepsister(s)	23

27	Think of where you live most of the time. Which of the following people live there with you? Other Children . . . . .	23
28	In my school, students have lots of chances to help decide things like class activities and rules. . . . .	23
29	Teachers ask me to work on special classroom projects. . . . .	23
30	My teacher(s) notices when I am doing a good job and lets me know about it. . . . .	24
31	There are lots of chances for students in my school to get involved in sports, clubs, and other school activities outside of class. . . . .	24
32	There are lots of chances for students in my school to talk with a teacher one-on-one. . . . .	24
33	I feel safe at my school. . . . .	25
34	The school lets my parents know when I have done something well. . . . .	25
35	My teachers praise me when I work hard in school. . . . .	25
36	Are your school grades better than the grades of most students in your class? . . . . .	26
37	I have lots of chances to be part of class discussions or activities. . . . .	26
38	Now thinking back over the past year in school, how often did you: enjoy being in school? . . . . .	26
39	Now thinking back over the past year in school, how often did you: hate being in school? . . . . .	27
40	Now thinking back over the past year in school, how often did you: try to do your best work in school? . . . . .	27
41	How often do you feel that the school work you are assigned is meaningful and important? . . . . .	27
42	Putting them all together, what were your grades like last year? . . . . .	28
43	How important do you think the things you are learning in school are going to be for your later life? . . . . .	28
44	During the LAST FOUR WEEKS how many whole days of school have you missed because you skipped or "cut"? . . . . .	28
45	What are the chances you would be seen as cool if you: smoked cigarettes? . . . . .	29
46	What are the chances you would be seen as cool if you: worked hard at school? . . . . .	29
47	What are the chances you would be seen as cool if you: began drinking alcoholic beverages regularly, that is, at least once or twice a month? . . . . .	29
48	What are the chances you would be seen as cool if you: defended someone who was being bullied? . . . . .	30
49	What are the chances you would be seen as cool if you: smoked marijuana? . . . . .	30
50	What are the chances you would be seen as cool if you: carried a handgun? . . . . .	30
51	What are the chances you would be seen as cool if you: used e-cigarettes, e-cigars or e-hookahs (vaping)? . . . . .	31

52	What are the chances you would be seen as cool if you: bullied someone or cyber bullied someone? . . . . .	31
53	Think of your four best friends (the friends you feel closest to). In the past year (12 months), how many of your best friends have: participated in clubs, organizations or activities at school? . . . . .	31
54	Think of your four best friends (the friends you feel closest to). In the past year (12 months), how many of your best friends have: smoked cigarettes? . . . . .	32
55	Think of your four best friends (the friends you feel closest to). In the past year (12 months), how many of your best friends have: tried beer, wine or hard liquor (for example, vodka, whiskey, or gin) when their parents didn't know about it? . . . . .	32
56	Think of your four best friends (the friends you feel closest to). In the past year (12 months), how many of your best friends have: used e-cigarettes, e-cigars, or e-hookahs? . . . . .	32
57	Think of your four best friends (the friends you feel closest to). In the past year (12 months), how many of your best friends have: used marijuana? . . . . .	33
58	Think of your four best friends (the friends you feel closest to). In the past year (12 months), how many of your best friends have: used prescription drugs or non-prescription drugs for the purpose of getting high? . . . . .	33
59	Think of your four best friends (the friends you feel closest to). In the past year (12 months), how many of your best friends have: used synthetic marijuana (K2, spice) or bath salts? . . . . .	33
60	Think of your four best friends (the friends you feel closest to). In the past year (12 months), how many of your best friends have: used LSD, cocaine, amphetamines, or other illegal drugs? . . . . .	34
61	Think of your four best friends (the friends you feel closest to). In the past year (12 months), how many of your best friends have: been bullied? . . . . .	34
62	Think of your four best friends (the friends you feel closest to). In the past year (12 months), how many of your best friends have: been suspended from school? . . . . .	34
63	Think of your four best friends (the friends you feel closest to). In the past year (12 months), how many of your best friends have: carried a handgun? . . . . .	35
64	Think of your four best friends (the friends you feel closest to). In the past year (12 months), how many of your best friends have: sold illegal drugs? . . . . .	35
65	Think of your four best friends (the friends you feel closest to). In the past year (12 months), how many of your best friends have: regularly attended religious services? . . . . .	35

66	Think of your four best friends (the friends you feel closest to). In the past year (12 months), how many of your best friends have: stolen or tried to steal a motor vehicle such as a car or motorcycle?	36
67	Think of your four best friends (the friends you feel closest to). In the past year (12 months), how many of your best friends have: been arrested?	36
68	Think of your four best friends (the friends you feel closest to). In the past year (12 months), how many of your best friends have: dropped out of school?	36
69	Think of your four best friends (the friends you feel closest to). In the past year (12 months), how many of your best friends have: been members of a gang?	37
70	How old were you when you first: smoked marijuana?	37
71	How old were you when you first: smoked a cigarette, even just a puff?	38
72	How old were you when you first: had more than a sip or two of beer, wine or hard liquor (for example, vodka, whiskey, or gin)?	38
73	How old were you when you first: began drinking alcoholic beverages regularly, that is, at least once or twice a month?	39
74	How old were you when you first: used Pegaramide (peg, Peggy)?	39
75	How old were you when you first: got suspended from school?	40
76	How old were you when you first: got arrested?	40
77	How old were you when you first: carried a handgun?	41
78	How old were you when you first: used e-cigarettes, e-cigars, or e-hookahs (vaping)?	41
79	How old were you when you first: belonged to a gang?	42
80	How old were you when you first: used prescription drugs not prescribed to you?	42
81	How wrong do you think it is for someone your age to: take a handgun to school?	43
82	How wrong do you think it is for someone your age to: steal anything?	43
83	How wrong do you think it is for someone your age to: pick a fight with someone?	43
84	How wrong do you think it is for someone your age to: attack someone with the idea of seriously hurting them?	44
85	How wrong do you think it is for someone your age to: stay away from school all day when their parents think they are at school?	44
86	How wrong do you think it is for someone your age to: drink beer, wine or hard liquor (for example, vodka, whiskey, or gin) regularly?	44
87	How wrong do you think it is for someone your age to: smoke cigarettes?	45
88	How wrong do you think it is for someone your age to: smoke marijuana?	45

89	How wrong do you think it is for someone your age to: use prescription drugs or non-prescription drugs for the purpose of getting high?	45
90	How wrong do you think it is for someone your age to: use synthetic marijuana (K2, spice) or bath salts?	46
91	How wrong do you think it is for someone your age to: use LSD, cocaine, amphetamines or another illegal drug?	46
92	How wrong do you think it is for someone your age to: use e-cigarettes, e-cigars or e-hookahs (vaping)?	46
93	At school during the past 12 months, did you receive help from the resource teacher, speech therapist or other special education teacher?	47
94	How many times in the past year (12 months) have you: been suspended from school?	47
95	How many times in the past year (12 months) have you: carried a handgun?	47
96	How many times in the past year (12 months) have you: sold illegal drugs?	48
97	How many times in the past year (12 months) have you: stolen or tried to steal a motor vehicle such as a car or motorcycle?	48
98	How many times in the past year (12 months) have you: participated in clubs, organizations or activities at school?	48
99	How many times in the past year (12 months) have you: been arrested?	49
100	How many times in the past year (12 months) have you: attacked someone with the idea of seriously hurting them?	49
101	How many times in the past year (12 months) have you: been drunk or high at school?	49
102	How many times in the past year (12 months) have you: taken a handgun to school?	50
103	How many times in the past year (12 months) have you: used e-cigarettes, e-cigars, or e-hookahs (vaping)?	50
104	Are you currently on probation, or assigned a probation officer with Juvenile Court?	50
105	Have you ever belonged to a gang?	51
106	If you have ever belonged to a gang, did that gang have a name?	51
107	You are at a party at someone's house, and one of your friends offers you a drink containing alcohol. What would you say or do?	51
108	How often do you attend religious services or activities?	52
109	I think sometimes it's okay to cheat at school.	52
110	It is important to think before you act.	52
111	Sometimes I think that life is not worth it.	53
112	At times I think I am no good at all.	53
113	All in all, I am inclined to think that I am a failure.	53
114	In the past year, have you felt depressed or sad MOST days, even if you felt okay sometimes?	54
115	It is all right to beat up people if they start the fight.	54



116	I think it is okay to take something without asking if you can get away with it. . . . .	54
117	Where do you get the most information about living a drug and alcohol free life? Parents/guardians . . . . .	55
118	Where do you get the most information about living a drug and alcohol free life? Friends . . . . .	55
119	Where do you get the most information about living a drug and alcohol free life? Family members . . . . .	55
120	Where do you get the most information about living a drug and alcohol free life? School . . . . .	56
121	Where do you get the most information about living a drug and alcohol free life? Internet . . . . .	56
122	Where do you get the most information about living a drug and alcohol free life? TV . . . . .	56
123	Where do you get the most information about living a drug and alcohol free life? Social media . . . . .	57
124	How much do you think people risk harming themselves (physically or in other ways) if they: smoked one or more packs of cigarettes per day? . . . . .	57
125	How much do you think people risk harming themselves (physically or in other ways) if they: try marijuana once or twice? . . . . .	57
126	How much do you think people risk harming themselves (physically or in other ways) if they: smoke marijuana once or twice a week? . . . . .	58
127	How much do you think people risk harming themselves (physically or in other ways) if they: take one or two drinks of an alcoholic beverage (beer, wine, liquor) nearly every day? . . . . .	58
128	How much do you think people risk harming themselves (physically or in other ways) if they: have five or more drinks of an alcoholic beverage once or twice a weekend? . . . . .	58
129	How much do you think people risk harming themselves (physically or in other ways) if they: use prescription drugs that are not prescribed to them? . . . . .	59
130	How much do you think people risk harming themselves (physically or in other ways) if they: use non-prescription drugs to get high? . . . . .	59
131	How much do you think people risk harming themselves (physically or in other ways) if they: use e-cigarettes, e-cigars, or e-hookahs? . . . . .	59
132	Have you ever used smokeless tobacco (chew, snuff, plug, dipping tobacco, or chewing tobacco)? . . . . .	60
133	How often have you used smokeless tobacco during the past 30 days? . . . . .	60
134	Have you ever smoked cigarettes? . . . . .	60
135	How frequently have you smoked cigarettes during the past 30 days? . . . . .	61
136	Which statement best describes rules about smoking inside your home or your family cars? . . . . .	61
137	Have you ever used e-cigarettes, e-cigars, or e-hookahs (vaping)? . . . . .	61

138	How frequently have you used e-cigarettes, e-cigars, or e-hookahs (vaping)? . . . . .	62
139	During this school year, were you taught in any of your classes about the dangers of tobacco use? . . . . .	62
140	During the past 12 months, have you participated in any community activities to discourage people your age from using cigarettes, chewing tobacco, snuff, dip or cigars, e-cigarettes, e-cigars, or e-hookahs? . . . . .	62
141	Think back over the last two weeks. How many times have you had five or more alcoholic drinks in a row? . . . . .	63
142	During the past 30 days, how many times did you ride in a car or other vehicle driven by someone who had been drinking alcohol or using drugs to get high? . . . . .	63
143	During the past 30 days, how many times did you drive a car or other vehicle when you had been drinking alcohol or using drugs to get high? . . . . .	63
144	If you drank alcohol (not just a sip or taste) in the past year, where did you usually drink it? . . . . .	64
145	How do you feel about someone your age having one or two drinks of an alcoholic beverage nearly every day? . . . . .	64
146	On how many occasions have you had alcoholic beverages (beer, wine or hard liquor) to drink in your lifetime - more than just a few sips? . . . . .	64
147	On how many occasions have you drunk one or more drinks of an alcoholic beverage during the past 30 days? . . . . .	65
148	On how many occasions have you used marijuana (grass, pot) or hashish (hash, hash oil) in your lifetime? . . . . .	65
149	On how many occasions have you used marijuana (grass, pot) or hashish (hash, hash oil) during the past 30 days? . . . . .	65
150	On how many occasions have you used LSD or other psychedelics in your lifetime? . . . . .	66
151	On how many occasions have you used LSD or other psychedelics during the past 30 days? . . . . .	66
152	On how many occasions have you used cocaine or crack in your lifetime? . . . . .	66
153	On how many occasions have you used cocaine or crack during the past 30 days? . . . . .	67
154	On how many occasions have you sniffed glue, breathed the contents of an aerosol spray can, or inhaled other gases or sprays, in order to get high in your lifetime? . . . . .	67
155	On how many occasions have you sniffed glue, breathed the contents of an aerosol spray can, or inhaled other gases or sprays, in order to get high during the past 30 days? . . . . .	67
156	On how many occasions have you used Pegaramide (peg, Peggy, etc.) in your lifetime? . . . . .	68

157	On how many occasions have you used Pegaramide (peg, Peggy, etc.) during the past 30 days? . . . . .	68
158	On how many occasions have you used synthetic marijuana (K2, spice) in your lifetime? . . . . .	68
159	On how many occasions have you used synthetic marijuana (K2, spice) during the past 30 days? . . . . .	69
160	On how many occasions have you used methamphetamines (meth, speed, crank, crystal meth) in your lifetime? . . . . .	69
161	On how many occasions have you used methamphetamines (meth, speed, crank, crystal meth) in the past 30 days? . . . . .	69
162	On how many occasions have you used other chemical products (bath salts, plant food, etc.) in your lifetime? . . . . .	70
163	On how many occasions have you used other chemical products (bath salts, plant food, etc.) during the past 30 days? . . . . .	70
164	On how many occasions have you used heroin or other opiates in your lifetime? . . . . .	70
165	On how many occasions have you used heroin or other opiates during the past 30 days? . . . . .	71
166	On how many occasions have you used MDMA ('X', 'E', or ecstasy) in your lifetime? . . . . .	71
167	On how many occasions have you used MDMA ('X', 'E', or ecstasy) during the past 30 days? . . . . .	71
168	On how many occasions have you taken prescription drugs (such as Valium, Xanax, Ritalin, Adderall, OxyContin, Tramadol, or sleeping pills) not prescribed to you in your lifetime? . . . . .	72
169	On how many occasions have you taken prescription drugs (such as Valium, Xanax, Ritalin, Adderall, OxyContin, Tramadol, or sleeping pills) not prescribed to you during the past 30 days? . . . . .	72
170	On how many occasions have you taken non-prescription medicines such as diet pills (for example, Dietac, Dexatrim or Prolamine), stay-awake pills (for example No-Doz, Vivarin, or Wake), or cough or cold medicines (robos, DXM, etc.) to get high in your lifetime? . . . . .	72
171	On how many occasions have you taken non-prescription medicines such as diet pills (for example, Dietac, Dexatrim or Prolamine), stay-awake pills (for example No-Doz, Vivarin, or Wake), or cough or cold medicines (robos, DXM, etc.) to get high during the past 30 days? . . . . .	73
172	On how many occasions have you been drunk or very high from drinking alcoholic beverages during the past 30 days? . . . . .	73
173	On how many occasions have you drunk flavored alcoholic beverages, sometimes called 'alcopops' (like Mike's Hard Lemonade, Smirnoff Ice, Bacardi Breezers, etc.) in your lifetime? . . . . .	73
174	On how many occasions have you drunk flavored alcoholic beverages, sometimes called 'alcopops' (like Mike's Hard Lemonade, Smirnoff Ice, Bacardi Breezers, etc.) during the past 30 days? . . . . .	74

175	If you smoked cigarettes (not just a puff or drag) in the past year, how did you usually get them? . . . . .	74
176	If you used e-cigarettes, e-cigars, or e-hookahs (not just a puff or drag) in the past year, how did you usually get them? - I did not use e-cigarettes, e-cigars, or e-hookahs in the past year . . . . .	75
177	If you used e-cigarettes, e-cigars, or e-hookahs (not just a puff or drag) in the past year, how did you usually get them? - I bought them in a store such as a convenience store, supermarket, discount store, or gas station . . . . .	75
178	If you used e-cigarettes, e-cigars, or e-hookahs (not just a puff or drag) in the past year, how did you usually get them? - I got them on the Internet . . . . .	75
179	If you used e-cigarettes, e-cigars, or e-hookahs (not just a puff or drag) in the past year, how did you usually get them? - I got them at a store that sells electronic cigarettes, such as a "vape shop" . . . . .	75
180	If you used e-cigarettes, e-cigars, or e-hookahs (not just a puff or drag) in the past year, how did you usually get them? - I got them from a family member . . . . .	76
181	If you used e-cigarettes, e-cigars, or e-hookahs (not just a puff or drag) in the past year, how did you usually get them? - I got them from a friend . . . . .	76
182	If you used e-cigarettes, e-cigars, or e-hookahs (not just a puff or drag) in the past year, how did you usually get them? - A stranger got them for me . . . . .	76
183	If you used e-cigarettes, e-cigars, or e-hookahs (not just a puff or drag) in the past year, how did you usually get them? - I took them from a store or shop . . . . .	76
184	If you used e-cigarettes, e-cigars, or e-hookahs (not just a puff or drag) in the past year, how did you usually get them? - I got them some other way . . . . .	77
185	If you used marijuana (grass, pot) (not just a puff or drag) in the past year, how did you usually get it? - I did not use marijuana (grass, pot) in the past year . . . . .	77
186	If you used marijuana (grass, pot) (not just a puff or drag) in the past year, how did you usually get it? - I bought it myself . . . . .	77
187	If you used marijuana (grass, pot) (not just a puff or drag) in the past year, how did you usually get it? - I got it from someone at school . . . . .	77
188	If you used marijuana (grass, pot) (not just a puff or drag) in the past year, how did you usually get it? - I got it from someone with a medical marijuana card . . . . .	78
189	If you used marijuana (grass, pot) (not just a puff or drag) in the past year, how did you usually get it? - I got it from my brother or sister . . . . .	78

190	If you used marijuana (grass, pot) (not just a puff or drag) in the past year, how did you usually get it? - I got it from another relative	78
191	If you used marijuana (grass, pot) (not just a puff or drag) in the past year, how did you usually get it? - Other	78
192	If you drank alcohol (not just a sip or taste) in the past year, how did you usually get it?	79
193	If you used prescription drugs or over the counter drugs without a doctor telling you to use it or for the purpose of getting high, where did you get these drugs? - Did not use	79
194	If you used prescription drugs or over the counter drugs without a doctor telling you to use it or for the purpose of getting high, where did you get these drugs? - Bought or took from store or shop	80
195	If you used prescription drugs or over the counter drugs without a doctor telling you to use it or for the purpose of getting high, where did you get these drugs? - Got from parents with permission	80
196	If you used prescription drugs or over the counter drugs without a doctor telling you to use it or for the purpose of getting high, where did you get these drugs? - Got from home without permission	80
197	If you used prescription drugs or over the counter drugs without a doctor telling you to use it or for the purpose of getting high, where did you get these drugs? - Got from relative with permission	80
198	If you used prescription drugs or over the counter drugs without a doctor telling you to use it or for the purpose of getting high, where did you get these drugs? - Got from relative without permission	81
199	If you used prescription drugs or over the counter drugs without a doctor telling you to use it or for the purpose of getting high, where did you get these drugs? - Got from friend's home with permission	81
200	If you used prescription drugs or over the counter drugs without a doctor telling you to use it or for the purpose of getting high, where did you get these drugs? - Got from friend's home without permission	81
201	If you used prescription drugs or over the counter drugs without a doctor telling you to use it or for the purpose of getting high, where did you get these drugs? - Got from friend at school	81
202	If you used prescription drugs or over the counter drugs without a doctor telling you to use it or for the purpose of getting high, where did you get these drugs? - Got from friend at party	82
203	If you used prescription drugs or over the counter drugs without a doctor telling you to use it or for the purpose of getting high, where did you get these drugs? - Got from friend, elsewhere	82
204	If you used prescription drugs or over the counter drugs without a doctor telling you to use it or for the purpose of getting high, where did you get these drugs? - Got from internet sale	82
205	During the last month, about how many marijuana cigarettes, or the equivalent, did you smoke a day, on the average?	83

206	How wrong do your friends feel it would be for YOU to: have one or two drinks of an alcoholic beverage nearly every day?	83
207	How wrong do your friends feel it would be for YOU to: smoke tobacco?	83
208	How wrong do your friends feel it would be for YOU to: smoke marijuana?	84
209	How wrong do your friends feel it would be for YOU to: use prescription drugs not prescribed to you?	84
210	How wrong would most adults (over 21) in your neighborhood think it is for kids your age: to use marijuana?	84
211	How wrong would most adults (over 21) in your neighborhood think it is for kids your age: to drink alcohol?	85
212	How wrong would most adults (over 21) in your neighborhood think it is for kids your age: to smoke cigarettes?	85
213	How much do each of the following statements describe your neighborhood? crime and/or drug selling	85
214	How much do each of the following statements describe your neighborhood? fights	86
215	How much do each of the following statements describe your neighborhood? lots of empty or abandoned buildings	86
216	How much do each of the following statements describe your neighborhood? lots of graffiti	86
217	I feel safe in my neighborhood.	87
218	If a kid smoked marijuana in your neighborhood would he or she be caught by the police?	87
219	If a kid drank some beer, wine or hard liquor (for example, vodka, whiskey, or gin) in your neighborhood would he or she be caught by the police?	87
220	If a kid carried a handgun in your neighborhood would he or she be caught by the police?	88
221	If you wanted to get some cigarettes, how easy would it be for you to get some?	88
222	If you wanted to get some beer, wine or hard liquor (for example, vodka, whiskey, or gin), how easy would it be for you to get some?	88
223	If you wanted to get a drug like cocaine, LSD, or amphetamines, how easy would it be for you to get some?	89
224	If you wanted to get a handgun, how easy would it be for you to get one?	89
225	If you wanted to get some marijuana, how easy would it be for you to get some?	89
226	If you wanted to get prescription drugs for the purpose of getting high, how easy would it be for you to get some?	90
227	If you wanted to get synthetic marijuana such as K2 or chemical products such as bath salts to get high, how easy would it be for you to get some?	90



228	If you wanted to get steroids to use or to enhance athletic performance, how easy would it be for you to get some? . . . . .	90
229	If you wanted to get e-cigarettes, e-cigars, or e-hookahs, how easy would it be for you to get some? . . . . .	91
230	During the past 12 months, have you participated in any alcohol prevention programs or seen any alcohol prevention messages in your school or community? Yes, a school-based program focused on preventing underage drinking and/or drinking and driving. . . . .	91
231	During the past 12 months, have you participated in any alcohol prevention programs or seen any alcohol prevention messages in your school or community? Yes, a community-based program focused on preventing underage drinking and/or drinking and driving (for example, through your church or temple or through youth groups like Boys and Girls Club or 4-H). . . . .	91
232	During the past 12 months, have you participated in any alcohol prevention programs or seen any alcohol prevention messages in your school or community? Yes, a media campaign addressing underage drinking and/or drinking and driving (for example, newspaper ads, posters, pamphlets, radio, TV). . . . .	92
233	During the past 12 months, have you participated in any alcohol prevention programs or seen any alcohol prevention messages in your school or community? No . . . . .	92
234	How wrong do your parents feel it would be for YOU to: have one or two drinks of an alcoholic beverage nearly every day? . . . . .	92
235	How wrong do your parents feel it would be for YOU to: smoke tobacco? . . . . .	92
236	How wrong do your parents feel it would be for YOU to: smoke marijuana? . . . . .	93
237	How wrong do your parents feel it would be for YOU to: use prescription drugs not prescribed to you? . . . . .	93
238	How wrong do your parents feel it would be for YOU to: steal something? . . . . .	93
239	How wrong do your parents feel it would be for YOU to: draw graffiti, write things, or draw pictures on buildings or other property (without the owner's permission)? . . . . .	94
240	How wrong do your parents feel it would be for YOU to: pick a fight with someone? . . . . .	94
241	During the past 12 months, have you talked with at least one of your parents about the dangers of underage drinking and/or drinking and driving? By parents, we mean either your biological parents, adoptive parents, stepparents, or adult guardians - whether or not they live with you. . . . .	94
242	The rules in my family are clear. . . . .	95
243	People in my family have serious arguments about the same things, and often insult or yell at each other. . . . .	95

244	When I am not at home, one of my parents knows where I am and who I am with. . . . .	95
245	My family has clear rules about alcohol and drug use. . . . .	96
246	If you skipped school would you be caught by your parents? . . . . .	96
247	My parents ask if I've gotten my homework done. . . . .	96
248	Would your parents know if you did not come home on time? . . . . .	97
249	Do you know how to properly dispose of leftover prescription drugs? . . . . .	97
250	Have any of your brothers or sisters ever: drunk beer, wine or hard liquor (for example, vodka, whiskey or gin)? . . . . .	97
251	Have any of your brothers or sisters ever: smoked marijuana? . . . . .	97
252	Have any of your brothers or sisters ever: smoked cigarettes? . . . . .	98
253	Have any of your brothers or sisters ever: taken a handgun to school? . . . . .	98
254	Have any of your brothers or sisters ever: been suspended or expelled from school? . . . . .	98
255	Have any of your brothers or sisters ever: used e-cigarettes, e-cigars or e-hookahs (vaping)? . . . . .	98
256	Have any of your brothers or sisters ever: used prescription drugs not prescribed to him/her? . . . . .	99
257	Have you changed homes in the past year (the last 12 months)? . . . . .	99
258	How many times have you changed homes since kindergarten? . . . . .	99
259	Have you changed schools (including changing from elementary to middle and middle to high school) in the past year? . . . . .	99
260	How many times have you changed schools since kindergarten (including changing from elementary to middle and middle to high school)? . . . . .	100
261	Has anyone in your family ever had severe alcohol or drug problems? . . . . .	100
262	About how many adults (over 21) have you known personally who in the past year have: used marijuana, crack, cocaine, or other drugs? . . . . .	100
263	About how many adults (over 21) have you known personally who in the past year have: sold or dealt drugs? . . . . .	101
264	About how many adults (over 21) have you known personally who in the past year have: done other things that could get them in trouble with the police, like stealing, selling stolen goods, mugging or assaulting others, etc.? . . . .	101
265	About how many adults (over 21) have you known personally who in the past year have: gotten drunk or high? . . . . .	101
266	How honest were you in filling out this survey? . . . . .	102

List of Figures

1	Grade Chart . . . . .	12
2	Gender Chart . . . . .	13
3	Age Chart . . . . .	14

# 1 INTRODUCTION

This report was generated from data collected on the *2018 Arkansas Prevention Needs Assessment Student Survey*. This report contains basic frequency tables of all data collected and graphs on the selected demographic variables of grade, gender and age.

Questions regarding the information found in this report can be directed to:

**International Survey Associates dba Pride Surveys**

Mr. Jay Gleaton

2140 Newmarket Parkway

Suite 116

Marietta, GA 30067

Telephone: (800) 279-6361

Fax: (770) 726-9327

Website: <http://www.pridesurveys.com>

# Grade Chart

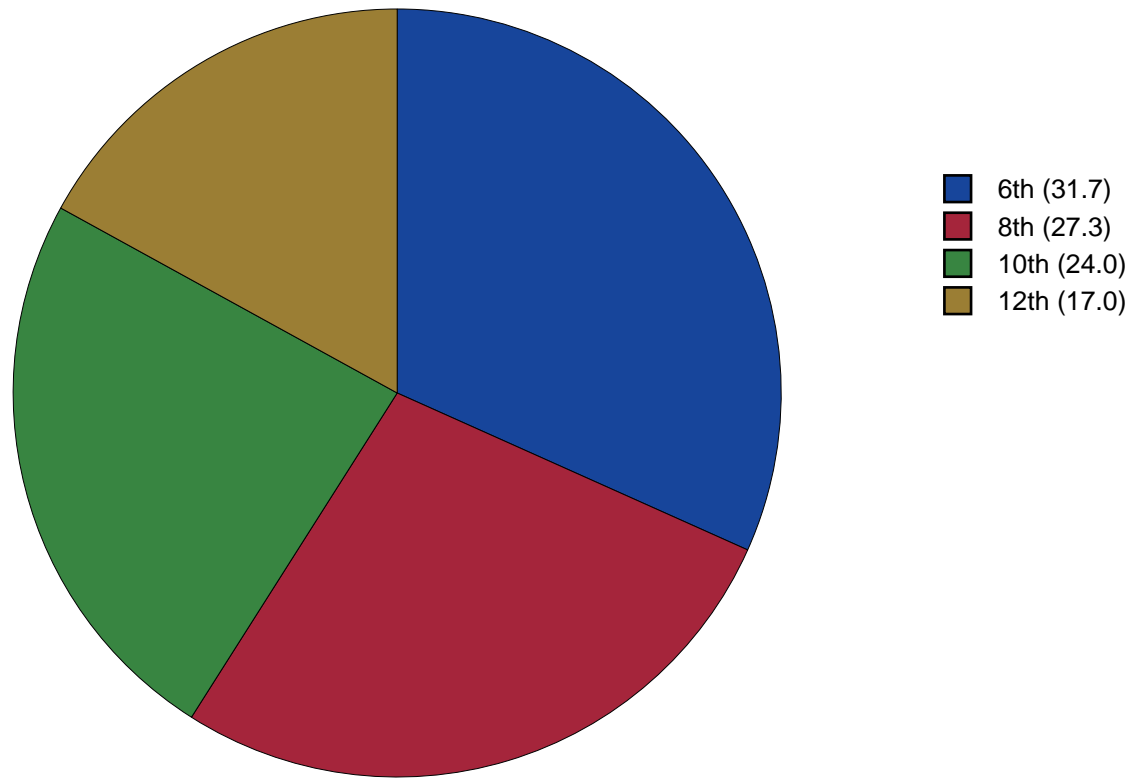


Figure 1: Grade Chart

## Gender Chart

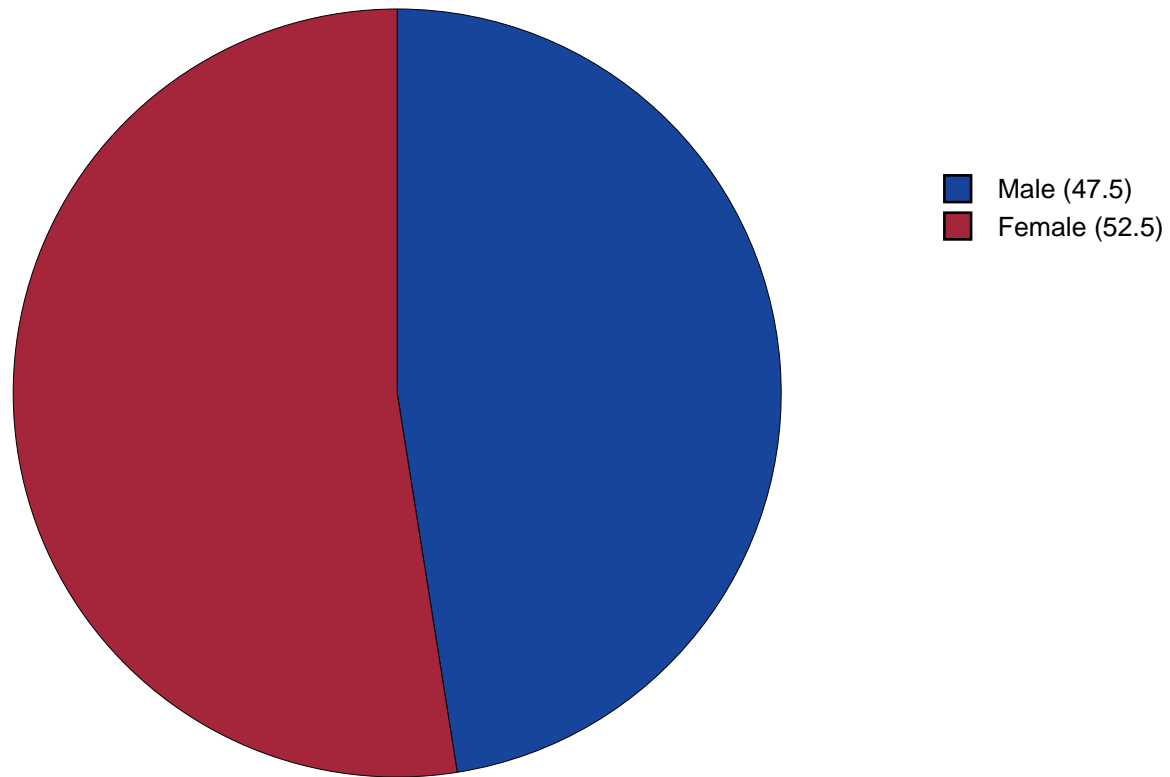


Figure 2: Gender Chart



# Age Chart

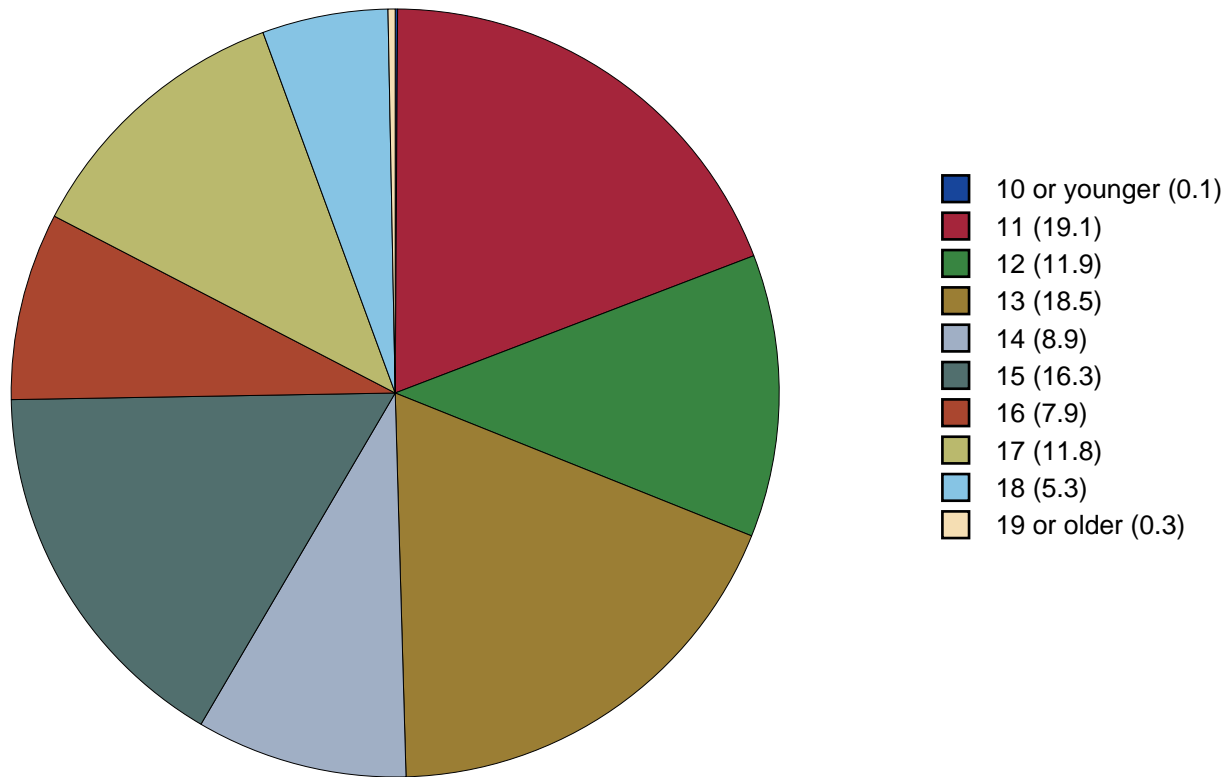


Figure 3: Age Chart

## 2 PERCENTAGE TABLES

The following tables contain frequency distribution detailing how your students responded to each question on the survey. The tables appear in the same order as the questions on the survey. The tables include breakdowns by grade level as well as overall percentages. The *N of Valid* row is a frequency count of the number of valid responses to each question for each grade and overall. The *N of Miss* row is a frequency count of the number of invalid (marked more than one response) or missing (i.e. did not respond) responses to each question for each grade and overall.

For the questions that allowed more than one response (i.e. race, live with, etc.) each response becomes a separate table. If a student did not mark the response, that was counted as a NO response, and if they did mark the response, that was counted as a YES response. Since a non response is a valid response for these questions, the *N of Miss* will always be zero for these questions.

Table 1: Gender

Response	6	8	10	12	Total	
Male	48.0	47.8	46.9	46.8	47.5	
Female	52.0	52.2	53.1	53.2	52.5	
N of Valid	4048	3466	3008	2101	12623	
N of Miss	97	112	135	121	465	

Table 2: Age

Response	6	8	10	12	Total	
10 or younger	0.3	0.0	0.0	0.0	0.1	
11	60.2	0.0	0.0	0.0	19.1	
12	37.2	0.5	0.0	0.0	11.9	
13	2.3	65.3	0.0	0.0	18.5	
14	0.1	31.9	0.5	0.0	8.9	
15	0.0	2.3	65.3	0.0	16.3	
16	0.0	0.0	32.2	0.6	7.9	
17	0.0	0.0	1.9	66.7	11.8	
18	0.0	0.0	0.2	30.8	5.3	
19 or older	0.0	0.0	0.0	1.8	0.3	
N of Valid	4123	3550	3131	2210	13014	
N of Miss	22	28	12	12	74	

Table 3: Are you Hispanic or Latino?

Response	6	8	10	12	Total	
No	84.8	85.2	85.3	87.2	85.4	
Yes	15.2	14.8	14.7	12.8	14.6	
N of Valid	3927	3469	3066	2180	12642	
N of Miss	218	109	77	42	446	

Table 4: What is your race? Black or African American



Response	6	8	10	12	Total	
No	58.7	57.4	59.3	54.5	57.8	
Yes	41.3	42.6	40.7	45.5	42.2	
N of Valid	4061	3506	3086	2178	12831	
N of Miss	0	0	0	0	0	

Table 5: What is your race? Asian



Response	6	8	10	12	Total	
No	97.2	95.8	96.8	96.9	96.7	
Yes	2.8	4.2	3.2	3.1	3.3	
N of Valid	4061	3506	3086	2178	12831	
N of Miss	0	0	0	0	0	

Table 6: What is your race? American Indian



Response	6	8	10	12	Total	
No	94.5	94.6	95.3	97.1	95.2	
Yes	5.5	5.4	4.7	2.9	4.8	
N of Valid	4061	3506	3086	2178	12831	
N of Miss	0	0	0	0	0	

Table 7: What is your race? Alaska Native



Response	6	8	10	12	Total	
No	99.8	99.7	99.8	99.8	99.8	
Yes	0.2	0.3	0.2	0.2	0.2	
N of Valid	4061	3506	3086	2178	12831	
N of Miss	0	0	0	0	0	

Table 8: What is your race? White



Response	6	8	10	12	Total	
No	55.2	53.9	49.6	51.5	52.9	
Yes	44.8	46.1	50.4	48.5	47.1	
N of Valid	4061	3506	3086	2178	12831	
N of Miss	0	0	0	0	0	

Table 9: What is your race? Native Hawaiian or Other Pacific Islander



Response	6	8	10	12	Total	
No	99.2	98.9	99.1	99.4	99.1	
Yes	0.8	1.1	0.9	0.6	0.9	
N of Valid	4061	3506	3086	2178	12831	
N of Miss	0	0	0	0	0	

Table 10: What is your race? Other



Response	6	8	10	12	Total	
No	83.6	84.5	86.9	91.6	86.0	
Yes	16.4	15.5	13.1	8.4	14.0	
N of Valid	4061	3506	3086	2178	12831	
N of Miss	0	0	0	0	0	



Table 11: What is the highest level of schooling completed by your mother or father?









Response	6	8	10	12	Total	
Completed grade school or less	4.0	3.5	2.0	2.9	3.2	
Some high school	3.1	4.8	12.9	16.9	8.3	
Completed high school	8.7	12.6	13.5	15.8	12.2	
Some college	9.1	12.0	15.9	19.0	13.3	
Completed college	25.6	26.9	28.1	25.1	26.5	
Graduate or professional school after college	13.8	16.9	16.2	13.1	15.1	
Don't know	33.4	21.1	10.1	5.6	19.6	
Does not apply	2.2	2.2	1.3	1.7	1.9	
N of Valid	3979	3518	3109	2198	12804	
N of Miss	166	60	34	24	284	

Table 12: Think of where you live most of the time. Which of the following people live there with you? Mother



Response	6	8	10	12	Total	
No	11.0	12.0	14.0	15.7	12.8	
Yes	89.0	88.0	86.0	84.3	87.2	
N of Valid	4102	3559	3129	2209	12999	
N of Miss	0	0	0	0	0	

Table 13: Think of where you live most of the time. Which of the following people live there with you? Stepmother



Response	6	8	10	12	Total	
No	94.0	94.3	93.7	95.7	94.3	
Yes	6.0	5.7	6.3	4.3	5.7	
N of Valid	4102	3559	3129	2209	12999	
N of Miss	0	0	0	0	0	

Table 14: Think of where you live most of the time. Which of the following people live there with you? Foster Mother



Response	6	8	10	12	Total	
No	99.3	99.2	99.2	99.4	99.3	
Yes	0.7	0.8	0.8	0.6	0.7	
N of Valid	4102	3559	3129	2209	12999	
N of Miss	0	0	0	0	0	

Table 15: Think of where you live most of the time. Which of the following people live there with you? Grandmother



Response	6	8	10	12	Total	
No	86.0	86.3	89.6	90.0	87.6	
Yes	14.0	13.7	10.4	10.0	12.4	
N of Valid	4102	3559	3129	2209	12999	
N of Miss	0	0	0	0	0	

Table 16: Think of where you live most of the time. Which of the following people live there with you? Aunt



Response	6	8	10	12	Total	
No	94.2	95.0	96.1	96.2	95.2	
Yes	5.8	5.0	3.9	3.8	4.8	
N of Valid	4102	3559	3129	2209	12999	
N of Miss	0	0	0	0	0	

Table 17: Think of where you live most of the time. Which of the following people live there with you? Father



Response	6	8	10	12	Total	
No	43.3	46.6	47.3	49.6	46.3	
Yes	56.7	53.4	52.7	50.4	53.7	
N of Valid	4102	3559	3129	2209	12999	
N of Miss	0	0	0	0	0	

Table 18: Think of where you live most of the time. Which of the following people live there with you? Stepfather



Response	6	8	10	12	Total	
No	86.7	84.3	84.5	86.5	85.5	
Yes	13.3	15.7	15.5	13.5	14.5	
N of Valid	4102	3559	3129	2209	12999	
N of Miss	0	0	0	0	0	

Table 19: Think of where you live most of the time. Which of the following people live there with you? Foster Father



Response	6	8	10	12	Total	
No	99.6	99.4	99.4	99.5	99.5	
Yes	0.4	0.6	0.6	0.5	0.5	
N of Valid	4102	3559	3129	2209	12999	
N of Miss	0	0	0	0	0	

Table 20: Think of where you live most of the time. Which of the following people live there with you? Grandfather



Response	6	8	10	12	Total	
No	93.2	93.0	94.8	95.2	93.9	
Yes	6.8	7.0	5.2	4.8	6.1	
N of Valid	4102	3559	3129	2209	12999	
N of Miss	0	0	0	0	0	

Table 21: Think of where you live most of the time. Which of the following people live there with you? Uncle



Response	6	8	10	12	Total	
No	94.7	95.6	96.9	97.1	95.9	
Yes	5.3	4.4	3.1	2.9	4.1	
N of Valid	4102	3559	3129	2209	12999	
N of Miss	0	0	0	0	0	

Table 22: Think of where you live most of the time. Which of the following people live there with you? Other Adults



Response	6	8	10	12	Total	
No	97.1	97.6	98.8	97.5	97.7	
Yes	2.9	2.4	1.2	2.5	2.3	
N of Valid	4102	3559	3129	2209	12999	
N of Miss	0	0	0	0	0	

Table 23: Think of where you live most of the time. Which of the following people live there with you? Brother(s)



Response	6	8	10	12	Total	
No	52.0	50.5	54.0	59.1	53.3	
Yes	48.0	49.5	46.0	40.9	46.7	
N of Valid	4102	3559	3129	2209	12999	
N of Miss	0	0	0	0	0	

Table 24: Think of where you live most of the time. Which of the following people live there with you? Stepbrother(s)



Response	6	8	10	12	Total	
No	95.6	95.3	95.8	97.3	95.9	
Yes	4.4	4.7	4.2	2.7	4.1	
N of Valid	4102	3559	3129	2209	12999	
N of Miss	0	0	0	0	0	

Table 25: Think of where you live most of the time. Which of the following people live there with you? Sister(s)



Response	6	8	10	12	Total	
No	52.3	53.7	56.1	61.2	55.1	
Yes	47.7	46.3	43.9	38.8	44.9	
N of Valid	4102	3559	3129	2209	12999	
N of Miss	0	0	0	0	0	

Table 26: Think of where you live most of the time. Which of the following people live there with you? Stepsister(s)

Response	6	8	10	12	Total	
No	95.6	95.4	95.4	97.6	95.8	
Yes	4.4	4.6	4.6	2.4	4.2	
N of Valid	4102	3559	3129	2209	12999	
N of Miss	0	0	0	0	0	

Table 27: Think of where you live most of the time. Which of the following people live there with you? Other Children

Response	6	8	10	12	Total	
No	95.8	96.0	95.7	95.5	95.8	
Yes	4.2	4.0	4.3	4.5	4.2	
N of Valid	4102	3559	3129	2209	12999	
N of Miss	0	0	0	0	0	

Table 28: In my school, students have lots of chances to help decide things like class activities and rules.

Response	6	8	10	12	Total	
NO!	12.8	13.3	13.2	17.0	13.8	
no	33.6	34.3	34.3	36.4	34.4	
yes	44.0	45.2	43.7	38.2	43.3	
YES!	9.6	7.2	8.8	8.3	8.5	
N of Valid	3993	3504	3077	2171	12745	
N of Miss	152	74	66	51	343	

Table 29: Teachers ask me to work on special classroom projects.

Response	6	8	10	12	Total	
NO!	10.6	10.3	10.6	12.2	10.8	
no	37.7	40.8	42.8	40.6	40.3	
yes	39.0	40.3	39.8	37.8	39.4	
YES!	12.7	8.6	6.8	9.3	9.6	
N of Valid	3946	3461	3050	2164	12621	
N of Miss	199	117	93	58	467	



Table 30: My teacher(s) notices when I am doing a good job and lets me know about it.

Response	6	8	10	12	Total	
NO!	5.8	6.4	9.3	9.0	7.3	
no	17.0	23.8	28.7	29.3	23.8	
yes	49.0	49.9	47.1	48.3	48.7	
YES!	28.2	19.9	14.9	13.5	20.2	
N of Valid	3917	3437	3021	2145	12520	
N of Miss	228	141	122	77	568	

Table 31: There are lots of chances for students in my school to get involved in sports, clubs, and other school activities outside of class.

Response	6	8	10	12	Total	
NO!	4.5	3.0	2.5	3.2	3.4	
no	11.9	8.4	7.2	9.1	9.3	
yes	38.3	40.0	39.9	41.6	39.7	
YES!	45.3	48.5	50.4	46.2	47.6	
N of Valid	3973	3484	3059	2162	12678	
N of Miss	172	94	84	60	410	

Table 32: There are lots of chances for students in my school to talk with a teacher one-on-one.

Response	6	8	10	12	Total	
NO!	5.2	5.2	5.6	6.3	5.5	
no	15.5	21.3	22.1	22.3	19.9	
yes	46.4	49.9	50.3	49.7	48.8	
YES!	32.8	23.7	22.0	21.7	25.8	
N of Valid	3970	3488	3058	2167	12683	
N of Miss	175	90	85	55	405	

Table 33: I feel safe at my school.





Response	6	8	10	12	Total	
NO!	8.1	10.1	10.0	10.9	9.6	
no	14.1	21.5	23.6	21.7	19.7	
yes	44.6	51.0	53.2	52.2	49.7	
YES!	33.3	17.5	13.1	15.2	21.0	
N of Valid	3959	3466	3036	2149	12610	
N of Miss	186	112	107	73	478	

Table 34: The school lets my parents know when I have done something well.





Response	6	8	10	12	Total	
NO!	14.0	20.1	28.4	33.2	22.4	
no	35.9	41.5	47.1	45.6	41.8	
yes	33.8	29.3	19.8	17.6	26.4	
YES!	16.3	9.1	4.7	3.7	9.4	
N of Valid	3942	3465	3048	2148	12603	
N of Miss	203	113	95	74	485	

Table 35: My teachers praise me when I work hard in school.





Response	6	8	10	12	Total	
NO!	13.9	14.1	16.2	19.2	15.4	
no	32.9	38.4	44.2	41.5	38.6	
yes	38.0	37.8	33.1	32.6	35.8	
YES!	15.2	9.7	6.5	6.7	10.1	
N of Valid	3917	3461	3045	2156	12579	
N of Miss	228	117	98	66	509	

Table 36: Are your school grades better than the grades of most students in your class?

Response	6	8	10	12	Total	
NO!	6.7	6.2	8.0	6.1	6.8	
no	28.8	28.2	30.4	26.7	28.7	
yes	47.0	48.5	46.6	49.5	47.7	
YES!	17.5	17.1	15.0	17.8	16.8	
N of Valid	3883	3443	3039	2152	12517	
N of Miss	262	135	104	70	571	

Table 37: I have lots of chances to be part of class discussions or activities.

Response	6	8	10	12	Total	
NO!	5.3	3.9	2.7	3.3	4.0	
no	14.4	14.7	14.9	16.1	14.9	
yes	48.5	58.0	61.0	59.0	55.9	
YES!	31.8	23.4	21.4	21.6	25.2	
N of Valid	3949	3466	3050	2153	12618	
N of Miss	196	112	93	69	470	

Table 38: Now thinking back over the past year in school, how often did you: enjoy being in school?

Response	6	8	10	12	Total	
Never	7.0	8.1	10.0	11.6	8.8	
Seldom	12.8	16.2	20.5	21.4	17.1	
Sometimes	35.4	39.4	41.5	38.3	38.5	
Often	23.7	24.9	21.1	21.8	23.1	
Almost always	21.1	11.5	6.8	6.9	12.6	
N of Valid	3987	3486	3047	2159	12679	
N of Miss	158	92	96	63	409	

Table 39: Now thinking back over the past year in school, how often did you: hate being in school?

Response	6	8	10	12	Total	
Never	13.7	7.4	3.6	4.4	8.0	
Seldom	28.5	23.3	18.5	17.9	22.9	
Sometimes	31.3	34.3	36.5	35.3	34.1	
Often	13.9	21.4	26.1	26.6	21.1	
Almost always	12.5	13.6	15.3	15.8	14.1	
N of Valid	3937	3433	3025	2138	12533	
N of Miss	208	145	118	84	555	

Table 40: Now thinking back over the past year in school, how often did you: try to do your best work in school?

Response	6	8	10	12	Total	
Never	0.6	0.8	0.7	1.3	0.8	
Seldom	1.3	1.6	2.5	2.5	1.9	
Sometimes	6.4	11.4	15.6	16.9	11.8	
Often	20.2	30.6	34.0	32.7	28.5	
Almost always	71.5	55.6	47.2	46.7	57.0	
N of Valid	3941	3457	3028	2152	12578	
N of Miss	204	121	115	70	510	

Table 41: How often do you feel that the school work you are assigned is meaningful and important?

Response	6	8	10	12	Total	
Never	4.3	5.3	7.0	9.1	6.0	
Seldom	9.8	18.4	25.5	26.8	18.8	
Sometimes	26.7	36.1	39.8	39.4	34.6	
Often	31.1	26.2	20.4	19.1	25.2	
Almost always	28.0	14.0	7.3	5.6	15.4	
N of Valid	3986	3457	3038	2140	12621	
N of Miss	159	121	105	82	467	

Table 42: Putting them all together, what were your grades like last year?






Response	6	8	10	12	Total	
Mostly F's	1.2	0.9	1.4	0.4	1.0	
Mostly D's	1.6	3.5	4.4	2.9	3.0	
Mostly C's	9.5	15.2	20.2	20.6	15.6	
Mostly B's	32.0	37.6	36.6	40.1	36.0	
Mostly A's	55.7	42.8	37.5	36.0	44.4	
N of Valid	3888	3427	3025	2125	12465	
N of Miss	257	151	118	97	623	

Table 43: How important do you think the things you are learning in school are going to be for your later life?






Response	6	8	10	12	Total	
Very important	44.4	23.3	11.9	9.2	24.8	
Quite important	26.1	24.7	18.2	18.5	22.5	
Fairly important	18.9	30.3	33.6	32.3	27.8	
Slightly important	8.4	18.0	28.7	30.7	19.7	
Not at all important	2.3	3.7	7.6	9.3	5.2	
N of Valid	3992	3479	3049	2138	12658	
N of Miss	153	99	94	84	430	

Table 44: During the LAST FOUR WEEKS how many whole days of school have you missed because you skipped or "cut"?








Response	6	8	10	12	Total	
None	64.1	68.0	66.7	53.3	64.0	
1	12.6	11.2	11.1	15.9	12.4	
2	9.2	7.9	8.2	11.4	9.0	
3	5.7	5.7	5.7	8.5	6.2	
4-5	5.6	4.9	5.3	6.9	5.6	
6-10	1.8	1.6	2.0	3.1	2.0	
11 or more	0.8	0.7	0.9	0.9	0.8	
N of Valid	4007	3489	3054	2153	12703	
N of Miss	138	89	89	69	385	

Table 45: What are the chances you would be seen as cool if you: smoked cigarettes?






Response	6	8	10	12	Total	
No or very little chance	87.0	76.8	73.9	76.1	79.2	
Little chance	6.2	11.1	13.3	13.0	10.4	
Some chance	3.8	7.4	8.4	7.8	6.6	
Pretty good chance	1.9	3.3	3.2	2.0	2.6	
Very good chance	1.0	1.4	1.2	1.0	1.2	
N of Valid	3915	3437	3012	2110	12474	
N of Miss	230	141	131	112	614	

Table 46: What are the chances you would be seen as cool if you: worked hard at school?






Response	6	8	10	12	Total	
No or very little chance	6.7	10.2	10.1	10.1	9.1	
Little chance	7.5	14.1	15.7	15.6	12.7	
Some chance	15.8	22.2	27.4	25.3	21.9	
Pretty good chance	27.5	28.6	25.8	27.1	27.3	
Very good chance	42.5	24.9	21.0	21.9	29.0	
N of Valid	3907	3402	2959	2080	12348	
N of Miss	238	176	184	142	740	

Table 47: What are the chances you would be seen as cool if you: began drinking alcoholic beverages regularly, that is, at least once or twice a month?






Response	6	8	10	12	Total	
No or very little chance	84.3	67.6	52.4	51.9	66.5	
Little chance	7.3	14.0	15.0	13.6	12.1	
Some chance	4.3	9.7	15.2	15.9	10.4	
Pretty good chance	2.6	6.3	13.0	12.5	7.8	
Very good chance	1.5	2.4	4.5	6.0	3.2	
N of Valid	3891	3410	2989	2097	12387	
N of Miss	254	168	154	125	701	

Table 48: What are the chances you would be seen as cool if you: defended someone who was being bullied?

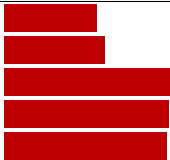
Response	6	8	10	12	Total	
No or very little chance	11.9	12.6	12.6	13.8	12.6	
Little chance	9.6	16.5	16.2	14.6	14.0	
Some chance	18.9	25.0	29.8	27.7	24.7	
Pretty good chance	24.4	24.4	24.3	25.2	24.5	
Very good chance	35.2	21.4	17.1	18.7	24.2	
N of Valid	3897	3414	2997	2096	12404	
N of Miss	248	164	146	126	684	

Table 49: What are the chances you would be seen as cool if you: smoked marijuana?


Response	6	8	10	12	Total	
No or very little chance	86.4	64.1	44.0	42.1	62.5	
Little chance	5.6	9.9	11.1	12.1	9.2	
Some chance	3.3	8.5	14.3	14.8	9.4	
Pretty good chance	2.3	8.9	15.1	14.1	9.2	
Very good chance	2.4	8.5	15.4	16.9	9.7	
N of Valid	3886	3419	2998	2099	12402	
N of Miss	259	159	145	123	686	

Table 50: What are the chances you would be seen as cool if you: carried a handgun?


Response	6	8	10	12	Total	
No or very little chance	83.8	73.7	68.8	70.1	75.1	
Little chance	6.5	9.8	13.1	12.3	10.0	
Some chance	3.9	7.2	8.1	8.1	6.5	
Pretty good chance	2.6	4.7	4.7	4.4	4.0	
Very good chance	3.1	4.6	5.2	5.1	4.4	
N of Valid	3880	3413	2999	2099	12391	
N of Miss	265	165	144	123	697	

Table 51: What are the chances you would be seen as cool if you: used e-cigarettes, e-cigars or e-hookahs (vaping)?






Response	6	8	10	12	Total	
No or very little chance	83.0	63.2	47.6	50.0	63.4	
Little chance	6.8	10.7	10.1	9.6	9.1	
Some chance	4.4	9.1	12.9	11.0	8.9	
Pretty good chance	2.5	8.3	13.2	13.2	8.5	
Very good chance	3.2	8.6	16.2	16.2	10.1	
N of Valid	3887	3414	2990	2096	12387	
N of Miss	258	164	153	126	701	

Table 52: What are the chances you would be seen as cool if you: bullied someone or cyber bullied someone?






Response	6	8	10	12	Total	
No or very little chance	83.0	63.2	47.6	50.0	63.4	
Little chance	6.8	10.7	10.1	9.6	9.1	
Some chance	4.4	9.1	12.9	11.0	8.9	
Pretty good chance	2.5	8.3	13.2	13.2	8.5	
Very good chance	3.2	8.6	16.2	16.2	10.1	
N of Valid	3887	3414	2990	2096	12387	
N of Miss	258	164	153	126	701	

Table 53: Think of your four best friends (the friends you feel closest to). In the past year (12 months), how many of your best friends have: participated in clubs, organizations or activities at school?






Response	6	8	10	12	Total	
0	20.5	13.2	13.8	17.2	16.3	
1	13.7	11.7	12.8	11.6	12.6	
2	18.3	18.6	19.5	18.4	18.7	
3	16.2	17.7	17.6	14.0	16.6	
4	31.3	38.8	36.3	38.9	35.8	
N of Valid	3877	3410	2979	2081	12347	
N of Miss	268	168	164	141	741	



Table 54: Think of your four best friends (the friends you feel closest to). In the past year (12 months), how many of your best friends have: smoked cigarettes?






Response	6	8	10	12	Total	
0	94.8	86.8	80.2	76.9	86.1	
1	3.2	7.2	10.3	10.1	7.2	
2	1.0	3.1	4.8	6.7	3.5	
3	0.4	1.2	2.2	2.6	1.4	
4	0.5	1.6	2.5	3.8	1.9	
N of Valid	3830	3342	2930	2058	12160	
N of Miss	315	236	213	164	928	

Table 55: Think of your four best friends (the friends you feel closest to). In the past year (12 months), how many of your best friends have: tried beer, wine or hard liquor (for example, vodka, whiskey, or gin) when their parents didn't know about it?






Response	6	8	10	12	Total	
0	87.4	69.5	51.0	45.6	66.7	
1	7.3	13.3	14.6	13.6	11.8	
2	2.5	7.5	13.2	12.0	8.1	
3	1.4	3.9	7.9	8.6	4.9	
4	1.4	5.8	13.3	20.2	8.6	
N of Valid	3898	3407	2977	2079	12361	
N of Miss	247	171	166	143	727	

Table 56: Think of your four best friends (the friends you feel closest to). In the past year (12 months), how many of your best friends have: used e-cigarettes, e-cigars, or e-hookahs?






Response	6	8	10	12	Total	
0	94.2	78.7	59.8	55.2	75.1	
1	3.2	9.2	12.7	10.8	8.4	
2	1.2	5.3	8.6	9.4	5.5	
3	0.7	2.9	7.0	7.2	3.9	
4	0.7	3.9	11.9	17.3	7.1	
N of Valid	3900	3407	2973	2076	12356	
N of Miss	245	171	170	146	732	

Table 57: Think of your four best friends (the friends you feel closest to). In the past year (12 months), how many of your best friends have: used marijuana?






Response	6	8	10	12	Total	
0	95.4	78.6	55.3	47.6	73.1	
1	2.6	8.9	14.9	14.4	9.3	
2	1.0	5.1	10.0	12.4	6.2	
3	0.4	2.5	6.7	8.5	3.8	
4	0.6	4.9	13.2	17.1	7.6	
N of Valid	3873	3384	2959	2067	12283	
N of Miss	272	194	184	155	805	

Table 58: Think of your four best friends (the friends you feel closest to). In the past year (12 months), how many of your best friends have: used prescription drugs or non-prescription drugs for the purpose of getting high?






Response	6	8	10	12	Total	
0	96.4	89.7	84.4	82.2	89.3	
1	2.1	5.4	7.9	8.6	5.5	
2	0.8	2.4	3.5	4.8	2.5	
3	0.3	0.9	1.4	1.9	1.0	
4	0.4	1.6	2.7	2.6	1.6	
N of Valid	3885	3402	2969	2067	12323	
N of Miss	260	176	174	155	765	

Table 59: Think of your four best friends (the friends you feel closest to). In the past year (12 months), how many of your best friends have: used synthetic marijuana (K2, spice) or bath salts?






Response	6	8	10	12	Total	
0	98.0	95.4	94.4	94.7	95.9	
1	1.0	2.4	2.8	2.6	2.1	
2	0.4	0.8	1.4	1.3	0.9	
3	0.2	0.4	0.6	0.6	0.4	
4	0.3	0.9	0.8	0.9	0.7	
N of Valid	3860	3404	2968	2073	12305	
N of Miss	285	174	175	149	783	

Table 60: Think of your four best friends (the friends you feel closest to). In the past year (12 months), how many of your best friends have: used LSD, cocaine, amphetamines, or other illegal drugs?






Response	6	8	10	12	Total	
0	98.0	95.6	91.9	88.8	94.3	
1	1.2	2.5	4.9	5.5	3.2	
2	0.5	0.9	1.4	2.8	1.2	
3	0.2	0.4	0.7	0.9	0.5	
4	0.2	0.7	1.1	2.0	0.9	
N of Valid	3874	3403	2973	2075	12325	
N of Miss	271	175	170	147	763	

Table 61: Think of your four best friends (the friends you feel closest to). In the past year (12 months), how many of your best friends have: been bullied?






Response	6	8	10	12	Total	
0	41.2	47.7	58.6	66.7	51.5	
1	25.7	22.0	16.3	15.1	20.6	
2	14.5	13.4	12.7	9.1	12.9	
3	7.1	6.9	5.7	3.3	6.0	
4	11.4	10.0	6.8	5.8	9.0	
N of Valid	3868	3401	2969	2075	12313	
N of Miss	277	177	174	147	775	

Table 62: Think of your four best friends (the friends you feel closest to). In the past year (12 months), how many of your best friends have: been suspended from school?






Response	6	8	10	12	Total	
0	60.3	52.4	58.9	68.8	59.2	
1	17.6	18.7	17.4	13.8	17.2	
2	9.1	12.1	10.7	9.1	10.3	
3	4.6	6.2	5.3	3.3	5.0	
4	8.5	10.6	7.7	5.0	8.3	
N of Valid	3870	3396	2962	2078	12306	
N of Miss	275	182	181	144	782	

Table 63: Think of your four best friends (the friends you feel closest to). In the past year (12 months), how many of your best friends have: carried a handgun?






Response	6	8	10	12	Total	
0	94.3	91.4	90.7	90.0	91.9	
1	3.1	4.2	4.4	4.5	4.0	
2	1.4	1.6	2.3	2.6	1.9	
3	0.4	1.1	1.0	1.3	0.9	
4	0.8	1.7	1.6	1.6	1.4	
N of Valid	3879	3399	2964	2075	12317	
N of Miss	266	179	179	147	771	

Table 64: Think of your four best friends (the friends you feel closest to). In the past year (12 months), how many of your best friends have: sold illegal drugs?






Response	6	8	10	12	Total	
0	98.4	93.4	87.4	85.5	92.2	
1	0.8	4.0	6.5	7.3	4.2	
2	0.3	1.0	3.2	4.0	1.8	
3	0.2	0.7	1.4	1.6	0.9	
4	0.2	0.9	1.5	1.6	0.9	
N of Valid	3855	3392	2962	2075	12284	
N of Miss	290	186	181	147	804	

Table 65: Think of your four best friends (the friends you feel closest to). In the past year (12 months), how many of your best friends have: regularly attended religious services?






Response	6	8	10	12	Total	
0	46.1	33.3	29.2	32.8	36.2	
1	11.2	14.6	16.7	17.1	14.5	
2	11.6	17.3	19.8	20.4	16.7	
3	10.5	14.0	14.9	12.8	12.9	
4	20.6	20.8	19.3	16.9	19.7	
N of Valid	3760	3374	2949	2072	12155	
N of Miss	385	204	194	150	933	

Table 66: Think of your four best friends (the friends you feel closest to). In the past year (12 months), how many of your best friends have: stolen or tried to steal a motor vehicle such as a car or motorcycle?






Response	6	8	10	12	Total	
0	97.3	94.6	93.9	95.5	95.4	
1	1.6	3.2	3.5	2.3	2.6	
2	0.5	0.9	1.4	1.3	0.9	
3	0.3	0.5	0.4	0.4	0.4	
4	0.2	0.8	0.9	0.5	0.6	
N of Valid	3875	3382	2955	2066	12278	
N of Miss	270	196	188	156	810	

Table 67: Think of your four best friends (the friends you feel closest to). In the past year (12 months), how many of your best friends have: been arrested?






Response	6	8	10	12	Total	
0	95.1	90.1	88.1	89.4	91.1	
1	3.4	6.2	6.6	6.1	5.4	
2	0.7	1.7	2.8	2.5	1.8	
3	0.2	0.9	1.0	1.1	0.7	
4	0.5	1.0	1.5	1.0	0.9	
N of Valid	3874	3394	2964	2077	12309	
N of Miss	271	184	179	145	779	

Table 68: Think of your four best friends (the friends you feel closest to). In the past year (12 months), how many of your best friends have: dropped out of school?






Response	6	8	10	12	Total	
0	95.4	95.9	93.2	91.6	94.4	
1	3.1	2.9	4.6	5.7	3.8	
2	0.6	0.8	1.0	1.8	1.0	
3	0.4	0.3	0.4	0.6	0.4	
4	0.4	0.2	0.8	0.2	0.4	
N of Valid	3886	3391	2967	2077	12321	
N of Miss	259	187	176	145	767	

Table 69: Think of your four best friends (the friends you feel closest to). In the past year (12 months), how many of your best friends have: been members of a gang?






Response	6	8	10	12	Total	
0	91.4	86.8	86.9	89.2	88.7	
1	4.7	5.7	5.2	4.7	5.1	
2	1.6	2.5	3.1	2.0	2.3	
3	0.6	1.5	1.8	0.9	1.2	
4	1.7	3.5	3.1	3.1	2.8	
N of Valid	3873	3394	2967	2075	12309	
N of Miss	272	184	176	147	779	

Table 70: How old were you when you first: smoked marijuana?










Response	6	8	10	12	Total	
Never	98.0	89.5	74.7	64.1	84.4	
10 or younger	0.6	1.4	1.7	1.5	1.2	
11	0.8	1.5	1.6	1.0	1.2	
12	0.3	2.5	2.0	2.3	1.6	
13	0.1	4.1	4.5	3.8	2.9	
14	0.0	1.0	6.8	4.6	2.7	
15	0.0	0.0	7.4	7.4	3.0	
16	0.0	0.0	1.1	9.2	1.8	
17 or older	0.1	0.1	0.1	6.1	1.1	
N of Valid	3898	3397	2965	2082	12342	
N of Miss	247	181	178	140	746	

Table 71: How old were you when you first: smoked a cigarette, even just a puff?


Response	6	8	10	12	Total	
Never	95.3	89.0	83.5	77.8	87.8	
10 or younger	2.8	4.5	4.2	3.6	3.7	
11	1.4	1.8	1.5	1.5	1.5	
12	0.3	2.0	1.9	1.7	1.4	
13	0.1	2.1	2.1	2.0	1.5	
14	0.0	0.5	3.7	2.8	1.5	
15	0.0	0.0	2.5	3.1	1.1	
16	0.0	0.0	0.6	4.9	1.0	
17 or older	0.0	0.1	0.0	2.7	0.5	
N of Valid	3845	3353	2923	2057	12178	
N of Miss	300	225	220	165	910	

Table 72: How old were you when you first: had more than a sip or two of beer, wine or hard liquor (for example, vodka, whiskey, or gin)?


Response	6	8	10	12	Total	
Never	85.3	71.9	56.5	48.1	68.4	
10 or younger	9.4	8.8	7.6	5.0	8.1	
11	4.4	4.5	3.3	1.6	3.7	
12	0.7	5.2	3.8	2.7	3.0	
13	0.0	8.2	5.8	4.7	4.5	
14	0.0	1.2	10.3	7.1	4.0	
15	0.0	0.0	10.6	9.6	4.2	
16	0.0	0.0	2.1	12.5	2.6	
17 or older	0.1	0.1	0.1	8.7	1.5	
N of Valid	3885	3392	2965	2066	12308	
N of Miss	260	186	178	156	780	

Table 73: How old were you when you first: began drinking alcoholic beverages regularly, that is, at least once or twice a month?










Response	6	8	10	12	Total	
Never	98.5	94.7	88.4	80.5	92.0	
10 or younger	0.7	0.6	0.7	0.6	0.6	
11	0.4	0.6	0.5	0.0	0.4	
12	0.2	1.4	0.8	0.4	0.7	
13	0.1	2.1	1.3	0.9	1.1	
14	0.0	0.5	2.6	1.6	1.0	
15	0.0	0.1	4.7	3.1	1.7	
16	0.1	0.0	0.8	6.3	1.3	
17 or older	0.1	0.0	0.1	6.5	1.1	
N of Valid	3896	3393	2964	2077	12330	
N of Miss	249	185	179	145	758	

Table 74: How old were you when you first: used Pegaramide (peg, Peggy)?


Response	6	8	10	12	Total	
Never	100.0	100.0	100.0	100.0	100.0	
10 or younger	0.0	0.0	0.0	0.0	0.0	
11	0.0	0.0	0.0	0.0	0.0	
12	0.0	0.0	0.0	0.0	0.0	
13	0.0	0.0	0.0	0.0	0.0	
14	0.0	0.0	0.0	0.0	0.0	
15	0.0	0.0	0.0	0.0	0.0	
16	0.0	0.0	0.0	0.0	0.0	
17 or older	0.0	0.0	0.0	0.0	0.0	
N of Valid	3809	3374	2957	2079	12219	
N of Miss	336	204	186	143	869	



Table 75: How old were you when you first: got suspended from school?










Response	6	8	10	12	Total	
Never	78.3	67.7	67.0	68.6	71.0	
10 or younger	14.3	12.8	11.7	9.1	12.4	
11	5.6	6.3	3.5	3.1	4.9	
12	1.4	7.1	4.3	3.5	4.0	
13	0.2	4.9	4.8	4.5	3.3	
14	0.0	0.9	5.1	3.4	2.1	
15	0.0	0.1	2.8	2.6	1.2	
16	0.0	0.0	0.7	2.9	0.7	
17 or older	0.1	0.1	0.0	2.4	0.5	
N of Valid	3877	3385	2968	2083	12313	
N of Miss	268	193	175	139	775	

Table 76: How old were you when you first: got arrested?










Response	6	8	10	12	Total	
Never	98.7	96.4	93.9	95.2	96.3	
10 or younger	0.4	0.6	0.6	0.2	0.5	
11	0.4	0.5	0.7	0.3	0.5	
12	0.2	0.9	0.9	0.6	0.6	
13	0.1	1.1	1.0	0.5	0.7	
14	0.0	0.4	1.2	0.3	0.5	
15	0.1	0.1	1.4	0.8	0.5	
16	0.0	0.0	0.2	1.3	0.3	
17 or older	0.0	0.0	0.0	0.7	0.1	
N of Valid	3887	3403	2970	2079	12339	
N of Miss	258	175	173	143	749	

Table 77: How old were you when you first: carried a handgun?










Response	6	8	10	12	Total	
Never	95.7	93.0	93.5	93.0	94.0	
10 or younger	2.2	2.0	1.7	1.1	1.8	
11	1.3	1.1	0.5	0.4	0.9	
12	0.5	1.2	1.0	0.7	0.9	
13	0.1	1.7	0.6	0.8	0.8	
14	0.0	0.8	0.9	0.6	0.6	
15	0.0	0.1	1.2	1.3	0.6	
16	0.0	0.0	0.4	1.3	0.3	
17 or older	0.1	0.1	0.0	0.8	0.2	
N of Valid	3873	3396	2961	2082	12312	
N of Miss	272	182	182	140	776	

Table 78: How old were you when you first: used e-cigarettes, e-cigars, or e-hookahs (vaping)?










Response	6	8	10	12	Total	
Never	96.2	86.6	72.8	66.0	82.8	
10 or younger	1.3	1.3	0.7	0.3	1.0	
11	1.7	1.5	0.7	0.3	1.2	
12	0.6	3.4	1.7	0.9	1.7	
13	0.1	5.8	3.0	2.0	2.7	
14	0.0	1.2	9.1	2.6	3.0	
15	0.1	0.1	10.4	5.5	3.5	
16	0.0	0.0	1.6	12.3	2.5	
17 or older	0.0	0.1	0.0	10.1	1.7	
N of Valid	3883	3399	2965	2080	12327	
N of Miss	262	179	178	142	761	

Table 79: How old were you when you first: belonged to a gang?










Response	6	8	10	12	Total	
Never	97.2	96.1	96.3	95.4	96.4	
10 or younger	1.2	1.1	1.2	1.4	1.2	
11	0.8	0.7	0.3	0.4	0.6	
12	0.5	0.5	0.4	0.6	0.5	
13	0.1	1.2	0.4	0.5	0.5	
14	0.1	0.2	0.5	0.3	0.2	
15	0.0	0.1	0.6	0.7	0.3	
16	0.0	0.0	0.2	0.2	0.1	
17 or older	0.0	0.1	0.0	0.4	0.1	
N of Valid	3871	3398	2967	2075	12311	
N of Miss	274	180	176	147	777	

Table 80: How old were you when you first: used prescription drugs not prescribed to you?










Response	6	8	10	12	Total	
Never	97.7	94.6	92.5	89.7	94.3	
10 or younger	1.2	1.5	1.1	1.0	1.2	
11	0.9	0.7	0.5	0.6	0.7	
12	0.2	1.0	0.7	0.5	0.6	
13	0.1	1.6	0.9	0.9	0.8	
14	0.0	0.4	2.0	1.7	0.9	
15	0.0	0.1	1.8	2.2	0.8	
16	0.0	0.0	0.4	2.1	0.5	
17 or older	0.0	0.0	0.0	1.3	0.2	
N of Valid	3881	3409	2972	2083	12345	
N of Miss	264	169	171	139	743	

Table 81: How wrong do you think it is for someone your age to: take a handgun to school?

Response	6	8	10	12	Total	
Very wrong	92.1	88.6	90.1	91.3	90.5	
Wrong	5.9	8.1	6.6	5.8	6.6	
A little bit wrong	1.4	2.2	2.5	1.9	2.0	
Not at all wrong	0.6	1.2	0.8	1.1	0.9	
N of Valid	3927	3412	2980	2082	12401	
N of Miss	218	166	163	140	687	

Table 82: How wrong do you think it is for someone your age to: steal anything?

Response	6	8	10	12	Total	
Very wrong	67.3	55.3	55.6	67.3	61.2	
Wrong	26.0	33.7	34.0	25.2	29.9	
A little bit wrong	5.8	9.6	9.5	6.8	7.9	
Not at all wrong	0.9	1.4	0.9	0.6	1.0	
N of Valid	3898	3384	2959	2073	12314	
N of Miss	247	194	184	149	774	

Table 83: How wrong do you think it is for someone your age to: pick a fight with someone?

Response	6	8	10	12	Total	
Very wrong	51.9	38.5	40.4	53.4	45.7	
Wrong	31.0	36.2	36.1	29.4	33.4	
A little bit wrong	13.4	21.2	19.7	14.8	17.3	
Not at all wrong	3.7	4.1	3.8	2.5	3.7	
N of Valid	3896	3375	2964	2061	12296	
N of Miss	249	203	179	161	792	

Table 84: How wrong do you think it is for someone your age to: attack someone with the idea of seriously hurting them?





Response	6	8	10	12	Total	
Very wrong	85.3	74.6	73.9	76.1	78.1	
Wrong	10.3	17.6	18.0	16.4	15.2	
A little bit wrong	2.9	5.3	5.8	6.0	4.8	
Not at all wrong	1.6	2.5	2.2	1.6	2.0	
N of Valid	3890	3396	2965	2066	12317	
N of Miss	255	182	178	156	771	

Table 85: How wrong do you think it is for someone your age to: stay away from school all day when their parents think they are at school?





Response	6	8	10	12	Total	
Very wrong	77.6	59.6	51.0	51.3	61.8	
Wrong	17.5	29.0	31.3	28.5	25.8	
A little bit wrong	3.7	8.9	15.0	16.8	10.1	
Not at all wrong	1.1	2.5	2.6	3.5	2.2	
N of Valid	3899	3394	2967	2065	12325	
N of Miss	246	184	176	157	763	

Table 86: How wrong do you think it is for someone your age to: drink beer, wine or hard liquor (for example, vodka, whiskey, or gin) regularly?





Response	6	8	10	12	Total	
Very wrong	89.1	70.4	55.3	51.8	69.6	
Wrong	7.5	19.2	23.3	20.6	16.7	
A little bit wrong	2.3	7.7	16.5	19.4	10.1	
Not at all wrong	1.1	2.7	4.9	8.2	3.6	
N of Valid	3905	3395	2971	2062	12333	
N of Miss	240	183	172	160	755	

Table 87: How wrong do you think it is for someone your age to: smoke cigarettes?





Response	6	8	10	12	Total	
Very wrong	91.5	80.1	71.6	68.0	79.6	
Wrong	6.5	14.1	19.3	17.6	13.6	
A little bit wrong	1.5	4.1	6.5	9.5	4.7	
Not at all wrong	0.6	1.8	2.6	4.9	2.1	
N of Valid	3902	3400	2972	2074	12348	
N of Miss	243	178	171	148	740	

Table 88: How wrong do you think it is for someone your age to: smoke marijuana?





Response	6	8	10	12	Total	
Very wrong	92.5	72.0	50.4	44.6	68.7	
Wrong	4.9	14.5	18.4	16.2	12.7	
A little bit wrong	1.8	7.9	18.5	20.0	10.5	
Not at all wrong	0.8	5.7	12.7	19.2	8.1	
N of Valid	3901	3393	2971	2070	12335	
N of Miss	244	185	172	152	753	

Table 89: How wrong do you think it is for someone your age to: use prescription drugs or non-prescription drugs for the purpose of getting high?





Response	6	8	10	12	Total	
Very wrong	93.8	85.1	80.4	79.6	85.8	
Wrong	4.8	11.0	13.6	14.2	10.2	
A little bit wrong	0.8	2.4	4.2	4.1	2.6	
Not at all wrong	0.6	1.5	1.8	2.1	1.4	
N of Valid	3904	3390	2967	2067	12328	
N of Miss	241	188	176	155	760	

Table 90: How wrong do you think it is for someone your age to: use synthetic marijuana (K2, spice) or bath salts?

Response	6	8	10	12	Total	
Very wrong	94.5	87.6	85.2	87.6	89.2	
Wrong	4.3	9.5	11.4	8.9	8.2	
A little bit wrong	0.5	1.4	2.2	2.1	1.4	
Not at all wrong	0.7	1.4	1.2	1.4	1.1	
N of Valid	3881	3392	2965	2063	12301	
N of Miss	264	186	178	159	787	

Table 91: How wrong do you think it is for someone your age to: use LSD, cocaine, amphetamines or another illegal drug?

Response	6	8	10	12	Total	
Very wrong	96.4	90.4	88.0	86.8	91.1	
Wrong	2.9	7.5	8.8	7.9	6.4	
A little bit wrong	0.3	1.0	2.2	3.1	1.4	
Not at all wrong	0.4	1.1	1.1	2.2	1.1	
N of Valid	3901	3389	2963	2061	12314	
N of Miss	244	189	180	161	774	

Table 92: How wrong do you think it is for someone your age to: use e-cigarettes, e-cigars or e-hookahs (vaping)?

Response	6	8	10	12	Total	
Very wrong	88.6	69.2	52.6	50.3	68.2	
Wrong	6.5	16.1	18.7	14.6	13.5	
A little bit wrong	3.5	9.5	18.1	18.8	11.2	
Not at all wrong	1.3	5.1	10.5	16.3	7.1	
N of Valid	3884	3362	2950	2052	12248	
N of Miss	261	216	193	170	840	

Table 93: At school during the past 12 months, did you receive help from the resource teacher, speech therapist or other special education teacher?

Response	6	8	10	12	Total
No	0.0	0.0	0.0	0.0	0.0
Yes	0.0	0.0	0.0	0.0	0.0
N of Valid	0	0	0	0	0
N of Miss	0	0	0	0	0

Table 94: How many times in the past year (12 months) have you: been suspended from school?

Response	6	8	10	12	Total	
Never	83.0	78.6	83.5	86.2	82.4	<div></div>
1 to 2 times	12.9	14.9	12.6	10.6	13.0	<div></div>
3 to 5 times	2.7	3.9	2.7	2.2	3.0	<div></div>
6 to 9 times	0.6	1.1	0.5	0.4	0.7	<div></div>
10+ times	0.8	1.4	0.7	0.7	0.9	<div></div>
N of Valid	3909	3393	2962	2070	12334	
N of Miss	236	185	181	152	754	

Table 95: How many times in the past year (12 months) have you: carried a handgun?

Response	6	8	10	12	Total	
Never	96.4	93.9	95.4	94.9	95.2	<div></div>
1 to 2 times	2.4	3.5	2.3	2.3	2.7	<div></div>
3 to 5 times	0.7	1.4	0.9	0.9	1.0	<div></div>
6 to 9 times	0.2	0.3	0.4	0.4	0.3	<div></div>
10+ times	0.3	0.9	1.1	1.5	0.9	<div></div>
N of Valid	3880	3377	2955	2062	12274	
N of Miss	265	201	188	160	814	



Table 96: How many times in the past year (12 months) have you: sold illegal drugs?






Response	6	8	10	12	Total	
Never	99.7	98.3	96.4	95.5	97.8	
1 to 2 times	0.1	0.8	1.5	1.7	0.9	
3 to 5 times	0.0	0.3	0.7	0.8	0.4	
6 to 9 times	0.0	0.2	0.6	0.4	0.3	
10+ times	0.2	0.4	0.8	1.6	0.6	
N of Valid	3885	3384	2949	2064	12282	
N of Miss	260	194	194	158	806	

Table 97: How many times in the past year (12 months) have you: stolen or tried to steal a motor vehicle such as a car or motorcycle?






Response	6	8	10	12	Total	
Never	98.8	98.3	98.0	98.6	98.4	
1 to 2 times	0.8	1.2	1.2	0.8	1.0	
3 to 5 times	0.2	0.2	0.4	0.1	0.2	
6 to 9 times	0.1	0.1	0.1	0.1	0.1	
10+ times	0.1	0.2	0.2	0.3	0.2	
N of Valid	3873	3381	2956	2062	12272	
N of Miss	272	197	187	160	816	

Table 98: How many times in the past year (12 months) have you: participated in clubs, organizations or activities at school?






Response	6	8	10	12	Total	
Never	44.1	37.5	36.5	38.6	39.5	
1 to 2 times	25.1	22.4	19.2	13.5	21.0	
3 to 5 times	14.9	15.3	13.6	13.7	14.5	
6 to 9 times	4.5	5.9	6.3	6.5	5.7	
10+ times	11.4	18.8	24.5	27.7	19.4	
N of Valid	3872	3380	2959	2063	12274	
N of Miss	273	198	184	159	814	

Table 99: How many times in the past year (12 months) have you: been arrested?






Response	6	8	10	12	Total	
Never	99.0	96.9	96.4	97.0	97.4	
1 to 2 times	0.9	2.5	3.2	2.2	2.1	
3 to 5 times	0.2	0.3	0.4	0.4	0.3	
6 to 9 times	0.0	0.1	0.0	0.1	0.1	
10+ times	0.0	0.2	0.0	0.2	0.1	
N of Valid	3863	3377	2944	2062	12246	
N of Miss	282	201	199	160	842	

Table 100: How many times in the past year (12 months) have you: attacked someone with the idea of seriously hurting them?






Response	6	8	10	12	Total	
Never	92.4	89.6	91.8	93.4	91.6	
1 to 2 times	5.7	7.4	6.0	4.7	6.0	
3 to 5 times	1.0	1.5	1.6	1.1	1.3	
6 to 9 times	0.3	0.4	0.4	0.4	0.4	
10+ times	0.6	1.2	0.3	0.5	0.7	
N of Valid	3882	3379	2955	2063	12279	
N of Miss	263	199	188	159	809	

Table 101: How many times in the past year (12 months) have you: been drunk or high at school?






Response	6	8	10	12	Total	
Never	98.9	94.6	89.6	87.1	93.5	
1 to 2 times	1.0	3.2	5.6	4.8	3.3	
3 to 5 times	0.1	1.0	2.4	3.3	1.4	
6 to 9 times	0.1	0.3	0.8	0.9	0.4	
10+ times	0.0	0.9	1.7	3.9	1.3	
N of Valid	3878	3375	2957	2062	12272	
N of Miss	267	203	186	160	816	

Table 102: How many times in the past year (12 months) have you: taken a handgun to school?






Response	6	8	10	12	Total	
Never	99.7	99.4	99.6	99.3	99.5	
1 to 2 times	0.2	0.3	0.3	0.2	0.3	
3 to 5 times	0.1	0.1	0.1	0.1	0.1	
6 to 9 times	0.0	0.0	0.0	0.0	0.0	
10+ times	0.0	0.1	0.0	0.3	0.1	
N of Valid	3876	3378	2949	2059	12262	
N of Miss	269	200	194	163	826	

Table 103: How many times in the past year (12 months) have you: used e-cigarettes, e-cigars, or e-hookahs (vaping)?






Response	6	8	10	12	Total	
Never	99.7	99.4	99.6	99.3	99.5	
1 to 2 times	0.2	0.3	0.3	0.2	0.3	
3 to 5 times	0.1	0.1	0.1	0.1	0.1	
6 to 9 times	0.0	0.0	0.0	0.0	0.0	
10+ times	0.0	0.1	0.0	0.3	0.1	
N of Valid	3876	3378	2949	2059	12262	
N of Miss	269	200	194	163	826	

Table 104: Are you currently on probation, or assigned a probation officer with Juvenile Court?



Response	6	8	10	12	Total	
No	98.3	96.9	96.1	96.5	97.1	
Yes	1.7	3.1	3.9	3.5	2.9	
N of Valid	3448	3099	2693	1877	11117	
N of Miss	697	479	450	345	1971	

Table 105: Have you ever belonged to a gang?






Response	6	8	10	12	Total	
No	94.6	92.9	93.7	93.1	93.7	
No, but would like to	1.3	2.0	1.6	1.2	1.6	
Yes, in the past	2.3	2.5	2.0	2.1	2.3	
Yes, belong now	1.4	2.3	2.4	3.4	2.2	
Yes, but would like to get out	0.3	0.2	0.2	0.2	0.3	
N of Valid	3873	3371	2942	2047	12233	
N of Miss	272	207	201	175	855	

Table 106: If you have ever belonged to a gang, did that gang have a name?




Response	6	8	10	12	Total	
No	15.1	14.4	17.9	21.7	16.7	
Yes	3.6	5.2	4.8	5.6	4.6	
I have never belonged to a gang	81.3	80.5	77.3	72.7	78.7	
N of Valid	3871	3371	2925	2044	12211	
N of Miss	274	207	218	178	877	

Table 107: You are at a party at someone's house, and one of your friends offers you a drink containing alcohol. What would you say or do?





Response	6	8	10	12	Total	
Drink it	4.2	14.2	23.6	31.1	16.1	
Tell your friend, 'No thanks, I don't drink' and suggest that you and your friend go and do something else	47.1	42.4	37.2	29.0	40.4	
Just say, 'No thanks' and walk away	31.5	31.4	30.9	33.1	31.6	
Make up a good excuse, tell your friend you had something else to do, and leave	17.3	12.0	8.3	6.7	11.9	
N of Valid	3866	3371	2928	2049	12214	
N of Miss	279	207	215	173	874	

Table 108: How often do you attend religious services or activities?





Response	6	8	10	12	Total	
Never	27.8	18.9	18.4	19.8	21.7	
Rarely	21.4	24.5	25.0	27.0	24.1	
1-2 Times a Month	12.1	15.0	15.6	17.5	14.7	
About Once a Week or More	38.7	41.7	41.0	35.7	39.6	
N of Valid	3784	3367	2931	2057	12139	
N of Miss	361	211	212	165	949	

Table 109: I think sometimes it's okay to cheat at school.





Response	6	8	10	12	Total	
NO!	58.5	33.0	20.6	21.7	36.2	
no	31.6	41.2	37.0	32.4	35.7	
yes	8.4	22.3	34.6	35.2	23.0	
YES!	1.5	3.5	7.7	10.6	5.1	
N of Valid	3851	3365	2921	2040	12177	
N of Miss	294	213	222	182	911	

Table 110: It is important to think before you act.





Response	6	8	10	12	Total	
NO!	3.8	2.9	2.8	3.7	3.3	
no	2.4	3.5	2.6	1.6	2.6	
yes	26.5	35.5	37.3	31.9	32.5	
YES!	67.3	58.1	57.3	62.8	61.6	
N of Valid	3810	3347	2909	2032	12098	
N of Miss	335	231	234	190	990	

Table 111: Sometimes I think that life is not worth it.





Response	6	8	10	12	Total	
NO!	53.7	42.1	38.0	41.3	44.6	
no	21.9	23.3	25.6	25.7	23.8	
yes	17.1	22.7	24.1	23.2	21.4	
YES!	7.4	11.9	12.3	9.8	10.2	
N of Valid	3763	3310	2894	2024	11991	
N of Miss	382	268	249	198	1097	

Table 112: At times I think I am no good at all.





Response	6	8	10	12	Total	
NO!	38.0	30.9	27.5	31.9	32.5	
no	22.7	24.1	24.3	24.1	23.7	
yes	27.4	29.6	32.8	32.2	30.1	
YES!	12.0	15.5	15.3	11.8	13.7	
N of Valid	3790	3332	2897	2032	12051	
N of Miss	355	246	246	190	1037	

Table 113: All in all, I am inclined to think that I am a failure.





Response	6	8	10	12	Total	
NO!	54.4	44.5	39.6	44.3	46.4	
no	25.9	29.8	32.2	31.0	29.4	
yes	13.4	15.7	18.4	17.3	15.9	
YES!	6.2	10.0	9.8	7.4	8.3	
N of Valid	3760	3326	2890	2028	12004	
N of Miss	385	252	253	194	1084	

Table 114: In the past year, have you felt depressed or sad MOST days, even if you felt okay sometimes?





Response	6	8	10	12	Total	
NO!	37.7	32.2	27.5	32.1	32.8	
no	19.8	21.3	21.9	20.7	20.9	
yes	26.4	26.7	27.8	28.2	27.1	
YES!	16.2	19.9	22.8	18.9	19.3	
N of Valid	3786	3334	2900	2034	12054	
N of Miss	359	244	243	188	1034	

Table 115: It is all right to beat up people if they start the fight.





Response	6	8	10	12	Total	
NO!	45.3	26.7	22.5	26.7	31.5	
no	20.5	21.9	23.2	18.5	21.2	
yes	17.7	24.3	27.4	25.6	23.2	
YES!	16.5	27.1	27.0	29.2	24.1	
N of Valid	3799	3336	2901	2025	12061	
N of Miss	346	242	242	197	1027	

Table 116: I think it is okay to take something without asking if you can get away with it.





Response	6	8	10	12	Total	
NO!	76.4	59.8	55.3	60.7	64.1	
no	20.9	34.5	37.7	33.9	30.9	
yes	1.8	4.4	5.4	4.2	3.8	
YES!	1.0	1.3	1.6	1.2	1.2	
N of Valid	3779	3327	2900	2026	12032	
N of Miss	366	251	243	196	1056	

Table 117: Where do you get the most information about living a drug and alcohol free life? Parents/guardians





Response	6	8	10	12	Total	
All the time	57.6	54.4	49.4	50.5	53.5	
Most	16.2	20.8	23.2	22.2	20.2	
Some	11.1	12.4	15.5	14.6	13.1	
Very little	15.2	12.4	11.9	12.6	13.2	
N of Valid	3673	3289	2864	2016	11842	
N of Miss	472	289	279	206	1246	

Table 118: Where do you get the most information about living a drug and alcohol free life? Friends





Response	6	8	10	12	Total	
All the time	20.8	16.4	13.5	14.5	16.7	
Most	14.9	16.3	16.4	13.5	15.4	
Some	21.0	25.7	28.6	27.8	25.4	
Very little	43.3	41.6	41.4	44.2	42.5	
N of Valid	3507	3222	2832	1995	11556	
N of Miss	638	356	311	227	1532	

Table 119: Where do you get the most information about living a drug and alcohol free life? Family members





Response	6	8	10	12	Total	
All the time	50.4	44.3	36.1	35.7	42.7	
Most	18.9	21.5	23.0	22.1	21.2	
Some	13.5	18.1	21.7	21.4	18.1	
Very little	17.2	16.2	19.2	20.8	18.0	
N of Valid	3572	3253	2841	2002	11668	
N of Miss	573	325	302	220	1420	



Table 120: Where do you get the most information about living a drug and alcohol free life? School





Response	6	8	10	12	Total	
All the time	58.2	50.0	42.2	35.9	48.2	
Most	16.1	21.8	22.5	23.1	20.4	
Some	10.9	16.1	20.8	23.9	17.0	
Very little	14.9	12.2	14.5	17.1	14.4	
N of Valid	3582	3262	2867	2005	11716	
N of Miss	563	316	276	217	1372	

Table 121: Where do you get the most information about living a drug and alcohol free life? Internet





Response	6	8	10	12	Total	
All the time	25.8	23.6	19.7	18.5	22.4	
Most	16.6	17.4	16.6	15.3	16.6	
Some	20.7	26.7	30.0	29.4	26.1	
Very little	36.9	32.3	33.8	36.9	34.9	
N of Valid	3517	3229	2844	2005	11595	
N of Miss	628	349	299	217	1493	

Table 122: Where do you get the most information about living a drug and alcohol free life? TV





Response	6	8	10	12	Total	
All the time	30.5	26.8	20.3	19.3	25.1	
Most	16.0	18.2	17.3	15.6	16.9	
Some	22.4	28.5	32.4	30.6	28.0	
Very little	31.1	26.4	30.0	34.5	30.1	
N of Valid	3557	3238	2852	2006	11653	
N of Miss	588	340	291	216	1435	

Table 123: Where do you get the most information about living a drug and alcohol free life? Social media





Response	6	8	10	12	Total	
All the time	20.8	18.7	16.6	16.5	18.4	
Most	12.3	13.4	12.7	11.3	12.5	
Some	18.6	24.1	27.0	27.9	23.8	
Very little	48.3	43.8	43.7	44.3	45.2	
N of Valid	3476	3225	2843	2003	11547	
N of Miss	669	353	300	219	1541	

Table 124: How much do you think people risk harming themselves (physically or in other ways) if they: smoked one or more packs of cigarettes per day?





Response	6	8	10	12	Total	
No risk	18.1	11.5	8.7	9.9	12.6	
Slight risk	6.7	8.3	7.1	7.0	7.3	
Moderate risk	16.2	18.2	17.4	12.9	16.5	
Great risk	58.9	62.1	66.8	70.1	63.6	
N of Valid	3700	3292	2861	2006	11859	
N of Miss	445	286	282	216	1229	

Table 125: How much do you think people risk harming themselves (physically or in other ways) if they: try marijuana once or twice?





Response	6	8	10	12	Total	
No risk	22.0	25.8	38.6	48.5	31.6	
Slight risk	21.0	28.5	32.4	26.8	26.8	
Moderate risk	23.3	22.4	13.9	10.9	18.7	
Great risk	33.7	23.3	15.0	13.8	22.9	
N of Valid	3650	3258	2846	1988	11742	
N of Miss	495	320	297	234	1346	

Table 126: How much do you think people risk harming themselves (physically or in other ways) if they: smoke marijuana once or twice a week?





Response	6	8	10	12	Total	
No risk	20.1	18.9	25.0	34.0	23.3	
Slight risk	9.5	17.4	26.4	26.1	18.6	
Moderate risk	21.2	26.2	23.8	19.1	22.9	
Great risk	49.2	37.6	24.8	20.8	35.2	
N of Valid	3635	3256	2842	1996	11729	
N of Miss	510	322	301	226	1359	

Table 127: How much do you think people risk harming themselves (physically or in other ways) if they: take one or two drinks of an alcoholic beverage (beer, wine, liquor) nearly every day?





Response	6	8	10	12	Total	
No risk	19.5	13.0	10.6	13.3	14.5	
Slight risk	13.2	16.4	19.6	18.8	16.6	
Moderate risk	22.5	28.0	30.3	28.6	27.0	
Great risk	44.7	42.5	39.5	39.3	41.9	
N of Valid	3670	3273	2848	2003	11794	
N of Miss	475	305	295	219	1294	

Table 128: How much do you think people risk harming themselves (physically or in other ways) if they: have five or more drinks of an alcoholic beverage once or twice a weekend?





Response	6	8	10	12	Total	
No risk	18.9	11.6	9.2	11.4	13.3	
Slight risk	8.0	10.5	12.9	13.8	10.9	
Moderate risk	20.1	23.9	28.1	28.0	24.4	
Great risk	53.0	53.9	49.8	46.7	51.4	
N of Valid	3667	3278	2853	1996	11794	
N of Miss	478	300	290	226	1294	

Table 129: How much do you think people risk harming themselves (physically or in other ways) if they: use prescription drugs that are not prescribed to them?

Response	6	8	10	12	Total	
No risk	18.0	11.1	8.0	8.2	12.0	
Slight risk	4.5	6.3	7.2	6.5	6.0	
Moderate risk	14.1	17.3	19.8	19.5	17.3	
Great risk	63.4	65.3	64.9	65.8	64.7	
N of Valid	3668	3267	2852	1992	11779	
N of Miss	477	311	291	230	1309	

Table 130: How much do you think people risk harming themselves (physically or in other ways) if they: use non-prescription drugs to get high?

Response	6	8	10	12	Total	
No risk	18.4	11.4	8.1	8.7	12.3	
Slight risk	3.6	5.8	6.6	5.4	5.2	
Moderate risk	12.9	17.6	17.8	18.5	16.3	
Great risk	65.1	65.1	67.6	67.5	66.1	
N of Valid	3664	3265	2848	1997	11774	
N of Miss	481	313	295	225	1314	

Table 131: How much do you think people risk harming themselves (physically or in other ways) if they: use e-cigarettes, e-cigars, or e-hookahs?

Response	6	8	10	12	Total	
No risk	20.3	18.0	19.6	22.3	19.8	
Slight risk	12.2	23.8	30.4	30.9	23.0	
Moderate risk	19.5	23.5	23.8	21.0	21.9	
Great risk	48.1	34.7	26.2	25.8	35.3	
N of Valid	3646	3257	2842	1985	11730	
N of Miss	499	321	301	237	1358	

Table 132: Have you ever used smokeless tobacco (chew, snuff, plug, dipping tobacco, or chewing tobacco)?






Response	6	8	10	12	Total	
Never	98.0	95.4	92.4	90.3	94.6	
Once or Twice	1.6	3.0	4.2	5.5	3.3	
Once in a while but not regularly	0.1	0.7	1.5	1.9	0.9	
Regularly in the past	0.2	0.7	1.5	1.2	0.8	
Regularly now	0.2	0.1	0.5	1.2	0.4	
N of Valid	3659	3244	2813	1972	11688	
N of Miss	486	334	330	250	1400	

Table 133: How often have you used smokeless tobacco during the past 30 days?







Response	6	8	10	12	Total	
Not at all	99.6	98.1	97.1	96.1	98.0	
Once or twice	0.2	1.1	1.4	1.4	1.0	
Once or twice per week	0.0	0.2	0.5	0.6	0.3	
Three to five times per week	0.1	0.2	0.4	0.5	0.2	
About once a day	0.1	0.2	0.3	0.4	0.2	
More than once a day	0.1	0.2	0.2	1.0	0.3	
N of Valid	3660	3227	2825	1970	11682	
N of Miss	485	351	318	252	1406	

Table 134: Have you ever smoked cigarettes?






Response	6	8	10	12	Total	
Never	96.0	90.1	85.7	80.4	89.3	
Once or Twice	3.4	7.6	9.2	10.8	7.2	
Once in a while but not regularly	0.4	1.3	2.4	4.1	1.7	
Regularly in the past	0.2	0.8	1.8	3.7	1.3	
Regularly now	0.0	0.2	0.9	1.0	0.5	
N of Valid	3636	3239	2808	1974	11657	
N of Miss	509	339	335	248	1431	

Table 135: How frequently have you smoked cigarettes during the past 30 days?








Response	6	8	10	12	Total	
Not at all	99.3	97.9	96.4	95.3	97.6	
Less than one cigarette per day	0.5	1.2	2.2	2.4	1.4	
One to five cigarettes per day	0.1	0.4	0.8	1.5	0.6	
About one-half pack per day	0.1	0.1	0.2	0.5	0.2	
About one pack per day	0.0	0.2	0.1	0.2	0.1	
About one and one-half packs per day	0.0	0.1	0.1	0.1	0.1	
Two packs or more per day	0.0	0.1	0.1	0.1	0.1	
N of Valid	3639	3241	2811	1956	11647	
N of Miss	506	337	332	266	1441	

Table 136: Which statement best describes rules about smoking inside your home or your family cars?






Response	6	8	10	12	Total	
Smoking is not allowed anywhere inside your home or cars	63.8	65.1	68.7	68.7	66.2	
Smoking is allowed in some places and at some times or in some cars	8.8	10.1	8.0	8.6	8.9	
Smoking is allowed anywhere inside the home or cars	2.8	2.4	3.5	3.2	2.9	
There are no rules about smoking inside the home or cars	3.3	3.4	4.5	5.5	4.0	
I don't know	21.3	18.9	15.3	13.9	18.0	
N of Valid	3621	3233	2814	1979	11647	
N of Miss	524	345	329	243	1441	

Table 137: Have you ever used e-cigarettes, e-cigars, or e-hookahs (vaping)?






Response	6	8	10	12	Total	
Never	94.5	83.3	66.9	60.4	78.9	
Once or Twice	3.3	9.1	12.7	13.1	8.9	
Once in a while but not regularly	1.1	3.6	8.8	9.9	5.2	
Regularly in the past	0.5	2.1	4.5	5.3	2.7	
Regularly now	0.6	1.9	7.1	11.2	4.3	
N of Valid	3601	3224	2808	1974	11607	
N of Miss	544	354	335	248	1481	

Table 138: How frequently have you used e-cigarettes, e-cigars, or e-hookahs (vaping)?








Response	6	8	10	12	Total	
Not at all	97.4	91.8	80.2	73.3	87.6	
Less than 10 puffs per day	1.9	5.0	10.9	12.9	6.8	
10 to 50 puffs per day	0.4	1.8	4.8	8.1	3.2	
About one-half cartomiser per day	0.1	0.4	1.4	2.4	0.9	
About one cartomiser per day	0.2	0.4	1.3	2.0	0.8	
About one and one-half cartomisers per day	0.1	0.3	0.7	0.5	0.3	
Two cartomisers or more per day	0.1	0.3	0.6	0.8	0.4	
N of Valid	3556	3209	2794	1975	11534	
N of Miss	589	369	349	247	1554	

Table 139: During this school year, were you taught in any of your classes about the dangers of tobacco use?






Response	6	8	10	12	Total	
Never	31.2	31.9	37.3	49.0	35.9	
Rarely	13.8	20.1	21.4	19.0	18.3	
Sometimes	18.5	21.2	21.3	17.5	19.8	
Often	18.3	15.8	12.8	8.8	14.6	
Almost always	18.2	11.0	7.1	5.8	11.4	
N of Valid	3606	3232	2801	1976	11615	
N of Miss	539	346	342	246	1473	

Table 140: During the past 12 months, have you participated in any community activities to discourage people your age from using cigarettes, chewing tobacco, snuff, dip or cigars, e-cigarettes, e-cigars, or e-hookahs?






Response	6	8	10	12	Total	
Never	67.4	69.0	75.3	79.8	71.9	
Rarely	12.8	14.2	12.4	8.7	12.4	
Sometimes	9.5	9.2	7.7	6.9	8.5	
Often	5.2	4.7	2.7	2.6	4.0	
Almost always	5.1	2.9	1.8	2.0	3.2	
N of Valid	3553	3201	2799	1964	11517	
N of Miss	592	377	344	258	1571	

Table 141: Think back over the last two weeks. How many times have you had five or more alcoholic drinks in a row?







Response	6	8	10	12	Total	
None	98.3	95.3	90.6	86.0	93.5	
Once	0.9	2.1	4.1	6.4	3.0	
Twice	0.4	1.1	2.4	3.6	1.6	
3-5 times	0.3	1.0	2.0	2.3	1.2	
6-9 times	0.0	0.2	0.3	1.1	0.3	
10 or more times	0.1	0.3	0.6	0.5	0.3	
N of Valid	3540	3184	2780	1940	11444	
N of Miss	605	394	363	282	1644	

Table 142: During the past 30 days, how many times did you ride in a car or other vehicle driven by someone who had been drinking alcohol or using drugs to get high?






Response	6	8	10	12	Total	
0 times	90.8	87.5	85.4	83.4	87.3	
1 time	4.9	5.4	6.0	6.1	5.5	
2 or 3 times	2.0	4.0	4.6	5.0	3.7	
4 or 5 times	0.8	1.4	1.5	1.8	1.3	
6 or more times	1.6	1.9	2.6	3.7	2.3	
N of Valid	3532	3181	2778	1949	11440	
N of Miss	613	397	365	273	1648	

Table 143: During the past 30 days, how many times did you drive a car or other vehicle when you had been drinking alcohol or using drugs to get high?







Response	6	8	10	12	Total	
I did not drive a car in the past 30 days	48.7	59.2	47.3	31.0	48.2	
0 times	50.0	38.8	48.9	61.2	48.5	
1 time	0.6	1.0	1.7	2.8	1.4	
2 or 3 times	0.3	0.6	1.1	2.2	0.9	
4 or 5 times	0.2	0.1	0.4	1.0	0.4	
6 or more times	0.2	0.3	0.7	1.8	0.6	
N of Valid	3451	3151	2763	1950	11315	
N of Miss	694	427	380	272	1773	



Table 144: If you drank alcohol (not just a sip or taste) in the past year, where did you usually drink it?











Response	6	8	10	12	Total	
I did not drink alcohol in the past year	94.1	85.2	70.8	61.1	80.3	
At my home	3.4	6.9	11.4	13.0	8.0	
At someone else's home	1.1	5.5	14.8	20.7	9.0	
At an open area like a park, beach, field, back road, woods, or a street corner	0.2	0.6	0.9	1.4	0.7	
At a sporting event or concert	0.3	0.3	0.3	0.7	0.4	
At a restaurant, bar, or a nightclub	0.3	0.3	0.4	0.8	0.4	
At an empty building or a construction site	0.1	0.2	0.2	0.2	0.2	
At a hotel/motel	0.2	0.3	0.5	1.0	0.5	
An a car	0.1	0.1	0.1	0.9	0.3	
At school	0.1	0.5	0.4	0.2	0.3	
N of Valid	3447	3137	2749	1926	11259	
N of Miss	698	441	394	296	1829	

Table 145: How do you feel about someone your age having one or two drinks of an alcoholic beverage nearly every day?





Response	6	8	10	12	Total	
Neither approve nor disapprove	20.2	25.1	29.4	31.3	25.7	
Somewhat disapprove	6.8	13.9	20.8	19.9	14.5	
Strongly disapprove	57.5	48.7	38.6	37.3	47.0	
Don't know or can't say	15.4	12.3	11.3	11.5	12.9	
N of Valid	3493	3177	2783	1952	11405	
N of Miss	652	401	360	270	1683	

Table 146: On how many occasions have you had alcoholic beverages (beer, wine or hard liquor) to drink in your lifetime - more than just a few sips?






Response	6	8	10	12	Total	
0	92.4	81.7	66.3	55.1	76.7	
1-2	5.7	10.4	13.6	13.9	10.3	
3-5	0.9	4.0	8.6	9.3	5.1	
6-9	0.3	1.5	4.1	6.5	2.6	
10+	0.7	2.5	7.3	15.2	5.3	
N of Valid	3506	3162	2783	1942	11393	
N of Miss	639	416	360	280	1695	

Table 147: On how many occasions have you drunk one of more drinks of an alcoholic beverage during the past 30 days?






Response	6	8	10	12	Total	
0	98.7	94.4	86.8	79.9	91.4	
1-2	1.0	4.1	8.7	12.5	5.7	
3-5	0.2	0.9	2.8	4.6	1.8	
6-9	0.1	0.3	0.8	1.4	0.5	
10+	0.0	0.4	0.9	1.5	0.6	
N of Valid	3485	3151	2778	1941	11355	
N of Miss	660	427	365	281	1733	

Table 148: On how many occasions have you used marijuana (grass, pot) or hashish (hash, hash oil) in your lifetime?






Response	6	8	10	12	Total	
0	98.5	91.3	78.6	69.5	86.7	
1-2	0.9	3.9	7.4	7.1	4.4	
3-5	0.3	1.8	3.8	4.1	2.2	
6-9	0.0	0.6	2.0	3.2	1.2	
10+	0.3	2.3	8.2	16.1	5.5	
N of Valid	3488	3155	2770	1933	11346	
N of Miss	657	423	373	289	1742	

Table 149: On how many occasions have you used marijuana (grass, pot) or hashish (hash, hash oil) during the past 30 days?






Response	6	8	10	12	Total	
0	99.5	96.3	89.0	82.4	93.1	
1-2	0.3	1.8	4.7	6.4	2.8	
3-5	0.1	0.6	1.6	3.8	1.2	
6-9	0.0	0.4	1.1	1.6	0.7	
10+	0.1	0.9	3.7	5.8	2.1	
N of Valid	3466	3149	2771	1936	11322	
N of Miss	679	429	372	286	1766	

Table 150: On how many occasions have you used LSD or other psychedelics in your lifetime?


Response	6	8	10	12	Total	
0	99.7	99.4	98.2	96.2	98.7	
1-2	0.2	0.4	1.2	2.2	0.8	
3-5	0.1	0.1	0.3	0.9	0.3	
6-9	0.0	0.0	0.2	0.3	0.1	
10+	0.1	0.1	0.2	0.5	0.2	
N of Valid	3451	3152	2771	1940	11314	
N of Miss	694	426	372	282	1774	

Table 151: On how many occasions have you used LSD or other psychedelics during the past 30 days?


Response	6	8	10	12	Total	
0	99.9	99.7	99.4	99.2	99.6	
1-2	0.1	0.2	0.4	0.6	0.3	
3-5	0.0	0.1	0.1	0.1	0.1	
6-9	0.0	0.0	0.0	0.1	0.0	
10+	0.0	0.0	0.0	0.1	0.0	
N of Valid	3440	3143	2777	1941	11301	
N of Miss	705	435	366	281	1787	

Table 152: On how many occasions have you used cocaine or crack in your lifetime?


Response	6	8	10	12	Total	
0	99.8	99.3	98.8	98.3	99.2	
1-2	0.1	0.4	0.8	1.2	0.6	
3-5	0.1	0.1	0.2	0.2	0.1	
6-9	0.0	0.1	0.1	0.0	0.0	
10+	0.0	0.1	0.1	0.4	0.1	
N of Valid	3472	3153	2777	1939	11341	
N of Miss	673	425	366	283	1747	

Table 153: On how many occasions have you used cocaine or crack during the past 30 days?


Response	6	8	10	12	Total	
0	99.9	99.7	99.6	99.8	99.8	
1-2	0.0	0.2	0.3	0.2	0.2	
3-5	0.0	0.1	0.0	0.0	0.0	
6-9	0.0	0.0	0.0	0.0	0.0	
10+	0.1	0.0	0.0	0.0	0.0	
N of Valid	3450	3149	2774	1937	11310	
N of Miss	695	429	369	285	1778	

Table 154: On how many occasions have you sniffed glue, breathed the contents of an aerosol spray can, or inhaled other gases or sprays, in order to get high in your lifetime?


Response	6	8	10	12	Total	
0	96.4	93.5	95.1	96.7	95.3	
1-2	2.3	3.7	3.1	2.2	2.9	
3-5	0.6	1.2	0.9	0.6	0.8	
6-9	0.2	0.6	0.4	0.1	0.3	
10+	0.5	1.1	0.6	0.4	0.7	
N of Valid	3464	3142	2781	1937	11324	
N of Miss	681	436	362	285	1764	

Table 155: On how many occasions have you sniffed glue, breathed the contents of an aerosol spray can, or inhaled other gases or sprays, in order to get high during the past 30 days?


Response	6	8	10	12	Total	
0	98.3	97.3	98.6	99.4	98.3	
1-2	1.2	1.9	1.0	0.6	1.2	
3-5	0.2	0.4	0.2	0.0	0.2	
6-9	0.1	0.2	0.0	0.0	0.1	
10+	0.2	0.2	0.1	0.1	0.2	
N of Valid	3438	3132	2768	1928	11266	
N of Miss	707	446	375	294	1822	

Table 156: On how many occasions have you used Pegaramide (peg, Peggy, etc.) in your lifetime?


Response	6	8	10	12	Total	
0	100.0	100.0	100.0	100.0	100.0	
1-2	0.0	0.0	0.0	0.0	0.0	
3-5	0.0	0.0	0.0	0.0	0.0	
6-9	0.0	0.0	0.0	0.0	0.0	
10+	0.0	0.0	0.0	0.0	0.0	
N of Valid	3429	3134	2775	1935	11273	
N of Miss	716	444	368	287	1815	

Table 157: On how many occasions have you used Pegaramide (peg, Peggy, etc.) during the past 30 days?


Response	6	8	10	12	Total	
0	100.0	100.0	100.0	100.0	100.0	
1-2	0.0	0.0	0.0	0.0	0.0	
3-5	0.0	0.0	0.0	0.0	0.0	
6-9	0.0	0.0	0.0	0.0	0.0	
10+	0.0	0.0	0.0	0.0	0.0	
N of Valid	3409	3133	2773	1934	11249	
N of Miss	736	445	370	288	1839	

Table 158: On how many occasions have you used synthetic marijuana (K2, spice) in your lifetime?






Response	6	8	10	12	Total	
0	99.6	98.5	98.6	98.8	98.9	
1-2	0.3	1.0	0.9	1.0	0.8	
3-5	0.0	0.2	0.2	0.1	0.1	
6-9	0.0	0.0	0.1	0.1	0.0	
10+	0.1	0.3	0.2	0.1	0.2	
N of Valid	3438	3134	2771	1933	11276	
N of Miss	707	444	372	289	1812	

Table 159: On how many occasions have you used synthetic marijuana (K2, spice) during the past 30 days?


Response	6	8	10	12	Total	
0	99.9	99.2	99.3	99.7	99.5	
1-2	0.0	0.6	0.4	0.3	0.3	
3-5	0.0	0.1	0.1	0.0	0.1	
6-9	0.0	0.0	0.0	0.1	0.0	
10+	0.1	0.2	0.1	0.0	0.1	
N of Valid	3423	3132	2767	1932	11254	
N of Miss	722	446	376	290	1834	

Table 160: On how many occasions have you used methamphetamines (meth, speed, crank, crystal meth) in your lifetime?


Response	6	8	10	12	Total	
0	99.7	99.5	99.5	99.4	99.5	
1-2	0.1	0.3	0.2	0.3	0.2	
3-5	0.1	0.0	0.1	0.1	0.1	
6-9	0.0	0.1	0.1	0.0	0.1	
10+	0.1	0.1	0.2	0.3	0.1	
N of Valid	3428	3136	2769	1935	11268	
N of Miss	717	442	374	287	1820	

Table 161: On how many occasions have you used methamphetamines (meth, speed, crank, crystal meth) in the past 30 days?


Response	6	8	10	12	Total	
0	99.9	99.7	99.7	99.9	99.8	
1-2	0.1	0.2	0.2	0.1	0.1	
3-5	0.0	0.0	0.0	0.0	0.0	
6-9	0.0	0.0	0.0	0.0	0.0	
10+	0.0	0.1	0.0	0.1	0.0	
N of Valid	3420	3135	2770	1933	11258	
N of Miss	725	443	373	289	1830	

Table 162: On how many occasions have you used other chemical products (bath salts, plant food, etc.) in your lifetime?






Response	6	8	10	12	Total	
0	97.3	98.2	99.1	99.7	98.4	
1-2	1.5	0.8	0.6	0.1	0.8	
3-5	0.5	0.5	0.1	0.1	0.3	
6-9	0.1	0.0	0.1	0.0	0.1	
10+	0.6	0.4	0.1	0.2	0.4	
N of Valid	3416	3129	2764	1936	11245	
N of Miss	729	449	379	286	1843	

Table 163: On how many occasions have you used other chemical products (bath salts, plant food, etc.) during the past 30 days?






Response	6	8	10	12	Total	
0	98.9	99.1	99.5	99.9	99.3	
1-2	0.6	0.5	0.2	0.1	0.4	
3-5	0.2	0.2	0.1	0.0	0.1	
6-9	0.1	0.1	0.1	0.0	0.1	
10+	0.2	0.2	0.1	0.1	0.1	
N of Valid	3406	3126	2761	1935	11228	
N of Miss	739	452	382	287	1860	

Table 164: On how many occasions have you used heroin or other opiates in your lifetime?






Response	6	8	10	12	Total	
0	99.8	99.6	99.2	99.3	99.5	
1-2	0.1	0.4	0.4	0.2	0.3	
3-5	0.0	0.0	0.1	0.2	0.1	
6-9	0.0	0.1	0.1	0.1	0.1	
10+	0.1	0.0	0.2	0.2	0.1	
N of Valid	3409	3126	2760	1931	11226	
N of Miss	736	452	383	291	1862	

Table 165: On how many occasions have you used heroin or other opiates during the past 30 days?






Response	6	8	10	12	Total	
0	99.8	99.9	99.9	99.8	99.8	
1-2	0.1	0.1	0.1	0.1	0.1	
3-5	0.0	0.0	0.1	0.1	0.0	
6-9	0.1	0.0	0.0	0.0	0.0	
10+	0.1	0.0	0.0	0.0	0.0	
N of Valid	3367	3074	2739	1906	11086	
N of Miss	778	504	404	316	2002	

Table 166: On how many occasions have you used MDMA ('X', 'E', or ecstasy) in your lifetime?






Response	6	8	10	12	Total	
0	99.8	99.5	99.0	98.6	99.3	
1-2	0.1	0.3	0.6	0.7	0.4	
3-5	0.0	0.1	0.3	0.5	0.2	
6-9	0.0	0.0	0.0	0.1	0.0	
10+	0.1	0.1	0.1	0.2	0.1	
N of Valid	3375	3121	2757	1932	11185	
N of Miss	770	457	386	290	1903	

Table 167: On how many occasions have you used MDMA ('X', 'E', or ecstasy) during the past 30 days?






Response	6	8	10	12	Total	
0	99.9	99.8	99.7	99.6	99.8	
1-2	0.1	0.2	0.2	0.3	0.2	
3-5	0.0	0.0	0.1	0.0	0.0	
6-9	0.0	0.0	0.0	0.1	0.0	
10+	0.0	0.0	0.0	0.0	0.0	
N of Valid	3341	3116	2754	1924	11135	
N of Miss	804	462	389	298	1953	



Table 168: On how many occasions have you taken prescription drugs (such as Valium, Xanax, Ritalin, Adderall, OxyContin, Tramadol, or sleeping pills) not prescribed to you in your lifetime?






Response	6	8	10	12	Total	
0	97.6	94.6	92.2	91.1	94.3	
1-2	1.1	2.8	3.4	3.7	2.6	
3-5	0.4	1.0	1.9	1.7	1.2	
6-9	0.1	0.4	0.8	1.2	0.6	
10+	0.9	1.1	1.7	2.3	1.4	
N of Valid	3401	3131	2765	1930	11227	
N of Miss	744	447	378	292	1861	

Table 169: On how many occasions have you taken prescription drugs (such as Valium, Xanax, Ritalin, Adderall, OxyContin, Tramadol, or sleeping pills) not prescribed to you during the past 30 days?






Response	6	8	10	12	Total	
0	98.7	97.2	96.4	97.3	97.5	
1-2	0.7	1.7	2.4	1.7	1.6	
3-5	0.1	0.6	0.7	0.6	0.5	
6-9	0.1	0.2	0.3	0.3	0.2	
10+	0.4	0.4	0.2	0.2	0.3	
N of Valid	3385	3124	2761	1930	11200	
N of Miss	760	454	382	292	1888	

Table 170: On how many occasions have you taken non-prescription medicines such as diet pills (for example, Dietac, Dexatrim or Prolamine), stay-awake pills (for example No-Doz, Vivarin, or Wake), or cough or cold medicines (robos, DXM, etc.) to get high in your lifetime?






Response	6	8	10	12	Total	
0	98.5	97.7	97.5	96.9	97.8	
1-2	0.7	1.0	1.3	1.6	1.1	
3-5	0.2	0.6	0.4	0.8	0.4	
6-9	0.1	0.4	0.1	0.3	0.2	
10+	0.5	0.4	0.8	0.4	0.5	
N of Valid	3408	3129	2767	1931	11235	
N of Miss	737	449	376	291	1853	

Table 171: On how many occasions have you taken non-prescription medicines such as diet pills (for example, Dietac, Dexatrim or Prolamine), stay-awake pills (for example No-Doz, Vivarin, or Wake), or cough or cold medicines (robos, DXM, etc.) to get high during the past 30 days?






Response	6	8	10	12	Total	
0	99.3	98.7	99.1	99.1	99.0	
1-2	0.4	0.8	0.5	0.5	0.5	
3-5	0.1	0.4	0.1	0.3	0.2	
6-9	0.0	0.1	0.1	0.1	0.1	
10+	0.2	0.1	0.1	0.1	0.1	
N of Valid	3402	3131	2761	1931	11225	
N of Miss	743	447	382	291	1863	

Table 172: On how many occasions have you been drunk or very high from drinking alcoholic beverages during the past 30 days?






Response	6	8	10	12	Total	
0	99.5	97.4	92.7	87.8	95.2	
1-2	0.4	1.5	4.3	7.0	2.8	
3-5	0.1	0.4	1.4	2.8	1.0	
6-9	0.0	0.2	0.8	1.2	0.5	
10+	0.1	0.5	0.8	1.1	0.6	
N of Valid	3401	3111	2756	1927	11195	
N of Miss	744	467	387	295	1893	

Table 173: On how many occasions have you drunk flavored alcoholic beverages, sometimes called 'alcopops' (like Mike's Hard Lemonade, Smirnoff Ice, Bacardi Breezers, etc.) in your lifetime?






Response	6	8	10	12	Total	
0	97.4	90.5	82.6	73.6	87.8	
1-2	1.9	5.5	7.5	7.6	5.3	
3-5	0.4	1.9	4.4	6.6	2.9	
6-9	0.0	0.7	2.2	4.1	1.5	
10+	0.2	1.3	3.3	8.1	2.6	
N of Valid	3405	3126	2766	1927	11224	
N of Miss	740	452	377	295	1864	

Table 174: On how many occasions have you drunk flavored alcoholic beverages, sometimes called 'alcopops' (like Mike's Hard Lemonade, Smirnoff Ice, Bacardi Breezers, etc.) during the past 30 days?






Response	6	8	10	12	Total	
0	99.1	96.6	92.5	87.8	94.9	
1-2	0.7	2.3	5.2	7.5	3.4	
3-5	0.1	0.5	1.6	2.8	1.0	
6-9	0.0	0.3	0.3	1.2	0.4	
10+	0.1	0.4	0.4	0.7	0.4	
N of Valid	3401	3127	2765	1931	11224	
N of Miss	744	451	378	291	1864	

Table 175: If you smoked cigarettes (not just a puff or drag) in the past year, how did you usually get them?













Response	6	8	10	12	Total	
I did not smoke cigarettes in the past year	96.2	94.1	91.2	87.4	92.8	
I bought them myself with a fake ID	0.2	0.1	0.1	0.1	0.1	
I bought them myself without a fake ID	0.0	0.0	0.3	1.8	0.4	
I got them from someone I know age 18 or older	0.1	1.3	2.7	5.4	2.0	
I got them from someone I know under age 18	0.3	0.9	0.9	0.8	0.7	
I got them from my brother or sister	0.2	0.2	0.4	0.2	0.2	
I got them from home with my parents' permission	0.1	0.2	0.4	0.2	0.2	
I got them from home without my parents' permission	0.2	0.6	1.4	0.4	0.6	
I got them from another relative	0.1	0.3	0.1	0.3	0.2	
A stranger bought them for me	0.2	0.0	0.1	0.2	0.1	
I took them from a store or shop	0.1	0.0	0.0	0.2	0.1	
Other	2.5	2.3	2.4	3.2	2.5	
N of Valid	3283	3066	2712	1904	10965	
N of Miss	862	512	431	318	2123	

Table 176: If you used e-cigarettes, e-cigars, or e-hookahs (not just a puff or drag) in the past year, how did you usually get them? - I did not use e-cigarettes, e-cigars, or e-hookahs in the past year



Response	6	8	10	12	Total	
No	3.2	10.0	22.9	27.4	14.2	
Yes	96.8	90.0	77.1	72.6	85.8	
N of Valid	3198	3027	2694	1880	10799	
N of Miss	0	0	0	0	0	

Table 177: If you used e-cigarettes, e-cigars, or e-hookahs (not just a puff or drag) in the past year, how did you usually get them? - I bought them in a store such as a convenience store, supermarket, discount store, or gas station



Response	6	8	10	12	Total	
No	99.6	99.3	98.4	94.5	98.3	
Yes	0.4	0.7	1.6	5.5	1.7	
N of Valid	3198	3027	2694	1880	10799	
N of Miss	0	0	0	0	0	

Table 178: If you used e-cigarettes, e-cigars, or e-hookahs (not just a puff or drag) in the past year, how did you usually get them? - I got them on the Internet



Response	6	8	10	12	Total	
No	99.9	99.2	98.4	98.5	99.1	
Yes	0.1	0.8	1.6	1.5	0.9	
N of Valid	3198	3027	2694	1880	10799	
N of Miss	0	0	0	0	0	

Table 179: If you used e-cigarettes, e-cigars, or e-hookahs (not just a puff or drag) in the past year, how did you usually get them? - I got them at a store that sells electronic cigarettes, such as a "vape shop"



Response	6	8	10	12	Total	
No	99.7	99.3	98.8	95.6	98.7	
Yes	0.3	0.7	1.2	4.4	1.3	
N of Valid	3198	3027	2694	1880	10799	
N of Miss	0	0	0	0	0	

Table 180: If you used e-cigarettes, e-cigars, or e-hookahs (not just a puff or drag) in the past year, how did you usually get them? - I got them from a family member



Response	6	8	10	12	Total	
No	98.9	97.5	95.7	97.1	97.4	
Yes	1.1	2.5	4.3	2.9	2.6	
N of Valid	3198	3027	2694	1880	10799	
N of Miss	0	0	0	0	0	

Table 181: If you used e-cigarettes, e-cigars, or e-hookahs (not just a puff or drag) in the past year, how did you usually get them? - I got them from a friend



Response	6	8	10	12	Total	
No	98.6	93.3	82.9	83.2	90.5	
Yes	1.4	6.7	17.1	16.8	9.5	
N of Valid	3198	3027	2694	1880	10799	
N of Miss	0	0	0	0	0	

Table 182: If you used e-cigarettes, e-cigars, or e-hookahs (not just a puff or drag) in the past year, how did you usually get them? - A stranger got them for me



Response	6	8	10	12	Total	
No	99.9	99.7	99.0	99.7	99.6	
Yes	0.1	0.3	1.0	0.3	0.4	
N of Valid	3198	3027	2694	1880	10799	
N of Miss	0	0	0	0	0	

Table 183: If you used e-cigarettes, e-cigars, or e-hookahs (not just a puff or drag) in the past year, how did you usually get them? - I took them from a store or shop



Response	6	8	10	12	Total	
No	99.8	99.6	99.7	99.6	99.7	
Yes	0.2	0.4	0.3	0.4	0.3	
N of Valid	3198	3027	2694	1880	10799	
N of Miss	0	0	0	0	0	

Table 184: If you used e-cigarettes, e-cigars, or e-hookahs (not just a puff or drag) in the past year, how did you usually get them? - I got them some other way



Response	6	8	10	12	Total	
No	99.2	98.7	97.1	97.6	98.3	
Yes	0.8	1.3	2.9	2.4	1.7	
N of Valid	3198	3027	2694	1880	10799	
N of Miss	0	0	0	0	0	

Table 185: If you used marijuana (grass, pot) (not just a puff or drag) in the past year, how did you usually get it? - I did not use marijuana (grass, pot) in the past year



Response	6	8	10	12	Total	
No	2.8	9.2	20.0	27.9	13.3	
Yes	97.2	90.8	80.0	72.1	86.7	
N of Valid	3190	3013	2701	1891	10795	
N of Miss	0	0	0	0	0	

Table 186: If you used marijuana (grass, pot) (not just a puff or drag) in the past year, how did you usually get it? - I bought it myself



Response	6	8	10	12	Total	
No	99.6	98.1	92.7	85.9	95.1	
Yes	0.4	1.9	7.3	14.1	4.9	
N of Valid	3190	3013	2701	1891	10795	
N of Miss	0	0	0	0	0	

Table 187: If you used marijuana (grass, pot) (not just a puff or drag) in the past year, how did you usually get it? - I got it from someone at school



Response	6	8	10	12	Total	
No	99.8	98.4	95.7	95.6	97.7	
Yes	0.2	1.6	4.3	4.4	2.3	
N of Valid	3190	3013	2701	1891	10795	
N of Miss	0	0	0	0	0	

Table 188: If you used marijuana (grass, pot) (not just a puff or drag) in the past year, how did you usually get it? - I got it from someone with a medical marijuana card



Response	6	8	10	12	Total	
No	100.0	99.6	99.3	99.5	99.6	
Yes	0.0	0.4	0.7	0.5	0.4	
N of Valid	3190	3013	2701	1891	10795	
N of Miss	0	0	0	0	0	

Table 189: If you used marijuana (grass, pot) (not just a puff or drag) in the past year, how did you usually get it? - I got it from my brother or sister



Response	6	8	10	12	Total	
No	99.6	98.7	97.3	98.0	98.5	
Yes	0.4	1.3	2.7	2.0	1.5	
N of Valid	3190	3013	2701	1891	10795	
N of Miss	0	0	0	0	0	

Table 190: If you used marijuana (grass, pot) (not just a puff or drag) in the past year, how did you usually get it? - I got it from another relative



Response	6	8	10	12	Total	
No	99.6	98.3	96.6	97.5	98.1	
Yes	0.4	1.7	3.4	2.5	1.9	
N of Valid	3190	3013	2701	1891	10795	
N of Miss	0	0	0	0	0	

Table 191: If you used marijuana (grass, pot) (not just a puff or drag) in the past year, how did you usually get it? - Other



Response	6	8	10	12	Total	
No	98.2	95.2	91.7	90.8	94.4	
Yes	1.8	4.8	8.3	9.2	5.6	
N of Valid	3190	3013	2701	1891	10795	
N of Miss	0	0	0	0	0	

Table 192: If you drank alcohol (not just a sip or taste) in the past year, how did you usually get it?













Response	6	8	10	12	Total	
I did not drink alcohol in the past year	95.3	86.8	73.1	64.1	81.9	
I bought it myself with a fake ID	0.0	0.1	0.1	0.4	0.1	
I bought it myself without a fake ID	0.0	0.1	0.1	0.5	0.1	
I got it from someone I know age 21 or older	0.5	2.5	5.9	11.5	4.3	
I got it from someone I know under age 21	0.1	1.2	3.8	6.4	2.5	
I got it from my brother or sister	0.2	0.8	1.3	1.0	0.8	
I got it from home with my parents' permission	0.7	2.4	4.6	4.9	2.9	
I got it from home without my parents' permission	0.7	2.0	3.2	1.7	1.8	
I got it from another relative	0.4	0.9	2.3	2.8	1.4	
A stranger bought it for me	0.1	0.1	0.1	0.4	0.1	
I took it from a store or shop	0.1	0.0	0.2	0.2	0.1	
Other	1.8	3.3	5.2	6.1	3.8	
N of Valid	3217	3018	2699	1893	10827	
N of Miss	928	560	444	329	2261	

Table 193: If you used prescription drugs or over the counter drugs without a doctor telling you to use it or for the purpose of getting high, where did you get these drugs? -  
Did not use



Response	6	8	10	12	Total	
No	1.0	3.0	4.4	5.9	3.2	
Yes	99.0	97.0	95.6	94.1	96.8	
N of Valid	3199	3018	2703	1893	10813	
N of Miss	0	0	0	0	0	



Table 194: If you used prescription drugs or over the counter drugs without a doctor telling you to use it or for the purpose of getting high, where did you get these drugs? -  
Bought or took from store or shop



Response	6	8	10	12	Total	
No	99.8	99.5	99.4	99.4	99.5	
Yes	0.2	0.5	0.6	0.6	0.5	
N of Valid	3199	3018	2703	1893	10813	
N of Miss	0	0	0	0	0	

Table 195: If you used prescription drugs or over the counter drugs without a doctor telling you to use it or for the purpose of getting high, where did you get these drugs? -  
Got from parents with permission



Response	6	8	10	12	Total	
No	99.7	99.3	99.2	99.0	99.4	
Yes	0.3	0.7	0.8	1.0	0.6	
N of Valid	3199	3018	2703	1893	10813	
N of Miss	0	0	0	0	0	

Table 196: If you used prescription drugs or over the counter drugs without a doctor telling you to use it or for the purpose of getting high, where did you get these drugs? -  
Got from home without permission



Response	6	8	10	12	Total	
No	99.7	99.1	99.0	98.7	99.2	
Yes	0.3	0.9	1.0	1.3	0.8	
N of Valid	3199	3018	2703	1893	10813	
N of Miss	0	0	0	0	0	

Table 197: If you used prescription drugs or over the counter drugs without a doctor telling you to use it or for the purpose of getting high, where did you get these drugs? -  
Got from relative with permission



Response	6	8	10	12	Total	
No	99.9	99.8	99.6	99.6	99.7	
Yes	0.1	0.2	0.4	0.4	0.3	
N of Valid	3199	3018	2703	1893	10813	
N of Miss	0	0	0	0	0	

Table 198: If you used prescription drugs or over the counter drugs without a doctor telling you to use it or for the purpose of getting high, where did you get these drugs? -  
Got from relative without permission



Response	6	8	10	12	Total	
No	99.9	99.7	99.4	99.4	99.6	
Yes	0.1	0.3	0.6	0.6	0.4	
N of Valid	3199	3018	2703	1893	10813	
N of Miss	0	0	0	0	0	

Table 199: If you used prescription drugs or over the counter drugs without a doctor telling you to use it or for the purpose of getting high, where did you get these drugs? -  
Got from friend's home with permission



Response	6	8	10	12	Total	
No	99.9	99.6	99.3	99.4	99.6	
Yes	0.1	0.4	0.7	0.6	0.4	
N of Valid	3199	3018	2703	1893	10813	
N of Miss	0	0	0	0	0	

Table 200: If you used prescription drugs or over the counter drugs without a doctor telling you to use it or for the purpose of getting high, where did you get these drugs? -  
Got from friend's home without permission



Response	6	8	10	12	Total	
No	99.9	99.8	99.6	99.5	99.7	
Yes	0.1	0.2	0.4	0.5	0.3	
N of Valid	3199	3018	2703	1893	10813	
N of Miss	0	0	0	0	0	

Table 201: If you used prescription drugs or over the counter drugs without a doctor telling you to use it or for the purpose of getting high, where did you get these drugs? -  
Got from friend at school



Response	6	8	10	12	Total	
No	100.0	99.5	98.9	98.7	99.4	
Yes	0.0	0.5	1.1	1.3	0.6	
N of Valid	3199	3018	2703	1893	10813	
N of Miss	0	0	0	0	0	

Table 202: If you used prescription drugs or over the counter drugs without a doctor telling you to use it or for the purpose of getting high, where did you get these drugs? -  
Got from friend at party



Response	6	8	10	12	Total	
No	99.8	99.5	99.3	99.3	99.5	
Yes	0.2	0.5	0.7	0.7	0.5	
N of Valid	3199	3018	2703	1893	10813	
N of Miss	0	0	0	0	0	

Table 203: If you used prescription drugs or over the counter drugs without a doctor telling you to use it or for the purpose of getting high, where did you get these drugs? -  
Got from friend, elsewhere



Response	6	8	10	12	Total	
No	99.9	99.2	98.9	98.4	99.2	
Yes	0.1	0.8	1.1	1.6	0.8	
N of Valid	3199	3018	2703	1893	10813	
N of Miss	0	0	0	0	0	

Table 204: If you used prescription drugs or over the counter drugs without a doctor telling you to use it or for the purpose of getting high, where did you get these drugs? -  
Got from internet sale



Response	6	8	10	12	Total	
No	99.8	99.7	99.7	99.7	99.8	
Yes	0.2	0.3	0.3	0.3	0.2	
N of Valid	3199	3018	2703	1893	10813	
N of Miss	0	0	0	0	0	

Table 205: During the last month, about how many marijuana cigarettes, or the equivalent, did you smoke a day, on the average?


Response	6	8	10	12	Total	
None	98.7	95.6	90.1	85.4	93.4	
Less than 1 a day	0.7	2.1	4.3	6.0	2.9	
1 a day	0.1	1.0	1.4	2.3	1.1	
2-3 a day	0.2	0.6	2.3	3.2	1.3	
4-6 a day	0.1	0.2	0.7	1.9	0.6	
7-10 a day	0.1	0.2	0.5	0.2	0.2	
11 or more a day	0.1	0.5	0.6	1.0	0.5	
N of Valid	3235	3013	2683	1891	10822	
N of Miss	910	565	460	331	2266	

Table 206: How wrong do your friends feel it would be for YOU to: have one or two drinks of an alcoholic beverage nearly every day?


Response	6	8	10	12	Total	
Very wrong	82.6	66.9	52.9	53.3	65.8	
Wrong	11.9	19.6	25.3	22.0	19.1	
A little bit wrong	3.2	9.0	14.0	14.2	9.4	
Not at all wrong	2.3	4.5	7.7	10.5	5.7	
N of Valid	3279	3064	2726	1913	10982	
N of Miss	866	514	417	309	2106	

Table 207: How wrong do your friends feel it would be for YOU to: smoke tobacco?


Response	6	8	10	12	Total	
Very wrong	86.7	74.0	64.0	60.7	73.0	
Wrong	9.1	17.5	20.3	19.3	16.0	
A little bit wrong	2.5	5.5	9.7	11.3	6.7	
Not at all wrong	1.7	3.0	6.0	8.7	4.4	
N of Valid	3260	3051	2719	1909	10939	
N of Miss	885	527	424	313	2149	

Table 208: How wrong do your friends feel it would be for YOU to: smoke marijuana?





Response	6	8	10	12	Total	
Very wrong	88.4	66.3	44.3	37.2	62.3	
Wrong	6.6	14.5	16.1	16.6	12.9	
A little bit wrong	2.7	10.4	19.1	18.8	11.7	
Not at all wrong	2.3	8.7	20.5	27.3	13.0	
N of Valid	3254	3046	2721	1909	10930	
N of Miss	891	532	422	313	2158	

Table 209: How wrong do your friends feel it would be for YOU to: use prescription drugs not prescribed to you?





Response	6	8	10	12	Total	
Very wrong	88.0	78.6	72.0	71.6	78.5	
Wrong	8.3	14.3	17.1	16.9	13.7	
A little bit wrong	2.0	4.3	7.0	6.8	4.7	
Not at all wrong	1.7	2.8	3.9	4.7	3.1	
N of Valid	3242	3039	2715	1904	10900	
N of Miss	903	539	428	318	2188	

Table 210: How wrong would most adults (over 21) in your neighborhood think it is for kids your age: to use marijuana?





Response	6	8	10	12	Total	
Very wrong	90.2	77.7	63.8	57.9	74.5	
Wrong	6.1	13.4	19.4	19.9	13.9	
A little bit wrong	2.3	5.3	10.5	12.8	7.0	
Not at all wrong	1.3	3.6	6.3	9.4	4.6	
N of Valid	3210	3034	2713	1897	10854	
N of Miss	935	544	430	325	2234	

Table 211: How wrong would most adults (over 21) in your neighborhood think it is for kids your age: to drink alcohol?





Response	6	8	10	12	Total	
Very wrong	85.5	74.9	62.4	56.4	71.6	
Wrong	8.6	15.3	21.5	23.0	16.2	
A little bit wrong	3.8	6.5	11.2	14.2	8.2	
Not at all wrong	2.1	3.2	4.9	6.4	3.9	
N of Valid	3188	3025	2708	1897	10818	
N of Miss	957	553	435	325	2270	

Table 212: How wrong would most adults (over 21) in your neighborhood think it is for kids your age: to smoke cigarettes?





Response	6	8	10	12	Total	
Very wrong	87.3	79.4	70.7	66.3	77.3	
Wrong	7.8	13.2	19.2	19.3	14.2	
A little bit wrong	3.0	4.6	6.6	8.4	5.3	
Not at all wrong	1.9	2.8	3.5	5.9	3.3	
N of Valid	3173	3025	2700	1890	10788	
N of Miss	972	553	443	332	2300	

Table 213: How much do each of the following statements describe your neighborhood? crime and/or drug selling





Response	6	8	10	12	Total	
NO!	82.2	73.9	68.2	68.3	74.0	
no	10.9	15.0	19.4	17.4	15.3	
yes	5.2	7.5	8.9	10.8	7.7	
YES!	1.7	3.6	3.5	3.6	3.0	
N of Valid	3188	3019	2711	1885	10803	
N of Miss	957	559	432	337	2285	

Table 214: How much do each of the following statements describe your neighborhood? fights





Response	6	8	10	12	Total	
NO!	73.8	69.5	68.6	71.1	70.8	
no	13.9	16.6	19.8	18.9	17.0	
yes	8.3	9.7	8.5	7.2	8.5	
YES!	4.0	4.2	3.1	2.9	3.7	
N of Valid	3162	3015	2701	1883	10761	
N of Miss	983	563	442	339	2327	

Table 215: How much do each of the following statements describe your neighborhood? lots of empty or abandoned buildings





Response	6	8	10	12	Total	
NO!	79.8	75.8	71.6	74.1	75.6	
no	14.1	16.4	19.4	17.7	16.7	
yes	4.1	5.7	6.4	5.5	5.4	
YES!	1.9	2.2	2.6	2.7	2.3	
N of Valid	3169	3007	2699	1882	10757	
N of Miss	976	571	444	340	2331	

Table 216: How much do each of the following statements describe your neighborhood? lots of graffiti





Response	6	8	10	12	Total	
NO!	84.8	80.5	77.5	78.8	80.7	
no	11.9	15.9	18.8	17.6	15.7	
yes	2.1	2.4	2.2	2.4	2.3	
YES!	1.2	1.2	1.5	1.2	1.3	
N of Valid	3140	2995	2693	1871	10699	
N of Miss	1005	583	450	351	2389	

Table 217: I feel safe in my neighborhood.

Response	6	8	10	12	Total	
NO!	6.4	5.5	3.9	5.6	5.4	
no	6.9	8.0	9.2	6.4	7.7	
yes	35.1	40.5	43.6	40.2	39.6	
YES!	51.6	46.1	43.3	47.9	47.3	
N of Valid	3185	3005	2686	1880	10756	
N of Miss	960	573	457	342	2332	

Table 218: If a kid smoked marijuana in your neighborhood would he or she be caught by the police?

Response	6	8	10	12	Total	
NO!	16.8	19.2	22.0	27.5	20.7	
no	18.3	33.7	42.3	43.2	33.0	
yes	28.9	27.9	24.3	19.0	25.7	
YES!	36.0	19.2	11.4	10.3	20.6	
N of Valid	3140	2997	2695	1890	10722	
N of Miss	1005	581	448	332	2366	

Table 219: If a kid drank some beer, wine or hard liquor (for example, vodka, whiskey, or gin) in your neighborhood would he or she be caught by the police?

Response	6	8	10	12	Total	
NO!	18.9	22.2	26.2	32.5	24.1	
no	23.4	39.8	46.7	43.5	37.4	
yes	27.5	23.6	18.6	15.1	22.0	
YES!	30.2	14.4	8.5	8.9	16.5	
N of Valid	3120	2987	2691	1879	10677	
N of Miss	1025	591	452	343	2411	



Table 220: If a kid carried a handgun in your neighborhood would he or she be caught by the police?

Response	6	8	10	12	Total	
NO!	15.8	17.8	19.9	24.3	18.9	
no	11.9	24.2	28.8	28.5	22.5	
yes	26.8	27.4	29.4	27.8	27.8	
YES!	45.4	30.5	21.9	19.4	30.8	
N of Valid	3108	2989	2684	1878	10659	
N of Miss	1037	589	459	344	2429	

Table 221: If you wanted to get some cigarettes, how easy would it be for you to get some?

Response	6	8	10	12	Total	
Very hard	80.8	63.4	46.3	35.1	59.1	
Sort of hard	8.7	15.7	18.7	11.3	13.7	
Sort of easy	5.7	11.8	18.9	19.2	13.1	
Very easy	4.8	9.1	16.1	34.4	14.1	
N of Valid	3065	2963	2678	1879	10585	
N of Miss	1080	615	465	343	2503	

Table 222: If you wanted to get some beer, wine or hard liquor (for example, vodka, whiskey, or gin), how easy would it be for you to get some?

Response	6	8	10	12	Total	
Very hard	77.3	56.1	38.1	32.7	53.5	
Sort of hard	10.4	15.3	16.4	15.0	14.1	
Sort of easy	6.2	15.2	22.6	23.0	15.8	
Very easy	6.2	13.4	22.9	29.4	16.6	
N of Valid	3043	2949	2668	1871	10531	
N of Miss	1102	629	475	351	2557	

Table 223: If you wanted to get a drug like cocaine, LSD, or amphetamines, how easy would it be for you to get some?


Response	6	8	10	12	Total	
Very hard	93.1	85.6	74.0	66.5	81.4	
Sort of hard	4.2	8.6	13.8	15.6	9.9	
Sort of easy	1.3	2.8	6.5	8.5	4.3	
Very easy	1.3	3.0	5.7	9.4	4.3	
N of Valid	3049	2959	2672	1874	10554	
N of Miss	1096	619	471	348	2534	

Table 224: If you wanted to get a handgun, how easy would it be for you to get one?


Response	6	8	10	12	Total	
Very hard	81.9	71.0	62.5	58.4	69.7	
Sort of hard	9.2	12.5	14.0	14.1	12.2	
Sort of easy	4.6	8.6	12.3	11.8	9.0	
Very easy	4.3	7.9	11.3	15.8	9.1	
N of Valid	3037	2951	2672	1871	10531	
N of Miss	1108	627	471	351	2557	

Table 225: If you wanted to get some marijuana, how easy would it be for you to get some?


Response	6	8	10	12	Total	
Very hard	90.6	70.7	44.8	34.7	63.5	
Sort of hard	4.4	9.8	11.4	9.8	8.7	
Sort of easy	2.4	8.9	16.5	16.7	10.4	
Very easy	2.6	10.5	27.2	38.8	17.5	
N of Valid	3023	2936	2660	1868	10487	
N of Miss	1122	642	483	354	2601	

Table 226: If you wanted to get prescription drugs for the purpose of getting high, how easy would it be for you to get some?





Response	6	8	10	12	Total	
Very hard	86.0	71.1	56.5	50.4	68.0	
Sort of hard	6.5	10.5	15.7	16.3	11.7	
Sort of easy	3.7	9.7	13.3	14.4	9.7	
Very easy	3.8	8.7	14.5	18.9	10.6	
N of Valid	3026	2941	2668	1870	10505	
N of Miss	1119	637	475	352	2583	

Table 227: If you wanted to get synthetic marijuana such as K2 or chemical products such as bath salts to get high, how easy would it be for you to get some?





Response	6	8	10	12	Total	
Very hard	92.7	84.3	73.6	67.8	81.1	
Sort of hard	4.1	8.2	12.6	15.2	9.4	
Sort of easy	1.5	3.8	7.2	7.4	4.7	
Very easy	1.7	3.7	6.5	9.6	4.9	
N of Valid	3019	2953	2666	1871	10509	
N of Miss	1126	625	477	351	2579	

Table 228: If you wanted to get steroids to use or to enhance athletic performance, how easy would it be for you to get some?





Response	6	8	10	12	Total	
Very hard	91.8	84.4	74.4	71.1	81.6	
Sort of hard	5.0	8.7	14.2	14.0	10.0	
Sort of easy	1.8	3.6	6.0	7.2	4.3	
Very easy	1.5	3.3	5.4	7.7	4.1	
N of Valid	3003	2943	2670	1872	10488	
N of Miss	1142	635	473	350	2600	

Table 229: If you wanted to get e-cigarettes, e-cigars, or e-hookahs, how easy would it be for you to get some?





Response	6	8	10	12	Total	
Very hard	86.5	67.9	46.2	40.5	62.9	
Sort of hard	5.6	9.3	10.1	6.7	8.0	
Sort of easy	3.6	9.7	14.2	12.0	9.5	
Very easy	4.2	13.0	29.5	40.8	19.6	
N of Valid	3011	2943	2672	1871	10497	
N of Miss	1134	635	471	351	2591	

Table 230: During the past 12 months, have you participated in any alcohol prevention programs or seen any alcohol prevention messages in your school or community? Yes, a school-based program focused on preventing underage drinking and/or drinking and driving.



Response	6	8	10	12	Total	
No	73.4	79.6	84.2	88.8	80.6	
Yes	26.6	20.4	15.8	11.2	19.4	
N of Valid	3012	2921	2666	1863	10462	
N of Miss	0	0	0	0	0	

Table 231: During the past 12 months, have you participated in any alcohol prevention programs or seen any alcohol prevention messages in your school or community? Yes, a community-based program focused on preventing underage drinking and/or drinking and driving (for example, through your church or temple or through youth groups like Boys and Girls Club or 4-H).



Response	6	8	10	12	Total	
No	89.6	91.7	93.6	95.8	92.3	
Yes	10.4	8.3	6.4	4.2	7.7	
N of Valid	3012	2921	2666	1863	10462	
N of Miss	0	0	0	0	0	

Table 232: During the past 12 months, have you participated in any alcohol prevention programs or seen any alcohol prevention messages in your school or community? Yes, a media campaign addressing underage drinking and/or drinking and driving (for example, newspaper ads, posters, pamphlets, radio, TV).



Response	6	8	10	12	Total	
No	88.8	89.0	90.1	92.3	89.8	
Yes	11.2	11.0	9.9	7.7	10.2	
N of Valid	3012	2921	2666	1863	10462	
N of Miss	0	0	0	0	0	

Table 233: During the past 12 months, have you participated in any alcohol prevention programs or seen any alcohol prevention messages in your school or community? No



Response	6	8	10	12	Total	
No	33.4	28.5	23.7	18.0	26.8	
Yes	66.6	71.5	76.3	82.0	73.2	
N of Valid	3012	2921	2666	1863	10462	
N of Miss	0	0	0	0	0	

Table 234: How wrong do your parents feel it would be for YOU to: have one or two drinks of an alcoholic beverage nearly every day?





Response	6	8	10	12	Total	
Very wrong	92.4	89.2	85.1	81.8	87.7	
Wrong	5.2	7.0	10.7	10.7	8.1	
A little bit wrong	1.7	2.6	2.9	5.3	2.9	
Not at all wrong	0.7	1.2	1.4	2.3	1.3	
N of Valid	3022	2953	2655	1865	10495	
N of Miss	1123	625	488	357	2593	

Table 235: How wrong do your parents feel it would be for YOU to: smoke tobacco?





Response	6	8	10	12	Total	
Very wrong	94.7	92.7	89.2	84.0	90.8	
Wrong	3.8	5.3	7.7	10.1	6.3	
A little bit wrong	1.0	1.4	2.0	3.4	1.8	
Not at all wrong	0.5	0.7	1.1	2.5	1.1	
N of Valid	3011	2945	2654	1864	10474	
N of Miss	1134	633	489	358	2614	

Table 236: How wrong do your parents feel it would be for YOU to: smoke marijuana?





Response	6	8	10	12	Total	
Very wrong	95.5	89.1	79.1	72.4	85.4	
Wrong	2.9	5.5	10.2	13.0	7.3	
A little bit wrong	1.1	3.5	6.2	8.2	4.3	
Not at all wrong	0.5	1.8	4.5	6.5	3.0	
N of Valid	2990	2940	2644	1860	10434	
N of Miss	1155	638	499	362	2654	

Table 237: How wrong do your parents feel it would be for YOU to: use prescription drugs not prescribed to you?





Response	6	8	10	12	Total	
Very wrong	95.7	93.6	90.6	88.8	92.6	
Wrong	3.0	4.4	6.2	6.7	4.9	
A little bit wrong	0.7	1.1	1.9	2.8	1.5	
Not at all wrong	0.6	1.0	1.3	1.6	1.1	
N of Valid	3000	2946	2654	1863	10463	
N of Miss	1145	632	489	359	2625	

Table 238: How wrong do your parents feel it would be for YOU to: steal something?





Response	6	8	10	12	Total	
Very wrong	88.4	85.9	86.3	86.0	86.7	
Wrong	9.4	10.6	11.1	11.0	10.4	
A little bit wrong	1.8	2.5	2.0	1.9	2.1	
Not at all wrong	0.4	1.0	0.6	1.2	0.8	
N of Valid	3004	2946	2650	1858	10458	
N of Miss	1141	632	493	364	2630	

Table 239: How wrong do your parents feel it would be for YOU to: draw graffiti, write things, or draw pictures on buildings or other property (without the owner's permission)?





Response	6	8	10	12	Total	
Very wrong	90.9	85.8	83.5	84.0	86.4	
Wrong	6.5	9.2	11.2	10.6	9.2	
A little bit wrong	1.9	3.7	4.3	3.8	3.3	
Not at all wrong	0.7	1.3	1.0	1.7	1.1	
N of Valid	3002	2948	2650	1864	10464	
N of Miss	1143	630	493	358	2624	

Table 240: How wrong do your parents feel it would be for YOU to: pick a fight with someone?





Response	6	8	10	12	Total	
Very wrong	73.6	64.6	66.5	70.8	68.8	
Wrong	17.2	21.9	21.2	17.9	19.6	
A little bit wrong	7.1	10.6	9.8	8.9	9.1	
Not at all wrong	2.2	2.9	2.5	2.5	2.5	
N of Valid	3005	2937	2651	1861	10454	
N of Miss	1140	641	492	361	2634	

Table 241: During the past 12 months, have you talked with at least one of your parents about the dangers of underage drinking and/or drinking and driving? By parents, we mean either your biological parents, adoptive parents, stepparents, or adult guardians - whether or not they live with you.



Response	6	8	10	12	Total	
No	50.5	52.1	52.6	53.6	52.0	
Yes	49.5	47.9	47.4	46.4	48.0	
N of Valid	2830	2797	2549	1779	9955	
N of Miss	1315	781	594	443	3133	

Table 242: The rules in my family are clear.

Response	6	8	10	12	Total	
NO!	6.6	6.0	5.2	6.1	6.0	
no	4.9	5.2	6.6	6.4	5.7	
yes	25.7	32.6	35.0	34.6	31.6	
YES!	62.9	56.2	53.1	52.9	56.7	
N of Valid	2954	2915	2640	1860	10369	
N of Miss	1191	663	503	362	2719	

Table 243: People in my family have serious arguments about the same things, and often insult or yell at each other.

Response	6	8	10	12	Total	
NO!	42.6	33.0	28.4	34.3	34.8	
no	32.1	37.8	36.9	34.5	35.4	
yes	16.4	19.1	22.3	19.6	19.3	
YES!	8.9	10.1	12.4	11.7	10.6	
N of Valid	2928	2909	2640	1854	10331	
N of Miss	1217	669	503	368	2757	

Table 244: When I am not at home, one of my parents knows where I am and who I am with.

Response	6	8	10	12	Total	
NO!	7.8	6.9	5.1	7.6	6.8	
no	3.8	4.0	5.2	5.8	4.6	
yes	22.7	30.6	34.3	33.9	29.9	
YES!	65.7	58.5	55.4	52.8	58.7	
N of Valid	2924	2910	2641	1854	10329	
N of Miss	1221	668	502	368	2759	



Table 245: My family has clear rules about alcohol and drug use.


Response	6	8	10	12	Total	
NO!	8.6	7.4	6.3	7.6	7.5	
no	5.1	6.8	9.4	9.6	7.5	
yes	15.9	23.8	29.6	30.9	24.3	
YES!	70.3	62.0	54.8	51.9	60.7	
N of Valid	2918	2899	2639	1856	10312	
N of Miss	1227	679	504	366	2776	

Table 246: If you skipped school would you be caught by your parents?


Response	6	8	10	12	Total	
NO!	8.2	9.4	7.7	11.2	9.0	
no	4.2	8.3	12.5	17.3	9.9	
yes	17.4	24.5	28.3	28.7	24.2	
YES!	70.1	57.8	51.5	42.7	57.0	
N of Valid	2923	2901	2635	1855	10314	
N of Miss	1222	677	508	367	2774	

Table 247: My parents ask if I've gotten my homework done.

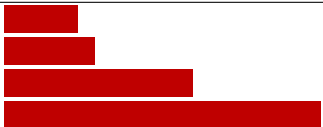
Response	6	8	10	12	Total	
NO!	6.8	8.4	9.8	14.9	9.5	
no	5.3	9.7	15.9	22.5	12.4	
yes	21.9	29.7	31.9	32.0	28.5	
YES!	66.0	52.1	42.4	30.7	49.7	
N of Valid	2912	2909	2636	1858	10315	
N of Miss	1233	669	507	364	2773	

Table 248: Would your parents know if you did not come home on time?





Response	6	8	10	12	Total	
NO!	7.0	7.2	6.5	9.1	7.3	
no	5.4	9.0	9.8	9.6	8.3	
yes	19.5	27.8	30.5	32.9	27.0	
YES!	68.1	56.1	53.3	48.4	57.4	
N of Valid	2899	2895	2629	1857	10280	
N of Miss	1246	683	514	365	2808	

Table 249: Do you know how to properly dispose of leftover prescription drugs?



Response	6	8	10	12	Total	
No	78.5	74.3	63.9	59.0	70.0	
Yes	21.5	25.7	36.1	41.0	30.0	
N of Valid	2768	2799	2583	1820	9970	
N of Miss	1377	779	560	402	3118	

Table 250: Have any of your brothers or sisters ever: drunk beer, wine or hard liquor (for example, vodka, whiskey or gin)?




Response	6	8	10	12	Total	
No	80.2	66.9	54.9	47.8	64.2	
Yes	15.0	27.8	39.4	45.7	30.4	
I don't have any brothers or sisters	4.8	5.2	5.7	6.5	5.4	
N of Valid	2940	2918	2679	1869	10406	
N of Miss	1205	660	464	353	2682	

Table 251: Have any of your brothers or sisters ever: smoked marijuana?




Response	6	8	10	12	Total	
No	89.9	78.1	64.2	56.9	74.0	
Yes	5.4	16.8	30.0	36.7	20.6	
I don't have any brothers or sisters	4.7	5.1	5.8	6.4	5.4	
N of Valid	2930	2911	2678	1868	10387	
N of Miss	1215	667	465	354	2701	

Table 252: Have any of your brothers or sisters ever: smoked cigarettes?




Response	6	8	10	12	Total	
No	86.4	80.3	73.2	68.2	78.0	
Yes	8.8	14.6	20.9	25.4	16.5	
I don't have any brothers or sisters	4.8	5.1	5.9	6.4	5.4	
N of Valid	2926	2906	2675	1866	10373	
N of Miss	1219	672	468	356	2715	

Table 253: Have any of your brothers or sisters ever: taken a handgun to school?




Response	6	8	10	12	Total	
No	94.4	92.9	92.5	91.6	93.0	
Yes	0.8	1.9	1.8	2.0	1.6	
I don't have any brothers or sisters	4.8	5.2	5.7	6.4	5.4	
N of Valid	2918	2902	2671	1864	10355	
N of Miss	1227	676	472	358	2733	

Table 254: Have any of your brothers or sisters ever: been suspended or expelled from school?




Response	6	8	10	12	Total	
No	76.3	68.4	65.2	64.9	69.2	
Yes	18.9	26.4	29.0	28.4	25.3	
I don't have any brothers or sisters	4.7	5.2	5.8	6.7	5.5	
N of Valid	2921	2905	2675	1867	10368	
N of Miss	1224	673	468	355	2720	

Table 255: Have any of your brothers or sisters ever: used e-cigarettes, e-cigars or e-hookahs (vaping)?




Response	6	8	10	12	Total	
No	86.3	76.6	67.5	64.4	74.8	
Yes	8.9	18.4	26.6	29.1	19.8	
I don't have any brothers or sisters	4.8	5.1	5.9	6.5	5.4	
N of Valid	2922	2904	2679	1864	10369	
N of Miss	1223	674	464	358	2719	

Table 256: Have any of your brothers or sisters ever: used prescription drugs not prescribed to him/her?




Response	6	8	10	12	Total	
No	92.7	89.7	85.2	82.5	88.1	
Yes	2.5	5.1	8.9	11.0	6.4	
I don't have any brothers or sisters	4.8	5.1	5.8	6.4	5.5	
N of Valid	2910	2897	2676	1861	10344	
N of Miss	1235	681	467	361	2744	

Table 257: Have you changed homes in the past year (the last 12 months)?



Response	6	8	10	12	Total	
No	68.0	74.2	76.0	79.1	73.8	
Yes	32.0	25.8	24.0	20.9	26.2	
N of Valid	2868	2872	2648	1837	10225	
N of Miss	1277	706	495	385	2863	

Table 258: How many times have you changed homes since kindergarten?






Response	6	8	10	12	Total	
Never	32.7	31.3	27.6	26.4	29.9	
1 or 2 times	35.4	32.1	31.6	30.2	32.5	
3 or 4 times	19.1	21.4	21.5	22.2	21.0	
5 or 6 times	7.1	8.4	10.0	11.5	9.0	
7 or more times	5.7	6.8	9.3	9.7	7.6	
N of Valid	2899	2908	2665	1852	10324	
N of Miss	1246	670	478	370	2764	

Table 259: Have you changed schools (including changing from elementary to middle and middle to high school) in the past year?



Response	6	8	10	12	Total	
No	33.8	58.9	60.5	73.9	55.0	
Yes	66.2	41.1	39.5	26.1	45.0	
N of Valid	2866	2865	2640	1837	10208	
N of Miss	1279	713	503	385	2880	

Table 260: How many times have you changed schools since kindergarten (including changing from elementary to middle and middle to high school)?






Response	6	8	10	12	Total	
Never	23.7	18.6	16.3	20.0	19.7	
1 or 2 times	48.2	43.1	29.3	25.0	37.7	
3 or 4 times	19.3	25.3	34.4	33.0	27.4	
5 or 6 times	5.5	8.6	12.4	13.9	9.7	
7 or more times	3.3	4.4	7.6	8.1	5.6	
N of Valid	2876	2893	2665	1861	10295	
N of Miss	1269	685	478	361	2793	

Table 261: Has anyone in your family ever had severe alcohol or drug problems?



Response	6	8	10	12	Total	
No	73.5	66.1	54.7	57.7	63.7	
Yes	26.5	33.9	45.3	42.3	36.3	
N of Valid	2816	2856	2630	1833	10135	
N of Miss	1329	722	513	389	2953	

Table 262: About how many adults (over 21) have you known personally who in the past year have: used marijuana, crack, cocaine, or other drugs?






Response	6	8	10	12	Total	
0	82.5	70.7	56.7	52.5	67.1	
1	9.6	12.2	14.5	12.0	12.0	
2	3.8	7.6	10.8	10.7	7.9	
3-4	1.9	4.7	7.9	10.3	5.8	
5	2.3	4.9	10.2	14.4	7.2	
N of Valid	2876	2900	2674	1868	10318	
N of Miss	1269	678	469	354	2770	

Table 263: About how many adults (over 21) have you known personally who in the past year have: sold or dealt drugs?






Response	6	8	10	12	Total	
0	90.7	81.3	74.1	69.7	80.0	
1	5.5	9.2	10.8	9.6	8.7	
2	1.8	3.9	5.3	8.3	4.5	
3-4	0.9	2.7	4.1	5.5	3.0	
5	1.1	2.9	5.7	6.9	3.8	
N of Valid	2860	2886	2661	1863	10270	
N of Miss	1285	692	482	359	2818	

Table 264: About how many adults (over 21) have you known personally who in the past year have: done other things that could get them in trouble with the police, like stealing, selling stolen goods, mugging or assaulting others, etc.?






Response	6	8	10	12	Total	
0	87.4	77.7	71.6	71.2	77.6	
1	7.5	10.4	11.6	9.3	9.7	
2	2.2	4.7	5.7	6.0	4.5	
3-4	1.2	3.4	5.0	5.2	3.5	
5	1.7	3.9	6.1	8.3	4.7	
N of Valid	2859	2894	2667	1862	10282	
N of Miss	1286	684	476	360	2806	

Table 265: About how many adults (over 21) have you known personally who in the past year have: gotten drunk or high?










Response	6	8	10	12	Total	
0	67.4	52.6	39.6	37.0	50.5	
1	15.3	17.3	15.8	12.4	15.5	
2	6.9	10.1	11.8	12.3	10.0	
3-4	3.7	7.6	11.0	12.3	8.3	
5	6.6	12.4	21.7	26.0	15.7	
N of Valid	2850	2882	2663	1851	10246	
N of Miss	1295	696	480	371	2842	

Table 266: How honest were you in filling out this survey?

Response	6	8	10	12	Total	
I was very honest	83.6	74.9	75.5	76.1	77.8	
I was honest pretty much of the time	13.4	19.6	19.1	17.9	17.4	
I was honest some of the time	2.2	3.9	4.2	4.6	3.6	
I was honest once in a while	0.7	1.6	1.2	1.4	1.2	
I was not honest at all	0.0	0.0	0.0	0.0	0.0	
N of Valid	3000	2954	2713	1887	10554	
N of Miss	1145	624	430	335	2534	