

2019 APNA

Arkansas Prevention Needs Assessment Survey

Region 9 Frequency Distribution Tables

Counties: Lonoke, Prairie, Pulaski, Saline

Arkansas Department of Human Services,
Division of Aging, Adults, and Behavioral
Health Services
And
University of Arkansas at Little Rock
MidSOUTH Center for Prevention and Training

Contents

1 INTRODUCTION

11

2 PERCENTAGE TABLES

15

List of Frequency Distribution Tables

1	Gender	16
2	Age	16
3	Are you Hispanic or Latino?	16
4	What is your race? Black or African American	17
5	What is your race? Asian	17
6	What is your race? American Indian	17
7	What is your race? Alaska Native	17
8	What is your race? White	18
9	What is your race? Native Hawaiian or Other Pacific Islander	18
10	What is your race? Other	18
11	What is the highest level of schooling completed by your mother or father?	19
12	Think of where you live most of the time. Which of the following people live there with you? Mother	19
13	Think of where you live most of the time. Which of the following people live there with you? Stepmother	19
14	Think of where you live most of the time. Which of the following people live there with you? Foster Mother	20
15	Think of where you live most of the time. Which of the following people live there with you? Grandmother	20
16	Think of where you live most of the time. Which of the following people live there with you? Aunt	20
17	Think of where you live most of the time. Which of the following people live there with you? Father	20
18	Think of where you live most of the time. Which of the following people live there with you? Stepfather	21
19	Think of where you live most of the time. Which of the following people live there with you? Foster Father	21
20	Think of where you live most of the time. Which of the following people live there with you? Grandfather	21
21	Think of where you live most of the time. Which of the following people live there with you? Uncle	21
22	Think of where you live most of the time. Which of the following people live there with you? Other Adults	22
23	Think of where you live most of the time. Which of the following people live there with you? Brother(s)	22
24	Think of where you live most of the time. Which of the following people live there with you? Stepbrother(s)	22
25	Think of where you live most of the time. Which of the following people live there with you? Sister(s)	22
26	Think of where you live most of the time. Which of the following people live there with you? Stepsister(s)	23

27	Think of where you live most of the time. Which of the following people live there with you? Other Children	23
28	In my school, students have lots of chances to help decide things like class activities and rules.	23
29	Teachers ask me to work on special classroom projects.	23
30	My teacher(s) notices when I am doing a good job and lets me know about it.	24
31	There are lots of chances for students in my school to get involved in sports, clubs, and other school activities outside of class.	24
32	There are lots of chances for students in my school to talk with a teacher one-on-one.	24
33	I feel safe at my school.	25
34	The school lets my parents know when I have done something well.	25
35	My teachers praise me when I work hard in school.	25
36	Are your school grades better than the grades of most students in your class?	26
37	I have lots of chances to be part of class discussions or activities.	26
38	Now thinking back over the past year in school, how often did you: enjoy being in school?	26
39	Now thinking back over the past year in school, how often did you: hate being in school?	27
40	Now thinking back over the past year in school, how often did you: try to do your best work in school?	27
41	How often do you feel that the school work you are assigned is meaningful and important?	27
42	Putting them all together, what were your grades like last year?	28
43	How important do you think the things you are learning in school are going to be for your later life?	28
44	During the LAST FOUR WEEKS how many whole days of school have you missed because you skipped or "cut"?	28
45	What are the chances you would be seen as cool if you: smoked cigarettes?	29
46	What are the chances you would be seen as cool if you: worked hard at school?	29
47	What are the chances you would be seen as cool if you: began drinking alcoholic beverages regularly, that is, at least once or twice a month?	29
48	What are the chances you would be seen as cool if you: defended someone who was being bullied?	30
49	What are the chances you would be seen as cool if you: smoked marijuana?	30
50	What are the chances you would be seen as cool if you: carried a handgun?	30
51	What are the chances you would be seen as cool if you: used e-cigarettes, e-cigars or e-hookahs (vaping)?	31

52	What are the chances you would be seen as cool if you: bullied someone or cyber bullied someone?	31
53	Think of your four best friends (the friends you feel closest to). In the past year (12 months), how many of your best friends have: participated in clubs, organizations or activities at school?	31
54	Think of your four best friends (the friends you feel closest to). In the past year (12 months), how many of your best friends have: smoked cigarettes?	32
55	Think of your four best friends (the friends you feel closest to). In the past year (12 months), how many of your best friends have: tried beer, wine or hard liquor (for example, vodka, whiskey, or gin) when their parents didn't know about it?	32
56	Think of your four best friends (the friends you feel closest to). In the past year (12 months), how many of your best friends have: used e-cigarettes, e-cigars, or e-hookahs?	32
57	Think of your four best friends (the friends you feel closest to). In the past year (12 months), how many of your best friends have: used marijuana?	33
58	Think of your four best friends (the friends you feel closest to). In the past year (12 months), how many of your best friends have: used prescription drugs or non-prescription drugs for the purpose of getting high?	33
59	Think of your four best friends (the friends you feel closest to). In the past year (12 months), how many of your best friends have: used synthetic marijuana (K2, spice) or bath salts?	33
60	Think of your four best friends (the friends you feel closest to). In the past year (12 months), how many of your best friends have: used LSD, cocaine, amphetamines, or other illegal drugs?	34
61	Think of your four best friends (the friends you feel closest to). In the past year (12 months), how many of your best friends have: been bullied?	34
62	Think of your four best friends (the friends you feel closest to). In the past year (12 months), how many of your best friends have: been suspended from school?	34
63	Think of your four best friends (the friends you feel closest to). In the past year (12 months), how many of your best friends have: carried a handgun?	35
64	Think of your four best friends (the friends you feel closest to). In the past year (12 months), how many of your best friends have: sold illegal drugs?	35
65	Think of your four best friends (the friends you feel closest to). In the past year (12 months), how many of your best friends have: regularly attended religious services?	35

66	Think of your four best friends (the friends you feel closest to). In the past year (12 months), how many of your best friends have: stolen or tried to steal a motor vehicle such as a car or motorcycle?	36
67	Think of your four best friends (the friends you feel closest to). In the past year (12 months), how many of your best friends have: been arrested?	36
68	Think of your four best friends (the friends you feel closest to). In the past year (12 months), how many of your best friends have: dropped out of school?	36
69	Think of your four best friends (the friends you feel closest to). In the past year (12 months), how many of your best friends have: been members of a gang?	37
70	How old were you when you first: smoked marijuana?	37
71	How old were you when you first: smoked a cigarette, even just a puff?	38
72	How old were you when you first: had more than a sip or two of beer, wine or hard liquor (for example, vodka, whiskey, or gin)?	38
73	How old were you when you first: began drinking alcoholic beverages regularly, that is, at least once or twice a month?	39
74	How old were you when you first: used Pegaramide (peg, Peggy)?	39
75	How old were you when you first: got suspended from school?	40
76	How old were you when you first: got arrested?	40
77	How old were you when you first: carried a handgun?	41
78	How old were you when you first: used e-cigarettes, e-cigars, or e-hookahs (vaping)?	41
79	How old were you when you first: belonged to a gang?	42
80	How old were you when you first: used prescription drugs not prescribed to you?	42
81	How wrong do you think it is for someone your age to: take a handgun to school?	43
82	How wrong do you think it is for someone your age to: steal anything?	43
83	How wrong do you think it is for someone your age to: pick a fight with someone?	43
84	How wrong do you think it is for someone your age to: attack someone with the idea of seriously hurting them?	44
85	How wrong do you think it is for someone your age to: stay away from school all day when their parents think they are at school?	44
86	How wrong do you think it is for someone your age to: drink beer, wine or hard liquor (for example, vodka, whiskey, or gin) regularly?	44
87	How wrong do you think it is for someone your age to: smoke cigarettes?	45
88	How wrong do you think it is for someone your age to: smoke marijuana?	45

89	How wrong do you think it is for someone your age to: use prescription drugs or non-prescription drugs for the purpose of getting high?	45
90	How wrong do you think it is for someone your age to: use synthetic marijuana (K2, spice) or bath salts?	46
91	How wrong do you think it is for someone your age to: use LSD, cocaine, amphetamines or another illegal drug?	46
92	How wrong do you think it is for someone your age to: use e-cigarettes, e-cigars or e-hookahs (vaping)?	46
93	At school during the past 12 months, did you receive help from the resource teacher, speech therapist or other special education teacher?	47
94	How many times in the past year (12 months) have you: been suspended from school?	47
95	How many times in the past year (12 months) have you: carried a handgun?	47
96	How many times in the past year (12 months) have you: sold illegal drugs?	48
97	How many times in the past year (12 months) have you: stolen or tried to steal a motor vehicle such as a car or motorcycle?	48
98	How many times in the past year (12 months) have you: participated in clubs, organizations or activities at school?	48
99	How many times in the past year (12 months) have you: been arrested?	49
100	How many times in the past year (12 months) have you: attacked someone with the idea of seriously hurting them?	49
101	How many times in the past year (12 months) have you: been drunk or high at school?	49
102	How many times in the past year (12 months) have you: taken a handgun to school?	50
103	How many times in the past year (12 months) have you: used e-cigarettes, e-cigars, or e-hookahs (vaping)?	50
104	Are you currently on probation, or assigned a probation officer with Juvenile Court?	50
105	Have you ever belonged to a gang?	51
106	If you have ever belonged to a gang, did that gang have a name?	51
107	You are at a party at someone's house, and one of your friends offers you a drink containing alcohol. What would you say or do?	51
108	How often do you attend religious services or activities?	52
109	I think sometimes it's okay to cheat at school.	52
110	It is important to think before you act.	52
111	Sometimes I think that life is not worth it.	53
112	At times I think I am no good at all.	53
113	All in all, I am inclined to think that I am a failure.	53
114	In the past year, have you felt depressed or sad MOST days, even if you felt okay sometimes?	54
115	It is all right to beat up people if they start the fight.	54

116	I think it is okay to take something without asking if you can get away with it.	54
117	Where do you get the most information about living a drug and alcohol free life? Parents/guardians	55
118	Where do you get the most information about living a drug and alcohol free life? Friends	55
119	Where do you get the most information about living a drug and alcohol free life? Family members	55
120	Where do you get the most information about living a drug and alcohol free life? School	56
121	Where do you get the most information about living a drug and alcohol free life? Internet	56
122	Where do you get the most information about living a drug and alcohol free life? TV	56
123	Where do you get the most information about living a drug and alcohol free life? Social media	57
124	How much do you think people risk harming themselves (physically or in other ways) if they: smoked one or more packs of cigarettes per day?	57
125	How much do you think people risk harming themselves (physically or in other ways) if they: try marijuana once or twice?	57
126	How much do you think people risk harming themselves (physically or in other ways) if they: smoke marijuana once or twice a week?	58
127	How much do you think people risk harming themselves (physically or in other ways) if they: take one or two drinks of an alcoholic beverage (beer, wine, liquor) nearly every day?	58
128	How much do you think people risk harming themselves (physically or in other ways) if they: have five or more drinks of an alcoholic beverage once or twice a weekend?	58
129	How much do you think people risk harming themselves (physically or in other ways) if they: use prescription drugs that are not prescribed to them?	59
130	How much do you think people risk harming themselves (physically or in other ways) if they: use non-prescription drugs to get high?	59
131	How much do you think people risk harming themselves (physically or in other ways) if they: use e-cigarettes, e-cigars, or e-hookahs?	59
132	Have you ever used smokeless tobacco (chew, snuff, plug, dipping tobacco, or chewing tobacco)?	60
133	How often have you used smokeless tobacco during the past 30 days?	60
134	Have you ever smoked cigarettes?	60
135	How frequently have you smoked cigarettes during the past 30 days?	61
136	Which statement best describes rules about smoking inside your home or your family cars?	61
137	Have you ever used e-cigarettes, e-cigars, or e-hookahs (vaping)?	61

138	How frequently have you used e-cigarettes, e-cigars, or e-hookahs (vaping)?	62
139	During this school year, were you taught in any of your classes about the dangers of tobacco use?	62
140	During the past 12 months, have you participated in any community activities to discourage people your age from using cigarettes, chewing tobacco, snuff, dip or cigars, e-cigarettes, e-cigars, or e-hookahs?	62
141	Think back over the last two weeks. How many times have you had five or more alcoholic drinks in a row?	63
142	During the past 30 days, how many times did you ride in a car or other vehicle driven by someone who had been drinking alcohol or using drugs to get high?	63
143	During the past 30 days, how many times did you drive a car or other vehicle when you had been drinking alcohol or using drugs to get high?	63
144	If you drank alcohol (not just a sip or taste) in the past year, where did you usually drink it?	64
145	How do you feel about someone your age having one or two drinks of an alcoholic beverage nearly every day?	64
146	On how many occasions have you had alcoholic beverages (beer, wine or hard liquor) to drink in your lifetime - more than just a few sips?	64
147	On how many occasions have you drunk one or more drinks of an alcoholic beverage during the past 30 days?	65
148	On how many occasions have you used marijuana (grass, pot) or hashish (hash, hash oil) in your lifetime?	65
149	On how many occasions have you used marijuana (grass, pot) or hashish (hash, hash oil) during the past 30 days?	65
150	On how many occasions have you used LSD or other psychedelics in your lifetime?	66
151	On how many occasions have you used LSD or other psychedelics during the past 30 days?	66
152	On how many occasions have you used cocaine or crack in your lifetime?	66
153	On how many occasions have you used cocaine or crack during the past 30 days?	67
154	On how many occasions have you sniffed glue, breathed the contents of an aerosol spray can, or inhaled other gases or sprays, in order to get high in your lifetime?	67
155	On how many occasions have you sniffed glue, breathed the contents of an aerosol spray can, or inhaled other gases or sprays, in order to get high during the past 30 days?	67
156	On how many occasions have you used Pegaramide (peg, Peggy, etc.) in your lifetime?	68

157	On how many occasions have you used Pegaramide (peg, Peggy, etc.) during the past 30 days?	68
158	On how many occasions have you used synthetic marijuana (K2, spice) in your lifetime?	68
159	On how many occasions have you used synthetic marijuana (K2, spice) during the past 30 days?	69
160	On how many occasions have you used methamphetamines (meth, speed, crank, crystal meth) in your lifetime?	69
161	On how many occasions have you used methamphetamines (meth, speed, crank, crystal meth) in the past 30 days?	69
162	On how many occasions have you used other chemical products (bath salts, plant food, etc.) in your lifetime?	70
163	On how many occasions have you used other chemical products (bath salts, plant food, etc.) during the past 30 days?	70
164	On how many occasions have you used heroin or other opiates in your lifetime?	70
165	On how many occasions have you used heroin or other opiates during the past 30 days?	71
166	On how many occasions have you used MDMA ('X', 'E', or ecstasy) in your lifetime?	71
167	On how many occasions have you used MDMA ('X', 'E', or ecstasy) during the past 30 days?	71
168	On how many occasions have you taken prescription drugs (such as Valium, Xanax, Ritalin, Adderall, OxyContin, Tramadol, or sleeping pills) not prescribed to you in your lifetime?	72
169	On how many occasions have you taken prescription drugs (such as Valium, Xanax, Ritalin, Adderall, OxyContin, Tramadol, or sleeping pills) not prescribed to you during the past 30 days?	72
170	On how many occasions have you taken non-prescription medicines such as diet pills (for example, Dietac, Dexatrim or Prolamine), stay-awake pills (for example No-Doz, Vivarin, or Wake), or cough or cold medicines (robos, DXM, etc.) to get high in your lifetime?	72
171	On how many occasions have you taken non-prescription medicines such as diet pills (for example, Dietac, Dexatrim or Prolamine), stay-awake pills (for example No-Doz, Vivarin, or Wake), or cough or cold medicines (robos, DXM, etc.) to get high during the past 30 days?	73
172	On how many occasions have you been drunk or very high from drinking alcoholic beverages during the past 30 days?	73
173	On how many occasions have you drunk flavored alcoholic beverages, sometimes called 'alcopops' (like Mike's Hard Lemonade, Smirnoff Ice, Bacardi Breezers, etc.) in your lifetime?	73
174	On how many occasions have you drunk flavored alcoholic beverages, sometimes called 'alcopops' (like Mike's Hard Lemonade, Smirnoff Ice, Bacardi Breezers, etc.) during the past 30 days?	74

175	If you smoked cigarettes (not just a puff or drag) in the past year, how did you usually get them?	74
176	If you used e-cigarettes, e-cigars, or e-hookahs (not just a puff or drag) in the past year, how did you usually get them? - I did not use e-cigarettes, e-cigars, or e-hookahs in the past year	75
177	If you used e-cigarettes, e-cigars, or e-hookahs (not just a puff or drag) in the past year, how did you usually get them? - I bought them in a store such as a convenience store, supermarket, discount store, or gas station	75
178	If you used e-cigarettes, e-cigars, or e-hookahs (not just a puff or drag) in the past year, how did you usually get them? - I got them on the Internet	75
179	If you used e-cigarettes, e-cigars, or e-hookahs (not just a puff or drag) in the past year, how did you usually get them? - I got them at a store that sells electronic cigarettes, such as a "vape shop"	75
180	If you used e-cigarettes, e-cigars, or e-hookahs (not just a puff or drag) in the past year, how did you usually get them? - I got them from a family member	76
181	If you used e-cigarettes, e-cigars, or e-hookahs (not just a puff or drag) in the past year, how did you usually get them? - I got them from a friend	76
182	If you used e-cigarettes, e-cigars, or e-hookahs (not just a puff or drag) in the past year, how did you usually get them? - A stranger got them for me	76
183	If you used e-cigarettes, e-cigars, or e-hookahs (not just a puff or drag) in the past year, how did you usually get them? - I took them from a store or shop	76
184	If you used e-cigarettes, e-cigars, or e-hookahs (not just a puff or drag) in the past year, how did you usually get them? - I got them some other way	77
185	If you used marijuana (grass, pot) (not just a puff or drag) in the past year, how did you usually get it? - I did not use marijuana (grass, pot) in the past year	77
186	If you used marijuana (grass, pot) (not just a puff or drag) in the past year, how did you usually get it? - I bought it myself	77
187	If you used marijuana (grass, pot) (not just a puff or drag) in the past year, how did you usually get it? - I got it from someone at school	77
188	If you used marijuana (grass, pot) (not just a puff or drag) in the past year, how did you usually get it? - I got it from someone with a medical marijuana card	78
189	If you used marijuana (grass, pot) (not just a puff or drag) in the past year, how did you usually get it? - I got it from my brother or sister	78

190	If you used marijuana (grass, pot) (not just a puff or drag) in the past year, how did you usually get it? - I got it from another relative	78
191	If you used marijuana (grass, pot) (not just a puff or drag) in the past year, how did you usually get it? - Other	78
192	If you drank alcohol (not just a sip or taste) in the past year, how did you usually get it?	79
193	If you used prescription drugs or over the counter drugs without a doctor telling you to use it or for the purpose of getting high, where did you get these drugs? - Did not use	79
194	If you used prescription drugs or over the counter drugs without a doctor telling you to use it or for the purpose of getting high, where did you get these drugs? - Bought or took from store or shop	80
195	If you used prescription drugs or over the counter drugs without a doctor telling you to use it or for the purpose of getting high, where did you get these drugs? - Got from parents with permission	80
196	If you used prescription drugs or over the counter drugs without a doctor telling you to use it or for the purpose of getting high, where did you get these drugs? - Got from home without permission	80
197	If you used prescription drugs or over the counter drugs without a doctor telling you to use it or for the purpose of getting high, where did you get these drugs? - Got from relative with permission	80
198	If you used prescription drugs or over the counter drugs without a doctor telling you to use it or for the purpose of getting high, where did you get these drugs? - Got from relative without permission	81
199	If you used prescription drugs or over the counter drugs without a doctor telling you to use it or for the purpose of getting high, where did you get these drugs? - Got from friend's home with permission	81
200	If you used prescription drugs or over the counter drugs without a doctor telling you to use it or for the purpose of getting high, where did you get these drugs? - Got from friend's home without permission	81
201	If you used prescription drugs or over the counter drugs without a doctor telling you to use it or for the purpose of getting high, where did you get these drugs? - Got from friend at school	81
202	If you used prescription drugs or over the counter drugs without a doctor telling you to use it or for the purpose of getting high, where did you get these drugs? - Got from friend at party	82
203	If you used prescription drugs or over the counter drugs without a doctor telling you to use it or for the purpose of getting high, where did you get these drugs? - Got from friend, elsewhere	82
204	If you used prescription drugs or over the counter drugs without a doctor telling you to use it or for the purpose of getting high, where did you get these drugs? - Got from internet sale	82
205	During the last month, about how many marijuana cigarettes, or the equivalent, did you smoke a day, on the average?	83

206	How wrong do your friends feel it would be for YOU to: have one or two drinks of an alcoholic beverage nearly every day?	83
207	How wrong do your friends feel it would be for YOU to: smoke tobacco?	83
208	How wrong do your friends feel it would be for YOU to: smoke marijuana?	84
209	How wrong do your friends feel it would be for YOU to: use prescription drugs not prescribed to you?	84
210	How wrong would most adults (over 21) in your neighborhood think it is for kids your age: to use marijuana?	84
211	How wrong would most adults (over 21) in your neighborhood think it is for kids your age: to drink alcohol?	85
212	How wrong would most adults (over 21) in your neighborhood think it is for kids your age: to smoke cigarettes?	85
213	How much do each of the following statements describe your neighborhood? crime and/or drug selling	85
214	How much do each of the following statements describe your neighborhood? fights	86
215	How much do each of the following statements describe your neighborhood? lots of empty or abandoned buildings	86
216	How much do each of the following statements describe your neighborhood? lots of graffiti	86
217	I feel safe in my neighborhood.	87
218	If a kid smoked marijuana in your neighborhood would he or she be caught by the police?	87
219	If a kid drank some beer, wine or hard liquor (for example, vodka, whiskey, or gin) in your neighborhood would he or she be caught by the police?	87
220	If a kid carried a handgun in your neighborhood would he or she be caught by the police?	88
221	If you wanted to get some cigarettes, how easy would it be for you to get some?	88
222	If you wanted to get some beer, wine or hard liquor (for example, vodka, whiskey, or gin), how easy would it be for you to get some?	88
223	If you wanted to get a drug like cocaine, LSD, or amphetamines, how easy would it be for you to get some?	89
224	If you wanted to get a handgun, how easy would it be for you to get one?	89
225	If you wanted to get some marijuana, how easy would it be for you to get some?	89
226	If you wanted to get prescription drugs for the purpose of getting high, how easy would it be for you to get some?	90
227	If you wanted to get synthetic marijuana such as K2 or chemical products such as bath salts to get high, how easy would it be for you to get some?	90

228	If you wanted to get steroids to use or to enhance athletic performance, how easy would it be for you to get some?	90
229	If you wanted to get e-cigarettes, e-cigars, or e-hookahs, how easy would it be for you to get some?	91
230	During the past 12 months, have you participated in any alcohol prevention programs or seen any alcohol prevention messages in your school or community? Yes, a school-based program focused on preventing underage drinking and/or drinking and driving.	91
231	During the past 12 months, have you participated in any alcohol prevention programs or seen any alcohol prevention messages in your school or community? Yes, a community-based program focused on preventing underage drinking and/or drinking and driving (for example, through your church or temple or through youth groups like Boys and Girls Club or 4-H).	91
232	During the past 12 months, have you participated in any alcohol prevention programs or seen any alcohol prevention messages in your school or community? Yes, a media campaign addressing underage drinking and/or drinking and driving (for example, newspaper ads, posters, pamphlets, radio, TV).	92
233	During the past 12 months, have you participated in any alcohol prevention programs or seen any alcohol prevention messages in your school or community? No	92
234	How wrong do your parents feel it would be for YOU to: have one or two drinks of an alcoholic beverage nearly every day?	92
235	How wrong do your parents feel it would be for YOU to: smoke tobacco?	92
236	How wrong do your parents feel it would be for YOU to: smoke marijuana?	93
237	How wrong do your parents feel it would be for YOU to: use prescription drugs not prescribed to you?	93
238	How wrong do your parents feel it would be for YOU to: steal something?	93
239	How wrong do your parents feel it would be for YOU to: draw graffiti, write things, or draw pictures on buildings or other property (without the owner's permission)?	94
240	How wrong do your parents feel it would be for YOU to: pick a fight with someone?	94
241	During the past 12 months, have you talked with at least one of your parents about the dangers of underage drinking and/or drinking and driving? By parents, we mean either your biological parents, adoptive parents, stepparents, or adult guardians - whether or not they live with you.	94
242	The rules in my family are clear.	95
243	People in my family have serious arguments about the same things, and often insult or yell at each other.	95

244	When I am not at home, one of my parents knows where I am and who I am with.	95
245	My family has clear rules about alcohol and drug use.	96
246	If you skipped school would you be caught by your parents?	96
247	My parents ask if I've gotten my homework done.	96
248	Would your parents know if you did not come home on time?	97
249	Do you know how to properly dispose of leftover prescription drugs?	97
250	Have any of your brothers or sisters ever: drunk beer, wine or hard liquor (for example, vodka, whiskey or gin)?	97
251	Have any of your brothers or sisters ever: smoked marijuana?	97
252	Have any of your brothers or sisters ever: smoked cigarettes?	98
253	Have any of your brothers or sisters ever: taken a handgun to school?	98
254	Have any of your brothers or sisters ever: been suspended or expelled from school?	98
255	Have any of your brothers or sisters ever: used e-cigarettes, e-cigars or e-hookahs (vaping)?	98
256	Have any of your brothers or sisters ever: used prescription drugs not prescribed to him/her?	99
257	Have you changed homes in the past year (the last 12 months)?	99
258	How many times have you changed homes since kindergarten?	99
259	Have you changed schools (including changing from elementary to middle and middle to high school) in the past year?	99
260	How many times have you changed schools since kindergarten (including changing from elementary to middle and middle to high school)?	100
261	Has anyone in your family ever had severe alcohol or drug problems?	100
262	About how many adults (over 21) have you known personally who in the past year have: used marijuana, crack, cocaine, or other drugs?	100
263	About how many adults (over 21) have you known personally who in the past year have: sold or dealt drugs?	101
264	About how many adults (over 21) have you known personally who in the past year have: done other things that could get them in trouble with the police, like stealing, selling stolen goods, mugging or assaulting others, etc.?	101
265	About how many adults (over 21) have you known personally who in the past year have: gotten drunk or high?	101
266	How honest were you in filling out this survey?	102

List of Figures

1	Grade Chart	12
2	Gender Chart	13
3	Age Chart	14

1 INTRODUCTION

This report was generated from data collected on the *2019 Arkansas Prevention Needs Assessment Student Survey*. This report contains basic frequency tables of all data collected and graphs on the selected demographic variables of grade, gender and age.

Questions regarding the information found in this report can be directed to:

International Survey Associates dba Pride Surveys

Mr. Jay Gleaton

2140 Newmarket Parkway

Suite 116

Marietta, GA 30067

Telephone: (800) 279-6361

Fax: (770) 726-9327

Website: <http://www.pridesurveys.com>

Grade Chart

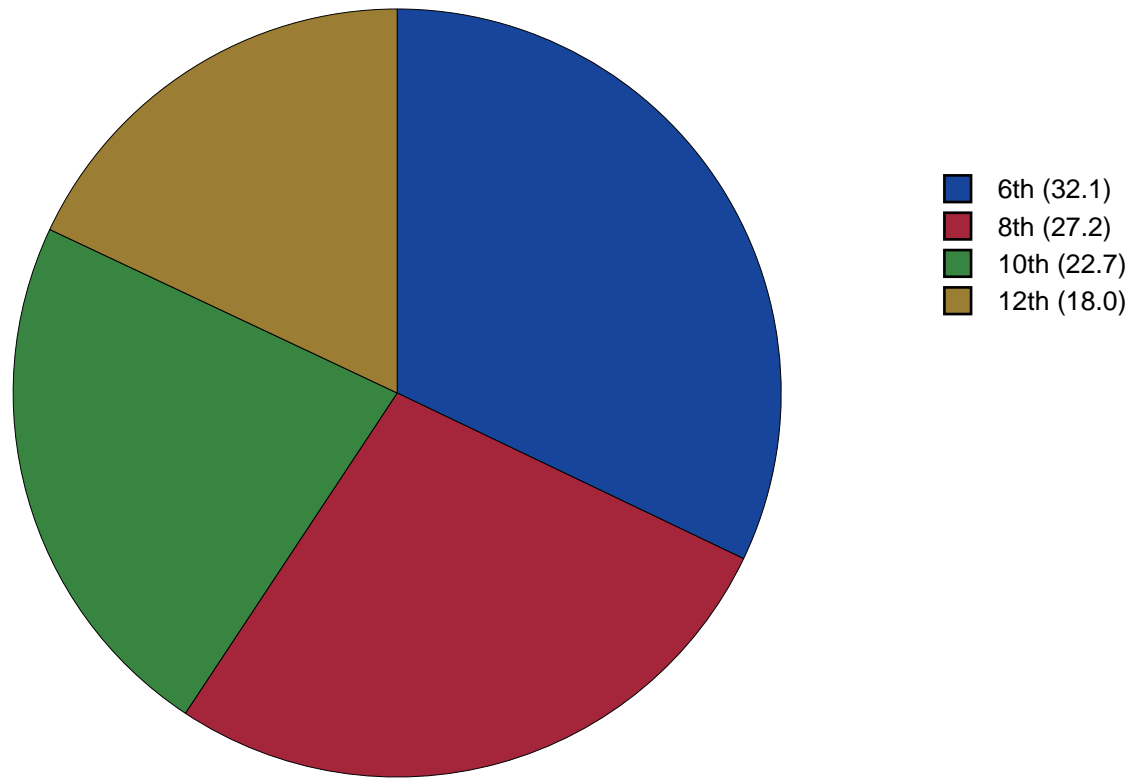


Figure 1: Grade Chart

Gender Chart

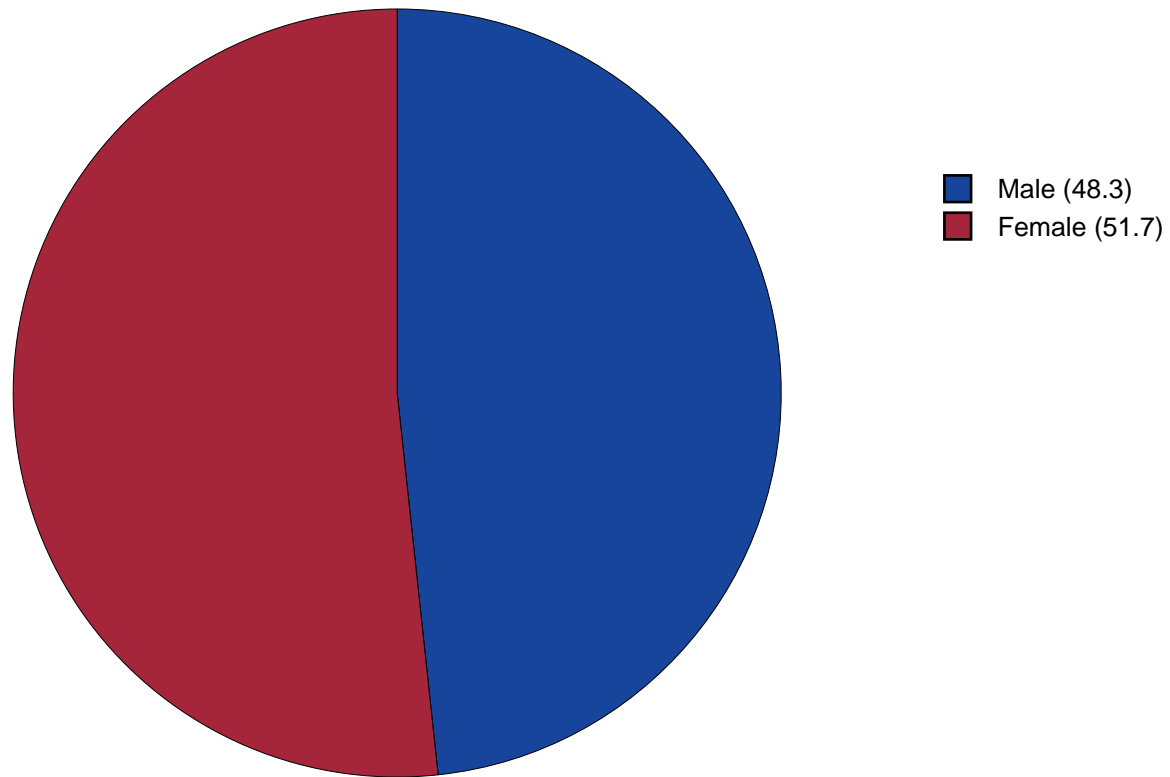


Figure 2: Gender Chart

Age Chart

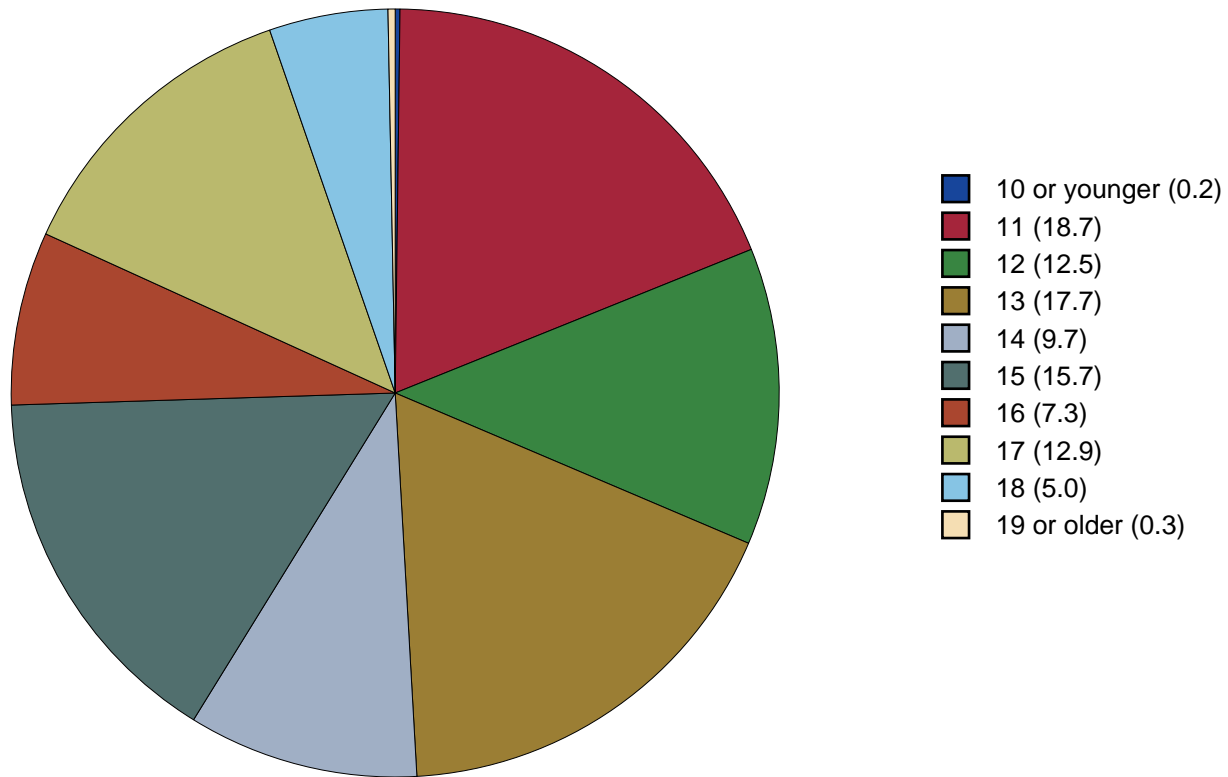


Figure 3: Age Chart

2 PERCENTAGE TABLES

The following tables contain frequency distribution detailing how your students responded to each question on the survey. The tables appear in the same order as the questions on the survey. The tables include breakdowns by grade level as well as overall percentages. The *N of Valid* row is a frequency count of the number of valid responses to each question for each grade and overall. The *N of Miss* row is a frequency count of the number of invalid (marked more than one response) or missing (i.e. did not respond) responses to each question for each grade and overall.

For the questions that allowed more than one response (i.e. race, live with, etc.) each response becomes a separate table. If a student did not mark the response, that was counted as a NO response, and if they did mark the response, that was counted as a YES response. Since a non response is a valid response for these questions, the *N of Miss* will always be zero for these questions.

Table 1: Gender



Response	6	8	10	12	Total	
Male	49.5	48.8	47.8	45.9	48.3	
Female	50.5	51.2	52.2	54.1	51.7	
N of Valid	3866	3242	2682	2095	11885	
N of Miss	113	122	129	130	494	

Table 2: Age











Response	6	8	10	12	Total	
10 or younger	0.5	0.0	0.0	0.0	0.2	
11	58.4	0.0	0.0	0.0	18.7	
12	38.8	0.1	0.0	0.0	12.5	
13	2.3	62.6	0.0	0.0	17.7	
14	0.1	35.4	0.5	0.0	9.7	
15	0.0	1.6	66.9	0.0	15.7	
16	0.0	0.1	31.0	1.0	7.3	
17	0.0	0.0	1.5	69.9	12.9	
18	0.0	0.0	0.0	27.5	5.0	
19 or older	0.0	0.0	0.0	1.5	0.3	
N of Valid	3950	3336	2804	2215	12305	
N of Miss	29	28	7	10	74	

Table 3: Are you Hispanic or Latino?



Response	6	8	10	12	Total	
No	83.6	82.8	84.8	84.7	83.9	
Yes	16.4	17.2	15.2	15.3	16.1	
N of Valid	3783	3294	2751	2181	12009	
N of Miss	196	70	60	44	370	

Table 4: What is your race? Black or African American



Response	6	8	10	12	Total	
No	58.4	58.4	58.6	56.1	58.0	
Yes	41.6	41.6	41.4	43.9	42.0	
N of Valid	3907	3294	2755	2175	12131	
N of Miss	0	0	0	0	0	

Table 5: What is your race? Asian



Response	6	8	10	12	Total	
No	96.5	95.8	95.7	97.0	96.2	
Yes	3.5	4.2	4.3	3.0	3.8	
N of Valid	3907	3294	2755	2175	12131	
N of Miss	0	0	0	0	0	

Table 6: What is your race? American Indian



Response	6	8	10	12	Total	
No	95.2	94.6	95.0	97.0	95.3	
Yes	4.8	5.4	5.0	3.0	4.7	
N of Valid	3907	3294	2755	2175	12131	
N of Miss	0	0	0	0	0	

Table 7: What is your race? Alaska Native



Response	6	8	10	12	Total	
No	99.7	99.7	99.8	100.0	99.8	
Yes	0.3	0.3	0.2	0.0	0.2	
N of Valid	3907	3294	2755	2175	12131	
N of Miss	0	0	0	0	0	

Table 8: What is your race? White



Response	6	8	10	12	Total	
No	56.8	53.9	50.9	51.1	53.6	
Yes	43.2	46.1	49.1	48.9	46.4	
N of Valid	3907	3294	2755	2175	12131	
N of Miss	0	0	0	0	0	

Table 9: What is your race? Native Hawaiian or Other Pacific Islander



Response	6	8	10	12	Total	
No	99.0	99.0	98.8	99.2	99.0	
Yes	1.0	1.0	1.2	0.8	1.0	
N of Valid	3907	3294	2755	2175	12131	
N of Miss	0	0	0	0	0	

Table 10: What is your race? Other



Response	6	8	10	12	Total	
No	82.6	84.3	87.9	91.0	85.8	
Yes	17.4	15.7	12.1	9.0	14.2	
N of Valid	3907	3294	2755	2175	12131	
N of Miss	0	0	0	0	0	

Table 11: What is the highest level of schooling completed by your mother or father?









Response	6	8	10	12	Total	
Completed grade school or less	4.4	4.4	1.9	2.5	3.5	
Some high school	2.8	4.1	12.5	17.4	8.0	
Completed high school	8.4	11.3	14.0	14.7	11.6	
Some college	7.8	11.8	14.2	16.9	12.0	
Completed college	23.7	26.1	28.5	25.0	25.7	
Graduate or professional school after college	15.4	17.0	16.0	15.5	16.0	
Don't know	35.2	23.3	11.6	6.3	21.3	
Does not apply	2.4	2.0	1.4	1.7	1.9	
N of Valid	3856	3291	2780	2196	12123	
N of Miss	123	73	31	29	256	

Table 12: Think of where you live most of the time. Which of the following people live there with you? Mother



Response	6	8	10	12	Total	
No	10.6	11.4	13.3	14.6	12.1	
Yes	89.4	88.6	86.7	85.4	87.9	
N of Valid	3946	3350	2798	2214	12308	
N of Miss	0	0	0	0	0	

Table 13: Think of where you live most of the time. Which of the following people live there with you? Stepmother



Response	6	8	10	12	Total	
No	95.0	94.0	93.0	95.3	94.3	
Yes	5.0	6.0	7.0	4.7	5.7	
N of Valid	3946	3350	2798	2214	12308	
N of Miss	0	0	0	0	0	

Table 14: Think of where you live most of the time. Which of the following people live there with you? Foster Mother



Response	6	8	10	12	Total	
No	99.3	99.6	99.4	99.6	99.5	
Yes	0.7	0.4	0.6	0.4	0.5	
N of Valid	3946	3350	2798	2214	12308	
N of Miss	0	0	0	0	0	

Table 15: Think of where you live most of the time. Which of the following people live there with you? Grandmother



Response	6	8	10	12	Total	
No	85.2	87.8	89.1	90.4	87.7	
Yes	14.8	12.2	10.9	9.6	12.3	
N of Valid	3946	3350	2798	2214	12308	
N of Miss	0	0	0	0	0	

Table 16: Think of where you live most of the time. Which of the following people live there with you? Aunt



Response	6	8	10	12	Total	
No	94.3	95.8	96.4	97.4	95.7	
Yes	5.7	4.2	3.6	2.6	4.3	
N of Valid	3946	3350	2798	2214	12308	
N of Miss	0	0	0	0	0	

Table 17: Think of where you live most of the time. Which of the following people live there with you? Father



Response	6	8	10	12	Total	
No	44.3	45.3	47.3	49.1	46.1	
Yes	55.7	54.7	52.7	50.9	53.9	
N of Valid	3946	3350	2798	2214	12308	
N of Miss	0	0	0	0	0	

Table 18: Think of where you live most of the time. Which of the following people live there with you? Stepfather



Response	6	8	10	12	Total	
No	86.3	85.4	85.2	87.1	85.9	
Yes	13.7	14.6	14.8	12.9	14.1	
N of Valid	3946	3350	2798	2214	12308	
N of Miss	0	0	0	0	0	

Table 19: Think of where you live most of the time. Which of the following people live there with you? Foster Father



Response	6	8	10	12	Total	
No	99.6	99.6	99.5	99.7	99.6	
Yes	0.4	0.4	0.5	0.3	0.4	
N of Valid	3946	3350	2798	2214	12308	
N of Miss	0	0	0	0	0	

Table 20: Think of where you live most of the time. Which of the following people live there with you? Grandfather



Response	6	8	10	12	Total	
No	92.5	93.9	94.8	96.3	94.1	
Yes	7.5	6.1	5.2	3.7	5.9	
N of Valid	3946	3350	2798	2214	12308	
N of Miss	0	0	0	0	0	

Table 21: Think of where you live most of the time. Which of the following people live there with you? Uncle



Response	6	8	10	12	Total	
No	94.4	96.6	96.5	97.7	96.1	
Yes	5.6	3.4	3.5	2.3	3.9	
N of Valid	3946	3350	2798	2214	12308	
N of Miss	0	0	0	0	0	

Table 22: Think of where you live most of the time. Which of the following people live there with you? Other Adults



Response	6	8	10	12	Total	
No	97.4	98.5	98.0	98.0	97.9	
Yes	2.6	1.5	2.0	2.0	2.1	
N of Valid	3946	3350	2798	2214	12308	
N of Miss	0	0	0	0	0	

Table 23: Think of where you live most of the time. Which of the following people live there with you? Brother(s)



Response	6	8	10	12	Total	
No	53.2	50.7	53.2	59.2	53.6	
Yes	46.8	49.3	46.8	40.8	46.4	
N of Valid	3946	3350	2798	2214	12308	
N of Miss	0	0	0	0	0	

Table 24: Think of where you live most of the time. Which of the following people live there with you? Stepbrother(s)



Response	6	8	10	12	Total	
No	95.2	95.6	95.7	97.1	95.8	
Yes	4.8	4.4	4.3	2.9	4.2	
N of Valid	3946	3350	2798	2214	12308	
N of Miss	0	0	0	0	0	

Table 25: Think of where you live most of the time. Which of the following people live there with you? Sister(s)



Response	6	8	10	12	Total	
No	53.7	52.7	55.0	60.1	54.9	
Yes	46.3	47.3	45.0	39.9	45.1	
N of Valid	3946	3350	2798	2214	12308	
N of Miss	0	0	0	0	0	

Table 26: Think of where you live most of the time. Which of the following people live there with you? Stepsister(s)



Response	6	8	10	12	Total	
No	95.7	95.7	95.6	97.2	96.0	
Yes	4.3	4.3	4.4	2.8	4.0	
N of Valid	3946	3350	2798	2214	12308	
N of Miss	0	0	0	0	0	

Table 27: Think of where you live most of the time. Which of the following people live there with you? Other Children



Response	6	8	10	12	Total	
No	95.3	96.1	95.5	95.8	95.7	
Yes	4.7	3.9	4.5	4.2	4.3	
N of Valid	3946	3350	2798	2214	12308	
N of Miss	0	0	0	0	0	

Table 28: In my school, students have lots of chances to help decide things like class activities and rules.





Response	6	8	10	12	Total	
NO!	11.8	12.4	12.8	16.6	13.1	
no	32.6	35.9	36.5	34.7	34.7	
yes	46.3	45.5	43.1	39.4	44.2	
YES!	9.3	6.2	7.5	9.3	8.0	
N of Valid	3876	3279	2737	2139	12031	
N of Miss	103	85	74	86	348	

Table 29: Teachers ask me to work on special classroom projects.





Response	6	8	10	12	Total	
NO!	11.2	9.1	10.8	10.1	10.4	
no	37.0	43.0	40.9	41.0	40.2	
yes	39.9	39.6	41.5	40.9	40.4	
YES!	11.9	8.3	6.8	8.0	9.1	
N of Valid	3811	3229	2703	2121	11864	
N of Miss	168	135	108	104	515	

Table 30: My teacher(s) notices when I am doing a good job and lets me know about it.

Response	6	8	10	12	Total	
NO!	5.8	6.7	8.0	8.7	7.1	
no	18.8	25.1	29.0	27.4	24.4	
yes	48.4	52.0	49.7	48.1	49.6	
YES!	27.0	16.2	13.3	15.8	18.9	
N of Valid	3783	3188	2694	2106	11771	
N of Miss	196	176	117	119	608	

Table 31: There are lots of chances for students in my school to get involved in sports, clubs, and other school activities outside of class.

Response	6	8	10	12	Total	
NO!	3.4	2.2	2.2	2.2	2.6	
no	10.7	8.9	6.7	6.8	8.6	
yes	40.1	44.4	43.1	42.5	42.4	
YES!	45.8	44.5	48.1	48.5	46.4	
N of Valid	3861	3257	2720	2119	11957	
N of Miss	118	107	91	106	422	

Table 32: There are lots of chances for students in my school to talk with a teacher one-on-one.

Response	6	8	10	12	Total	
NO!	4.5	5.0	5.4	4.4	4.8	
no	16.8	22.1	22.6	20.5	20.2	
yes	47.3	51.1	51.8	53.1	50.4	
YES!	31.5	21.8	20.2	21.9	24.5	
N of Valid	3853	3250	2730	2123	11956	
N of Miss	126	114	81	102	423	

Table 33: I feel safe at my school.


Response	6	8	10	12	Total	
NO!	8.0	9.3	9.8	8.9	8.9	
no	13.4	19.7	22.1	18.4	18.0	
yes	45.7	53.6	56.9	58.0	52.6	
YES!	32.9	17.4	11.2	14.7	20.5	
N of Valid	3834	3232	2715	2117	11898	
N of Miss	145	132	96	108	481	

Table 34: The school lets my parents know when I have done something well.

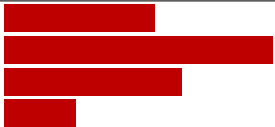
Response	6	8	10	12	Total	
NO!	14.0	18.7	29.0	33.7	22.2	
no	36.3	43.6	46.6	42.5	41.8	
yes	34.2	28.7	19.9	19.2	26.8	
YES!	15.5	9.0	4.5	4.6	9.3	
N of Valid	3819	3235	2711	2120	11885	
N of Miss	160	129	100	105	494	

Table 35: My teachers praise me when I work hard in school.


Response	6	8	10	12	Total	
NO!	11.7	13.5	15.5	16.7	14.0	
no	31.6	40.6	42.3	40.9	38.2	
yes	41.9	38.1	36.1	34.6	38.2	
YES!	14.7	7.8	6.0	7.7	9.6	
N of Valid	3799	3214	2715	2114	11842	
N of Miss	180	150	96	111	537	

Table 36: Are your school grades better than the grades of most students in your class?

Response	6	8	10	12	Total	
NO!	8.4	6.8	8.1	5.9	7.4	
no	28.4	31.6	30.0	26.0	29.2	
yes	45.4	46.8	47.9	49.2	47.1	
YES!	17.8	14.8	14.0	18.9	16.3	
N of Valid	3779	3202	2711	2118	11810	
N of Miss	200	162	100	107	569	

Table 37: I have lots of chances to be part of class discussions or activities.

Response	6	8	10	12	Total	
NO!	4.9	3.4	3.7	3.3	3.9	
no	15.6	15.1	13.9	14.3	14.9	
yes	48.6	60.6	62.4	60.0	57.0	
YES!	30.8	21.0	19.9	22.4	24.2	
N of Valid	3847	3231	2711	2126	11915	
N of Miss	132	133	100	99	464	

Table 38: Now thinking back over the past year in school, how often did you: enjoy being in school?

Response	6	8	10	12	Total	
Never	7.8	8.5	11.0	11.0	9.3	
Seldom	12.0	18.1	19.3	21.0	16.9	
Sometimes	34.1	39.3	41.5	39.5	38.1	
Often	25.1	24.2	21.8	22.2	23.6	
Almost always	21.1	9.8	6.5	6.3	12.1	
N of Valid	3870	3251	2721	2123	11965	
N of Miss	109	113	90	102	414	

Table 39: Now thinking back over the past year in school, how often did you: hate being in school?

Response	6	8	10	12	Total	
Never	12.8	5.3	3.8	4.9	7.3	
Seldom	29.4	21.2	19.0	17.3	22.7	
Sometimes	30.3	37.5	37.7	36.0	35.0	
Often	13.7	20.7	22.4	25.9	19.7	
Almost always	13.8	15.3	17.1	15.9	15.3	
N of Valid	3808	3217	2691	2106	11822	
N of Miss	171	147	120	119	557	

Table 40: Now thinking back over the past year in school, how often did you: try to do your best work in school?

Response	6	8	10	12	Total	
Never	0.7	0.5	1.0	1.0	0.8	
Seldom	1.8	2.1	3.3	2.3	2.3	
Sometimes	7.4	13.5	17.3	18.3	13.3	
Often	21.9	31.4	34.5	33.9	29.5	
Almost always	68.4	52.5	43.9	44.5	54.2	
N of Valid	3820	3239	2708	2110	11877	
N of Miss	159	125	103	115	502	

Table 41: How often do you feel that the school work you are assigned is meaningful and important?

Response	6	8	10	12	Total	
Never	4.6	4.8	8.9	9.5	6.5	
Seldom	10.0	20.5	26.6	29.2	20.1	
Sometimes	28.7	38.6	39.5	38.9	35.7	
Often	30.8	25.1	18.3	16.1	23.8	
Almost always	25.9	11.0	6.7	6.2	14.0	
N of Valid	3841	3242	2711	2113	11907	
N of Miss	138	122	100	112	472	

Table 42: Putting them all together, what were your grades like last year?

Response	6	8	10	12	Total	
Mostly F's	1.5	1.0	1.4	0.4	1.1	
Mostly D's	1.7	3.6	3.8	2.8	2.9	
Mostly C's	10.3	17.4	19.8	18.3	15.8	
Mostly B's	31.5	36.0	38.1	40.0	35.8	
Mostly A's	55.1	42.0	36.9	38.5	44.4	
N of Valid	3741	3189	2698	2104	11732	
N of Miss	238	175	113	121	647	

Table 43: How important do you think the things you are learning in school are going to be for your later life?

Response	6	8	10	12	Total	
Very important	41.9	19.5	8.8	9.6	22.6	
Quite important	25.1	22.4	17.3	15.5	20.9	
Fairly important	21.3	31.7	33.5	31.8	28.8	
Slightly important	9.9	22.4	30.5	33.9	22.2	
Not at all important	1.9	4.2	9.9	9.2	5.6	
N of Valid	3858	3252	2708	2109	11927	
N of Miss	121	112	103	116	452	

Table 44: During the LAST FOUR WEEKS how many whole days of school have you missed because you skipped or "cut"?

Response	6	8	10	12	Total	
None	57.9	61.5	62.6	48.1	58.2	
1	14.2	13.1	12.6	17.5	14.1	
2	9.0	8.4	9.2	13.3	9.6	
3	8.0	7.0	6.2	8.1	7.3	
4-5	7.1	7.1	5.8	8.9	7.1	
6-10	2.8	2.2	2.6	2.8	2.6	
11 or more	1.0	0.7	1.1	1.3	1.0	
N of Valid	3873	3253	2717	2124	11967	
N of Miss	106	111	94	101	412	

Table 45: What are the chances you would be seen as cool if you: smoked cigarettes?






Response	6	8	10	12	Total	
No or very little chance	87.9	78.7	79.8	78.8	81.9	
Little chance	6.2	10.2	10.6	11.3	9.2	
Some chance	3.0	7.2	6.0	6.4	5.4	
Pretty good chance	2.0	2.9	2.4	2.2	2.4	
Very good chance	0.9	1.1	1.2	1.2	1.1	
N of Valid	3791	3208	2667	2068	11734	
N of Miss	188	156	144	157	645	

Table 46: What are the chances you would be seen as cool if you: worked hard at school?






Response	6	8	10	12	Total	
No or very little chance	6.5	10.0	11.2	10.9	9.3	
Little chance	8.2	14.6	15.6	14.5	12.7	
Some chance	17.0	23.4	26.2	26.3	22.5	
Pretty good chance	28.0	28.4	28.0	26.7	27.9	
Very good chance	40.3	23.5	18.9	21.5	27.6	
N of Valid	3771	3174	2632	2038	11615	
N of Miss	208	190	179	187	764	

Table 47: What are the chances you would be seen as cool if you: began drinking alcoholic beverages regularly, that is, at least once or twice a month?






Response	6	8	10	12	Total	
No or very little chance	85.0	70.4	55.0	52.3	68.4	
Little chance	7.7	13.4	15.4	14.9	12.3	
Some chance	4.2	9.2	14.6	14.6	9.8	
Pretty good chance	1.9	5.3	10.6	12.9	6.8	
Very good chance	1.2	1.8	4.3	5.3	2.8	
N of Valid	3763	3188	2644	2056	11651	
N of Miss	216	176	167	169	728	

Table 48: What are the chances you would be seen as cool if you: defended someone who was being bullied?

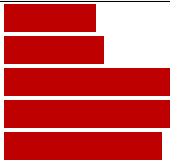
Response	6	8	10	12	Total	
No or very little chance	11.1	13.4	13.2	13.0	12.5	
Little chance	10.5	15.6	15.6	14.6	13.8	
Some chance	18.8	27.1	28.7	28.0	24.9	
Pretty good chance	25.9	24.3	26.0	25.3	25.4	
Very good chance	33.8	19.6	16.4	19.2	23.4	
N of Valid	3770	3198	2635	2061	11664	
N of Miss	209	166	176	164	715	

Table 49: What are the chances you would be seen as cool if you: smoked marijuana?


Response	6	8	10	12	Total	
No or very little chance	87.0	67.0	45.8	42.2	64.3	
Little chance	5.5	9.9	11.0	11.6	9.0	
Some chance	2.9	8.3	13.6	14.6	8.9	
Pretty good chance	2.4	7.7	15.6	15.2	9.1	
Very good chance	2.2	7.1	14.0	16.4	8.7	
N of Valid	3768	3202	2651	2060	11681	
N of Miss	211	162	160	165	698	

Table 50: What are the chances you would be seen as cool if you: carried a handgun?


Response	6	8	10	12	Total	
No or very little chance	83.2	75.3	68.7	71.4	75.6	
Little chance	6.4	9.6	12.6	12.5	9.8	
Some chance	4.1	6.1	8.1	7.1	6.1	
Pretty good chance	3.2	4.6	5.7	4.0	4.3	
Very good chance	3.1	4.4	5.0	5.0	4.2	
N of Valid	3763	3190	2652	2057	11662	
N of Miss	216	174	159	168	717	

Table 51: What are the chances you would be seen as cool if you: used e-cigarettes, e-cigars or e-hookahs (vaping)?






Response	6	8	10	12	Total	
No or very little chance	84.1	64.8	52.3	51.8	65.9	
Little chance	7.0	11.1	10.6	11.2	9.7	
Some chance	3.9	8.6	11.9	12.1	8.4	
Pretty good chance	2.8	7.5	13.4	11.5	8.0	
Very good chance	2.3	7.9	11.8	13.4	7.9	
N of Valid	3763	3184	2646	2052	11645	
N of Miss	216	180	165	173	734	

Table 52: What are the chances you would be seen as cool if you: bullied someone or cyber bullied someone?






Response	6	8	10	12	Total	
No or very little chance	84.1	64.8	52.3	51.8	65.9	
Little chance	7.0	11.1	10.6	11.2	9.7	
Some chance	3.9	8.6	11.9	12.1	8.4	
Pretty good chance	2.8	7.5	13.4	11.5	8.0	
Very good chance	2.3	7.9	11.8	13.4	7.9	
N of Valid	3763	3184	2646	2052	11645	
N of Miss	216	180	165	173	734	

Table 53: Think of your four best friends (the friends you feel closest to). In the past year (12 months), how many of your best friends have: participated in clubs, organizations or activities at school?






Response	6	8	10	12	Total	
0	19.7	15.2	14.8	16.5	16.8	
1	14.5	12.7	13.4	12.8	13.5	
2	18.9	19.3	20.2	20.6	19.6	
3	17.6	17.7	16.6	13.6	16.7	
4	29.3	35.0	35.0	36.4	33.4	
N of Valid	3742	3170	2635	2044	11591	
N of Miss	237	194	176	181	788	

Table 54: Think of your four best friends (the friends you feel closest to). In the past year (12 months), how many of your best friends have: smoked cigarettes?






Response	6	8	10	12	Total	
0	94.2	88.2	84.7	81.8	88.2	
1	3.6	7.4	7.9	8.9	6.5	
2	1.2	2.6	3.8	5.4	2.9	
3	0.4	0.7	1.4	1.6	0.9	
4	0.6	1.0	2.2	2.3	1.4	
N of Valid	3706	3112	2582	2010	11410	
N of Miss	273	252	229	215	969	

Table 55: Think of your four best friends (the friends you feel closest to). In the past year (12 months), how many of your best friends have: tried beer, wine or hard liquor (for example, vodka, whiskey, or gin) when their parents didn't know about it?






Response	6	8	10	12	Total	
0	87.6	70.8	52.0	48.1	68.0	
1	6.9	12.3	15.3	14.9	11.7	
2	2.5	8.2	11.9	12.0	7.9	
3	1.0	3.3	7.8	8.4	4.5	
4	1.9	5.4	13.0	16.6	7.9	
N of Valid	3768	3178	2628	2042	11616	
N of Miss	211	186	183	183	763	

Table 56: Think of your four best friends (the friends you feel closest to). In the past year (12 months), how many of your best friends have: used e-cigarettes, e-cigars, or e-hookahs?






Response	6	8	10	12	Total	
0	93.7	78.7	60.5	60.0	76.2	
1	3.7	9.5	13.8	12.4	9.1	
2	1.3	5.2	8.9	9.1	5.5	
3	0.6	3.1	6.4	6.3	3.6	
4	0.7	3.4	10.4	12.2	5.7	
N of Valid	3766	3175	2630	2040	11611	
N of Miss	213	189	181	185	768	

Table 57: Think of your four best friends (the friends you feel closest to). In the past year (12 months), how many of your best friends have: used marijuana?






Response	6	8	10	12	Total	
0	95.6	80.5	54.9	47.1	73.7	
1	2.4	8.9	15.5	15.1	9.4	
2	1.0	4.6	11.0	12.1	6.2	
3	0.3	2.1	5.8	7.8	3.4	
4	0.7	4.0	12.8	17.8	7.3	
N of Valid	3747	3164	2618	2028	11557	
N of Miss	232	200	193	197	822	

Table 58: Think of your four best friends (the friends you feel closest to). In the past year (12 months), how many of your best friends have: used prescription drugs or non-prescription drugs for the purpose of getting high?






Response	6	8	10	12	Total	
0	96.4	90.5	85.1	84.7	90.2	
1	2.0	5.1	7.9	7.5	5.1	
2	0.9	2.1	3.7	3.8	2.3	
3	0.3	1.0	1.0	1.2	0.8	
4	0.5	1.3	2.4	2.8	1.5	
N of Valid	3759	3164	2624	2032	11579	
N of Miss	220	200	187	193	800	

Table 59: Think of your four best friends (the friends you feel closest to). In the past year (12 months), how many of your best friends have: used synthetic marijuana (K2, spice) or bath salts?






Response	6	8	10	12	Total	
0	97.9	96.6	93.6	95.5	96.1	
1	1.1	1.7	3.5	1.9	2.0	
2	0.5	0.7	1.3	1.3	0.9	
3	0.2	0.2	0.6	0.4	0.3	
4	0.3	0.7	1.1	0.8	0.7	
N of Valid	3751	3158	2629	2041	11579	
N of Miss	228	206	182	184	800	

Table 60: Think of your four best friends (the friends you feel closest to). In the past year (12 months), how many of your best friends have: used LSD, cocaine, amphetamines, or other illegal drugs?






Response	6	8	10	12	Total	
0	97.9	96.1	92.4	90.5	94.8	
1	1.2	2.4	4.4	4.4	2.8	
2	0.4	0.8	1.7	2.2	1.1	
3	0.2	0.2	0.8	1.2	0.5	
4	0.3	0.4	0.7	1.8	0.7	
N of Valid	3743	3167	2629	2035	11574	
N of Miss	236	197	182	190	805	

Table 61: Think of your four best friends (the friends you feel closest to). In the past year (12 months), how many of your best friends have: been bullied?






Response	6	8	10	12	Total	
0	42.9	53.8	62.9	69.7	55.2	
1	24.0	21.4	17.0	13.4	19.8	
2	15.6	12.0	10.5	9.1	12.3	
3	6.4	5.5	4.5	3.4	5.2	
4	11.0	7.3	5.1	4.5	7.5	
N of Valid	3741	3163	2625	2040	11569	
N of Miss	238	201	186	185	810	

Table 62: Think of your four best friends (the friends you feel closest to). In the past year (12 months), how many of your best friends have: been suspended from school?






Response	6	8	10	12	Total	
0	56.8	52.8	59.6	72.2	59.1	
1	20.1	20.1	18.9	14.2	18.8	
2	10.1	11.8	10.0	6.6	9.9	
3	4.8	5.6	4.9	2.6	4.7	
4	8.2	9.6	6.5	4.4	7.5	
N of Valid	3744	3164	2630	2035	11573	
N of Miss	235	200	181	190	806	

Table 63: Think of your four best friends (the friends you feel closest to). In the past year (12 months), how many of your best friends have: carried a handgun?






Response	6	8	10	12	Total	
0	93.5	91.6	91.0	92.0	92.1	
1	3.4	4.4	4.1	3.7	3.9	
2	1.5	2.1	2.0	2.1	1.9	
3	0.5	0.7	1.1	0.7	0.7	
4	1.1	1.2	1.7	1.4	1.3	
N of Valid	3756	3161	2629	2032	11578	
N of Miss	223	203	182	193	801	

Table 64: Think of your four best friends (the friends you feel closest to). In the past year (12 months), how many of your best friends have: sold illegal drugs?






Response	6	8	10	12	Total	
0	98.1	94.8	88.8	86.5	93.0	
1	1.0	3.1	6.0	7.5	3.8	
2	0.3	1.0	2.4	3.0	1.5	
3	0.2	0.4	1.1	1.0	0.6	
4	0.3	0.7	1.6	2.0	1.0	
N of Valid	3734	3156	2626	2026	11542	
N of Miss	245	208	185	199	837	

Table 65: Think of your four best friends (the friends you feel closest to). In the past year (12 months), how many of your best friends have: regularly attended religious services?






Response	6	8	10	12	Total	
0	46.8	35.3	32.7	34.9	38.3	
1	12.5	15.0	18.4	18.4	15.6	
2	11.2	17.3	19.2	21.0	16.5	
3	10.2	14.9	13.5	12.1	12.6	
4	19.3	17.5	16.2	13.6	17.1	
N of Valid	3637	3122	2626	2027	11412	
N of Miss	342	242	185	198	967	

Table 66: Think of your four best friends (the friends you feel closest to). In the past year (12 months), how many of your best friends have: stolen or tried to steal a motor vehicle such as a car or motorcycle?

Response	6	8	10	12	Total	
0	96.8	94.9	93.7	96.7	95.6	
1	2.0	2.9	3.7	1.9	2.6	
2	0.5	1.2	1.1	0.7	0.9	
3	0.2	0.4	0.6	0.2	0.4	
4	0.5	0.6	1.0	0.4	0.6	
N of Valid	3735	3151	2622	2024	11532	
N of Miss	244	213	189	201	847	

Table 67: Think of your four best friends (the friends you feel closest to). In the past year (12 months), how many of your best friends have: been arrested?

Response	6	8	10	12	Total	
0	94.9	91.2	88.7	92.3	92.0	
1	3.4	5.4	6.5	4.7	4.9	
2	0.8	2.1	2.6	1.8	1.7	
3	0.3	0.6	0.9	0.6	0.6	
4	0.6	0.7	1.3	0.7	0.8	
N of Valid	3760	3163	2629	2027	11579	
N of Miss	219	201	182	198	800	

Table 68: Think of your four best friends (the friends you feel closest to). In the past year (12 months), how many of your best friends have: dropped out of school?

Response	6	8	10	12	Total	
0	95.8	96.5	94.4	91.1	94.9	
1	2.8	2.2	3.4	6.0	3.3	
2	0.6	0.7	1.1	1.8	1.0	
3	0.3	0.2	0.3	0.5	0.3	
4	0.5	0.3	0.7	0.6	0.5	
N of Valid	3745	3159	2625	2027	11556	
N of Miss	234	205	186	198	823	

Table 69: Think of your four best friends (the friends you feel closest to). In the past year (12 months), how many of your best friends have: been members of a gang?






Response	6	8	10	12	Total	
0	91.8	88.3	87.8	90.9	89.8	
1	4.0	5.3	4.6	3.6	4.4	
2	1.6	2.3	3.0	2.1	2.2	
3	0.9	1.1	1.4	1.0	1.1	
4	1.8	3.1	3.2	2.4	2.6	
N of Valid	3738	3162	2631	2029	11560	
N of Miss	241	202	180	196	819	

Table 70: How old were you when you first: smoked marijuana?










Response	6	8	10	12	Total	
Never	98.1	90.6	74.0	62.5	84.3	
10 or younger	0.7	1.1	1.1	1.0	1.0	
11	0.7	1.8	1.4	0.9	1.2	
12	0.3	2.1	2.5	1.7	1.5	
13	0.1	3.7	4.0	3.8	2.6	
14	0.0	0.8	8.2	5.5	3.0	
15	0.0	0.1	7.9	6.7	3.0	
16	0.0	0.0	0.6	10.0	1.9	
17 or older	0.0	0.0	0.2	7.8	1.4	
N of Valid	3755	3161	2626	2037	11579	
N of Miss	224	203	185	188	800	

Table 71: How old were you when you first: smoked a cigarette, even just a puff?


Response	6	8	10	12	Total	
Never	95.6	90.9	85.9	81.5	89.6	
10 or younger	2.9	3.4	3.8	3.4	3.3	
11	1.1	1.8	1.9	1.1	1.5	
12	0.3	1.8	1.4	1.4	1.2	
13	0.1	1.6	2.0	2.6	1.4	
14	0.0	0.4	2.4	1.9	1.0	
15	0.0	0.0	2.3	2.5	1.0	
16	0.0	0.0	0.3	3.5	0.7	
17 or older	0.0	0.0	0.0	2.1	0.4	
N of Valid	3717	3117	2584	2018	11436	
N of Miss	262	247	227	207	943	

Table 72: How old were you when you first: had more than a sip or two of beer, wine or hard liquor (for example, vodka, whiskey, or gin)?


Response	6	8	10	12	Total	
Never	85.6	71.2	57.1	52.1	69.3	
10 or younger	9.8	9.6	7.3	4.7	8.3	
11	3.6	4.6	2.6	2.1	3.4	
12	0.7	5.7	4.1	2.6	3.2	
13	0.1	6.9	6.6	3.8	4.1	
14	0.0	1.7	11.0	4.6	3.8	
15	0.0	0.1	10.4	8.7	3.9	
16	0.0	0.0	0.9	12.1	2.3	
17 or older	0.2	0.1	0.1	9.4	1.7	
N of Valid	3756	3168	2628	2039	11591	
N of Miss	223	196	183	186	788	

Table 73: How old were you when you first: began drinking alcoholic beverages regularly, that is, at least once or twice a month?










Response	6	8	10	12	Total	
Never	98.5	95.4	88.4	82.9	92.6	
10 or younger	0.6	0.8	0.5	0.1	0.6	
11	0.5	0.5	0.5	0.3	0.4	
12	0.1	1.1	0.5	0.7	0.6	
13	0.1	1.7	1.4	0.8	1.0	
14	0.0	0.4	2.7	1.6	1.0	
15	0.0	0.1	5.1	2.5	1.6	
16	0.0	0.0	0.8	4.9	1.0	
17 or older	0.2	0.0	0.0	6.2	1.2	
N of Valid	3753	3167	2630	2038	11588	
N of Miss	226	197	181	187	791	

Table 74: How old were you when you first: used Pegaramide (peg, Peggy)?


Response	6	8	10	12	Total	
Never	100.0	100.0	100.0	100.0	100.0	
10 or younger	0.0	0.0	0.0	0.0	0.0	
11	0.0	0.0	0.0	0.0	0.0	
12	0.0	0.0	0.0	0.0	0.0	
13	0.0	0.0	0.0	0.0	0.0	
14	0.0	0.0	0.0	0.0	0.0	
15	0.0	0.0	0.0	0.0	0.0	
16	0.0	0.0	0.0	0.0	0.0	
17 or older	0.0	0.0	0.0	0.0	0.0	
N of Valid	3675	3135	2627	2030	11467	
N of Miss	304	229	184	195	912	

Table 75: How old were you when you first: got suspended from school?










Response	6	8	10	12	Total	
Never	77.0	69.0	66.3	70.4	71.2	
10 or younger	15.1	11.5	11.5	9.1	12.3	
11	5.9	6.3	3.6	2.1	4.8	
12	1.7	7.2	4.2	2.8	4.0	
13	0.1	4.6	6.2	4.1	3.4	
14	0.0	1.2	4.7	3.0	1.9	
15	0.0	0.1	2.8	3.8	1.4	
16	0.0	0.0	0.6	3.2	0.7	
17 or older	0.1	0.1	0.1	1.5	0.3	
N of Valid	3743	3161	2632	2033	11569	
N of Miss	236	203	179	192	810	

Table 76: How old were you when you first: got arrested?










Response	6	8	10	12	Total	
Never	98.4	96.8	94.4	96.5	96.7	
10 or younger	0.8	0.4	0.6	0.1	0.5	
11	0.4	0.5	0.3	0.2	0.4	
12	0.3	0.5	0.6	0.3	0.4	
13	0.1	1.2	1.3	0.3	0.7	
14	0.0	0.4	1.3	0.6	0.5	
15	0.0	0.1	1.3	0.5	0.4	
16	0.0	0.0	0.3	0.7	0.2	
17 or older	0.0	0.0	0.0	0.5	0.1	
N of Valid	3746	3159	2630	2030	11565	
N of Miss	233	205	181	195	814	

Table 77: How old were you when you first: carried a handgun?










Response	6	8	10	12	Total	
Never	94.9	92.8	93.2	93.9	93.8	
10 or younger	2.8	2.3	1.4	0.9	2.0	
11	1.4	1.1	0.7	0.4	1.0	
12	0.6	1.1	0.9	0.7	0.8	
13	0.1	1.8	1.0	0.5	0.8	
14	0.0	0.6	1.1	0.4	0.5	
15	0.0	0.2	1.2	1.1	0.5	
16	0.0	0.0	0.3	1.2	0.3	
17 or older	0.1	0.0	0.0	0.7	0.2	
N of Valid	3730	3162	2626	2033	11551	
N of Miss	249	202	185	192	828	

Table 78: How old were you when you first: used e-cigarettes, e-cigars, or e-hookahs (vaping)?










Response	6	8	10	12	Total	
Never	96.5	85.9	74.4	73.0	84.5	
10 or younger	1.4	1.0	0.5	0.1	0.9	
11	1.4	1.3	0.6	0.2	1.0	
12	0.5	4.6	1.6	0.5	1.9	
13	0.1	5.7	4.4	1.7	2.9	
14	0.0	1.3	10.2	3.5	3.3	
15	0.0	0.2	7.9	5.5	2.8	
16	0.0	0.0	0.5	10.4	1.9	
17 or older	0.1	0.0	0.0	5.0	0.9	
N of Valid	3730	3153	2629	2027	11539	
N of Miss	249	211	182	198	840	

Table 79: How old were you when you first: belonged to a gang?










Response	6	8	10	12	Total	
Never	97.2	96.2	95.9	96.6	96.5	
10 or younger	1.0	0.8	1.7	0.8	1.1	
11	0.9	0.5	0.3	0.1	0.5	
12	0.7	0.7	0.3	0.4	0.5	
13	0.2	1.2	0.8	0.4	0.7	
14	0.0	0.5	0.5	0.4	0.3	
15	0.0	0.1	0.4	0.2	0.2	
16	0.0	0.0	0.0	0.6	0.1	
17 or older	0.0	0.0	0.0	0.4	0.1	
N of Valid	3734	3166	2633	2027	11560	
N of Miss	245	198	178	198	819	

Table 80: How old were you when you first: used prescription drugs not prescribed to you?










Response	6	8	10	12	Total	
Never	97.7	95.1	92.9	92.2	94.9	
10 or younger	1.3	1.2	1.3	0.7	1.2	
11	0.8	0.9	0.3	0.2	0.6	
12	0.2	0.7	0.5	0.6	0.5	
13	0.0	1.5	1.0	0.6	0.8	
14	0.0	0.5	1.7	1.0	0.7	
15	0.0	0.0	2.0	1.8	0.8	
16	0.0	0.0	0.1	1.7	0.3	
17 or older	0.0	0.0	0.0	1.1	0.2	
N of Valid	3741	3171	2636	2035	11583	
N of Miss	238	193	175	190	796	

Table 81: How wrong do you think it is for someone your age to: take a handgun to school?





Response	6	8	10	12	Total	
Very wrong	91.6	89.0	90.4	92.9	90.9	
Wrong	6.1	8.7	6.8	4.9	6.7	
A little bit wrong	1.6	1.8	2.1	1.5	1.8	
Not at all wrong	0.6	0.5	0.6	0.7	0.6	
N of Valid	3774	3186	2639	2035	11634	
N of Miss	205	178	172	190	745	

Table 82: How wrong do you think it is for someone your age to: steal anything?





Response	6	8	10	12	Total	
Very wrong	65.5	51.9	53.1	65.0	58.9	
Wrong	26.2	37.6	34.6	26.8	31.3	
A little bit wrong	7.2	9.7	11.2	7.5	8.9	
Not at all wrong	1.0	0.8	1.2	0.7	0.9	
N of Valid	3725	3154	2613	2028	11520	
N of Miss	254	210	198	197	859	

Table 83: How wrong do you think it is for someone your age to: pick a fight with someone?





Response	6	8	10	12	Total	
Very wrong	50.7	35.9	40.6	53.7	44.9	
Wrong	30.7	36.9	37.1	30.0	33.7	
A little bit wrong	14.9	23.2	19.6	14.8	18.2	
Not at all wrong	3.7	4.0	2.7	1.6	3.2	
N of Valid	3734	3171	2618	2027	11550	
N of Miss	245	193	193	198	829	

Table 84: How wrong do you think it is for someone your age to: attack someone with the idea of seriously hurting them?





Response	6	8	10	12	Total	
Very wrong	84.7	75.3	71.2	77.8	77.8	
Wrong	10.3	17.3	20.3	16.3	15.5	
A little bit wrong	3.1	5.9	6.3	4.6	4.9	
Not at all wrong	1.8	1.6	2.2	1.4	1.8	
N of Valid	3749	3165	2627	2028	11569	
N of Miss	230	199	184	197	810	

Table 85: How wrong do you think it is for someone your age to: stay away from school all day when their parents think they are at school?





Response	6	8	10	12	Total	
Very wrong	74.8	57.6	47.4	50.4	59.6	
Wrong	19.0	29.6	34.4	27.3	26.8	
A little bit wrong	4.8	10.5	15.1	18.7	11.1	
Not at all wrong	1.5	2.3	3.1	3.6	2.4	
N of Valid	3748	3170	2629	2028	11575	
N of Miss	231	194	182	197	804	

Table 86: How wrong do you think it is for someone your age to: drink beer, wine or hard liquor (for example, vodka, whiskey, or gin) regularly?





Response	6	8	10	12	Total	
Very wrong	88.7	70.2	54.3	53.9	69.7	
Wrong	7.6	19.4	24.0	20.7	16.8	
A little bit wrong	2.6	8.2	16.2	17.9	9.9	
Not at all wrong	1.1	2.2	5.5	7.4	3.5	
N of Valid	3756	3170	2629	2030	11585	
N of Miss	223	194	182	195	794	

Table 87: How wrong do you think it is for someone your age to: smoke cigarettes?


Response	6	8	10	12	Total	
Very wrong	91.1	79.7	74.1	71.9	80.8	
Wrong	6.3	15.2	17.2	16.1	12.9	
A little bit wrong	1.8	4.1	6.4	8.6	4.7	
Not at all wrong	0.8	1.0	2.2	3.4	1.6	
N of Valid	3761	3169	2630	2032	11592	
N of Miss	218	195	181	193	787	

Table 88: How wrong do you think it is for someone your age to: smoke marijuana?


Response	6	8	10	12	Total	
Very wrong	92.0	73.0	48.3	44.4	68.5	
Wrong	4.9	13.7	17.7	14.9	12.0	
A little bit wrong	1.8	8.2	19.7	20.2	10.9	
Not at all wrong	1.3	5.0	14.4	20.5	8.6	
N of Valid	3749	3169	2623	2030	11571	
N of Miss	230	195	188	195	808	

Table 89: How wrong do you think it is for someone your age to: use prescription drugs or non-prescription drugs for the purpose of getting high?


Response	6	8	10	12	Total	
Very wrong	94.1	84.6	79.0	80.3	85.6	
Wrong	4.1	11.9	15.0	14.3	10.5	
A little bit wrong	1.0	2.5	4.1	3.9	2.6	
Not at all wrong	0.9	1.0	1.9	1.5	1.2	
N of Valid	3752	3168	2616	2026	11562	
N of Miss	227	196	195	199	817	

Table 90: How wrong do you think it is for someone your age to: use synthetic marijuana (K2, spice) or bath salts?


Response	6	8	10	12	Total	
Very wrong	93.5	86.6	83.7	88.1	88.5	
Wrong	4.9	10.9	11.5	9.2	8.8	
A little bit wrong	0.7	1.6	3.2	2.0	1.7	
Not at all wrong	0.9	0.9	1.6	0.7	1.0	
N of Valid	3734	3167	2627	2028	11556	
N of Miss	245	197	184	197	823	

Table 91: How wrong do you think it is for someone your age to: use LSD, cocaine, amphetamines or another illegal drug?


Response	6	8	10	12	Total	
Very wrong	96.0	90.6	86.8	87.4	90.9	
Wrong	2.9	7.9	9.6	8.0	6.7	
A little bit wrong	0.5	0.9	2.5	3.1	1.5	
Not at all wrong	0.6	0.6	1.1	1.5	0.9	
N of Valid	3746	3164	2624	2028	11562	
N of Miss	233	200	187	197	817	

Table 92: How wrong do you think it is for someone your age to: use e-cigarettes, e-cigars or e-hookahs (vaping)?


Response	6	8	10	12	Total	
Very wrong	90.1	71.7	58.3	59.2	72.5	
Wrong	6.1	16.1	19.4	17.0	13.8	
A little bit wrong	2.4	9.1	15.9	15.4	9.6	
Not at all wrong	1.3	3.1	6.4	8.4	4.2	
N of Valid	3730	3153	2602	2015	11500	
N of Miss	249	211	209	210	879	

Table 93: At school during the past 12 months, did you receive help from the resource teacher, speech therapist or other special education teacher?

Response	6	8	10	12	Total
No	0.0	0.0	0.0	0.0	0.0
Yes	0.0	0.0	0.0	0.0	0.0
N of Valid	0	0	0	0	0
N of Miss	0	0	0	0	0

Table 94: How many times in the past year (12 months) have you: been suspended from school?

Response	6	8	10	12	Total	
Never	82.8	80.0	83.6	89.0	83.3	<div></div>
1 to 2 times	12.8	14.3	12.1	8.9	12.4	<div></div>
3 to 5 times	2.7	3.8	2.9	1.4	2.8	<div></div>
6 to 9 times	0.7	1.0	0.6	0.4	0.7	<div></div>
10+ times	1.0	0.9	0.7	0.3	0.8	<div></div>
N of Valid	3746	3161	2628	2027	11562	
N of Miss	233	203	183	198	817	

Table 95: How many times in the past year (12 months) have you: carried a handgun?

Response	6	8	10	12	Total	
Never	95.9	94.6	95.5	95.4	95.4	<div></div>
1 to 2 times	2.8	3.0	2.1	1.8	2.5	<div></div>
3 to 5 times	0.5	1.2	0.7	0.9	0.8	<div></div>
6 to 9 times	0.2	0.4	0.4	0.3	0.3	<div></div>
10+ times	0.6	0.8	1.3	1.6	1.0	<div></div>
N of Valid	3729	3144	2614	2020	11507	
N of Miss	250	220	197	205	872	

Table 96: How many times in the past year (12 months) have you: sold illegal drugs?


Response	6	8	10	12	Total	
Never	99.5	98.7	96.5	95.8	97.9	
1 to 2 times	0.3	0.7	1.5	2.0	1.0	
3 to 5 times	0.1	0.3	1.0	1.0	0.5	
6 to 9 times	0.0	0.1	0.3	0.1	0.1	
10+ times	0.1	0.2	0.6	1.0	0.4	
N of Valid	3728	3142	2617	2022	11509	
N of Miss	251	222	194	203	870	

Table 97: How many times in the past year (12 months) have you: stolen or tried to steal a motor vehicle such as a car or motorcycle?


Response	6	8	10	12	Total	
Never	99.1	98.6	98.3	98.7	98.7	
1 to 2 times	0.6	1.0	1.1	0.7	0.8	
3 to 5 times	0.2	0.3	0.3	0.2	0.2	
6 to 9 times	0.0	0.1	0.1	0.0	0.1	
10+ times	0.1	0.1	0.2	0.3	0.1	
N of Valid	3728	3147	2615	2021	11511	
N of Miss	251	217	196	204	868	

Table 98: How many times in the past year (12 months) have you: participated in clubs, organizations or activities at school?


Response	6	8	10	12	Total	
Never	43.3	40.2	39.1	39.4	40.8	
1 to 2 times	26.3	22.9	17.4	14.3	21.2	
3 to 5 times	14.0	14.5	13.3	13.6	13.9	
6 to 9 times	4.5	4.9	5.5	6.4	5.2	
10+ times	11.9	17.5	24.7	26.3	18.9	
N of Valid	3730	3148	2619	2024	11521	
N of Miss	249	216	192	201	858	

Table 99: How many times in the past year (12 months) have you: been arrested?


Response	6	8	10	12	Total	
Never	98.5	97.6	96.4	97.9	97.7	
1 to 2 times	1.0	1.8	2.8	1.5	1.8	
3 to 5 times	0.2	0.2	0.5	0.3	0.3	
6 to 9 times	0.1	0.1	0.2	0.1	0.1	
10+ times	0.2	0.2	0.2	0.1	0.2	
N of Valid	3731	3145	2615	2022	11513	
N of Miss	248	219	196	203	866	

Table 100: How many times in the past year (12 months) have you: attacked someone with the idea of seriously hurting them?


Response	6	8	10	12	Total	
Never	91.9	91.3	92.6	95.0	92.4	
1 to 2 times	6.0	6.4	4.9	3.4	5.4	
3 to 5 times	1.1	1.2	1.5	0.9	1.2	
6 to 9 times	0.3	0.6	0.6	0.4	0.5	
10+ times	0.7	0.5	0.4	0.3	0.5	
N of Valid	3727	3145	2618	2022	11512	
N of Miss	252	219	193	203	867	

Table 101: How many times in the past year (12 months) have you: been drunk or high at school?


Response	6	8	10	12	Total	
Never	98.9	94.9	88.1	86.0	93.1	
1 to 2 times	0.8	2.9	6.0	6.3	3.5	
3 to 5 times	0.1	1.2	2.7	2.2	1.4	
6 to 9 times	0.1	0.4	0.9	1.5	0.6	
10+ times	0.2	0.7	2.3	4.0	1.5	
N of Valid	3730	3146	2619	2025	11520	
N of Miss	249	218	192	200	859	

Table 102: How many times in the past year (12 months) have you: taken a handgun to school?

Response	6	8	10	12	Total	
Never	99.7	99.6	99.5	99.4	99.6	
1 to 2 times	0.1	0.2	0.2	0.3	0.2	
3 to 5 times	0.1	0.1	0.1	0.1	0.1	
6 to 9 times	0.1	0.0	0.0	0.0	0.0	
10+ times	0.1	0.0	0.2	0.1	0.1	
N of Valid	3730	3142	2613	2022	11507	
N of Miss	249	222	198	203	872	

Table 103: How many times in the past year (12 months) have you: used e-cigarettes, e-cigars, or e-hookahs (vaping)?

Response	6	8	10	12	Total	
Never	99.7	99.6	99.5	99.4	99.6	
1 to 2 times	0.1	0.2	0.2	0.3	0.2	
3 to 5 times	0.1	0.1	0.1	0.1	0.1	
6 to 9 times	0.1	0.0	0.0	0.0	0.0	
10+ times	0.1	0.0	0.2	0.1	0.1	
N of Valid	3730	3142	2613	2022	11507	
N of Miss	249	222	198	203	872	

Table 104: Are you currently on probation, or assigned a probation officer with Juvenile Court?

Response	6	8	10	12	Total	
No	97.7	97.5	96.3	97.6	97.3	
Yes	2.3	2.5	3.7	2.4	2.7	
N of Valid	3389	2850	2421	1818	10478	
N of Miss	590	514	390	407	1901	

Table 105: Have you ever belonged to a gang?






Response	6	8	10	12	Total	
No	94.0	93.4	94.5	95.0	94.2	
No, but would like to	1.9	2.0	1.0	1.2	1.6	
Yes, in the past	2.3	2.1	1.9	1.6	2.0	
Yes, belong now	1.4	2.2	2.3	2.0	1.9	
Yes, but would like to get out	0.4	0.2	0.3	0.1	0.3	
N of Valid	3722	3129	2583	2001	11435	
N of Miss	257	235	228	224	944	

Table 106: If you have ever belonged to a gang, did that gang have a name?




Response	6	8	10	12	Total	
No	16.0	15.3	18.1	23.3	17.5	
Yes	4.0	4.7	4.6	3.7	4.3	
I have never belonged to a gang	80.1	80.0	77.3	73.0	78.2	
N of Valid	3715	3140	2586	1996	11437	
N of Miss	264	224	225	229	942	

Table 107: You are at a party at someone's house, and one of your friends offers you a drink containing alcohol. What would you say or do?





Response	6	8	10	12	Total	
Drink it	4.0	13.5	25.0	28.8	15.7	
Tell your friend, 'No thanks, I don't drink' and suggest that you and your friend go and do something else	48.7	44.1	35.3	29.6	41.0	
Just say, 'No thanks' and walk away	30.0	30.3	31.7	34.9	31.4	
Make up a good excuse, tell your friend you had something else to do, and leave	17.3	12.1	8.0	6.8	11.9	
N of Valid	3718	3126	2590	2010	11444	
N of Miss	261	238	221	215	935	

Table 108: How often do you attend religious services or activities?





Response	6	8	10	12	Total	
Never	25.7	21.0	20.3	22.8	22.7	
Rarely	25.1	23.8	26.7	28.1	25.7	
1-2 Times a Month	13.1	14.6	16.0	16.0	14.7	
About Once a Week or More	36.1	40.6	36.9	33.1	37.0	
N of Valid	3675	3133	2601	2017	11426	
N of Miss	304	231	210	208	953	

Table 109: I think sometimes it's okay to cheat at school.





Response	6	8	10	12	Total	
NO!	56.9	29.9	18.9	20.2	34.5	
no	33.2	43.2	35.9	32.6	36.4	
yes	8.7	23.4	36.3	36.3	23.8	
YES!	1.2	3.5	8.9	10.9	5.3	
N of Valid	3696	3133	2586	1994	11409	
N of Miss	283	231	225	231	970	

Table 110: It is important to think before you act.





Response	6	8	10	12	Total	
NO!	3.5	2.7	3.4	4.3	3.4	
no	2.8	3.4	2.1	1.6	2.6	
yes	26.8	40.9	39.2	34.6	34.9	
YES!	67.0	53.0	55.3	59.5	59.2	
N of Valid	3668	3114	2562	1981	11325	
N of Miss	311	250	249	244	1054	

Table 111: Sometimes I think that life is not worth it.





Response	6	8	10	12	Total	
NO!	51.7	39.9	36.3	39.3	42.8	
no	21.4	26.8	27.1	28.2	25.4	
yes	18.2	22.2	25.4	23.2	21.8	
YES!	8.7	11.1	11.2	9.3	10.0	
N of Valid	3639	3087	2560	1979	11265	
N of Miss	340	277	251	246	1114	

Table 112: At times I think I am no good at all.





Response	6	8	10	12	Total	
NO!	35.0	26.8	25.3	29.2	29.5	
no	23.6	26.8	25.6	27.9	25.7	
yes	28.9	32.0	35.2	31.0	31.6	
YES!	12.5	14.4	13.9	11.9	13.2	
N of Valid	3646	3098	2567	1982	11293	
N of Miss	333	266	244	243	1086	

Table 113: All in all, I am inclined to think that I am a failure.





Response	6	8	10	12	Total	
NO!	51.5	40.1	37.1	41.4	43.3	
no	27.0	34.0	33.8	34.2	31.7	
yes	14.4	17.2	19.6	16.3	16.7	
YES!	7.1	8.8	9.6	8.1	8.3	
N of Valid	3627	3081	2562	1983	11253	
N of Miss	352	283	249	242	1126	

Table 114: In the past year, have you felt depressed or sad MOST days, even if you felt okay sometimes?





Response	6	8	10	12	Total	
NO!	35.7	30.1	25.7	28.6	30.7	
no	19.6	22.1	22.7	22.9	21.6	
yes	28.5	28.1	29.7	28.0	28.6	
YES!	16.1	19.8	21.9	20.5	19.2	
N of Valid	3648	3093	2571	1979	11291	
N of Miss	331	271	240	246	1088	

Table 115: It is all right to beat up people if they start the fight.





Response	6	8	10	12	Total	
NO!	43.4	25.5	22.0	26.1	30.6	
no	20.4	23.7	22.3	20.4	21.8	
yes	18.6	28.5	27.8	27.2	24.9	
YES!	17.6	22.4	27.9	26.3	22.8	
N of Valid	3644	3100	2563	1982	11289	
N of Miss	335	264	248	243	1090	

Table 116: I think it is okay to take something without asking if you can get away with it.





Response	6	8	10	12	Total	
NO!	75.8	56.7	52.5	60.6	62.6	
no	21.3	37.5	39.5	33.0	31.9	
yes	2.1	4.9	5.9	5.1	4.2	
YES!	0.8	0.9	2.1	1.4	1.2	
N of Valid	3648	3093	2560	1975	11276	
N of Miss	331	271	251	250	1103	

Table 117: Where do you get the most information about living a drug and alcohol free life? Parents/guardians





Response	6	8	10	12	Total	
All the time	56.1	53.3	49.7	48.7	52.6	
Most	17.5	20.8	21.9	21.0	20.0	
Some	10.3	12.9	16.3	17.7	13.7	
Very little	16.1	13.0	12.1	12.6	13.7	
N of Valid	3545	3066	2553	1968	11132	
N of Miss	434	298	258	257	1247	

Table 118: Where do you get the most information about living a drug and alcohol free life? Friends





Response	6	8	10	12	Total	
All the time	22.0	16.3	13.3	15.1	17.2	
Most	14.3	16.5	15.3	14.4	15.1	
Some	22.1	27.5	28.1	25.7	25.6	
Very little	41.7	39.8	43.3	44.9	42.1	
N of Valid	3395	3007	2506	1949	10857	
N of Miss	584	357	305	276	1522	

Table 119: Where do you get the most information about living a drug and alcohol free life? Family members





Response	6	8	10	12	Total	
All the time	49.9	42.4	37.4	34.5	42.2	
Most	17.8	22.9	22.7	20.2	20.7	
Some	13.5	17.8	20.3	23.3	18.0	
Very little	18.8	16.9	19.6	22.1	19.0	
N of Valid	3470	3024	2526	1955	10975	
N of Miss	509	340	285	270	1404	

Table 120: Where do you get the most information about living a drug and alcohol free life? School





Response	6	8	10	12	Total	
All the time	57.6	47.2	42.9	39.8	48.2	
Most	17.1	22.4	24.1	21.7	21.0	
Some	10.1	17.0	20.6	22.2	16.6	
Very little	15.2	13.4	12.5	16.2	14.2	
N of Valid	3498	3045	2539	1960	11042	
N of Miss	481	319	272	265	1337	

Table 121: Where do you get the most information about living a drug and alcohol free life? Internet





Response	6	8	10	12	Total	
All the time	25.7	21.8	21.8	22.1	23.1	
Most	16.7	19.7	17.9	17.5	18.0	
Some	22.3	27.9	28.7	26.9	26.1	
Very little	35.2	30.6	31.6	33.6	32.8	
N of Valid	3427	3011	2529	1955	10922	
N of Miss	552	353	282	270	1457	

Table 122: Where do you get the most information about living a drug and alcohol free life? TV





Response	6	8	10	12	Total	
All the time	27.6	22.5	20.3	22.0	23.5	
Most	17.4	17.1	17.9	15.8	17.2	
Some	23.8	30.3	29.1	29.5	27.8	
Very little	31.2	30.2	32.7	32.7	31.5	
N of Valid	3444	3023	2533	1960	10960	
N of Miss	535	341	278	265	1419	

Table 123: Where do you get the most information about living a drug and alcohol free life? Social media





Response	6	8	10	12	Total	
All the time	20.9	19.2	18.6	19.9	19.7	
Most	13.8	14.2	13.8	14.8	14.1	
Some	20.3	26.2	26.8	26.4	24.5	
Very little	45.0	40.4	40.7	38.9	41.6	
N of Valid	3418	3011	2532	1961	10922	
N of Miss	561	353	279	264	1457	

Table 124: How much do you think people risk harming themselves (physically or in other ways) if they: smoked one or more packs of cigarettes per day?





Response	6	8	10	12	Total	
No risk	17.0	11.3	9.4	10.7	12.6	
Slight risk	7.3	7.7	6.5	6.1	7.0	
Moderate risk	16.2	19.3	15.7	15.5	16.8	
Great risk	59.4	61.7	68.5	67.7	63.6	
N of Valid	3591	3054	2553	1957	11155	
N of Miss	388	310	258	268	1224	

Table 125: How much do you think people risk harming themselves (physically or in other ways) if they: try marijuana once or twice?





Response	6	8	10	12	Total	
No risk	21.0	24.7	42.2	50.6	32.1	
Slight risk	23.6	31.1	29.6	26.2	27.5	
Moderate risk	23.2	20.8	14.5	11.9	18.5	
Great risk	32.2	23.4	13.7	11.4	21.9	
N of Valid	3549	3039	2525	1946	11059	
N of Miss	430	325	286	279	1320	

Table 126: How much do you think people risk harming themselves (physically or in other ways) if they: smoke marijuana once or twice a week?


Response	6	8	10	12	Total	
No risk	19.3	18.7	28.3	35.9	24.1	
Slight risk	10.1	17.2	24.8	26.8	18.4	
Moderate risk	23.0	26.4	25.3	19.2	23.8	
Great risk	47.6	37.6	21.7	18.1	33.7	
N of Valid	3522	3020	2533	1941	11016	
N of Miss	457	344	278	284	1363	

Table 127: How much do you think people risk harming themselves (physically or in other ways) if they: take one or two drinks of an alcoholic beverage (beer, wine, liquor) nearly every day?


Response	6	8	10	12	Total	
No risk	18.1	13.4	12.7	13.6	14.8	
Slight risk	13.4	16.6	20.1	19.5	16.9	
Moderate risk	23.5	27.6	28.4	29.2	26.8	
Great risk	44.9	42.4	38.7	37.7	41.5	
N of Valid	3562	3044	2536	1945	11087	
N of Miss	417	320	275	280	1292	

Table 128: How much do you think people risk harming themselves (physically or in other ways) if they: have five or more drinks of an alcoholic beverage once or twice a weekend?


Response	6	8	10	12	Total	
No risk	17.3	12.0	11.3	12.1	13.5	
Slight risk	7.7	10.3	12.2	14.7	10.7	
Moderate risk	20.1	24.0	29.4	27.6	24.6	
Great risk	54.9	53.7	47.1	45.6	51.2	
N of Valid	3555	3037	2541	1950	11083	
N of Miss	424	327	270	275	1296	

Table 129: How much do you think people risk harming themselves (physically or in other ways) if they: use prescription drugs that are not prescribed to them?

Response	6	8	10	12	Total	
No risk	16.8	11.2	9.3	10.2	12.4	
Slight risk	5.0	7.1	7.1	6.7	6.3	
Moderate risk	14.9	18.7	18.7	19.4	17.6	
Great risk	63.3	63.0	64.9	63.7	63.7	
N of Valid	3551	3037	2534	1945	11067	
N of Miss	428	327	277	280	1312	

Table 130: How much do you think people risk harming themselves (physically or in other ways) if they: use non-prescription drugs to get high?

Response	6	8	10	12	Total	
No risk	17.3	11.4	9.4	9.9	12.6	
Slight risk	4.1	6.5	5.7	6.4	5.5	
Moderate risk	14.3	17.8	19.3	17.5	17.0	
Great risk	64.3	64.3	65.5	66.2	64.9	
N of Valid	3548	3037	2534	1947	11066	
N of Miss	431	327	277	278	1313	

Table 131: How much do you think people risk harming themselves (physically or in other ways) if they: use e-cigarettes, e-cigars, or e-hookahs?

Response	6	8	10	12	Total	
No risk	17.3	14.3	14.0	15.7	15.5	
Slight risk	9.2	17.6	23.2	23.0	17.2	
Moderate risk	19.8	26.2	28.3	26.7	24.7	
Great risk	53.6	41.8	34.5	34.6	42.6	
N of Valid	3534	3021	2530	1940	11025	
N of Miss	445	343	281	285	1354	

Table 132: Have you ever used smokeless tobacco (chew, snuff, plug, dipping tobacco, or chewing tobacco)?






Response	6	8	10	12	Total	
Never	97.3	96.1	93.8	91.5	95.2	
Once or Twice	2.1	3.1	3.9	4.1	3.1	
Once in a while but not regularly	0.4	0.5	0.9	2.1	0.8	
Regularly in the past	0.2	0.2	1.0	1.8	0.6	
Regularly now	0.0	0.2	0.4	0.6	0.3	
N of Valid	3509	3004	2499	1920	10932	
N of Miss	470	360	312	305	1447	

Table 133: How often have you used smokeless tobacco during the past 30 days?







Response	6	8	10	12	Total	
Not at all	99.2	98.8	97.8	96.4	98.3	
Once or twice	0.6	0.7	0.9	1.7	0.9	
Once or twice per week	0.2	0.2	0.6	0.5	0.3	
Three to five times per week	0.0	0.1	0.3	0.4	0.2	
About once a day	0.0	0.1	0.0	0.2	0.1	
More than once a day	0.1	0.2	0.4	0.8	0.3	
N of Valid	3525	2990	2499	1913	10927	
N of Miss	454	374	312	312	1452	

Table 134: Have you ever smoked cigarettes?






Response	6	8	10	12	Total	
Never	95.9	91.8	88.8	83.2	90.9	
Once or Twice	3.3	6.4	7.5	10.4	6.3	
Once in a while but not regularly	0.5	0.8	1.7	3.8	1.4	
Regularly in the past	0.2	0.6	1.3	2.1	0.9	
Regularly now	0.1	0.4	0.6	0.6	0.4	
N of Valid	3508	2990	2484	1910	10892	
N of Miss	471	374	327	315	1487	

Table 135: How frequently have you smoked cigarettes during the past 30 days?

Response	6	8	10	12	Total	
Not at all	99.4	98.5	97.7	96.4	98.2	
Less than one cigarette per day	0.3	0.8	1.4	2.1	1.0	
One to five cigarettes per day	0.1	0.4	0.4	0.9	0.4	
About one-half pack per day	0.1	0.2	0.2	0.2	0.2	
About one pack per day	0.0	0.1	0.1	0.1	0.1	
About one and one-half packs per day	0.0	0.0	0.2	0.2	0.1	
Two packs or more per day	0.0	0.1	0.1	0.2	0.1	
N of Valid	3526	2997	2491	1915	10929	
N of Miss	453	367	320	310	1450	

Table 136: Which statement best describes rules about smoking inside your home or your family cars?

Response	6	8	10	12	Total	
Smoking is not allowed anywhere inside your home or cars	63.7	63.3	66.0	70.1	65.3	
Smoking is allowed in some places and at some times or in some cars	8.2	9.1	9.9	8.2	8.8	
Smoking is allowed anywhere inside the home or cars	2.5	3.1	3.2	2.9	2.9	
There are no rules about smoking inside the home or cars	3.0	3.8	3.7	4.7	3.7	
I don't know	22.6	20.6	17.3	14.0	19.3	
N of Valid	3517	2991	2501	1917	10926	
N of Miss	462	373	310	308	1453	

Table 137: Have you ever used e-cigarettes, e-cigars, or e-hookahs (vaping)?

Response	6	8	10	12	Total	
Never	95.3	82.4	68.7	67.3	80.7	
Once or Twice	2.9	9.8	13.6	11.3	8.7	
Once in a while but not regularly	1.0	3.6	7.3	6.8	4.2	
Regularly in the past	0.4	2.5	5.1	6.2	3.1	
Regularly now	0.5	1.7	5.3	8.4	3.3	
N of Valid	3484	2973	2494	1911	10862	
N of Miss	495	391	317	314	1517	

Table 138: How frequently have you used e-cigarettes, e-cigars, or e-hookahs (vaping)?








Response	6	8	10	12	Total	
Not at all	98.0	92.1	82.5	78.8	89.4	
Less than 10 puffs per day	1.4	4.5	10.0	9.0	5.6	
10 to 50 puffs per day	0.4	2.0	4.7	7.8	3.1	
About one-half cartomiser per day	0.0	0.7	1.4	2.4	1.0	
About one cartomiser per day	0.1	0.2	1.0	1.4	0.6	
About one and one-half cartomisers per day	0.1	0.1	0.2	0.5	0.2	
Two cartomisers or more per day	0.1	0.3	0.3	0.1	0.2	
N of Valid	3458	2960	2487	1903	10808	
N of Miss	521	404	324	322	1571	

Table 139: During this school year, were you taught in any of your classes about the dangers of tobacco use?






Response	6	8	10	12	Total	
Never	29.3	34.0	36.4	46.5	35.2	
Rarely	14.5	18.1	19.7	19.8	17.6	
Sometimes	18.7	21.7	22.1	17.9	20.2	
Often	18.6	16.3	13.4	8.7	15.0	
Almost always	18.9	9.9	8.4	7.0	12.0	
N of Valid	3496	2988	2499	1911	10894	
N of Miss	483	376	312	314	1485	

Table 140: During the past 12 months, have you participated in any community activities to discourage people your age from using cigarettes, chewing tobacco, snuff, dip or cigars, e-cigarettes, e-cigars, or e-hookahs?






Response	6	8	10	12	Total	
Never	66.6	72.2	75.9	79.1	72.5	
Rarely	13.3	13.2	11.1	10.5	12.3	
Sometimes	9.6	8.6	7.0	5.8	8.0	
Often	5.6	3.9	3.5	2.4	4.1	
Almost always	4.9	2.1	2.6	2.3	3.1	
N of Valid	3465	2978	2500	1896	10839	
N of Miss	514	386	311	329	1540	

Table 141: Think back over the last two weeks. How many times have you had five or more alcoholic drinks in a row?


Response	6	8	10	12	Total	
None	98.6	95.8	90.3	86.8	93.9	
Once	0.8	2.1	5.0	5.6	2.9	
Twice	0.4	0.9	2.6	3.6	1.6	
3-5 times	0.1	0.7	1.2	2.6	1.0	
6-9 times	0.0	0.2	0.2	0.7	0.3	
10 or more times	0.1	0.3	0.6	0.6	0.4	
N of Valid	3431	2941	2468	1871	10711	
N of Miss	548	423	343	354	1668	

Table 142: During the past 30 days, how many times did you ride in a car or other vehicle driven by someone who had been drinking alcohol or using drugs to get high?


Response	6	8	10	12	Total	
0 times	91.0	87.0	84.3	81.8	86.7	
1 time	4.8	5.6	6.1	7.3	5.8	
2 or 3 times	2.1	4.0	5.6	5.6	4.0	
4 or 5 times	0.6	1.0	1.5	1.6	1.1	
6 or more times	1.4	2.3	2.6	3.7	2.3	
N of Valid	3437	2957	2470	1882	10746	
N of Miss	542	407	341	343	1633	

Table 143: During the past 30 days, how many times did you drive a car or other vehicle when you had been drinking alcohol or using drugs to get high?


Response	6	8	10	12	Total	
I did not drive a car in the past 30 days	51.8	57.5	48.0	32.6	49.1	
0 times	47.0	40.6	48.7	58.3	47.6	
1 time	0.5	0.8	1.1	3.2	1.2	
2 or 3 times	0.3	0.5	1.3	2.7	1.0	
4 or 5 times	0.1	0.2	0.3	0.6	0.3	
6 or more times	0.3	0.5	0.6	2.7	0.8	
N of Valid	3373	2931	2461	1883	10648	
N of Miss	606	433	350	342	1731	

Table 144: If you drank alcohol (not just a sip or taste) in the past year, where did you usually drink it?

Response	6	8	10	12	Total	
I did not drink alcohol in the past year	94.8	86.4	70.7	64.1	81.5	
At my home	3.0	6.7	12.2	10.8	7.5	
At someone else's home	0.9	4.8	14.2	20.7	8.6	
At an open area like a park, beach, field, back road, woods, or a street corner	0.4	0.8	1.0	1.0	0.7	
At a sporting event or concert	0.1	0.3	0.2	0.5	0.2	
At a restaurant, bar, or a nightclub	0.4	0.4	0.4	0.6	0.5	
At an empty building or a construction site	0.2	0.2	0.2	0.1	0.2	
At a hotel/motel	0.1	0.2	0.7	1.5	0.5	
An a car	0.0	0.1	0.2	0.3	0.1	
At school	0.1	0.2	0.2	0.4	0.2	
N of Valid	3379	2914	2460	1872	10625	
N of Miss	600	450	351	353	1754	

Table 145: How do you feel about someone your age having one or two drinks of an alcoholic beverage nearly every day?

Response	6	8	10	12	Total	
Neither approve nor disapprove	19.4	24.9	30.4	31.7	25.6	
Somewhat disapprove	6.4	14.8	18.6	18.7	13.7	
Strongly disapprove	58.8	46.5	39.0	37.5	47.1	
Don't know or can't say	15.5	13.8	12.0	12.1	13.6	
N of Valid	3413	2953	2483	1887	10736	
N of Miss	566	411	328	338	1643	

Table 146: On how many occasions have you had alcoholic beverages (beer, wine or hard liquor) to drink in your lifetime - more than just a few sips?

Response	6	8	10	12	Total	
0	93.0	82.4	65.3	60.7	78.0	
1-2	5.0	9.5	13.9	12.1	9.5	
3-5	1.1	4.3	8.9	8.7	5.1	
6-9	0.4	1.2	4.4	4.7	2.3	
10+	0.5	2.6	7.5	13.8	5.0	
N of Valid	3415	2938	2459	1871	10683	
N of Miss	564	426	352	354	1696	

Table 147: On how many occasions have you drunk one of more drinks of an alcoholic beverage during the past 30 days?






Response	6	8	10	12	Total	
0	98.9	95.0	86.4	81.4	91.9	
1-2	0.9	3.7	9.0	11.7	5.4	
3-5	0.1	0.9	3.1	3.9	1.7	
6-9	0.0	0.3	0.8	1.2	0.5	
10+	0.0	0.2	0.8	1.9	0.6	
N of Valid	3403	2927	2458	1867	10655	
N of Miss	576	437	353	358	1724	

Table 148: On how many occasions have you used marijuana (grass, pot) or hashish (hash, hash oil) in your lifetime?






Response	6	8	10	12	Total	
0	98.3	91.8	76.5	68.0	86.2	
1-2	1.1	3.6	8.0	7.2	4.4	
3-5	0.2	1.3	4.5	5.5	2.4	
6-9	0.1	1.0	2.5	3.2	1.4	
10+	0.4	2.3	8.6	16.1	5.5	
N of Valid	3405	2923	2448	1862	10638	
N of Miss	574	441	363	363	1741	

Table 149: On how many occasions have you used marijuana (grass, pot) or hashish (hash, hash oil) during the past 30 days?






Response	6	8	10	12	Total	
0	99.4	96.6	89.0	81.2	93.0	
1-2	0.3	1.4	4.5	7.2	2.8	
3-5	0.1	0.9	2.5	2.8	1.4	
6-9	0.0	0.2	0.8	1.9	0.6	
10+	0.1	0.8	3.2	6.8	2.2	
N of Valid	3389	2915	2445	1869	10618	
N of Miss	590	449	366	356	1761	

Table 150: On how many occasions have you used LSD or other psychedelics in your lifetime?


Response	6	8	10	12	Total	
0	99.8	99.4	98.4	95.9	98.7	
1-2	0.1	0.5	1.3	2.5	0.9	
3-5	0.0	0.1	0.1	0.9	0.2	
6-9	0.0	0.0	0.1	0.5	0.1	
10+	0.0	0.0	0.1	0.3	0.1	
N of Valid	3368	2918	2453	1868	10607	
N of Miss	611	446	358	357	1772	

Table 151: On how many occasions have you used LSD or other psychedelics during the past 30 days?


Response	6	8	10	12	Total	
0	99.8	99.8	99.5	99.1	99.6	
1-2	0.1	0.2	0.4	0.7	0.3	
3-5	0.1	0.0	0.0	0.1	0.0	
6-9	0.0	0.0	0.0	0.0	0.0	
10+	0.1	0.0	0.1	0.1	0.1	
N of Valid	3357	2910	2453	1869	10589	
N of Miss	622	454	358	356	1790	

Table 152: On how many occasions have you used cocaine or crack in your lifetime?


Response	6	8	10	12	Total	
0	99.6	99.6	99.4	98.2	99.3	
1-2	0.3	0.3	0.4	1.2	0.5	
3-5	0.0	0.0	0.1	0.3	0.1	
6-9	0.0	0.0	0.0	0.1	0.0	
10+	0.1	0.0	0.1	0.3	0.1	
N of Valid	3385	2914	2453	1868	10620	
N of Miss	594	450	358	357	1759	

Table 153: On how many occasions have you used cocaine or crack during the past 30 days?






Response	6	8	10	12	Total	
0	99.7	99.9	99.8	99.6	99.8	
1-2	0.1	0.0	0.0	0.3	0.1	
3-5	0.1	0.1	0.1	0.0	0.1	
6-9	0.1	0.0	0.0	0.0	0.0	
10+	0.1	0.0	0.1	0.2	0.1	
N of Valid	3372	2910	2448	1867	10597	
N of Miss	607	454	363	358	1782	

Table 154: On how many occasions have you sniffed glue, breathed the contents of an aerosol spray can, or inhaled other gases or sprays, in order to get high in your lifetime?






Response	6	8	10	12	Total	
0	96.5	93.8	95.6	97.0	95.6	
1-2	2.4	3.8	2.8	2.0	2.8	
3-5	0.5	1.2	0.8	0.4	0.7	
6-9	0.2	0.3	0.2	0.3	0.3	
10+	0.4	1.0	0.5	0.3	0.6	
N of Valid	3381	2914	2452	1864	10611	
N of Miss	598	450	359	361	1768	

Table 155: On how many occasions have you sniffed glue, breathed the contents of an aerosol spray can, or inhaled other gases or sprays, in order to get high during the past 30 days?






Response	6	8	10	12	Total	
0	98.2	98.0	98.6	99.5	98.5	
1-2	1.2	1.4	0.7	0.2	1.0	
3-5	0.3	0.5	0.3	0.1	0.3	
6-9	0.1	0.1	0.1	0.1	0.1	
10+	0.2	0.0	0.3	0.1	0.2	
N of Valid	3355	2906	2437	1858	10556	
N of Miss	624	458	374	367	1823	

Table 156: On how many occasions have you used Pegaramide (peg, Peggy, etc.) in your lifetime?


Response	6	8	10	12	Total	
0	100.0	100.0	100.0	100.0	100.0	
1-2	0.0	0.0	0.0	0.0	0.0	
3-5	0.0	0.0	0.0	0.0	0.0	
6-9	0.0	0.0	0.0	0.0	0.0	
10+	0.0	0.0	0.0	0.0	0.0	
N of Valid	3341	2902	2448	1865	10556	
N of Miss	638	462	363	360	1823	

Table 157: On how many occasions have you used Pegaramide (peg, Peggy, etc.) during the past 30 days?


Response	6	8	10	12	Total	
0	100.0	100.0	100.0	100.0	100.0	
1-2	0.0	0.0	0.0	0.0	0.0	
3-5	0.0	0.0	0.0	0.0	0.0	
6-9	0.0	0.0	0.0	0.0	0.0	
10+	0.0	0.0	0.0	0.0	0.0	
N of Valid	3332	2901	2445	1862	10540	
N of Miss	647	463	366	363	1839	

Table 158: On how many occasions have you used synthetic marijuana (K2, spice) in your lifetime?






Response	6	8	10	12	Total	
0	99.4	98.9	98.5	98.3	98.9	
1-2	0.4	0.6	0.9	1.0	0.7	
3-5	0.1	0.3	0.2	0.4	0.2	
6-9	0.0	0.1	0.0	0.1	0.0	
10+	0.1	0.2	0.4	0.2	0.2	
N of Valid	3371	2908	2446	1864	10589	
N of Miss	608	456	365	361	1790	

Table 159: On how many occasions have you used synthetic marijuana (K2, spice) during the past 30 days?






Response	6	8	10	12	Total	
0	99.7	99.6	99.4	99.7	99.6	
1-2	0.2	0.1	0.3	0.2	0.2	
3-5	0.0	0.1	0.2	0.1	0.1	
6-9	0.0	0.0	0.0	0.0	0.0	
10+	0.1	0.2	0.0	0.1	0.1	
N of Valid	3356	2895	2448	1860	10559	
N of Miss	623	469	363	365	1820	

Table 160: On how many occasions have you used methamphetamines (meth, speed, crank, crystal meth) in your lifetime?






Response	6	8	10	12	Total	
0	99.7	99.8	99.5	99.0	99.5	
1-2	0.2	0.1	0.3	0.7	0.3	
3-5	0.0	0.0	0.1	0.1	0.1	
6-9	0.0	0.0	0.0	0.1	0.0	
10+	0.1	0.1	0.1	0.1	0.1	
N of Valid	3366	2904	2446	1864	10580	
N of Miss	613	460	365	361	1799	

Table 161: On how many occasions have you used methamphetamines (meth, speed, crank, crystal meth) in the past 30 days?






Response	6	8	10	12	Total	
0	99.8	99.9	99.7	99.6	99.8	
1-2	0.1	0.0	0.2	0.2	0.1	
3-5	0.0	0.0	0.0	0.1	0.0	
6-9	0.0	0.0	0.0	0.1	0.0	
10+	0.1	0.1	0.0	0.1	0.1	
N of Valid	3351	2897	2440	1857	10545	
N of Miss	628	467	371	368	1834	

Table 162: On how many occasions have you used other chemical products (bath salts, plant food, etc.) in your lifetime?






Response	6	8	10	12	Total	
0	96.6	97.9	99.3	99.5	98.1	
1-2	1.6	1.2	0.5	0.3	1.0	
3-5	0.7	0.3	0.1	0.2	0.4	
6-9	0.2	0.0	0.0	0.1	0.1	
10+	0.8	0.5	0.1	0.0	0.4	
N of Valid	3349	2899	2446	1858	10552	
N of Miss	630	465	365	367	1827	

Table 163: On how many occasions have you used other chemical products (bath salts, plant food, etc.) during the past 30 days?






Response	6	8	10	12	Total	
0	98.5	98.9	99.8	100.0	99.2	
1-2	1.0	0.7	0.2	0.0	0.5	
3-5	0.1	0.1	0.0	0.0	0.1	
6-9	0.2	0.0	0.0	0.0	0.1	
10+	0.1	0.3	0.0	0.0	0.1	
N of Valid	3334	2892	2441	1861	10528	
N of Miss	645	472	370	364	1851	

Table 164: On how many occasions have you used heroin or other opiates in your lifetime?






Response	6	8	10	12	Total	
0	99.6	99.8	99.1	98.8	99.4	
1-2	0.3	0.2	0.5	0.5	0.3	
3-5	0.0	0.0	0.1	0.3	0.1	
6-9	0.0	0.0	0.1	0.1	0.1	
10+	0.0	0.0	0.2	0.3	0.1	
N of Valid	3333	2895	2442	1861	10531	
N of Miss	646	469	369	364	1848	

Table 165: On how many occasions have you used heroin or other opiates during the past 30 days?






Response	6	8	10	12	Total	
0	99.9	99.9	99.6	99.5	99.8	
1-2	0.1	0.1	0.2	0.4	0.2	
3-5	0.0	0.0	0.0	0.1	0.0	
6-9	0.0	0.0	0.0	0.0	0.0	
10+	0.0	0.0	0.0	0.1	0.0	
N of Valid	3299	2864	2401	1846	10410	
N of Miss	680	500	410	379	1969	

Table 166: On how many occasions have you used MDMA ('X', 'E', or ecstasy) in your lifetime?






Response	6	8	10	12	Total	
0	99.9	99.5	99.1	97.4	99.1	
1-2	0.1	0.4	0.6	1.3	0.5	
3-5	0.0	0.1	0.1	0.8	0.2	
6-9	0.0	0.0	0.0	0.3	0.1	
10+	0.0	0.0	0.2	0.3	0.1	
N of Valid	3293	2877	2439	1859	10468	
N of Miss	686	487	372	366	1911	

Table 167: On how many occasions have you used MDMA ('X', 'E', or ecstasy) during the past 30 days?






Response	6	8	10	12	Total	
0	99.9	99.7	99.8	99.3	99.7	
1-2	0.1	0.2	0.1	0.3	0.2	
3-5	0.0	0.0	0.0	0.2	0.0	
6-9	0.0	0.0	0.0	0.1	0.0	
10+	0.0	0.0	0.1	0.1	0.1	
N of Valid	3281	2878	2433	1856	10448	
N of Miss	698	486	378	369	1931	

Table 168: On how many occasions have you taken prescription drugs (such as Valium, Xanax, Ritalin, Adderall, OxyContin, Tramadol, or sleeping pills) not prescribed to you in your lifetime?

Response	6	8	10	12	Total	
0	97.0	95.1	93.7	92.1	94.9	
1-2	1.4	2.4	2.5	3.7	2.3	
3-5	0.4	1.0	1.5	1.5	1.0	
6-9	0.2	0.2	0.5	0.7	0.4	
10+	0.9	1.3	1.8	2.1	1.4	
N of Valid	3338	2898	2445	1858	10539	
N of Miss	641	466	366	367	1840	

Table 169: On how many occasions have you taken prescription drugs (such as Valium, Xanax, Ritalin, Adderall, OxyContin, Tramadol, or sleeping pills) not prescribed to you during the past 30 days?

Response	6	8	10	12	Total	
0	98.3	97.4	97.3	97.4	97.7	
1-2	1.2	1.5	1.4	1.5	1.4	
3-5	0.1	0.6	0.5	0.6	0.4	
6-9	0.2	0.0	0.1	0.2	0.1	
10+	0.2	0.4	0.8	0.3	0.4	
N of Valid	3328	2892	2444	1858	10522	
N of Miss	651	472	367	367	1857	

Table 170: On how many occasions have you taken non-prescription medicines such as diet pills (for example, Dietac, Dexatrim or Prolamine), stay-awake pills (for example No-Doz, Vivarin, or Wake), or cough or cold medicines (robos, DXM, etc.) to get high in your lifetime?

Response	6	8	10	12	Total	
0	99.0	97.8	97.0	97.5	97.9	
1-2	0.5	1.2	1.2	0.9	0.9	
3-5	0.1	0.4	0.8	0.7	0.5	
6-9	0.1	0.2	0.3	0.2	0.2	
10+	0.2	0.4	0.7	0.6	0.5	
N of Valid	3336	2895	2443	1854	10528	
N of Miss	643	469	368	371	1851	

Table 171: On how many occasions have you taken non-prescription medicines such as diet pills (for example, Dietac, Dexatrim or Prolamine), stay-awake pills (for example No-Doz, Vivarin, or Wake), or cough or cold medicines (robos, DXM, etc.) to get high during the past 30 days?






Response	6	8	10	12	Total	
0	99.4	99.0	98.6	99.1	99.0	
1-2	0.5	0.6	0.8	0.3	0.6	
3-5	0.0	0.1	0.3	0.4	0.2	
6-9	0.1	0.1	0.1	0.1	0.1	
10+	0.1	0.1	0.3	0.1	0.1	
N of Valid	3333	2891	2439	1857	10520	
N of Miss	646	473	372	368	1859	

Table 172: On how many occasions have you been drunk or very high from drinking alcoholic beverages during the past 30 days?






Response	6	8	10	12	Total	
0	99.4	97.3	92.2	88.3	95.2	
1-2	0.5	1.7	4.9	6.4	2.9	
3-5	0.1	0.5	1.6	2.6	1.0	
6-9	0.1	0.3	0.7	0.9	0.4	
10+	0.0	0.2	0.6	1.8	0.5	
N of Valid	3327	2888	2438	1853	10506	
N of Miss	652	476	373	372	1873	

Table 173: On how many occasions have you drunk flavored alcoholic beverages, sometimes called 'alcopops' (like Mike's Hard Lemonade, Smirnoff Ice, Bacardi Breezers, etc.) in your lifetime?






Response	6	8	10	12	Total	
0	97.7	91.6	81.8	76.9	88.6	
1-2	1.9	4.5	6.7	6.8	4.6	
3-5	0.3	2.0	5.2	5.4	2.8	
6-9	0.1	0.7	2.0	3.7	1.3	
10+	0.1	1.2	4.3	7.2	2.6	
N of Valid	3328	2901	2440	1858	10527	
N of Miss	651	463	371	367	1852	

Table 174: On how many occasions have you drunk flavored alcoholic beverages, sometimes called 'alcopops' (like Mike's Hard Lemonade, Smirnoff Ice, Bacardi Breezers, etc.) during the past 30 days?






Response	6	8	10	12	Total	
0	99.2	96.7	92.4	89.2	95.2	
1-2	0.7	2.1	4.7	6.5	3.0	
3-5	0.1	0.7	1.6	2.5	1.0	
6-9	0.1	0.3	0.6	1.0	0.4	
10+	0.0	0.2	0.7	0.8	0.4	
N of Valid	3320	2892	2443	1859	10514	
N of Miss	659	472	368	366	1865	

Table 175: If you smoked cigarettes (not just a puff or drag) in the past year, how did you usually get them?













Response	6	8	10	12	Total	
I did not smoke cigarettes in the past year	96.1	95.3	92.6	90.0	94.0	
I bought them myself with a fake ID	0.2	0.1	0.2	0.2	0.1	
I bought them myself without a fake ID	0.0	0.1	0.1	0.8	0.2	
I got them from someone I know age 18 or older	0.4	0.7	1.5	4.0	1.4	
I got them from someone I know under age 18	0.2	0.7	1.1	0.7	0.6	
I got them from my brother or sister	0.1	0.1	0.2	0.2	0.2	
I got them from home with my parents' permission	0.1	0.0	0.2	0.4	0.2	
I got them from home without my parents' permission	0.3	0.7	0.9	0.5	0.6	
I got them from another relative	0.1	0.4	0.8	0.3	0.3	
A stranger bought them for me	0.1	0.1	0.2	0.3	0.1	
I took them from a store or shop	0.2	0.1	0.1	0.1	0.1	
Other	2.2	1.9	2.2	2.5	2.1	
N of Valid	3234	2843	2396	1818	10291	
N of Miss	745	521	415	407	2088	

Table 176: If you used e-cigarettes, e-cigars, or e-hookahs (not just a puff or drag) in the past year, how did you usually get them? - I did not use e-cigarettes, e-cigars, or e-hookahs in the past year



Response	6	8	10	12	Total	
No	2.6	9.5	20.5	23.0	12.3	
Yes	97.4	90.5	79.5	77.0	87.7	
N of Valid	3172	2818	2384	1818	10192	
N of Miss	0	0	0	0	0	

Table 177: If you used e-cigarettes, e-cigars, or e-hookahs (not just a puff or drag) in the past year, how did you usually get them? - I bought them in a store such as a convenience store, supermarket, discount store, or gas station



Response	6	8	10	12	Total	
No	99.5	99.5	98.9	96.7	98.9	
Yes	0.5	0.5	1.1	3.3	1.1	
N of Valid	3172	2818	2384	1818	10192	
N of Miss	0	0	0	0	0	

Table 178: If you used e-cigarettes, e-cigars, or e-hookahs (not just a puff or drag) in the past year, how did you usually get them? - I got them on the Internet



Response	6	8	10	12	Total	
No	99.8	99.3	99.1	98.8	99.3	
Yes	0.2	0.7	0.9	1.2	0.7	
N of Valid	3172	2818	2384	1818	10192	
N of Miss	0	0	0	0	0	

Table 179: If you used e-cigarettes, e-cigars, or e-hookahs (not just a puff or drag) in the past year, how did you usually get them? - I got them at a store that sells electronic cigarettes, such as a "vape shop"



Response	6	8	10	12	Total	
No	99.7	99.7	98.6	97.5	99.1	
Yes	0.3	0.3	1.4	2.5	0.9	
N of Valid	3172	2818	2384	1818	10192	
N of Miss	0	0	0	0	0	

Table 180: If you used e-cigarettes, e-cigars, or e-hookahs (not just a puff or drag) in the past year, how did you usually get them? - I got them from a family member



Response	6	8	10	12	Total	
No	99.1	97.1	96.3	96.7	97.4	
Yes	0.9	2.9	3.7	3.3	2.6	
N of Valid	3172	2818	2384	1818	10192	
N of Miss	0	0	0	0	0	

Table 181: If you used e-cigarettes, e-cigars, or e-hookahs (not just a puff or drag) in the past year, how did you usually get them? - I got them from a friend



Response	6	8	10	12	Total	
No	99.0	93.8	84.7	84.0	91.5	
Yes	1.0	6.2	15.3	16.0	8.5	
N of Valid	3172	2818	2384	1818	10192	
N of Miss	0	0	0	0	0	

Table 182: If you used e-cigarettes, e-cigars, or e-hookahs (not just a puff or drag) in the past year, how did you usually get them? - A stranger got them for me



Response	6	8	10	12	Total	
No	99.8	99.5	98.8	99.1	99.4	
Yes	0.2	0.5	1.2	0.9	0.6	
N of Valid	3172	2818	2384	1818	10192	
N of Miss	0	0	0	0	0	

Table 183: If you used e-cigarettes, e-cigars, or e-hookahs (not just a puff or drag) in the past year, how did you usually get them? - I took them from a store or shop



Response	6	8	10	12	Total	
No	99.9	99.9	99.6	99.7	99.8	
Yes	0.1	0.1	0.4	0.3	0.2	
N of Valid	3172	2818	2384	1818	10192	
N of Miss	0	0	0	0	0	

Table 184: If you used e-cigarettes, e-cigars, or e-hookahs (not just a puff or drag) in the past year, how did you usually get them? - I got them some other way



Response	6	8	10	12	Total	
No	99.2	98.3	97.5	97.3	98.2	
Yes	0.8	1.7	2.5	2.7	1.8	
N of Valid	3172	2818	2384	1818	10192	
N of Miss	0	0	0	0	0	

Table 185: If you used marijuana (grass, pot) (not just a puff or drag) in the past year, how did you usually get it? - I did not use marijuana (grass, pot) in the past year



Response	6	8	10	12	Total	
No	2.9	7.9	21.7	29.6	13.5	
Yes	97.1	92.1	78.3	70.4	86.5	
N of Valid	3162	2805	2382	1812	10161	
N of Miss	0	0	0	0	0	

Table 186: If you used marijuana (grass, pot) (not just a puff or drag) in the past year, how did you usually get it? - I bought it myself



Response	6	8	10	12	Total	
No	99.7	97.5	92.7	87.3	95.2	
Yes	0.3	2.5	7.3	12.7	4.8	
N of Valid	3162	2805	2382	1812	10161	
N of Miss	0	0	0	0	0	

Table 187: If you used marijuana (grass, pot) (not just a puff or drag) in the past year, how did you usually get it? - I got it from someone at school



Response	6	8	10	12	Total	
No	99.7	98.7	95.0	95.4	97.6	
Yes	0.3	1.3	5.0	4.6	2.4	
N of Valid	3162	2805	2382	1812	10161	
N of Miss	0	0	0	0	0	

Table 188: If you used marijuana (grass, pot) (not just a puff or drag) in the past year, how did you usually get it? - I got it from someone with a medical marijuana card



Response	6	8	10	12	Total	
No	99.7	99.6	99.4	98.6	99.4	
Yes	0.3	0.4	0.6	1.4	0.6	
N of Valid	3162	2805	2382	1812	10161	
N of Miss	0	0	0	0	0	

Table 189: If you used marijuana (grass, pot) (not just a puff or drag) in the past year, how did you usually get it? - I got it from my brother or sister



Response	6	8	10	12	Total	
No	99.6	98.9	97.4	97.8	98.6	
Yes	0.4	1.1	2.6	2.2	1.4	
N of Valid	3162	2805	2382	1812	10161	
N of Miss	0	0	0	0	0	

Table 190: If you used marijuana (grass, pot) (not just a puff or drag) in the past year, how did you usually get it? - I got it from another relative



Response	6	8	10	12	Total	
No	99.6	98.6	96.6	97.4	98.2	
Yes	0.4	1.4	3.4	2.6	1.8	
N of Valid	3162	2805	2382	1812	10161	
N of Miss	0	0	0	0	0	

Table 191: If you used marijuana (grass, pot) (not just a puff or drag) in the past year, how did you usually get it? - Other



Response	6	8	10	12	Total	
No	97.8	96.3	90.3	87.5	93.8	
Yes	2.2	3.7	9.7	12.5	6.2	
N of Valid	3162	2805	2382	1812	10161	
N of Miss	0	0	0	0	0	

Table 192: If you drank alcohol (not just a sip or taste) in the past year, how did you usually get it?













Response	6	8	10	12	Total	
I did not drink alcohol in the past year	95.1	86.9	72.5	67.1	82.6	
I bought it myself with a fake ID	0.2	0.1	0.3	0.3	0.2	
I bought it myself without a fake ID	0.0	0.0	0.2	0.8	0.2	
I got it from someone I know age 21 or older	0.5	2.0	5.6	11.5	4.1	
I got it from someone I know under age 21	0.3	1.2	4.1	5.1	2.3	
I got it from my brother or sister	0.1	0.6	1.6	1.4	0.8	
I got it from home with my parents' permission	1.2	2.4	4.2	4.2	2.8	
I got it from home without my parents' permission	0.5	2.6	3.6	1.6	2.0	
I got it from another relative	0.3	1.4	2.2	1.8	1.3	
A stranger bought it for me	0.1	0.1	0.5	0.5	0.3	
I took it from a store or shop	0.0	0.0	0.1	0.2	0.1	
Other	1.7	2.6	5.3	5.6	3.5	
N of Valid	3179	2807	2382	1804	10172	
N of Miss	800	557	429	421	2207	

Table 193: If you used prescription drugs or over the counter drugs without a doctor telling you to use it or for the purpose of getting high, where did you get these drugs? -
Did not use



Response	6	8	10	12	Total	
No	1.5	2.5	4.5	5.3	3.1	
Yes	98.5	97.5	95.5	94.7	96.9	
N of Valid	3177	2805	2380	1816	10178	
N of Miss	0	0	0	0	0	

Table 194: If you used prescription drugs or over the counter drugs without a doctor telling you to use it or for the purpose of getting high, where did you get these drugs? -
Bought or took from store or shop



Response	6	8	10	12	Total	
No	99.7	99.4	99.5	99.7	99.6	
Yes	0.3	0.6	0.5	0.3	0.4	
N of Valid	3177	2805	2380	1816	10178	
N of Miss	0	0	0	0	0	

Table 195: If you used prescription drugs or over the counter drugs without a doctor telling you to use it or for the purpose of getting high, where did you get these drugs? -
Got from parents with permission



Response	6	8	10	12	Total	
No	99.4	99.5	99.5	99.1	99.4	
Yes	0.6	0.5	0.5	0.9	0.6	
N of Valid	3177	2805	2380	1816	10178	
N of Miss	0	0	0	0	0	

Table 196: If you used prescription drugs or over the counter drugs without a doctor telling you to use it or for the purpose of getting high, where did you get these drugs? -
Got from home without permission



Response	6	8	10	12	Total	
No	99.8	99.5	98.9	98.5	99.3	
Yes	0.2	0.5	1.1	1.5	0.7	
N of Valid	3177	2805	2380	1816	10178	
N of Miss	0	0	0	0	0	

Table 197: If you used prescription drugs or over the counter drugs without a doctor telling you to use it or for the purpose of getting high, where did you get these drugs? -
Got from relative with permission



Response	6	8	10	12	Total	
No	99.8	99.8	99.6	99.4	99.7	
Yes	0.2	0.2	0.4	0.6	0.3	
N of Valid	3177	2805	2380	1816	10178	
N of Miss	0	0	0	0	0	

Table 198: If you used prescription drugs or over the counter drugs without a doctor telling you to use it or for the purpose of getting high, where did you get these drugs? -
Got from relative without permission



Response	6	8	10	12	Total	
No	100.0	99.6	99.6	99.4	99.7	
Yes	0.0	0.4	0.4	0.6	0.3	
N of Valid	3177	2805	2380	1816	10178	
N of Miss	0	0	0	0	0	

Table 199: If you used prescription drugs or over the counter drugs without a doctor telling you to use it or for the purpose of getting high, where did you get these drugs? -
Got from friend's home with permission



Response	6	8	10	12	Total	
No	99.8	99.5	99.4	99.2	99.5	
Yes	0.2	0.5	0.6	0.8	0.5	
N of Valid	3177	2805	2380	1816	10178	
N of Miss	0	0	0	0	0	

Table 200: If you used prescription drugs or over the counter drugs without a doctor telling you to use it or for the purpose of getting high, where did you get these drugs? -
Got from friend's home without permission



Response	6	8	10	12	Total	
No	99.9	99.8	99.6	99.6	99.7	
Yes	0.1	0.2	0.4	0.4	0.3	
N of Valid	3177	2805	2380	1816	10178	
N of Miss	0	0	0	0	0	

Table 201: If you used prescription drugs or over the counter drugs without a doctor telling you to use it or for the purpose of getting high, where did you get these drugs? -
Got from friend at school



Response	6	8	10	12	Total	
No	99.9	99.8	99.0	98.9	99.5	
Yes	0.1	0.2	1.0	1.1	0.5	
N of Valid	3177	2805	2380	1816	10178	
N of Miss	0	0	0	0	0	

Table 202: If you used prescription drugs or over the counter drugs without a doctor telling you to use it or for the purpose of getting high, where did you get these drugs? -
Got from friend at party



Response	6	8	10	12	Total	
No	99.8	99.6	99.6	99.7	99.7	
Yes	0.2	0.4	0.4	0.3	0.3	
N of Valid	3177	2805	2380	1816	10178	
N of Miss	0	0	0	0	0	

Table 203: If you used prescription drugs or over the counter drugs without a doctor telling you to use it or for the purpose of getting high, where did you get these drugs? -
Got from friend, elsewhere



Response	6	8	10	12	Total	
No	99.9	99.5	98.8	98.5	99.3	
Yes	0.1	0.5	1.2	1.5	0.7	
N of Valid	3177	2805	2380	1816	10178	
N of Miss	0	0	0	0	0	

Table 204: If you used prescription drugs or over the counter drugs without a doctor telling you to use it or for the purpose of getting high, where did you get these drugs? -
Got from internet sale



Response	6	8	10	12	Total	
No	99.7	99.9	99.8	99.8	99.8	
Yes	0.3	0.1	0.2	0.2	0.2	
N of Valid	3177	2805	2380	1816	10178	
N of Miss	0	0	0	0	0	

Table 205: During the last month, about how many marijuana cigarettes, or the equivalent, did you smoke a day, on the average?


Response	6	8	10	12	Total	
None	98.8	96.3	90.2	85.6	93.7	
Less than 1 a day	0.6	1.7	4.3	6.9	2.9	
1 a day	0.1	0.6	2.0	2.5	1.1	
2-3 a day	0.2	0.7	2.2	2.9	1.3	
4-6 a day	0.1	0.2	0.6	0.8	0.4	
7-10 a day	0.0	0.1	0.3	0.4	0.2	
11 or more a day	0.1	0.3	0.3	1.0	0.4	
N of Valid	3171	2810	2366	1809	10156	
N of Miss	808	554	445	416	2223	

Table 206: How wrong do your friends feel it would be for YOU to: have one or two drinks of an alcoholic beverage nearly every day?


Response	6	8	10	12	Total	
Very wrong	82.4	65.1	55.9	53.6	66.3	
Wrong	12.7	22.1	23.3	23.9	19.7	
A little bit wrong	3.3	8.6	12.8	13.4	8.8	
Not at all wrong	1.6	4.3	8.0	9.0	5.2	
N of Valid	3232	2855	2412	1829	10328	
N of Miss	747	509	399	396	2051	

Table 207: How wrong do your friends feel it would be for YOU to: smoke tobacco?


Response	6	8	10	12	Total	
Very wrong	86.5	72.3	66.5	64.7	74.0	
Wrong	9.9	18.9	20.0	19.6	16.5	
A little bit wrong	2.2	5.7	8.5	8.0	5.7	
Not at all wrong	1.5	3.1	5.0	7.6	3.8	
N of Valid	3226	2840	2404	1828	10298	
N of Miss	753	524	407	397	2081	

Table 208: How wrong do your friends feel it would be for YOU to: smoke marijuana?





Response	6	8	10	12	Total	
Very wrong	87.3	66.0	42.2	38.4	62.2	
Wrong	7.9	16.2	18.0	14.0	13.6	
A little bit wrong	2.6	9.3	18.4	18.9	11.0	
Not at all wrong	2.2	8.4	21.4	28.7	13.1	
N of Valid	3218	2839	2400	1827	10284	
N of Miss	761	525	411	398	2095	

Table 209: How wrong do your friends feel it would be for YOU to: use prescription drugs not prescribed to you?





Response	6	8	10	12	Total	
Very wrong	87.6	75.5	73.3	73.8	78.5	
Wrong	8.4	17.1	16.4	16.1	14.0	
A little bit wrong	2.3	4.9	6.8	6.8	4.9	
Not at all wrong	1.7	2.5	3.4	3.3	2.6	
N of Valid	3205	2830	2399	1828	10262	
N of Miss	774	534	412	397	2117	

Table 210: How wrong would most adults (over 21) in your neighborhood think it is for kids your age: to use marijuana?





Response	6	8	10	12	Total	
Very wrong	90.2	76.2	61.8	58.1	73.9	
Wrong	6.5	14.6	19.7	19.4	14.1	
A little bit wrong	1.9	6.1	11.8	12.8	7.3	
Not at all wrong	1.5	3.1	6.7	9.7	4.6	
N of Valid	3170	2818	2384	1817	10189	
N of Miss	809	546	427	408	2190	

Table 211: How wrong would most adults (over 21) in your neighborhood think it is for kids your age: to drink alcohol?





Response	6	8	10	12	Total	
Very wrong	86.4	73.5	61.5	58.1	71.9	
Wrong	8.6	16.9	22.1	21.5	16.4	
A little bit wrong	3.5	6.6	11.8	12.8	8.0	
Not at all wrong	1.6	3.0	4.6	7.5	3.7	
N of Valid	3151	2807	2373	1811	10142	
N of Miss	828	557	438	414	2237	

Table 212: How wrong would most adults (over 21) in your neighborhood think it is for kids your age: to smoke cigarettes?





Response	6	8	10	12	Total	
Very wrong	86.9	78.4	72.3	69.7	78.1	
Wrong	8.8	14.6	18.3	18.1	14.3	
A little bit wrong	2.7	4.7	5.8	6.9	4.7	
Not at all wrong	1.6	2.3	3.6	5.3	2.9	
N of Valid	3151	2801	2369	1808	10129	
N of Miss	828	563	442	417	2250	

Table 213: How much do each of the following statements describe your neighborhood? crime and/or drug selling





Response	6	8	10	12	Total	
NO!	83.1	72.3	66.7	68.7	73.7	
no	10.4	17.7	21.4	17.8	16.3	
yes	4.6	7.7	8.3	9.1	7.1	
YES!	1.9	2.4	3.6	4.4	2.9	
N of Valid	3168	2804	2381	1811	10164	
N of Miss	811	560	430	414	2215	

Table 214: How much do each of the following statements describe your neighborhood? fights





Response	6	8	10	12	Total	
NO!	73.4	68.9	67.8	71.2	70.5	
no	14.7	19.3	20.7	17.9	18.0	
yes	8.9	8.4	8.6	7.3	8.4	
YES!	3.0	3.3	2.8	3.5	3.1	
N of Valid	3150	2798	2375	1804	10127	
N of Miss	829	566	436	421	2252	

Table 215: How much do each of the following statements describe your neighborhood? lots of empty or abandoned buildings





Response	6	8	10	12	Total	
NO!	80.5	72.6	71.3	73.5	74.9	
no	13.2	19.5	19.8	18.7	17.5	
yes	4.5	6.2	6.5	5.2	5.5	
YES!	1.9	1.7	2.5	2.6	2.1	
N of Valid	3146	2802	2372	1802	10122	
N of Miss	833	562	439	423	2257	

Table 216: How much do each of the following statements describe your neighborhood? lots of graffiti





Response	6	8	10	12	Total	
NO!	85.4	78.1	76.6	78.7	80.1	
no	11.2	18.6	19.7	17.3	16.3	
yes	2.3	2.4	2.4	2.6	2.4	
YES!	1.2	0.9	1.3	1.4	1.2	
N of Valid	3120	2781	2366	1795	10062	
N of Miss	859	583	445	430	2317	

Table 217: I feel safe in my neighborhood.

Response	6	8	10	12	Total	
NO!	6.0	4.5	5.2	6.2	5.4	
no	7.4	7.7	8.2	7.3	7.7	
yes	34.4	42.4	42.7	41.5	39.8	
YES!	52.2	45.3	43.9	45.1	47.1	
N of Valid	3143	2794	2350	1798	10085	
N of Miss	836	570	461	427	2294	

Table 218: If a kid smoked marijuana in your neighborhood would he or she be caught by the police?

Response	6	8	10	12	Total	
NO!	17.3	18.4	23.8	27.6	21.0	
no	18.9	34.6	42.1	45.2	33.4	
yes	29.7	29.1	23.3	18.0	25.9	
YES!	34.2	17.9	10.8	9.1	19.7	
N of Valid	3133	2796	2371	1805	10105	
N of Miss	846	568	440	420	2274	

Table 219: If a kid drank some beer, wine or hard liquor (for example, vodka, whiskey, or gin) in your neighborhood would he or she be caught by the police?

Response	6	8	10	12	Total	
NO!	18.4	21.1	28.0	31.2	23.7	
no	24.0	39.3	44.9	45.1	36.9	
yes	28.3	25.4	18.4	16.2	23.0	
YES!	29.2	14.2	8.7	7.6	16.4	
N of Valid	3122	2783	2367	1808	10080	
N of Miss	857	581	444	417	2299	

Table 220: If a kid carried a handgun in your neighborhood would he or she be caught by the police?





Response	6	8	10	12	Total	
NO!	15.5	16.9	20.7	23.4	18.5	
no	12.8	23.7	27.5	31.1	22.5	
yes	26.1	31.2	30.2	25.4	28.4	
YES!	45.6	28.2	21.5	20.0	30.6	
N of Valid	3111	2784	2367	1805	10067	
N of Miss	868	580	444	420	2312	

Table 221: If you wanted to get some cigarettes, how easy would it be for you to get some?





Response	6	8	10	12	Total	
Very hard	81.9	64.3	49.7	41.4	62.1	
Sort of hard	9.0	16.7	18.3	17.6	14.9	
Sort of easy	5.1	11.8	17.3	19.4	12.4	
Very easy	3.9	7.2	14.7	21.6	10.6	
N of Valid	3069	2759	2360	1801	9989	
N of Miss	910	605	451	424	2390	

Table 222: If you wanted to get some beer, wine or hard liquor (for example, vodka, whiskey, or gin), how easy would it be for you to get some?





Response	6	8	10	12	Total	
Very hard	77.6	55.6	39.7	36.8	55.2	
Sort of hard	10.1	16.4	15.7	15.2	14.1	
Sort of easy	7.3	16.3	22.9	22.4	16.2	
Very easy	5.0	11.6	21.7	25.6	14.5	
N of Valid	3055	2755	2350	1797	9957	
N of Miss	924	609	461	428	2422	

Table 223: If you wanted to get a drug like cocaine, LSD, or amphetamines, how easy would it be for you to get some?


Response	6	8	10	12	Total	
Very hard	93.1	85.2	75.5	68.4	82.3	
Sort of hard	3.9	9.0	13.8	17.1	10.0	
Sort of easy	1.6	3.6	6.2	7.3	4.3	
Very easy	1.4	2.3	4.4	7.1	3.4	
N of Valid	3052	2757	2359	1798	9966	
N of Miss	927	607	452	427	2413	

Table 224: If you wanted to get a handgun, how easy would it be for you to get one?


Response	6	8	10	12	Total	
Very hard	81.6	70.1	64.4	61.0	70.6	
Sort of hard	9.0	14.2	14.7	15.6	13.0	
Sort of easy	5.4	8.5	11.6	11.0	8.7	
Very easy	3.9	7.3	9.2	12.4	7.6	
N of Valid	3048	2749	2359	1799	9955	
N of Miss	931	615	452	426	2424	

Table 225: If you wanted to get some marijuana, how easy would it be for you to get some?


Response	6	8	10	12	Total	
Very hard	90.0	72.2	46.4	38.9	65.5	
Sort of hard	4.8	10.5	11.7	9.4	8.9	
Sort of easy	2.6	8.1	16.4	14.9	9.6	
Very easy	2.5	9.2	25.5	36.9	16.0	
N of Valid	3036	2743	2351	1796	9926	
N of Miss	943	621	460	429	2453	

Table 226: If you wanted to get prescription drugs for the purpose of getting high, how easy would it be for you to get some?

Response	6	8	10	12	Total	
Very hard	85.8	70.4	60.0	54.6	69.8	
Sort of hard	6.5	12.3	14.4	16.9	11.9	
Sort of easy	3.9	9.2	13.1	13.1	9.2	
Very easy	3.8	8.0	12.4	15.4	9.1	
N of Valid	3047	2747	2355	1800	9949	
N of Miss	932	617	456	425	2430	

Table 227: If you wanted to get synthetic marijuana such as K2 or chemical products such as bath salts to get high, how easy would it be for you to get some?

Response	6	8	10	12	Total	
Very hard	92.6	84.9	74.5	69.4	82.0	
Sort of hard	3.8	8.0	13.0	15.8	9.3	
Sort of easy	1.6	4.1	7.3	7.7	4.8	
Very easy	1.9	3.0	5.2	7.2	3.9	
N of Valid	3038	2747	2356	1801	9942	
N of Miss	941	617	455	424	2437	

Table 228: If you wanted to get steroids to use or to enhance athletic performance, how easy would it be for you to get some?

Response	6	8	10	12	Total	
Very hard	91.0	84.8	76.4	73.0	82.6	
Sort of hard	5.1	8.9	13.6	15.2	10.0	
Sort of easy	2.1	3.8	5.9	5.8	4.2	
Very easy	1.7	2.5	4.1	6.0	3.3	
N of Valid	3030	2740	2353	1797	9920	
N of Miss	949	624	458	428	2459	

Table 229: If you wanted to get e-cigarettes, e-cigars, or e-hookahs, how easy would it be for you to get some?





Response	6	8	10	12	Total	
Very hard	87.1	68.0	50.3	45.5	65.6	
Sort of hard	5.7	10.6	9.1	9.0	8.5	
Sort of easy	3.2	10.7	14.8	14.0	10.0	
Very easy	4.0	10.7	25.8	31.5	16.0	
N of Valid	3029	2742	2350	1804	9925	
N of Miss	950	622	461	421	2454	

Table 230: During the past 12 months, have you participated in any alcohol prevention programs or seen any alcohol prevention messages in your school or community? Yes, a school-based program focused on preventing underage drinking and/or drinking and driving.



Response	6	8	10	12	Total	
No	74.2	81.8	85.6	87.7	81.5	
Yes	25.8	18.2	14.4	12.3	18.5	
N of Valid	2996	2719	2344	1782	9841	
N of Miss	0	0	0	0	0	

Table 231: During the past 12 months, have you participated in any alcohol prevention programs or seen any alcohol prevention messages in your school or community? Yes, a community-based program focused on preventing underage drinking and/or drinking and driving (for example, through your church or temple or through youth groups like Boys and Girls Club or 4-H).



Response	6	8	10	12	Total	
No	89.4	93.0	94.7	95.2	92.7	
Yes	10.6	7.0	5.3	4.8	7.3	
N of Valid	2996	2719	2344	1782	9841	
N of Miss	0	0	0	0	0	

Table 232: During the past 12 months, have you participated in any alcohol prevention programs or seen any alcohol prevention messages in your school or community? Yes, a media campaign addressing underage drinking and/or drinking and driving (for example, newspaper ads, posters, pamphlets, radio, TV).



Response	6	8	10	12	Total	
No	89.3	90.7	91.9	92.0	90.8	
Yes	10.7	9.3	8.1	8.0	9.2	
N of Valid	2996	2719	2344	1782	9841	
N of Miss	0	0	0	0	0	

Table 233: During the past 12 months, have you participated in any alcohol prevention programs or seen any alcohol prevention messages in your school or community? No



Response	6	8	10	12	Total	
No	32.7	25.3	21.4	18.9	25.5	
Yes	67.3	74.7	78.6	81.1	74.5	
N of Valid	2996	2719	2344	1782	9841	
N of Miss	0	0	0	0	0	

Table 234: How wrong do your parents feel it would be for YOU to: have one or two drinks of an alcoholic beverage nearly every day?





Response	6	8	10	12	Total	
Very wrong	91.9	88.2	84.4	83.8	87.7	
Wrong	5.4	7.8	10.5	11.1	8.3	
A little bit wrong	2.1	2.8	3.6	3.5	2.9	
Not at all wrong	0.6	1.2	1.5	1.5	1.1	
N of Valid	3015	2744	2321	1777	9857	
N of Miss	964	620	490	448	2522	

Table 235: How wrong do your parents feel it would be for YOU to: smoke tobacco?





Response	6	8	10	12	Total	
Very wrong	95.1	92.4	90.2	86.9	91.7	
Wrong	3.7	5.4	6.6	9.1	5.8	
A little bit wrong	0.9	1.4	1.9	2.4	1.5	
Not at all wrong	0.4	0.8	1.3	1.6	1.0	
N of Valid	3013	2739	2321	1772	9845	
N of Miss	966	625	490	453	2534	

Table 236: How wrong do your parents feel it would be for YOU to: smoke marijuana?





Response	6	8	10	12	Total	
Very wrong	95.2	88.3	78.2	74.2	85.5	
Wrong	3.0	6.3	10.6	10.7	7.1	
A little bit wrong	1.1	3.6	7.6	9.0	4.8	
Not at all wrong	0.7	1.8	3.7	6.0	2.7	
N of Valid	2999	2728	2320	1771	9818	
N of Miss	980	636	491	454	2561	

Table 237: How wrong do your parents feel it would be for YOU to: use prescription drugs not prescribed to you?





Response	6	8	10	12	Total	
Very wrong	95.6	92.6	90.5	91.4	92.8	
Wrong	3.1	4.8	5.8	5.9	4.7	
A little bit wrong	0.8	1.6	2.6	1.6	1.6	
Not at all wrong	0.4	1.1	1.1	1.0	0.9	
N of Valid	3002	2737	2318	1774	9831	
N of Miss	977	627	493	451	2548	

Table 238: How wrong do your parents feel it would be for YOU to: steal something?





Response	6	8	10	12	Total	
Very wrong	89.0	84.0	82.4	88.2	85.9	
Wrong	9.3	12.5	13.1	9.2	11.1	
A little bit wrong	1.3	2.6	3.4	1.9	2.3	
Not at all wrong	0.4	0.8	1.0	0.7	0.7	
N of Valid	3003	2727	2313	1768	9811	
N of Miss	976	637	498	457	2568	

Table 239: How wrong do your parents feel it would be for YOU to: draw graffiti, write things, or draw pictures on buildings or other property (without the owner's permission)?

Response	6	8	10	12	Total	
Very wrong	91.5	85.4	81.7	84.0	86.1	
Wrong	6.2	10.1	12.3	11.2	9.6	
A little bit wrong	1.6	3.4	4.4	3.3	3.1	
Not at all wrong	0.7	1.1	1.6	1.5	1.2	
N of Valid	3005	2735	2322	1777	9839	
N of Miss	974	629	489	448	2540	

Table 240: How wrong do your parents feel it would be for YOU to: pick a fight with someone?

Response	6	8	10	12	Total	
Very wrong	74.0	63.1	64.5	70.7	68.1	
Wrong	16.4	22.9	23.1	19.2	20.3	
A little bit wrong	7.5	11.1	10.7	8.0	9.3	
Not at all wrong	2.1	2.9	1.8	2.0	2.2	
N of Valid	3002	2731	2319	1777	9829	
N of Miss	977	633	492	448	2550	

Table 241: During the past 12 months, have you talked with at least one of your parents about the dangers of underage drinking and/or drinking and driving? By parents, we mean either your biological parents, adoptive parents, stepparents, or adult guardians - whether or not they live with you.

Response	6	8	10	12	Total	
No	50.1	54.3	51.4	55.8	52.6	
Yes	49.9	45.7	48.6	44.2	47.4	
N of Valid	2826	2592	2229	1695	9342	
N of Miss	1153	772	582	530	3037	

Table 242: The rules in my family are clear.


Response	6	8	10	12	Total	
NO!	5.9	5.9	6.3	7.7	6.3	
no	4.9	6.2	6.7	7.0	6.1	
yes	25.8	35.6	35.9	33.5	32.3	
YES!	63.4	52.3	51.1	51.8	55.3	
N of Valid	2947	2707	2316	1769	9739	
N of Miss	1032	657	495	456	2640	

Table 243: People in my family have serious arguments about the same things, and often insult or yell at each other.


Response	6	8	10	12	Total	
NO!	44.2	33.9	29.9	32.5	35.8	
no	30.3	37.2	39.3	36.8	35.5	
yes	16.8	20.1	20.2	19.6	19.1	
YES!	8.7	8.8	10.6	11.0	9.6	
N of Valid	2930	2697	2310	1771	9708	
N of Miss	1049	667	501	454	2671	

Table 244: When I am not at home, one of my parents knows where I am and who I am with.


Response	6	8	10	12	Total	
NO!	7.9	5.9	6.9	8.3	7.2	
no	4.3	4.4	5.4	6.3	5.0	
yes	22.9	32.9	35.1	34.7	30.7	
YES!	64.9	56.7	52.5	50.7	57.1	
N of Valid	2932	2698	2314	1768	9712	
N of Miss	1047	666	497	457	2667	

Table 245: My family has clear rules about alcohol and drug use.


Response	6	8	10	12	Total	
NO!	8.8	7.0	7.6	8.0	7.9	
no	5.7	8.3	8.9	9.8	7.9	
yes	16.8	24.8	30.7	30.5	24.8	
YES!	68.7	59.8	52.9	51.8	59.4	
N of Valid	2911	2694	2313	1770	9688	
N of Miss	1068	670	498	455	2691	

Table 246: If you skipped school would you be caught by your parents?


Response	6	8	10	12	Total	
NO!	8.7	7.6	8.9	12.2	9.1	
no	4.6	8.6	12.8	16.1	9.8	
yes	17.7	27.2	29.2	30.9	25.5	
YES!	69.0	56.6	49.1	40.8	55.6	
N of Valid	2915	2696	2312	1769	9692	
N of Miss	1064	668	499	456	2687	

Table 247: My parents ask if I've gotten my homework done.

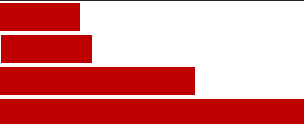
Response	6	8	10	12	Total	
NO!	6.8	8.8	11.7	17.7	10.5	
no	5.1	11.9	15.6	21.0	12.4	
yes	23.7	32.1	33.1	30.5	29.5	
YES!	64.4	47.1	39.6	30.9	47.5	
N of Valid	2921	2700	2310	1773	9704	
N of Miss	1058	664	501	452	2675	

Table 248: Would your parents know if you did not come home on time?





Response	6	8	10	12	Total	
NO!	6.3	6.7	7.2	10.0	7.3	
no	6.2	8.4	9.0	9.7	8.1	
yes	21.8	29.7	31.0	32.7	28.2	
YES!	65.7	55.1	52.8	47.7	56.4	
N of Valid	2917	2693	2313	1767	9690	
N of Miss	1062	671	498	458	2689	

Table 249: Do you know how to properly dispose of leftover prescription drugs?



Response	6	8	10	12	Total	
No	79.4	73.6	64.4	62.4	71.0	
Yes	20.6	26.4	35.6	37.6	29.0	
N of Valid	2791	2610	2259	1731	9391	
N of Miss	1188	754	552	494	2988	

Table 250: Have any of your brothers or sisters ever: drunk beer, wine or hard liquor (for example, vodka, whiskey or gin)?




Response	6	8	10	12	Total	
No	79.9	67.2	55.2	50.3	65.0	
Yes	13.5	28.4	39.4	44.0	29.4	
I don't have any brothers or sisters	6.5	4.4	5.4	5.8	5.5	
N of Valid	2917	2730	2337	1785	9769	
N of Miss	1062	634	474	440	2610	

Table 251: Have any of your brothers or sisters ever: smoked marijuana?




Response	6	8	10	12	Total	
No	87.7	79.0	64.2	57.6	74.1	
Yes	5.7	16.7	30.1	36.7	20.3	
I don't have any brothers or sisters	6.5	4.3	5.6	5.8	5.5	
N of Valid	2906	2724	2335	1789	9754	
N of Miss	1073	640	476	436	2625	

Table 252: Have any of your brothers or sisters ever: smoked cigarettes?




Response	6	8	10	12	Total	
No	85.6	81.5	75.8	70.4	79.3	
Yes	7.8	14.1	18.7	23.8	15.1	
I don't have any brothers or sisters	6.6	4.5	5.5	5.8	5.6	
N of Valid	2907	2717	2335	1784	9743	
N of Miss	1072	647	476	441	2636	

Table 253: Have any of your brothers or sisters ever: taken a handgun to school?




Response	6	8	10	12	Total	
No	92.6	94.6	93.2	92.5	93.3	
Yes	0.9	1.2	1.4	1.6	1.2	
I don't have any brothers or sisters	6.6	4.2	5.4	5.8	5.5	
N of Valid	2897	2721	2330	1785	9733	
N of Miss	1082	643	481	440	2646	

Table 254: Have any of your brothers or sisters ever: been suspended or expelled from school?




Response	6	8	10	12	Total	
No	73.3	68.1	65.3	66.8	68.7	
Yes	20.1	27.6	29.1	27.3	25.7	
I don't have any brothers or sisters	6.6	4.4	5.6	5.9	5.6	
N of Valid	2906	2728	2332	1785	9751	
N of Miss	1073	636	479	440	2628	

Table 255: Have any of your brothers or sisters ever: used e-cigarettes, e-cigars or e-hookahs (vaping)?




Response	6	8	10	12	Total	
No	84.3	76.7	69.3	66.5	75.3	
Yes	9.1	19.0	25.3	27.7	19.2	
I don't have any brothers or sisters	6.6	4.3	5.4	5.8	5.5	
N of Valid	2899	2722	2331	1785	9737	
N of Miss	1080	642	480	440	2642	

Table 256: Have any of your brothers or sisters ever: used prescription drugs not prescribed to him/her?




Response	6	8	10	12	Total	
No	91.0	90.3	86.7	84.5	88.6	
Yes	2.5	5.3	7.8	9.8	5.9	
I don't have any brothers or sisters	6.5	4.4	5.5	5.8	5.5	
N of Valid	2893	2713	2328	1784	9718	
N of Miss	1086	651	483	441	2661	

Table 257: Have you changed homes in the past year (the last 12 months)?



Response	6	8	10	12	Total	
No	70.9	72.1	76.6	80.1	74.3	
Yes	29.1	27.9	23.4	19.9	25.7	
N of Valid	2862	2676	2299	1759	9596	
N of Miss	1117	688	512	466	2783	

Table 258: How many times have you changed homes since kindergarten?






Response	6	8	10	12	Total	
Never	34.4	30.7	27.1	28.8	30.6	
1 or 2 times	34.3	33.3	30.7	30.7	32.5	
3 or 4 times	19.3	20.2	22.5	19.6	20.4	
5 or 6 times	7.1	8.9	11.1	10.3	9.2	
7 or more times	4.9	6.9	8.6	10.6	7.4	
N of Valid	2889	2710	2315	1780	9694	
N of Miss	1090	654	496	445	2685	

Table 259: Have you changed schools (including changing from elementary to middle and middle to high school) in the past year?



Response	6	8	10	12	Total	
No	31.6	49.5	61.4	74.0	51.6	
Yes	68.4	50.5	38.6	26.0	48.4	
N of Valid	2830	2686	2290	1767	9573	
N of Miss	1149	678	521	458	2806	

Table 260: How many times have you changed schools since kindergarten (including changing from elementary to middle and middle to high school)?






Response	6	8	10	12	Total	
Never	22.2	18.0	18.2	21.1	19.9	
1 or 2 times	48.2	38.7	29.0	26.0	36.8	
3 or 4 times	19.9	28.3	34.0	31.5	27.8	
5 or 6 times	6.8	10.0	12.1	13.8	10.3	
7 or more times	2.9	5.0	6.7	7.5	5.3	
N of Valid	2851	2700	2316	1775	9642	
N of Miss	1128	664	495	450	2737	

Table 261: Has anyone in your family ever had severe alcohol or drug problems?



Response	6	8	10	12	Total	
No	73.3	66.1	58.8	58.0	65.0	
Yes	26.7	33.9	41.2	42.0	35.0	
N of Valid	2829	2664	2291	1757	9541	
N of Miss	1150	700	520	468	2838	

Table 262: About how many adults (over 21) have you known personally who in the past year have: used marijuana, crack, cocaine, or other drugs?






Response	6	8	10	12	Total	
0	81.7	70.6	58.5	52.8	67.7	
1	9.7	11.8	13.7	13.0	11.9	
2	3.4	7.5	9.8	10.6	7.4	
3-4	2.6	4.7	8.2	10.5	6.0	
5	2.6	5.4	9.8	13.1	7.0	
N of Valid	2892	2711	2328	1787	9718	
N of Miss	1087	653	483	438	2661	

Table 263: About how many adults (over 21) have you known personally who in the past year have: sold or dealt drugs?






Response	6	8	10	12	Total	
0	90.7	81.9	75.2	72.8	81.2	
1	5.9	8.0	9.6	9.6	8.1	
2	1.5	4.8	6.1	7.5	4.6	
3-4	1.0	2.4	4.3	4.5	2.8	
5	0.9	2.8	4.7	5.5	3.2	
N of Valid	2881	2702	2325	1786	9694	
N of Miss	1098	662	486	439	2685	

Table 264: About how many adults (over 21) have you known personally who in the past year have: done other things that could get them in trouble with the police, like stealing, selling stolen goods, mugging or assaulting others, etc.?






Response	6	8	10	12	Total	
0	86.9	78.2	73.4	74.5	79.0	
1	7.8	9.5	10.4	9.0	9.1	
2	2.3	4.8	6.0	6.5	4.7	
3-4	1.4	3.4	4.1	3.9	3.1	
5	1.6	4.1	6.0	6.2	4.2	
N of Valid	2878	2707	2326	1786	9697	
N of Miss	1101	657	485	439	2682	

Table 265: About how many adults (over 21) have you known personally who in the past year have: gotten drunk or high?







Response	6	8	10	12	Total	
0	67.5	52.8	40.7	38.4	51.6	
1	16.1	15.3	15.6	13.5	15.3	
2	6.3	9.8	12.5	11.2	9.7	
3-4	3.7	8.6	10.0	11.6	8.0	
5	6.4	13.5	21.2	25.3	15.4	
N of Valid	2866	2701	2320	1772	9659	
N of Miss	1113	663	491	453	2720	

Table 266: How honest were you in filling out this survey?

Response	6	8	10	12	Total	
I was very honest	82.2	73.9	74.3	76.8	77.0	
I was honest pretty much of the time	14.5	20.8	20.1	18.1	18.2	
I was honest some of the time	2.6	4.1	4.5	3.7	3.7	
I was honest once in a while	0.7	1.2	1.2	1.3	1.1	
I was not honest at all	0.0	0.0	0.0	0.0	0.0	
N of Valid	2986	2775	2344	1797	9902	
N of Miss	993	589	467	428	2477	