

2019 APNA

Arkansas Prevention Needs Assessment Survey

**Saline County
Tables**

Arkansas Department of Human Services,
Division of Aging, Adults, and Behavioral
Health Services
And
University of Arkansas at Little Rock
MidSOUTH Center for Prevention and Training

Contents

1	INTRODUCTION	11
2	PERCENTAGE TABLES	15

List of Frequency Distribution Tables

1	Gender	16
2	Age	16
3	Are you Hispanic or Latino?	16
4	What is your race? Black or African American	17
5	What is your race? Asian	17
6	What is your race? American Indian	17
7	What is your race? Alaska Native	17
8	What is your race? White	18
9	What is your race? Native Hawaiian or Other Pacific Islander	18
10	What is your race? Other	18
11	What is the highest level of schooling completed by your mother or father?	19
12	Think of where you live most of the time. Which of the following people live there with you? Mother	19
13	Think of where you live most of the time. Which of the following people live there with you? Stepmother	19
14	Think of where you live most of the time. Which of the following people live there with you? Foster Mother	20
15	Think of where you live most of the time. Which of the following people live there with you? Grandmother	20
16	Think of where you live most of the time. Which of the following people live there with you? Aunt	20
17	Think of where you live most of the time. Which of the following people live there with you? Father	20
18	Think of where you live most of the time. Which of the following people live there with you? Stepfather	21
19	Think of where you live most of the time. Which of the following people live there with you? Foster Father	21
20	Think of where you live most of the time. Which of the following people live there with you? Grandfather	21
21	Think of where you live most of the time. Which of the following people live there with you? Uncle	21
22	Think of where you live most of the time. Which of the following people live there with you? Other Adults	22
23	Think of where you live most of the time. Which of the following people live there with you? Brother(s)	22
24	Think of where you live most of the time. Which of the following people live there with you? Stepbrother(s)	22
25	Think of where you live most of the time. Which of the following people live there with you? Sister(s)	22
26	Think of where you live most of the time. Which of the following people live there with you? Stepsister(s)	23

27	Think of where you live most of the time. Which of the following people live there with you? Other Children	23
28	In my school, students have lots of chances to help decide things like class activities and rules.	23
29	Teachers ask me to work on special classroom projects.	23
30	My teacher(s) notices when I am doing a good job and lets me know about it.	24
31	There are lots of chances for students in my school to get involved in sports, clubs, and other school activities outside of class.	24
32	There are lots of chances for students in my school to talk with a teacher one-on-one.	24
33	I feel safe at my school.	25
34	The school lets my parents know when I have done something well.	25
35	My teachers praise me when I work hard in school.	25
36	Are your school grades better than the grades of most students in your class?	26
37	I have lots of chances to be part of class discussions or activities.	26
38	Now thinking back over the past year in school, how often did you: enjoy being in school?	26
39	Now thinking back over the past year in school, how often did you: hate being in school?	27
40	Now thinking back over the past year in school, how often did you: try to do your best work in school?	27
41	How often do you feel that the school work you are assigned is meaningful and important?	27
42	Putting them all together, what were your grades like last year?	28
43	How important do you think the things you are learning in school are going to be for your later life?	28
44	During the LAST FOUR WEEKS how many whole days of school have you missed because you skipped or "cut"?	28
45	What are the chances you would be seen as cool if you: smoked cigarettes?	29
46	What are the chances you would be seen as cool if you: worked hard at school?	29
47	What are the chances you would be seen as cool if you: began drinking alcoholic beverages regularly, that is, at least once or twice a month?	29
48	What are the chances you would be seen as cool if you: defended someone who was being bullied?	30
49	What are the chances you would be seen as cool if you: smoked marijuana?	30
50	What are the chances you would be seen as cool if you: carried a handgun?	30
51	What are the chances you would be seen as cool if you: used e-cigarettes, e-cigars or e-hookahs (vaping)?	31

52	What are the chances you would be seen as cool if you: bullied someone or cyber bullied someone?	31
53	Think of your four best friends (the friends you feel closest to). In the past year (12 months), how many of your best friends have: participated in clubs, organizations or activities at school?	31
54	Think of your four best friends (the friends you feel closest to). In the past year (12 months), how many of your best friends have: smoked cigarettes?	32
55	Think of your four best friends (the friends you feel closest to). In the past year (12 months), how many of your best friends have: tried beer, wine or hard liquor (for example, vodka, whiskey, or gin) when their parents didn't know about it?	32
56	Think of your four best friends (the friends you feel closest to). In the past year (12 months), how many of your best friends have: used e-cigarettes, e-cigars, or e-hookahs?	32
57	Think of your four best friends (the friends you feel closest to). In the past year (12 months), how many of your best friends have: used marijuana?	33
58	Think of your four best friends (the friends you feel closest to). In the past year (12 months), how many of your best friends have: used prescription drugs or non-prescription drugs for the purpose of getting high?	33
59	Think of your four best friends (the friends you feel closest to). In the past year (12 months), how many of your best friends have: used synthetic marijuana (K2, spice) or bath salts?	33
60	Think of your four best friends (the friends you feel closest to). In the past year (12 months), how many of your best friends have: used LSD, cocaine, amphetamines, or other illegal drugs?	34
61	Think of your four best friends (the friends you feel closest to). In the past year (12 months), how many of your best friends have: been bullied?	34
62	Think of your four best friends (the friends you feel closest to). In the past year (12 months), how many of your best friends have: been suspended from school?	34
63	Think of your four best friends (the friends you feel closest to). In the past year (12 months), how many of your best friends have: carried a handgun?	35
64	Think of your four best friends (the friends you feel closest to). In the past year (12 months), how many of your best friends have: sold illegal drugs?	35
65	Think of your four best friends (the friends you feel closest to). In the past year (12 months), how many of your best friends have: regularly attended religious services?	35

66	Think of your four best friends (the friends you feel closest to). In the past year (12 months), how many of your best friends have: stolen or tried to steal a motor vehicle such as a car or motorcycle?	36
67	Think of your four best friends (the friends you feel closest to). In the past year (12 months), how many of your best friends have: been arrested?	36
68	Think of your four best friends (the friends you feel closest to). In the past year (12 months), how many of your best friends have: dropped out of school?	36
69	Think of your four best friends (the friends you feel closest to). In the past year (12 months), how many of your best friends have: been members of a gang?	37
70	How old were you when you first: smoked marijuana?	37
71	How old were you when you first: smoked a cigarette, even just a puff?	38
72	How old were you when you first: had more than a sip or two of beer, wine or hard liquor (for example, vodka, whiskey, or gin)?	38
73	How old were you when you first: began drinking alcoholic beverages regularly, that is, at least once or twice a month?	39
74	How old were you when you first: used Pegaramide (peg, Peggy)?	39
75	How old were you when you first: got suspended from school?	40
76	How old were you when you first: got arrested?	40
77	How old were you when you first: carried a handgun?	41
78	How old were you when you first: used e-cigarettes, e-cigars, or e-hookahs (vaping)?	41
79	How old were you when you first: belonged to a gang?	42
80	How old were you when you first: used prescription drugs not prescribed to you?	42
81	How wrong do you think it is for someone your age to: take a handgun to school?	43
82	How wrong do you think it is for someone your age to: steal anything?	43
83	How wrong do you think it is for someone your age to: pick a fight with someone?	43
84	How wrong do you think it is for someone your age to: attack someone with the idea of seriously hurting them?	44
85	How wrong do you think it is for someone your age to: stay away from school all day when their parents think they are at school?	44
86	How wrong do you think it is for someone your age to: drink beer, wine or hard liquor (for example, vodka, whiskey, or gin) regularly?	44
87	How wrong do you think it is for someone your age to: smoke cigarettes?	45
88	How wrong do you think it is for someone your age to: smoke marijuana?	45

89	How wrong do you think it is for someone your age to: use prescription drugs or non-prescription drugs for the purpose of getting high?	45
90	How wrong do you think it is for someone your age to: use synthetic marijuana (K2, spice) or bath salts?	46
91	How wrong do you think it is for someone your age to: use LSD, cocaine, amphetamines or another illegal drug?	46
92	How wrong do you think it is for someone your age to: use e-cigarettes, e-cigars or e-hookahs (vaping)?	46
93	At school during the past 12 months, did you receive help from the resource teacher, speech therapist or other special education teacher?	47
94	How many times in the past year (12 months) have you: been suspended from school?	47
95	How many times in the past year (12 months) have you: carried a handgun?	47
96	How many times in the past year (12 months) have you: sold illegal drugs?	48
97	How many times in the past year (12 months) have you: stolen or tried to steal a motor vehicle such as a car or motorcycle?	48
98	How many times in the past year (12 months) have you: participated in clubs, organizations or activities at school?	48
99	How many times in the past year (12 months) have you: been arrested?	49
100	How many times in the past year (12 months) have you: attacked someone with the idea of seriously hurting them?	49
101	How many times in the past year (12 months) have you: been drunk or high at school?	49
102	How many times in the past year (12 months) have you: taken a handgun to school?	50
103	How many times in the past year (12 months) have you: used e-cigarettes, e-cigars, or e-hookahs (vaping)?	50
104	Are you currently on probation, or assigned a probation officer with Juvenile Court?	50
105	Have you ever belonged to a gang?	51
106	If you have ever belonged to a gang, did that gang have a name?	51
107	You are at a party at someone's house, and one of your friends offers you a drink containing alcohol. What would you say or do?	51
108	How often do you attend religious services or activities?	52
109	I think sometimes it's okay to cheat at school.	52
110	It is important to think before you act.	52
111	Sometimes I think that life is not worth it.	53
112	At times I think I am no good at all.	53
113	All in all, I am inclined to think that I am a failure.	53
114	In the past year, have you felt depressed or sad MOST days, even if you felt okay sometimes?	54
115	It is all right to beat up people if they start the fight.	54

116	I think it is okay to take something without asking if you can get away with it.	54
117	Where do you get the most information about living a drug and alcohol free life? Parents/guardians	55
118	Where do you get the most information about living a drug and alcohol free life? Friends	55
119	Where do you get the most information about living a drug and alcohol free life? Family members	55
120	Where do you get the most information about living a drug and alcohol free life? School	56
121	Where do you get the most information about living a drug and alcohol free life? Internet	56
122	Where do you get the most information about living a drug and alcohol free life? TV	56
123	Where do you get the most information about living a drug and alcohol free life? Social media	57
124	How much do you think people risk harming themselves (physically or in other ways) if they: smoked one or more packs of cigarettes per day?	57
125	How much do you think people risk harming themselves (physically or in other ways) if they: try marijuana once or twice?	57
126	How much do you think people risk harming themselves (physically or in other ways) if they: smoke marijuana once or twice a week?	58
127	How much do you think people risk harming themselves (physically or in other ways) if they: take one or two drinks of an alcoholic beverage (beer, wine, liquor) nearly every day?	58
128	How much do you think people risk harming themselves (physically or in other ways) if they: have five or more drinks of an alcoholic beverage once or twice a weekend?	58
129	How much do you think people risk harming themselves (physically or in other ways) if they: use prescription drugs that are not prescribed to them?	59
130	How much do you think people risk harming themselves (physically or in other ways) if they: use non-prescription drugs to get high?	59
131	How much do you think people risk harming themselves (physically or in other ways) if they: use e-cigarettes, e-cigars, or e-hookahs?	59
132	Have you ever used smokeless tobacco (chew, snuff, plug, dipping tobacco, or chewing tobacco)?	60
133	How often have you used smokeless tobacco during the past 30 days?	60
134	Have you ever smoked cigarettes?	60
135	How frequently have you smoked cigarettes during the past 30 days?	61
136	Which statement best describes rules about smoking inside your home or your family cars?	61
137	Have you ever used e-cigarettes, e-cigars, or e-hookahs (vaping)?	61

138	How frequently have you used e-cigarettes, e-cigars, or e-hookahs (vaping)?	62
139	During this school year, were you taught in any of your classes about the dangers of tobacco use?	62
140	During the past 12 months, have you participated in any community activities to discourage people your age from using cigarettes, chewing tobacco, snuff, dip or cigars, e-cigarettes, e-cigars, or e-hookahs?	62
141	Think back over the last two weeks. How many times have you had five or more alcoholic drinks in a row?	63
142	During the past 30 days, how many times did you ride in a car or other vehicle driven by someone who had been drinking alcohol or using drugs to get high?	63
143	During the past 30 days, how many times did you drive a car or other vehicle when you had been drinking alcohol or using drugs to get high?	63
144	If you drank alcohol (not just a sip or taste) in the past year, where did you usually drink it?	64
145	How do you feel about someone your age having one or two drinks of an alcoholic beverage nearly every day?	64
146	On how many occasions have you had alcoholic beverages (beer, wine or hard liquor) to drink in your lifetime - more than just a few sips?	64
147	On how many occasions have you drunk one or more drinks of an alcoholic beverage during the past 30 days?	65
148	On how many occasions have you used marijuana (grass, pot) or hashish (hash, hash oil) in your lifetime?	65
149	On how many occasions have you used marijuana (grass, pot) or hashish (hash, hash oil) during the past 30 days?	65
150	On how many occasions have you used LSD or other psychedelics in your lifetime?	66
151	On how many occasions have you used LSD or other psychedelics during the past 30 days?	66
152	On how many occasions have you used cocaine or crack in your lifetime?	66
153	On how many occasions have you used cocaine or crack during the past 30 days?	67
154	On how many occasions have you sniffed glue, breathed the contents of an aerosol spray can, or inhaled other gases or sprays, in order to get high in your lifetime?	67
155	On how many occasions have you sniffed glue, breathed the contents of an aerosol spray can, or inhaled other gases or sprays, in order to get high during the past 30 days?	67
156	On how many occasions have you used Pegaramide (peg, Peggy, etc.) in your lifetime?	68

157	On how many occasions have you used Pegaramide (peg, Peggy, etc.) during the past 30 days?	68
158	On how many occasions have you used synthetic marijuana (K2, spice) in your lifetime?	68
159	On how many occasions have you used synthetic marijuana (K2, spice) during the past 30 days?	69
160	On how many occasions have you used methamphetamines (meth, speed, crank, crystal meth) in your lifetime?	69
161	On how many occasions have you used methamphetamines (meth, speed, crank, crystal meth) in the past 30 days?	69
162	On how many occasions have you used other chemical products (bath salts, plant food, etc.) in your lifetime?	70
163	On how many occasions have you used other chemical products (bath salts, plant food, etc.) during the past 30 days?	70
164	On how many occasions have you used heroin or other opiates in your lifetime?	70
165	On how many occasions have you used heroin or other opiates during the past 30 days?	71
166	On how many occasions have you used MDMA ('X', 'E', or ecstasy) in your lifetime?	71
167	On how many occasions have you used MDMA ('X', 'E', or ecstasy) during the past 30 days?	71
168	On how many occasions have you taken prescription drugs (such as Valium, Xanax, Ritalin, Adderall, OxyContin, Tramadol, or sleeping pills) not prescribed to you in your lifetime?	72
169	On how many occasions have you taken prescription drugs (such as Valium, Xanax, Ritalin, Adderall, OxyContin, Tramadol, or sleeping pills) not prescribed to you during the past 30 days?	72
170	On how many occasions have you taken non-prescription medicines such as diet pills (for example, Dietac, Dexatrim or Prolamine), stay-awake pills (for example No-Doz, Vivarin, or Wake), or cough or cold medicines (robos, DXM, etc.) to get high in your lifetime?	72
171	On how many occasions have you taken non-prescription medicines such as diet pills (for example, Dietac, Dexatrim or Prolamine), stay-awake pills (for example No-Doz, Vivarin, or Wake), or cough or cold medicines (robos, DXM, etc.) to get high during the past 30 days?	73
172	On how many occasions have you been drunk or very high from drinking alcoholic beverages during the past 30 days?	73
173	On how many occasions have you drunk flavored alcoholic beverages, sometimes called 'alcopops' (like Mike's Hard Lemonade, Smirnoff Ice, Bacardi Breezers, etc.) in your lifetime?	73
174	On how many occasions have you drunk flavored alcoholic beverages, sometimes called 'alcopops' (like Mike's Hard Lemonade, Smirnoff Ice, Bacardi Breezers, etc.) during the past 30 days?	74

175	If you smoked cigarettes (not just a puff or drag) in the past year, how did you usually get them?	74
176	If you used e-cigarettes, e-cigars, or e-hookahs (not just a puff or drag) in the past year, how did you usually get them? - I did not use e-cigarettes, e-cigars, or e-hookahs in the past year	75
177	If you used e-cigarettes, e-cigars, or e-hookahs (not just a puff or drag) in the past year, how did you usually get them? - I bought them in a store such as a convenience store, supermarket, discount store, or gas station	75
178	If you used e-cigarettes, e-cigars, or e-hookahs (not just a puff or drag) in the past year, how did you usually get them? - I got them on the Internet	75
179	If you used e-cigarettes, e-cigars, or e-hookahs (not just a puff or drag) in the past year, how did you usually get them? - I got them at a store that sells electronic cigarettes, such as a "vape shop"	75
180	If you used e-cigarettes, e-cigars, or e-hookahs (not just a puff or drag) in the past year, how did you usually get them? - I got them from a family member	76
181	If you used e-cigarettes, e-cigars, or e-hookahs (not just a puff or drag) in the past year, how did you usually get them? - I got them from a friend	76
182	If you used e-cigarettes, e-cigars, or e-hookahs (not just a puff or drag) in the past year, how did you usually get them? - A stranger got them for me	76
183	If you used e-cigarettes, e-cigars, or e-hookahs (not just a puff or drag) in the past year, how did you usually get them? - I took them from a store or shop	76
184	If you used e-cigarettes, e-cigars, or e-hookahs (not just a puff or drag) in the past year, how did you usually get them? - I got them some other way	77
185	If you used marijuana (grass, pot) (not just a puff or drag) in the past year, how did you usually get it? - I did not use marijuana (grass, pot) in the past year	77
186	If you used marijuana (grass, pot) (not just a puff or drag) in the past year, how did you usually get it? - I bought it myself	77
187	If you used marijuana (grass, pot) (not just a puff or drag) in the past year, how did you usually get it? - I got it from someone at school	77
188	If you used marijuana (grass, pot) (not just a puff or drag) in the past year, how did you usually get it? - I got it from someone with a medical marijuana card	78
189	If you used marijuana (grass, pot) (not just a puff or drag) in the past year, how did you usually get it? - I got it from my brother or sister	78

190	If you used marijuana (grass, pot) (not just a puff or drag) in the past year, how did you usually get it? - I got it from another relative	78
191	If you used marijuana (grass, pot) (not just a puff or drag) in the past year, how did you usually get it? - Other	78
192	If you drank alcohol (not just a sip or taste) in the past year, how did you usually get it?	79
193	If you used prescription drugs or over the counter drugs without a doctor telling you to use it or for the purpose of getting high, where did you get these drugs? - Did not use	79
194	If you used prescription drugs or over the counter drugs without a doctor telling you to use it or for the purpose of getting high, where did you get these drugs? - Bought or took from store or shop	80
195	If you used prescription drugs or over the counter drugs without a doctor telling you to use it or for the purpose of getting high, where did you get these drugs? - Got from parents with permission	80
196	If you used prescription drugs or over the counter drugs without a doctor telling you to use it or for the purpose of getting high, where did you get these drugs? - Got from home without permission	80
197	If you used prescription drugs or over the counter drugs without a doctor telling you to use it or for the purpose of getting high, where did you get these drugs? - Got from relative with permission	80
198	If you used prescription drugs or over the counter drugs without a doctor telling you to use it or for the purpose of getting high, where did you get these drugs? - Got from relative without permission	81
199	If you used prescription drugs or over the counter drugs without a doctor telling you to use it or for the purpose of getting high, where did you get these drugs? - Got from friend's home with permission	81
200	If you used prescription drugs or over the counter drugs without a doctor telling you to use it or for the purpose of getting high, where did you get these drugs? - Got from friend's home without permission	81
201	If you used prescription drugs or over the counter drugs without a doctor telling you to use it or for the purpose of getting high, where did you get these drugs? - Got from friend at school	81
202	If you used prescription drugs or over the counter drugs without a doctor telling you to use it or for the purpose of getting high, where did you get these drugs? - Got from friend at party	82
203	If you used prescription drugs or over the counter drugs without a doctor telling you to use it or for the purpose of getting high, where did you get these drugs? - Got from friend, elsewhere	82
204	If you used prescription drugs or over the counter drugs without a doctor telling you to use it or for the purpose of getting high, where did you get these drugs? - Got from internet sale	82
205	During the last month, about how many marijuana cigarettes, or the equivalent, did you smoke a day, on the average?	83

206	How wrong do your friends feel it would be for YOU to: have one or two drinks of an alcoholic beverage nearly every day?	83
207	How wrong do your friends feel it would be for YOU to: smoke tobacco?	83
208	How wrong do your friends feel it would be for YOU to: smoke marijuana?	84
209	How wrong do your friends feel it would be for YOU to: use prescription drugs not prescribed to you?	84
210	How wrong would most adults (over 21) in your neighborhood think it is for kids your age: to use marijuana?	84
211	How wrong would most adults (over 21) in your neighborhood think it is for kids your age: to drink alcohol?	85
212	How wrong would most adults (over 21) in your neighborhood think it is for kids your age: to smoke cigarettes?	85
213	How much do each of the following statements describe your neighborhood? crime and/or drug selling	85
214	How much do each of the following statements describe your neighborhood? fights	86
215	How much do each of the following statements describe your neighborhood? lots of empty or abandoned buildings	86
216	How much do each of the following statements describe your neighborhood? lots of graffiti	86
217	I feel safe in my neighborhood.	87
218	If a kid smoked marijuana in your neighborhood would he or she be caught by the police?	87
219	If a kid drank some beer, wine or hard liquor (for example, vodka, whiskey, or gin) in your neighborhood would he or she be caught by the police?	87
220	If a kid carried a handgun in your neighborhood would he or she be caught by the police?	88
221	If you wanted to get some cigarettes, how easy would it be for you to get some?	88
222	If you wanted to get some beer, wine or hard liquor (for example, vodka, whiskey, or gin), how easy would it be for you to get some?	88
223	If you wanted to get a drug like cocaine, LSD, or amphetamines, how easy would it be for you to get some?	89
224	If you wanted to get a handgun, how easy would it be for you to get one?	89
225	If you wanted to get some marijuana, how easy would it be for you to get some?	89
226	If you wanted to get prescription drugs for the purpose of getting high, how easy would it be for you to get some?	90
227	If you wanted to get synthetic marijuana such as K2 or chemical products such as bath salts to get high, how easy would it be for you to get some?	90

228	If you wanted to get steroids to use or to enhance athletic performance, how easy would it be for you to get some?	90
229	If you wanted to get e-cigarettes, e-cigars, or e-hookahs, how easy would it be for you to get some?	91
230	During the past 12 months, have you participated in any alcohol prevention programs or seen any alcohol prevention messages in your school or community? Yes, a school-based program focused on preventing underage drinking and/or drinking and driving.	91
231	During the past 12 months, have you participated in any alcohol prevention programs or seen any alcohol prevention messages in your school or community? Yes, a community-based program focused on preventing underage drinking and/or drinking and driving (for example, through your church or temple or through youth groups like Boys and Girls Club or 4-H).	91
232	During the past 12 months, have you participated in any alcohol prevention programs or seen any alcohol prevention messages in your school or community? Yes, a media campaign addressing underage drinking and/or drinking and driving (for example, newspaper ads, posters, pamphlets, radio, TV).	92
233	During the past 12 months, have you participated in any alcohol prevention programs or seen any alcohol prevention messages in your school or community? No	92
234	How wrong do your parents feel it would be for YOU to: have one or two drinks of an alcoholic beverage nearly every day?	92
235	How wrong do your parents feel it would be for YOU to: smoke tobacco?	92
236	How wrong do your parents feel it would be for YOU to: smoke marijuana?	93
237	How wrong do your parents feel it would be for YOU to: use prescription drugs not prescribed to you?	93
238	How wrong do your parents feel it would be for YOU to: steal something?	93
239	How wrong do your parents feel it would be for YOU to: draw graffiti, write things, or draw pictures on buildings or other property (without the owner's permission)?	94
240	How wrong do your parents feel it would be for YOU to: pick a fight with someone?	94
241	During the past 12 months, have you talked with at least one of your parents about the dangers of underage drinking and/or drinking and driving? By parents, we mean either your biological parents, adoptive parents, stepparents, or adult guardians - whether or not they live with you.	94
242	The rules in my family are clear.	95
243	People in my family have serious arguments about the same things, and often insult or yell at each other.	95

244	When I am not at home, one of my parents knows where I am and who I am with.	95
245	My family has clear rules about alcohol and drug use.	96
246	If you skipped school would you be caught by your parents?	96
247	My parents ask if I've gotten my homework done.	96
248	Would your parents know if you did not come home on time?	97
249	Do you know how to properly dispose of leftover prescription drugs?	97
250	Have any of your brothers or sisters ever: drunk beer, wine or hard liquor (for example, vodka, whiskey or gin)?	97
251	Have any of your brothers or sisters ever: smoked marijuana?	97
252	Have any of your brothers or sisters ever: smoked cigarettes?	98
253	Have any of your brothers or sisters ever: taken a handgun to school?	98
254	Have any of your brothers or sisters ever: been suspended or expelled from school?	98
255	Have any of your brothers or sisters ever: used e-cigarettes, e-cigars or e-hookahs (vaping)?	98
256	Have any of your brothers or sisters ever: used prescription drugs not prescribed to him/her?	99
257	Have you changed homes in the past year (the last 12 months)?	99
258	How many times have you changed homes since kindergarten?	99
259	Have you changed schools (including changing from elementary to middle and middle to high school) in the past year?	99
260	How many times have you changed schools since kindergarten (including changing from elementary to middle and middle to high school)?	100
261	Has anyone in your family ever had severe alcohol or drug problems?	100
262	About how many adults (over 21) have you known personally who in the past year have: used marijuana, crack, cocaine, or other drugs?	100
263	About how many adults (over 21) have you known personally who in the past year have: sold or dealt drugs?	101
264	About how many adults (over 21) have you known personally who in the past year have: done other things that could get them in trouble with the police, like stealing, selling stolen goods, mugging or assaulting others, etc.?	101
265	About how many adults (over 21) have you known personally who in the past year have: gotten drunk or high?	101
266	How honest were you in filling out this survey?	102

List of Figures

1	Grade Chart	12
2	Gender Chart	13
3	Age Chart	14

1 INTRODUCTION

This report was generated from data collected on the *2019 Arkansas Prevention Needs Assessment Student Survey*. This report contains basic frequency tables of all data collected and graphs on the selected demographic variables of grade, gender and age.

Questions regarding the information found in this report can be directed to:

International Survey Associates dba Pride Surveys

Mr. Jay Gleaton

2140 Newmarket Parkway

Suite 116

Marietta, GA 30067

Telephone: (800) 279-6361

Fax: (770) 726-9327

Website: <http://www.pridesurveys.com>

Grade Chart

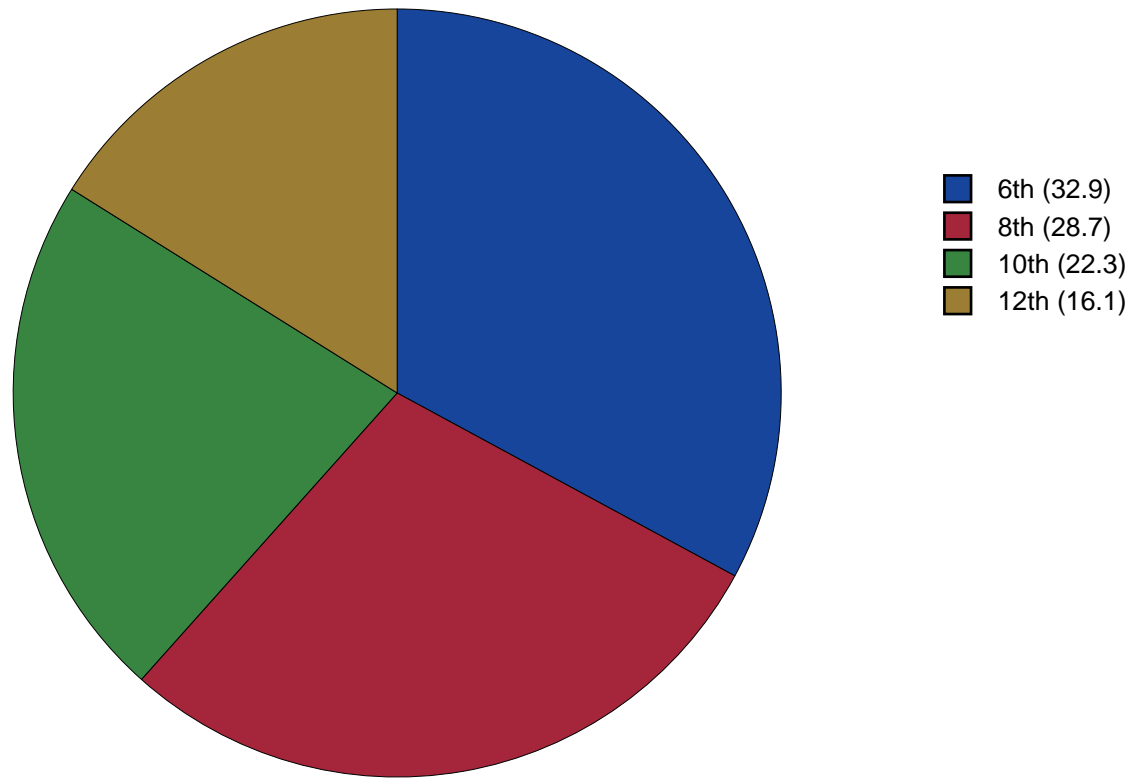


Figure 1: Grade Chart

Gender Chart

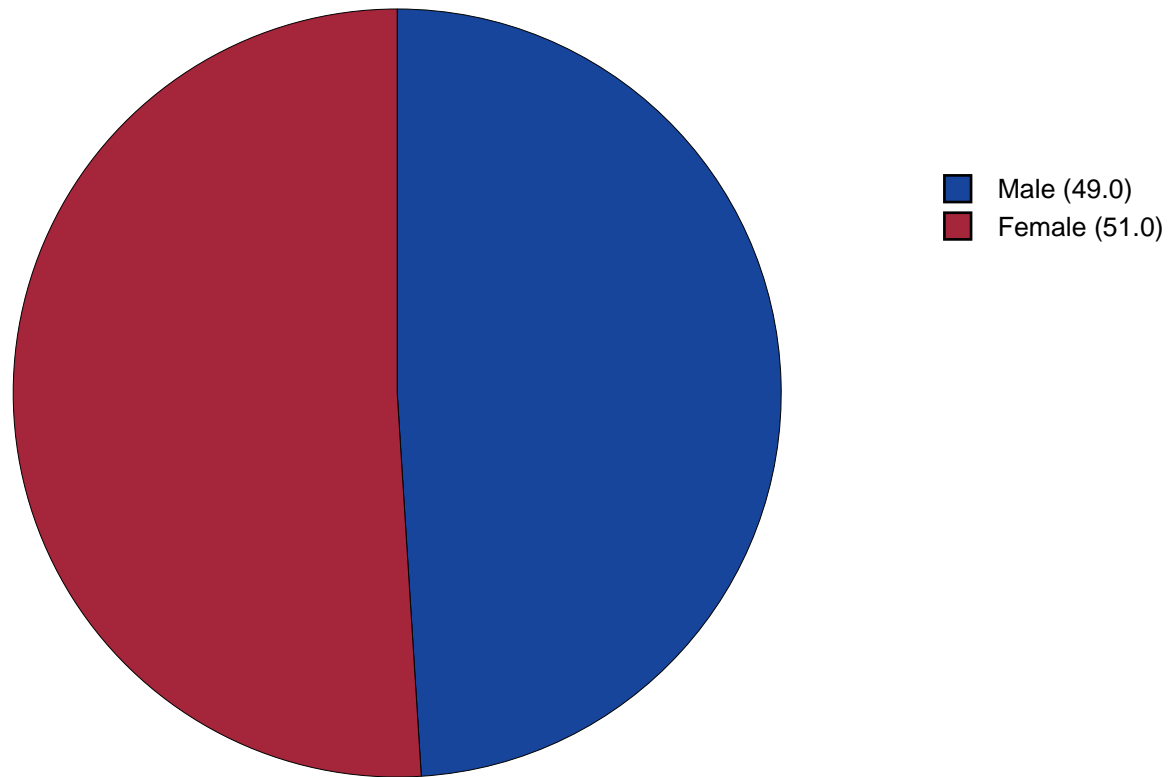


Figure 2: Gender Chart

Age Chart

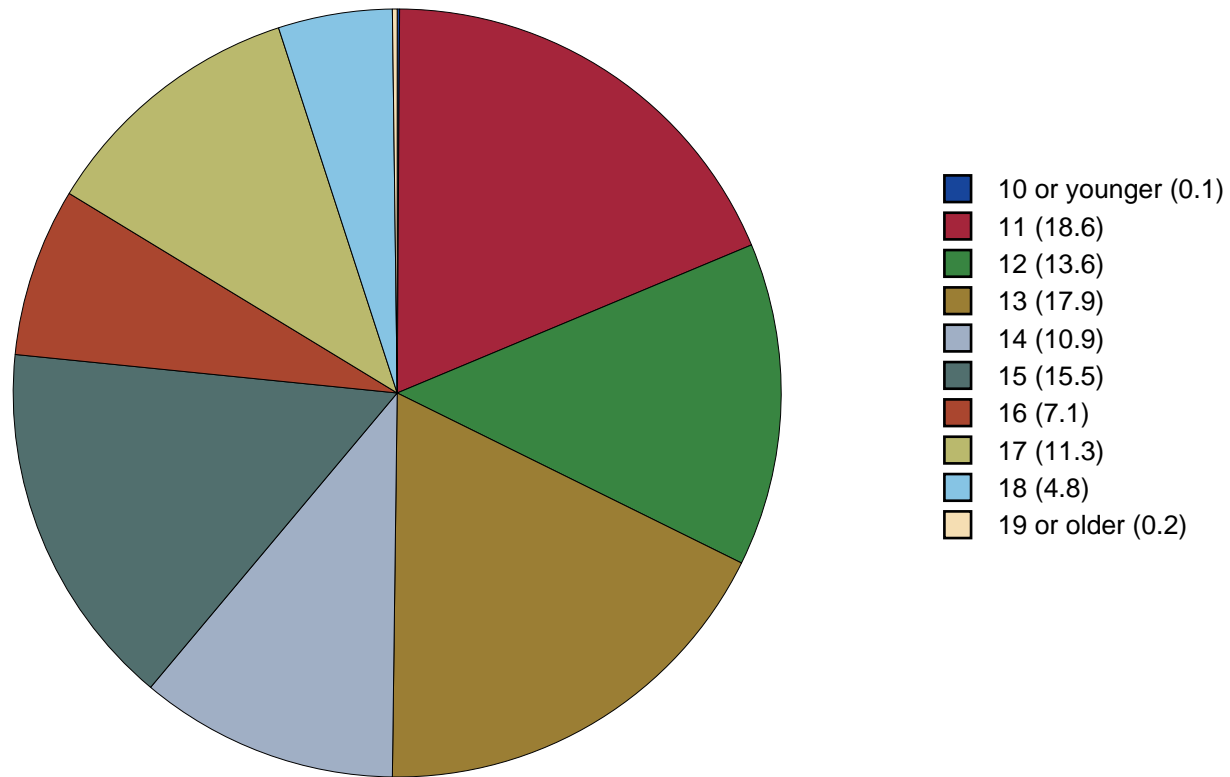


Figure 3: Age Chart

2 PERCENTAGE TABLES

The following tables contain frequency distribution detailing how your students responded to each question on the survey. The tables appear in the same order as the questions on the survey. The tables include breakdowns by grade level as well as overall percentages. The *N of Valid* row is a frequency count of the number of valid responses to each question for each grade and overall. The *N of Miss* row is a frequency count of the number of invalid (marked more than one response) or missing (i.e. did not respond) responses to each question for each grade and overall.

For the questions that allowed more than one response (i.e. race, live with, etc.) each response becomes a separate table. If a student did not mark the response, that was counted as a NO response, and if they did mark the response, that was counted as a YES response. Since a non response is a valid response for these questions, the *N of Miss* will always be zero for these questions.

Table 1: Gender



Response	6	8	10	12	Total	
Male	50.6	48.2	47.9	48.2	49.0	
Female	49.4	51.8	52.1	51.8	51.0	
N of Valid	1104	955	722	506	3287	
N of Miss	45	47	57	57	206	

Table 2: Age











Response	6	8	10	12	Total	
10 or younger	0.3	0.0	0.0	0.0	0.1	
11	56.5	0.0	0.0	0.0	18.6	
12	41.0	0.1	0.1	0.0	13.6	
13	2.2	60.1	0.0	0.0	17.9	
14	0.0	38.0	0.3	0.0	10.9	
15	0.0	1.8	67.1	0.0	15.5	
16	0.0	0.0	31.3	0.9	7.1	
17	0.0	0.0	1.2	68.5	11.3	
18	0.0	0.0	0.1	29.6	4.8	
19 or older	0.0	0.0	0.0	1.1	0.2	
N of Valid	1143	994	777	558	3472	
N of Miss	6	8	2	5	21	

Table 3: Are you Hispanic or Latino?



Response	6	8	10	12	Total	
No	85.3	81.4	85.5	88.3	84.7	
Yes	14.7	18.6	14.5	11.7	15.3	
N of Valid	1082	991	768	549	3390	
N of Miss	67	11	11	14	103	

Table 4: What is your race? Black or African American



Response	6	8	10	12	Total	
No	84.6	85.0	85.7	85.6	85.1	
Yes	15.4	15.0	14.3	14.4	14.9	
N of Valid	1125	981	764	556	3426	
N of Miss	0	0	0	0	0	

Table 5: What is your race? Asian



Response	6	8	10	12	Total	
No	97.6	97.5	96.1	97.3	97.2	
Yes	2.4	2.5	3.9	2.7	2.8	
N of Valid	1125	981	764	556	3426	
N of Miss	0	0	0	0	0	

Table 6: What is your race? American Indian



Response	6	8	10	12	Total	
No	94.8	93.7	95.0	96.2	94.8	
Yes	5.2	6.3	5.0	3.8	5.2	
N of Valid	1125	981	764	556	3426	
N of Miss	0	0	0	0	0	

Table 7: What is your race? Alaska Native



Response	6	8	10	12	Total	
No	99.6	99.7	99.9	100.0	99.7	
Yes	0.4	0.3	0.1	0.0	0.3	
N of Valid	1125	981	764	556	3426	
N of Miss	0	0	0	0	0	

Table 8: What is your race? White



Response	6	8	10	12	Total	
No	28.1	24.9	22.8	19.4	24.6	
Yes	71.9	75.1	77.2	80.6	75.4	
N of Valid	1125	981	764	556	3426	
N of Miss	0	0	0	0	0	

Table 9: What is your race? Native Hawaiian or Other Pacific Islander



Response	6	8	10	12	Total	
No	98.9	99.3	98.8	99.8	99.2	
Yes	1.1	0.7	1.2	0.2	0.8	
N of Valid	1125	981	764	556	3426	
N of Miss	0	0	0	0	0	

Table 10: What is your race? Other



Response	6	8	10	12	Total	
No	84.3	84.9	89.9	95.1	87.5	
Yes	15.7	15.1	10.1	4.9	12.5	
N of Valid	1125	981	764	556	3426	
N of Miss	0	0	0	0	0	

Table 11: What is the highest level of schooling completed by your mother or father?

Response	6	8	10	12	Total
Completed grade school or less	2.9	2.7	2.8	1.6	2.6
Some high school	1.9	3.3	10.7	12.2	6.0
Completed high school	7.3	10.4	12.7	11.7	10.1
Some college	7.3	9.9	13.8	18.0	11.2
Completed college	26.9	30.9	31.7	34.9	30.4
Graduate or professional school after college	15.8	18.1	16.4	16.4	16.7
Don't know	34.7	22.6	10.3	4.0	20.8
Does not apply	3.2	1.9	1.6	1.3	2.1
N of Valid	1134	987	774	556	3451
N of Miss	15	15	5	7	42

Table 12: Think of where you live most of the time. Which of the following people live there with you? Mother

Response	6	8	10	12	Total
No	10.8	11.9	13.0	15.1	12.3
Yes	89.2	88.1	87.0	84.9	87.7
N of Valid	1144	997	778	562	3481
N of Miss	0	0	0	0	0

Table 13: Think of where you live most of the time. Which of the following people live there with you? Stepmother

Response	6	8	10	12	Total
No	94.4	91.9	91.1	93.4	92.8
Yes	5.6	8.1	8.9	6.6	7.2
N of Valid	1144	997	778	562	3481
N of Miss	0	0	0	0	0

Table 14: Think of where you live most of the time. Which of the following people live there with you? Foster Mother



Response	6	8	10	12	Total	
No	99.3	99.5	99.4	99.6	99.4	
Yes	0.7	0.5	0.6	0.4	0.6	
N of Valid	1144	997	778	562	3481	
N of Miss	0	0	0	0	0	

Table 15: Think of where you live most of the time. Which of the following people live there with you? Grandmother



Response	6	8	10	12	Total	
No	85.9	88.8	89.7	93.6	88.8	
Yes	14.1	11.2	10.3	6.4	11.2	
N of Valid	1144	997	778	562	3481	
N of Miss	0	0	0	0	0	

Table 16: Think of where you live most of the time. Which of the following people live there with you? Aunt



Response	6	8	10	12	Total	
No	95.5	97.0	97.2	98.4	96.8	
Yes	4.5	3.0	2.8	1.6	3.2	
N of Valid	1144	997	778	562	3481	
N of Miss	0	0	0	0	0	

Table 17: Think of where you live most of the time. Which of the following people live there with you? Father



Response	6	8	10	12	Total	
No	33.7	34.1	38.8	36.7	35.4	
Yes	66.3	65.9	61.2	63.3	64.6	
N of Valid	1144	997	778	562	3481	
N of Miss	0	0	0	0	0	

Table 18: Think of where you live most of the time. Which of the following people live there with you? Stepfather



Response	6	8	10	12	Total	
No	85.1	83.1	82.5	85.1	83.9	
Yes	14.9	16.9	17.5	14.9	16.1	
N of Valid	1144	997	778	562	3481	
N of Miss	0	0	0	0	0	

Table 19: Think of where you live most of the time. Which of the following people live there with you? Foster Father



Response	6	8	10	12	Total	
No	99.6	99.5	99.4	99.6	99.5	
Yes	0.4	0.5	0.6	0.4	0.5	
N of Valid	1144	997	778	562	3481	
N of Miss	0	0	0	0	0	

Table 20: Think of where you live most of the time. Which of the following people live there with you? Grandfather



Response	6	8	10	12	Total	
No	91.8	93.8	95.0	96.8	93.9	
Yes	8.2	6.2	5.0	3.2	6.1	
N of Valid	1144	997	778	562	3481	
N of Miss	0	0	0	0	0	

Table 21: Think of where you live most of the time. Which of the following people live there with you? Uncle



Response	6	8	10	12	Total	
No	95.5	97.7	96.7	98.4	96.8	
Yes	4.5	2.3	3.3	1.6	3.2	
N of Valid	1144	997	778	562	3481	
N of Miss	0	0	0	0	0	

Table 22: Think of where you live most of the time. Which of the following people live there with you? Other Adults



Response	6	8	10	12	Total	
No	97.7	98.4	97.3	97.3	97.8	
Yes	2.3	1.6	2.7	2.7	2.2	
N of Valid	1144	997	778	562	3481	
N of Miss	0	0	0	0	0	

Table 23: Think of where you live most of the time. Which of the following people live there with you? Brother(s)



Response	6	8	10	12	Total	
No	52.8	50.9	53.9	58.5	53.4	
Yes	47.2	49.1	46.1	41.5	46.6	
N of Valid	1144	997	778	562	3481	
N of Miss	0	0	0	0	0	

Table 24: Think of where you live most of the time. Which of the following people live there with you? Stepbrother(s)



Response	6	8	10	12	Total	
No	93.9	94.1	93.7	95.9	94.2	
Yes	6.1	5.9	6.3	4.1	5.8	
N of Valid	1144	997	778	562	3481	
N of Miss	0	0	0	0	0	

Table 25: Think of where you live most of the time. Which of the following people live there with you? Sister(s)



Response	6	8	10	12	Total	
No	54.3	51.9	56.3	60.0	55.0	
Yes	45.7	48.1	43.7	40.0	45.0	
N of Valid	1144	997	778	562	3481	
N of Miss	0	0	0	0	0	

Table 26: Think of where you live most of the time. Which of the following people live there with you? Stepsister(s)



Response	6	8	10	12	Total	
No	94.1	93.7	94.5	96.4	94.4	
Yes	5.9	6.3	5.5	3.6	5.6	
N of Valid	1144	997	778	562	3481	
N of Miss	0	0	0	0	0	

Table 27: Think of where you live most of the time. Which of the following people live there with you? Other Children



Response	6	8	10	12	Total	
No	95.6	96.6	95.1	95.6	95.8	
Yes	4.4	3.4	4.9	4.4	4.2	
N of Valid	1144	997	778	562	3481	
N of Miss	0	0	0	0	0	

Table 28: In my school, students have lots of chances to help decide things like class activities and rules.





Response	6	8	10	12	Total	
NO!	6.8	9.3	10.6	14.4	9.5	
no	30.1	29.6	32.5	30.5	30.6	
yes	53.7	52.7	47.6	45.5	50.8	
YES!	9.4	8.5	9.4	9.6	9.2	
N of Valid	1135	980	748	534	3397	
N of Miss	14	22	31	29	96	

Table 29: Teachers ask me to work on special classroom projects.





Response	6	8	10	12	Total	
NO!	11.1	8.9	13.4	11.0	10.9	
no	40.1	49.1	47.5	46.4	45.3	
yes	40.7	37.6	35.5	37.1	38.1	
YES!	8.2	4.5	3.5	5.5	5.7	
N of Valid	1104	958	737	528	3327	
N of Miss	45	44	42	35	166	

Table 30: My teacher(s) notices when I am doing a good job and lets me know about it.

Response	6	8	10	12	Total
NO!	4.7	7.4	8.5	10.7	7.3
no	21.4	28.9	34.9	31.4	28.1
yes	51.2	51.6	47.6	47.0	49.9
YES!	22.7	12.1	9.0	10.9	14.7
N of Valid	1107	945	737	525	3314
N of Miss	42	57	42	38	179

Table 31: There are lots of chances for students in my school to get involved in sports, clubs, and other school activities outside of class.

Response	6	8	10	12	Total
NO!	1.9	0.8	1.5	1.7	1.5
no	7.2	5.6	4.2	5.9	5.9
yes	38.0	44.0	43.3	42.1	41.5
YES!	52.9	49.5	51.1	50.3	51.1
N of Valid	1132	974	742	527	3375
N of Miss	17	28	37	36	118

Table 32: There are lots of chances for students in my school to talk with a teacher one-on-one.

Response	6	8	10	12	Total
NO!	3.2	3.4	4.8	4.4	3.8
no	14.0	21.5	23.2	23.1	19.6
yes	50.2	52.0	53.5	49.4	51.3
YES!	32.5	23.1	18.5	23.1	25.2
N of Valid	1125	972	746	528	3371
N of Miss	24	30	33	35	122

Table 33: I feel safe at my school.

Response	6	8	10	12	Total	
NO!	2.7	4.1	6.6	7.0	4.6	
no	8.2	14.2	21.4	13.6	13.7	
yes	43.1	56.0	57.4	58.9	52.5	
YES!	46.0	25.6	14.6	20.5	29.2	
N of Valid	1124	964	742	528	3358	
N of Miss	25	38	37	35	135	

Table 34: The school lets my parents know when I have done something well.

Response	6	8	10	12	Total	
NO!	12.9	19.2	32.0	37.9	22.9	
no	36.5	49.7	48.6	43.4	44.0	
yes	35.8	25.5	16.2	15.8	25.4	
YES!	14.8	5.7	3.2	2.8	7.7	
N of Valid	1123	966	741	530	3360	
N of Miss	26	36	38	33	133	

Table 35: My teachers praise me when I work hard in school.

Response	6	8	10	12	Total	
NO!	12.4	13.2	16.8	20.1	14.8	
no	33.9	46.3	42.6	44.4	41.1	
yes	40.6	34.5	36.3	30.7	36.3	
YES!	13.1	5.9	4.3	4.7	7.7	
N of Valid	1106	967	746	527	3346	
N of Miss	43	35	33	36	147	

Table 36: Are your school grades better than the grades of most students in your class?

Response	6	8	10	12	Total
NO!	6.5	4.9	10.1	5.7	6.7
no	30.1	30.0	28.8	30.1	29.8
yes	48.1	49.7	46.8	47.3	48.2
YES!	15.4	15.4	14.3	16.9	15.4
N of Valid	1100	954	743	528	3325
N of Miss	49	48	36	35	168

Table 37: I have lots of chances to be part of class discussions or activities.

Response	6	8	10	12	Total
NO!	3.7	1.7	4.0	2.6	3.0
no	12.1	11.9	13.0	14.5	12.6
yes	49.7	64.7	66.0	63.0	59.7
YES!	34.5	21.7	17.0	19.8	24.7
N of Valid	1122	966	741	530	3359
N of Miss	27	36	38	33	134

Table 38: Now thinking back over the past year in school, how often did you: enjoy being in school?

Response	6	8	10	12	Total
Never	7.2	7.3	10.1	10.4	8.4
Seldom	11.1	17.1	21.2	20.6	16.5
Sometimes	29.3	38.0	38.4	37.2	35.0
Often	29.5	26.3	24.7	23.8	26.6
Almost always	22.8	11.3	5.5	8.1	13.4
N of Valid	1135	974	740	530	3379
N of Miss	14	28	39	33	114

Table 39: Now thinking back over the past year in school, how often did you: hate being in school?






Response	6	8	10	12	Total	
Never	12.3	4.7	1.9	3.8	6.5	
Seldom	32.3	23.1	20.1	19.9	25.0	
Sometimes	29.9	36.8	37.2	35.8	34.4	
Often	13.2	20.7	22.9	25.6	19.5	
Almost always	12.3	14.6	17.9	15.0	14.6	
N of Valid	1126	964	733	528	3351	
N of Miss	23	38	46	35	142	

Table 40: Now thinking back over the past year in school, how often did you: try to do your best work in school?






Response	6	8	10	12	Total	
Never	0.4	0.3	0.8	0.9	0.6	
Seldom	1.1	2.0	3.7	4.0	2.4	
Sometimes	5.6	13.4	18.2	20.0	12.8	
Often	19.5	29.0	33.5	35.5	27.8	
Almost always	73.4	55.4	43.9	39.6	56.4	
N of Valid	1131	973	738	530	3372	
N of Miss	18	29	41	33	121	

Table 41: How often do you feel that the school work you are assigned is meaningful and important?






Response	6	8	10	12	Total	
Never	3.2	4.7	8.0	8.1	5.5	
Seldom	8.7	19.1	28.1	32.3	19.7	
Sometimes	28.8	40.2	37.8	40.8	36.0	
Often	33.4	25.3	20.0	14.4	25.1	
Almost always	26.0	10.7	6.1	4.3	13.8	
N of Valid	1130	974	740	529	3373	
N of Miss	19	28	39	34	120	

Table 42: Putting them all together, what were your grades like last year?

Response	6	8	10	12	Total
Mostly F's	1.1	0.2	1.3	0.2	0.8
Mostly D's	1.6	1.7	3.2	2.7	2.2
Mostly C's	7.3	9.6	14.7	15.2	10.8
Mostly B's	32.8	34.2	35.9	34.8	34.2
Mostly A's	57.1	54.2	44.9	47.2	52.1
N of Valid	1134	977	744	528	3383
N of Miss	15	25	35	35	110

Table 43: How important do you think the things you are learning in school are going to be for your later life?

Response	6	8	10	12	Total
Very important	39.0	16.9	7.1	5.7	20.4
Quite important	26.6	25.3	17.5	15.5	22.5
Fairly important	22.7	32.2	34.6	30.8	29.3
Slightly important	10.5	21.2	31.3	38.0	22.4
Not at all important	1.2	4.4	9.4	10.0	5.3
N of Valid	1134	976	742	529	3381
N of Miss	15	26	37	34	112

Table 44: During the LAST FOUR WEEKS how many whole days of school have you missed because you skipped or "cut"?

Response	6	8	10	12	Total
None	57.4	61.6	67.2	45.8	58.9
1	15.6	16.5	13.0	23.2	16.5
2	10.2	8.7	8.2	12.4	9.7
3	6.7	6.8	5.0	9.0	6.7
4-5	6.8	4.7	4.2	6.8	5.6
6-10	3.0	1.3	2.2	1.7	2.1
11 or more	0.4	0.3	0.3	1.1	0.5
N of Valid	1138	973	744	531	3386
N of Miss	11	29	35	32	107

Table 45: What are the chances you would be seen as cool if you: smoked cigarettes?






Response	6	8	10	12	Total	
No or very little chance	86.8	75.1	72.6	70.3	77.8	
Little chance	6.8	12.4	13.4	16.5	11.3	
Some chance	3.4	7.9	9.0	8.1	6.6	
Pretty good chance	2.0	3.5	3.6	3.5	3.0	
Very good chance	1.1	1.0	1.5	1.6	1.2	
N of Valid	1127	969	726	509	3331	
N of Miss	22	33	53	54	162	

Table 46: What are the chances you would be seen as cool if you: worked hard at school?






Response	6	8	10	12	Total	
No or very little chance	5.1	13.5	12.6	12.4	10.3	
Little chance	10.9	16.2	17.8	19.7	15.3	
Some chance	18.2	25.4	29.6	27.7	24.2	
Pretty good chance	30.1	25.5	26.8	26.1	27.4	
Very good chance	35.7	19.5	13.1	14.1	22.8	
N of Valid	1119	950	712	502	3283	
N of Miss	30	52	67	61	210	

Table 47: What are the chances you would be seen as cool if you: began drinking alcoholic beverages regularly, that is, at least once or twice a month?






Response	6	8	10	12	Total	
No or very little chance	85.1	66.6	49.1	45.3	65.8	
Little chance	7.8	14.3	16.7	15.0	12.7	
Some chance	4.4	10.9	16.7	15.8	10.7	
Pretty good chance	1.5	6.6	12.8	17.4	7.9	
Very good chance	1.3	1.7	4.7	6.5	2.9	
N of Valid	1119	960	719	506	3304	
N of Miss	30	42	60	57	189	

Table 48: What are the chances you would be seen as cool if you: defended someone who was being bullied?

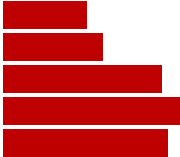
Response	6	8	10	12	Total	
No or very little chance	8.5	12.7	13.2	12.0	11.3	
Little chance	9.1	14.9	16.3	17.7	13.7	
Some chance	18.6	26.1	24.9	26.8	23.4	
Pretty good chance	26.4	26.9	29.4	26.0	27.1	
Very good chance	37.3	19.4	16.2	17.5	24.4	
N of Valid	1116	964	722	508	3310	
N of Miss	33	38	57	55	183	

Table 49: What are the chances you would be seen as cool if you: smoked marijuana?


Response	6	8	10	12	Total	
No or very little chance	87.2	66.8	46.5	44.9	65.9	
Little chance	6.0	10.7	12.8	13.2	9.9	
Some chance	2.6	8.8	15.7	15.2	9.2	
Pretty good chance	2.2	8.0	14.3	14.0	8.3	
Very good chance	2.0	5.7	10.7	12.8	6.6	
N of Valid	1118	965	719	508	3310	
N of Miss	31	37	60	55	183	

Table 50: What are the chances you would be seen as cool if you: carried a handgun?


Response	6	8	10	12	Total	
No or very little chance	82.8	76.4	72.7	75.3	77.6	
Little chance	7.8	9.7	13.4	12.3	10.3	
Some chance	3.2	5.5	7.6	5.8	5.2	
Pretty good chance	3.6	4.5	4.0	3.2	3.9	
Very good chance	2.6	4.0	2.2	3.4	3.0	
N of Valid	1117	960	722	503	3302	
N of Miss	32	42	57	60	191	

Table 51: What are the chances you would be seen as cool if you: used e-cigarettes, e-cigars or e-hookahs (vaping)?


Response	6	8	10	12	Total	
No or very little chance	81.1	58.4	43.8	41.1	60.3	
Little chance	8.1	12.1	10.8	12.5	10.5	
Some chance	4.9	9.6	14.6	14.6	9.9	
Pretty good chance	2.9	10.9	16.2	14.8	10.0	
Very good chance	2.9	9.1	14.6	17.0	9.4	
N of Valid	1119	961	721	506	3307	
N of Miss	30	41	58	57	186	

Table 52: What are the chances you would be seen as cool if you: bullied someone or cyber bullied someone?


Response	6	8	10	12	Total	
No or very little chance	81.1	58.4	43.8	41.1	60.3	
Little chance	8.1	12.1	10.8	12.5	10.5	
Some chance	4.9	9.6	14.6	14.6	9.9	
Pretty good chance	2.9	10.9	16.2	14.8	10.0	
Very good chance	2.9	9.1	14.6	17.0	9.4	
N of Valid	1119	961	721	506	3307	
N of Miss	30	41	58	57	186	

Table 53: Think of your four best friends (the friends you feel closest to). In the past year (12 months), how many of your best friends have: participated in clubs, organizations or activities at school?


Response	6	8	10	12	Total	
0	18.1	12.1	11.1	16.1	14.5	
1	17.1	12.7	14.3	15.0	14.9	
2	21.3	18.2	19.4	21.3	20.0	
3	16.6	19.5	18.1	13.4	17.3	
4	26.8	37.6	37.1	34.3	33.3	
N of Valid	1108	961	722	508	3299	
N of Miss	41	41	57	55	194	

Table 54: Think of your four best friends (the friends you feel closest to). In the past year (12 months), how many of your best friends have: smoked cigarettes?






Response	6	8	10	12	Total	
0	94.6	88.8	80.0	76.3	86.9	
1	3.5	7.3	10.5	12.1	7.4	
2	1.2	2.1	5.1	7.3	3.2	
3	0.3	0.3	2.0	2.6	1.0	
4	0.5	1.5	2.4	1.6	1.4	
N of Valid	1100	935	704	494	3233	
N of Miss	49	67	75	69	260	

Table 55: Think of your four best friends (the friends you feel closest to). In the past year (12 months), how many of your best friends have: tried beer, wine or hard liquor (for example, vodka, whiskey, or gin) when their parents didn't know about it?






Response	6	8	10	12	Total	
0	90.0	72.2	51.4	44.6	69.4	
1	6.2	11.5	15.1	14.3	10.9	
2	1.8	8.1	11.6	13.9	7.6	
3	0.7	3.8	9.1	10.2	4.9	
4	1.3	4.5	12.7	16.9	7.1	
N of Valid	1117	966	722	509	3314	
N of Miss	32	36	57	54	179	

Table 56: Think of your four best friends (the friends you feel closest to). In the past year (12 months), how many of your best friends have: used e-cigarettes, e-cigars, or e-hookahs?






Response	6	8	10	12	Total	
0	91.6	72.5	52.5	43.5	70.1	
1	4.6	12.6	16.2	15.0	11.0	
2	1.8	6.3	10.6	14.4	7.0	
3	0.8	4.5	8.4	9.6	4.9	
4	1.2	4.2	12.3	17.5	7.0	
N of Valid	1120	962	724	508	3314	
N of Miss	29	40	55	55	179	

Table 57: Think of your four best friends (the friends you feel closest to). In the past year (12 months), how many of your best friends have: used marijuana?






Response	6	8	10	12	Total	
0	96.4	85.1	62.9	52.1	79.0	
1	2.6	8.3	14.9	16.3	9.1	
2	0.4	3.1	9.4	11.5	4.9	
3	0.3	0.9	4.6	5.8	2.2	
4	0.4	2.5	8.2	14.3	4.8	
N of Valid	1111	961	723	503	3298	
N of Miss	38	41	56	60	195	

Table 58: Think of your four best friends (the friends you feel closest to). In the past year (12 months), how many of your best friends have: used prescription drugs or non-prescription drugs for the purpose of getting high?






Response	6	8	10	12	Total	
0	97.1	92.3	84.4	84.8	91.0	
1	1.6	4.6	8.9	8.7	5.1	
2	0.9	1.1	3.3	4.2	2.0	
3	0.1	0.5	1.1	0.2	0.5	
4	0.3	1.5	2.4	2.2	1.4	
N of Valid	1114	961	723	506	3304	
N of Miss	35	41	56	57	189	

Table 59: Think of your four best friends (the friends you feel closest to). In the past year (12 months), how many of your best friends have: used synthetic marijuana (K2, spice) or bath salts?






Response	6	8	10	12	Total	
0	98.1	96.6	93.2	97.0	96.4	
1	1.3	2.0	3.5	1.4	2.0	
2	0.2	0.4	1.5	1.0	0.7	
3	0.1	0.1	1.0	0.2	0.3	
4	0.3	0.9	0.8	0.4	0.6	
N of Valid	1117	962	724	507	3310	
N of Miss	32	40	55	56	183	

Table 60: Think of your four best friends (the friends you feel closest to). In the past year (12 months), how many of your best friends have: used LSD, cocaine, amphetamines, or other illegal drugs?






Response	6	8	10	12	Total	
0	97.8	96.0	92.4	91.1	95.1	
1	1.3	2.6	5.0	4.3	2.9	
2	0.4	0.7	1.4	1.4	0.8	
3	0.3	0.0	0.8	1.0	0.4	
4	0.3	0.6	0.4	2.2	0.7	
N of Valid	1114	961	724	507	3306	
N of Miss	35	41	55	56	187	

Table 61: Think of your four best friends (the friends you feel closest to). In the past year (12 months), how many of your best friends have: been bullied?






Response	6	8	10	12	Total	
0	43.2	53.2	57.9	67.5	53.0	
1	26.0	24.4	18.8	14.0	22.1	
2	14.8	12.0	12.7	10.1	12.8	
3	5.6	5.0	5.5	4.3	5.2	
4	10.5	5.4	5.1	4.1	6.9	
N of Valid	1116	966	724	507	3313	
N of Miss	33	36	55	56	180	

Table 62: Think of your four best friends (the friends you feel closest to). In the past year (12 months), how many of your best friends have: been suspended from school?






Response	6	8	10	12	Total	
0	69.0	64.1	67.9	80.3	69.1	
1	18.3	20.1	16.6	11.2	17.3	
2	6.9	8.7	8.7	4.1	7.4	
3	2.6	3.0	3.4	1.2	2.7	
4	3.2	4.1	3.4	3.2	3.5	
N of Valid	1110	962	725	507	3304	
N of Miss	39	40	54	56	189	

Table 63: Think of your four best friends (the friends you feel closest to). In the past year (12 months), how many of your best friends have: carried a handgun?






Response	6	8	10	12	Total	
0	94.1	94.0	93.9	95.0	94.2	
1	3.6	3.2	2.6	2.4	3.1	
2	0.9	1.2	1.7	0.8	1.1	
3	0.4	0.6	0.8	0.6	0.6	
4	1.1	0.9	1.0	1.2	1.0	
N of Valid	1119	962	724	505	3310	
N of Miss	30	40	55	58	183	

Table 64: Think of your four best friends (the friends you feel closest to). In the past year (12 months), how many of your best friends have: sold illegal drugs?






Response	6	8	10	12	Total	
0	98.4	95.7	90.7	89.3	94.6	
1	0.8	3.0	5.0	6.5	3.2	
2	0.2	0.6	2.8	2.6	1.2	
3	0.3	0.3	0.6	0.6	0.4	
4	0.4	0.3	1.0	1.0	0.6	
N of Valid	1120	958	723	504	3305	
N of Miss	29	44	56	59	188	

Table 65: Think of your four best friends (the friends you feel closest to). In the past year (12 months), how many of your best friends have: regularly attended religious services?






Response	6	8	10	12	Total	
0	38.2	24.4	24.7	29.6	29.8	
1	13.2	15.0	18.2	17.6	15.5	
2	11.4	19.3	18.8	23.1	17.2	
3	11.4	18.6	16.3	14.0	15.0	
4	25.7	22.7	22.1	15.6	22.4	
N of Valid	1075	958	725	506	3264	
N of Miss	74	44	54	57	229	

Table 66: Think of your four best friends (the friends you feel closest to). In the past year (12 months), how many of your best friends have: stolen or tried to steal a motor vehicle such as a car or motorcycle?






Response	6	8	10	12	Total	
0	97.6	97.0	96.0	98.4	97.2	
1	1.2	2.2	2.9	1.4	1.9	
2	0.7	0.5	0.7	0.0	0.5	
3	0.1	0.2	0.3	0.0	0.2	
4	0.5	0.1	0.1	0.2	0.2	
N of Valid	1106	956	721	500	3283	
N of Miss	43	46	58	63	210	

Table 67: Think of your four best friends (the friends you feel closest to). In the past year (12 months), how many of your best friends have: been arrested?






Response	6	8	10	12	Total	
0	96.4	95.2	92.0	95.5	94.9	
1	2.5	3.4	5.4	3.2	3.5	
2	0.6	0.8	1.7	0.6	0.9	
3	0.2	0.2	0.3	0.4	0.2	
4	0.3	0.3	0.7	0.4	0.4	
N of Valid	1115	960	724	506	3305	
N of Miss	34	42	55	57	188	

Table 68: Think of your four best friends (the friends you feel closest to). In the past year (12 months), how many of your best friends have: dropped out of school?






Response	6	8	10	12	Total	
0	96.8	97.8	95.3	91.5	95.9	
1	2.3	1.2	2.9	6.9	2.8	
2	0.4	0.6	1.0	0.8	0.6	
3	0.1	0.3	0.4	0.4	0.3	
4	0.4	0.0	0.4	0.4	0.3	
N of Valid	1114	962	722	506	3304	
N of Miss	35	40	57	57	189	

Table 69: Think of your four best friends (the friends you feel closest to). In the past year (12 months), how many of your best friends have: been members of a gang?






Response	6	8	10	12	Total	
0	94.3	93.0	93.7	96.2	94.1	
1	2.8	4.7	3.3	1.8	3.3	
2	1.1	1.0	1.2	0.6	1.0	
3	0.5	0.4	0.7	0.2	0.5	
4	1.4	0.8	1.1	1.2	1.1	
N of Valid	1110	961	725	505	3301	
N of Miss	39	41	54	58	192	

Table 70: How old were you when you first: smoked marijuana?










Response	6	8	10	12	Total	
Never	98.5	94.7	80.6	69.2	89.0	
10 or younger	0.4	0.4	0.8	0.4	0.5	
11	0.6	0.9	1.9	0.6	1.0	
12	0.4	1.5	1.7	1.0	1.1	
13	0.0	2.0	2.9	2.6	1.6	
14	0.0	0.5	5.0	3.6	1.8	
15	0.0	0.0	6.4	5.3	2.2	
16	0.0	0.0	0.7	9.7	1.6	
17 or older	0.1	0.0	0.0	7.7	1.2	
N of Valid	1113	962	721	507	3303	
N of Miss	36	40	58	56	190	

Table 71: How old were you when you first: smoked a cigarette, even just a puff?










Response	6	8	10	12	Total	
Never	95.5	91.8	83.9	75.7	88.9	
10 or younger	3.2	2.8	3.1	3.8	3.1	
11	0.9	1.2	2.7	1.0	1.4	
12	0.4	2.3	2.1	1.6	1.5	
13	0.0	1.5	2.3	3.6	1.5	
14	0.0	0.4	3.3	2.4	1.2	
15	0.0	0.0	2.4	3.2	1.0	
16	0.0	0.0	0.3	5.0	0.8	
17 or older	0.0	0.0	0.0	3.8	0.6	
N of Valid	1096	941	707	503	3247	
N of Miss	53	61	72	60	246	

Table 72: How old were you when you first: had more than a sip or two of beer, wine or hard liquor (for example, vodka, whiskey, or gin)?










Response	6	8	10	12	Total	
Never	86.6	71.5	58.7	50.7	70.6	
10 or younger	9.3	9.8	7.5	3.4	8.1	
11	3.1	4.4	2.2	2.0	3.1	
12	0.8	6.2	4.2	2.2	3.3	
13	0.0	6.8	6.9	3.6	4.0	
14	0.0	1.1	10.2	4.9	3.3	
15	0.0	0.1	9.6	9.9	3.6	
16	0.0	0.0	0.7	14.8	2.4	
17 or older	0.2	0.1	0.0	8.7	1.4	
N of Valid	1113	962	722	507	3304	
N of Miss	36	40	57	56	189	

Table 73: How old were you when you first: began drinking alcoholic beverages regularly, that is, at least once or twice a month?


Response	6	8	10	12	Total	
Never	98.4	96.1	88.0	79.5	92.6	
10 or younger	1.0	0.9	0.7	0.2	0.8	
11	0.3	0.0	0.4	0.2	0.2	
12	0.1	0.6	0.6	0.2	0.4	
13	0.1	1.8	1.9	0.8	1.1	
14	0.0	0.4	2.9	2.0	1.1	
15	0.0	0.1	4.9	2.8	1.5	
16	0.0	0.0	0.6	5.1	0.9	
17 or older	0.2	0.0	0.0	9.3	1.5	
N of Valid	1113	960	719	508	3300	
N of Miss	36	42	60	55	193	

Table 74: How old were you when you first: used Pegaramide (peg, Peggy)?


Response	6	8	10	12	Total	
Never	100.0	100.0	100.0	100.0	100.0	
10 or younger	0.0	0.0	0.0	0.0	0.0	
11	0.0	0.0	0.0	0.0	0.0	
12	0.0	0.0	0.0	0.0	0.0	
13	0.0	0.0	0.0	0.0	0.0	
14	0.0	0.0	0.0	0.0	0.0	
15	0.0	0.0	0.0	0.0	0.0	
16	0.0	0.0	0.0	0.0	0.0	
17 or older	0.0	0.0	0.0	0.0	0.0	
N of Valid	1092	958	722	506	3278	
N of Miss	57	44	57	57	215	

Table 75: How old were you when you first: got suspended from school?










Response	6	8	10	12	Total	
Never	87.3	82.3	75.1	83.2	82.6	
10 or younger	8.4	7.0	7.5	5.1	7.3	
11	3.2	4.0	1.8	0.4	2.7	
12	1.0	3.6	3.6	1.2	2.4	
13	0.0	2.7	5.3	1.8	2.2	
14	0.0	0.3	4.0	2.0	1.3	
15	0.0	0.1	1.9	3.0	0.9	
16	0.0	0.0	0.7	2.0	0.5	
17 or older	0.0	0.0	0.0	1.4	0.2	
N of Valid	1113	964	720	507	3304	
N of Miss	36	38	59	56	189	

Table 76: How old were you when you first: got arrested?










Response	6	8	10	12	Total	
Never	98.7	98.2	95.4	98.6	97.8	
10 or younger	0.6	0.2	0.8	0.0	0.5	
11	0.4	0.5	0.1	0.0	0.3	
12	0.3	0.1	0.4	0.2	0.2	
13	0.1	0.5	1.1	0.0	0.4	
14	0.0	0.3	1.0	0.0	0.3	
15	0.0	0.1	1.0	0.2	0.3	
16	0.0	0.0	0.1	0.8	0.2	
17 or older	0.0	0.0	0.0	0.2	0.0	
N of Valid	1113	960	723	506	3302	
N of Miss	36	42	56	57	191	

Table 77: How old were you when you first: carried a handgun?










Response	6	8	10	12	Total	
Never	94.8	92.9	95.1	96.1	94.5	
10 or younger	2.8	2.7	1.7	1.0	2.2	
11	1.4	0.7	0.6	0.2	0.8	
12	0.6	1.5	0.4	0.4	0.8	
13	0.2	1.7	0.8	0.6	0.8	
14	0.0	0.4	0.7	0.0	0.3	
15	0.0	0.1	0.4	1.0	0.3	
16	0.0	0.0	0.3	0.6	0.2	
17 or older	0.2	0.0	0.0	0.2	0.1	
N of Valid	1110	961	721	508	3300	
N of Miss	39	41	58	55	193	

Table 78: How old were you when you first: used e-cigarettes, e-cigars, or e-hookahs (vaping)?










Response	6	8	10	12	Total	
Never	95.0	82.6	67.7	60.1	80.1	
10 or younger	1.6	0.8	0.6	0.2	0.9	
11	2.6	1.9	0.6	0.4	1.6	
12	0.5	6.0	3.5	0.4	2.8	
13	0.1	7.1	4.8	2.0	3.5	
14	0.0	1.4	11.6	5.5	3.8	
15	0.0	0.2	10.2	7.7	3.5	
16	0.0	0.0	1.0	17.4	2.9	
17 or older	0.1	0.0	0.0	6.3	1.0	
N of Valid	1109	962	722	506	3299	
N of Miss	40	40	57	57	194	

Table 79: How old were you when you first: belonged to a gang?










Response	6	8	10	12	Total	
Never	97.8	98.2	97.2	98.8	98.0	
10 or younger	0.6	0.4	0.7	0.0	0.5	
11	0.9	0.0	0.1	0.0	0.3	
12	0.5	0.1	0.0	0.4	0.3	
13	0.1	1.0	1.0	0.2	0.6	
14	0.0	0.1	0.4	0.0	0.1	
15	0.0	0.1	0.4	0.0	0.1	
16	0.0	0.0	0.1	0.4	0.1	
17 or older	0.0	0.0	0.0	0.2	0.0	
N of Valid	1113	963	723	505	3304	
N of Miss	36	39	56	58	189	

Table 80: How old were you when you first: used prescription drugs not prescribed to you?










Response	6	8	10	12	Total	
Never	98.2	95.9	91.7	92.5	95.2	
10 or younger	0.9	1.1	1.2	0.2	0.9	
11	0.8	0.3	0.4	0.2	0.5	
12	0.1	0.9	0.4	0.6	0.5	
13	0.0	1.4	1.4	0.6	0.8	
14	0.0	0.3	1.7	1.0	0.6	
15	0.0	0.0	3.0	1.8	0.9	
16	0.0	0.0	0.1	2.0	0.3	
17 or older	0.0	0.0	0.0	1.2	0.2	
N of Valid	1112	961	722	508	3303	
N of Miss	37	41	57	55	190	

Table 81: How wrong do you think it is for someone your age to: take a handgun to school?





Response	6	8	10	12	Total	
Very wrong	93.0	90.4	92.8	92.7	92.2	
Wrong	5.5	8.0	5.5	5.7	6.2	
A little bit wrong	1.2	1.7	1.4	0.6	1.3	
Not at all wrong	0.4	0.0	0.3	1.0	0.3	
N of Valid	1119	966	723	508	3316	
N of Miss	30	36	56	55	177	

Table 82: How wrong do you think it is for someone your age to: steal anything?





Response	6	8	10	12	Total	
Very wrong	70.9	55.3	55.4	65.8	62.2	
Wrong	23.9	37.0	34.3	27.9	30.6	
A little bit wrong	4.6	7.5	9.6	5.9	6.7	
Not at all wrong	0.5	0.2	0.7	0.4	0.5	
N of Valid	1108	960	717	506	3291	
N of Miss	41	42	62	57	202	

Table 83: How wrong do you think it is for someone your age to: pick a fight with someone?





Response	6	8	10	12	Total	
Very wrong	50.5	32.6	39.1	47.7	42.4	
Wrong	32.4	37.6	37.8	33.9	35.3	
A little bit wrong	14.0	24.9	20.6	17.2	19.1	
Not at all wrong	3.1	5.0	2.5	1.2	3.2	
N of Valid	1111	964	719	507	3301	
N of Miss	38	38	60	56	192	

Table 84: How wrong do you think it is for someone your age to: attack someone with the idea of seriously hurting them?





Response	6	8	10	12	Total	
Very wrong	86.2	76.0	75.7	79.8	79.9	
Wrong	9.9	17.0	18.3	15.3	14.6	
A little bit wrong	2.6	6.3	5.0	3.8	4.4	
Not at all wrong	1.3	0.7	1.0	1.2	1.1	
N of Valid	1114	957	720	504	3295	
N of Miss	35	45	59	59	198	

Table 85: How wrong do you think it is for someone your age to: stay away from school all day when their parents think they are at school?





Response	6	8	10	12	Total	
Very wrong	74.8	52.6	46.9	45.9	57.9	
Wrong	19.9	35.0	34.1	30.3	29.0	
A little bit wrong	4.0	9.8	16.5	20.2	10.9	
Not at all wrong	1.3	2.6	2.5	3.6	2.3	
N of Valid	1117	962	721	505	3305	
N of Miss	32	40	58	58	188	

Table 86: How wrong do you think it is for someone your age to: drink beer, wine or hard liquor (for example, vodka, whiskey, or gin) regularly?





Response	6	8	10	12	Total	
Very wrong	90.1	71.2	53.3	45.1	69.7	
Wrong	6.9	19.4	25.1	24.9	17.3	
A little bit wrong	2.2	6.9	16.8	22.9	9.9	
Not at all wrong	0.8	2.5	4.8	7.1	3.1	
N of Valid	1118	962	722	506	3308	
N of Miss	31	40	57	57	185	

Table 87: How wrong do you think it is for someone your age to: smoke cigarettes?





Response	6	8	10	12	Total	
Very wrong	91.7	79.6	69.8	66.0	79.5	
Wrong	5.4	16.5	20.2	18.4	13.8	
A little bit wrong	2.6	2.8	7.3	11.5	5.0	
Not at all wrong	0.4	1.0	2.6	4.2	1.6	
N of Valid	1117	963	722	506	3308	
N of Miss	32	39	57	57	185	

Table 88: How wrong do you think it is for someone your age to: smoke marijuana?





Response	6	8	10	12	Total	
Very wrong	94.2	76.7	56.1	47.1	73.6	
Wrong	3.5	14.9	16.9	18.5	12.0	
A little bit wrong	1.3	4.5	15.5	16.6	7.7	
Not at all wrong	1.0	4.0	11.5	17.8	6.7	
N of Valid	1117	961	722	507	3307	
N of Miss	32	41	57	56	186	

Table 89: How wrong do you think it is for someone your age to: use prescription drugs or non-prescription drugs for the purpose of getting high?





Response	6	8	10	12	Total	
Very wrong	94.5	84.5	79.4	79.4	86.0	
Wrong	3.9	12.7	14.9	16.2	10.7	
A little bit wrong	0.7	2.1	4.3	2.8	2.2	
Not at all wrong	0.9	0.7	1.4	1.6	1.1	
N of Valid	1116	961	719	506	3302	
N of Miss	33	41	60	57	191	

Table 90: How wrong do you think it is for someone your age to: use synthetic marijuana (K2, spice) or bath salts?

Response	6	8	10	12	Total	
Very wrong	94.3	86.3	83.1	85.8	88.2	
Wrong	4.6	11.2	12.9	10.7	9.3	
A little bit wrong	0.5	1.6	2.8	2.4	1.6	
Not at all wrong	0.5	0.9	1.2	1.2	0.9	
N of Valid	1108	962	723	506	3299	
N of Miss	41	40	56	57	194	

Table 91: How wrong do you think it is for someone your age to: use LSD, cocaine, amphetamines or another illegal drug?

Response	6	8	10	12	Total	
Very wrong	96.5	90.4	86.2	85.6	90.8	
Wrong	2.8	8.3	10.7	9.1	7.1	
A little bit wrong	0.4	0.6	2.1	4.2	1.4	
Not at all wrong	0.3	0.6	1.0	1.2	0.7	
N of Valid	1114	963	720	506	3303	
N of Miss	35	39	59	57	190	

Table 92: How wrong do you think it is for someone your age to: use e-cigarettes, e-cigars or e-hookahs (vaping)?

Response	6	8	10	12	Total	
Very wrong	89.4	67.3	53.7	46.5	68.6	
Wrong	6.7	19.3	21.8	22.4	16.1	
A little bit wrong	2.7	10.0	17.7	20.0	10.7	
Not at all wrong	1.2	3.5	6.9	11.0	4.6	
N of Valid	1105	954	712	499	3270	
N of Miss	44	48	67	64	223	

Table 93: At school during the past 12 months, did you receive help from the resource teacher, speech therapist or other special education teacher?

Response	6	8	10	12	Total
No	0.0	0.0	0.0	0.0	0.0
Yes	0.0	0.0	0.0	0.0	0.0
N of Valid	0	0	0	0	0
N of Miss	0	0	0	0	0

Table 94: How many times in the past year (12 months) have you: been suspended from school?

Response	6	8	10	12	Total
Never	92.1	90.1	87.4	93.7	90.7
1 to 2 times	6.6	8.2	10.2	5.3	7.6
3 to 5 times	0.8	1.1	2.2	0.6	1.2
6 to 9 times	0.3	0.4	0.0	0.2	0.2
10+ times	0.3	0.2	0.1	0.2	0.2
N of Valid	1121	969	725	508	3323
N of Miss	28	33	54	55	170

Table 95: How many times in the past year (12 months) have you: carried a handgun?

Response	6	8	10	12	Total
Never	95.2	93.8	96.5	97.2	95.4
1 to 2 times	3.0	3.4	1.4	1.2	2.5
3 to 5 times	0.7	1.4	0.7	0.4	0.9
6 to 9 times	0.0	0.2	0.3	0.2	0.2
10+ times	1.2	1.1	1.1	1.0	1.1
N of Valid	1118	966	722	506	3312
N of Miss	31	36	57	57	181

Table 96: How many times in the past year (12 months) have you: sold illegal drugs?






Response	6	8	10	12	Total	
Never	99.7	99.3	96.7	96.9	98.5	
1 to 2 times	0.2	0.2	1.8	1.6	0.8	
3 to 5 times	0.0	0.2	1.0	1.2	0.5	
6 to 9 times	0.0	0.0	0.1	0.0	0.0	
10+ times	0.1	0.3	0.4	0.4	0.3	
N of Valid	1117	964	722	508	3311	
N of Miss	32	38	57	55	182	

Table 97: How many times in the past year (12 months) have you: stolen or tried to steal a motor vehicle such as a car or motorcycle?






Response	6	8	10	12	Total	
Never	99.0	99.3	99.4	99.2	99.2	
1 to 2 times	0.7	0.6	0.4	0.4	0.6	
3 to 5 times	0.2	0.0	0.0	0.2	0.1	
6 to 9 times	0.1	0.0	0.1	0.0	0.1	
10+ times	0.0	0.1	0.0	0.2	0.1	
N of Valid	1117	965	724	507	3313	
N of Miss	32	37	55	56	180	

Table 98: How many times in the past year (12 months) have you: participated in clubs, organizations or activities at school?






Response	6	8	10	12	Total	
Never	41.2	37.9	38.3	37.7	39.0	
1 to 2 times	29.4	23.9	17.1	14.6	22.9	
3 to 5 times	13.8	13.2	12.4	10.8	12.9	
6 to 9 times	4.7	5.8	5.0	7.9	5.5	
10+ times	11.0	19.2	27.2	29.0	19.7	
N of Valid	1117	969	724	507	3317	
N of Miss	32	33	55	56	176	

Table 99: How many times in the past year (12 months) have you: been arrested?






Response	6	8	10	12	Total	
Never	99.2	98.4	97.9	98.8	98.6	
1 to 2 times	0.4	1.2	1.8	1.0	1.1	
3 to 5 times	0.0	0.1	0.0	0.0	0.0	
6 to 9 times	0.2	0.0	0.3	0.2	0.2	
10+ times	0.2	0.2	0.0	0.0	0.1	
N of Valid	1119	965	722	506	3312	
N of Miss	30	37	57	57	181	

Table 100: How many times in the past year (12 months) have you: attacked someone with the idea of seriously hurting them?






Response	6	8	10	12	Total	
Never	94.5	94.6	96.0	96.8	95.2	
1 to 2 times	4.4	4.2	2.8	2.2	3.7	
3 to 5 times	0.4	0.7	0.7	0.6	0.6	
6 to 9 times	0.3	0.2	0.3	0.2	0.2	
10+ times	0.4	0.2	0.3	0.2	0.3	
N of Valid	1117	967	724	507	3315	
N of Miss	32	35	55	56	178	

Table 101: How many times in the past year (12 months) have you: been drunk or high at school?






Response	6	8	10	12	Total	
Never	98.9	97.5	92.7	91.5	96.0	
1 to 2 times	0.7	1.1	3.4	4.0	1.9	
3 to 5 times	0.0	0.7	1.7	1.8	0.8	
6 to 9 times	0.1	0.2	1.0	0.6	0.4	
10+ times	0.3	0.4	1.2	2.2	0.8	
N of Valid	1121	968	725	506	3320	
N of Miss	28	34	54	57	173	

Table 102: How many times in the past year (12 months) have you: taken a handgun to school?





Response	6	8	10	12	Total	
Never	99.7	99.7	99.7	99.6	99.7	
1 to 2 times	0.1	0.1	0.1	0.2	0.1	
3 to 5 times	0.1	0.1	0.1	0.0	0.1	
6 to 9 times	0.0	0.0	0.0	0.0	0.0	
10+ times	0.1	0.1	0.0	0.2	0.1	
N of Valid	1118	967	721	507	3313	
N of Miss	31	35	58	56	180	

Table 103: How many times in the past year (12 months) have you: used e-cigarettes, e-cigars, or e-hookahs (vaping)?





Response	6	8	10	12	Total	
Never	99.7	99.7	99.7	99.6	99.7	
1 to 2 times	0.1	0.1	0.1	0.2	0.1	
3 to 5 times	0.1	0.1	0.1	0.0	0.1	
6 to 9 times	0.0	0.0	0.0	0.0	0.0	
10+ times	0.1	0.1	0.0	0.2	0.1	
N of Valid	1118	967	721	507	3313	
N of Miss	31	35	58	56	180	

Table 104: Are you currently on probation, or assigned a probation officer with Juvenile Court?



Response	6	8	10	12	Total	
No	98.1	98.2	97.2	96.0	97.6	
Yes	1.9	1.8	2.8	4.0	2.4	
N of Valid	1091	953	713	499	3256	
N of Miss	58	49	66	64	237	

Table 105: Have you ever belonged to a gang?






Response	6	8	10	12	Total	
No	93.9	96.0	96.0	98.4	95.6	
No, but would like to	2.1	1.2	0.7	0.6	1.3	
Yes, in the past	2.2	1.9	1.8	0.8	1.8	
Yes, belong now	1.5	0.8	1.4	0.2	1.1	
Yes, but would like to get out	0.4	0.1	0.1	0.0	0.2	
N of Valid	1108	953	718	501	3280	
N of Miss	41	49	61	62	213	

Table 106: If you have ever belonged to a gang, did that gang have a name?




Response	6	8	10	12	Total	
No	16.6	12.7	18.5	24.3	17.0	
Yes	3.4	2.6	3.1	1.0	2.7	
I have never belonged to a gang	80.0	84.7	78.4	74.7	80.2	
N of Valid	1117	962	718	506	3303	
N of Miss	32	40	61	57	190	

Table 107: You are at a party at someone's house, and one of your friends offers you a drink containing alcohol. What would you say or do?





Response	6	8	10	12	Total	
Drink it	4.4	13.5	25.8	31.6	15.9	
Tell your friend, 'No thanks, I don't drink' and suggest that you and your friend go and do something else	48.7	48.1	35.8	26.1	42.3	
Just say, 'No thanks' and walk away	28.7	25.6	28.7	35.6	28.9	
Make up a good excuse, tell your friend you had something else to do, and leave	18.2	12.8	9.6	6.7	13.0	
N of Valid	1117	961	717	506	3301	
N of Miss	32	41	62	57	192	

Table 108: How often do you attend religious services or activities?

Response	6	8	10	12	Total
Never	20.4	15.2	18.2	20.1	18.3
Rarely	22.6	20.7	21.2	24.2	22.0
1-2 Times a Month	11.6	16.0	15.7	15.9	14.4
About Once a Week or More	45.5	48.1	44.9	39.8	45.3
N of Valid	1099	968	720	508	3295
N of Miss	50	34	59	55	198

Table 109: I think sometimes it's okay to cheat at school.

Response	6	8	10	12	Total
NO!	59.1	27.1	19.5	21.1	35.4
no	32.6	44.8	36.7	34.2	37.3
yes	7.5	24.8	35.3	32.2	22.3
YES!	0.7	3.2	8.6	12.5	4.9
N of Valid	1118	966	712	497	3293
N of Miss	31	36	67	66	200

Table 110: It is important to think before you act.

Response	6	8	10	12	Total
NO!	2.3	1.7	1.8	4.1	2.3
no	2.1	3.4	1.6	1.4	2.3
yes	27.3	42.3	41.8	40.2	36.8
YES!	68.4	52.6	54.8	54.4	58.7
N of Valid	1111	962	708	493	3274
N of Miss	38	40	71	70	219

Table 111: Sometimes I think that life is not worth it.





Response	6	8	10	12	Total	
NO!	54.1	43.6	34.3	42.0	44.9	
no	21.0	27.0	27.4	26.8	25.0	
yes	16.9	20.1	26.8	21.9	20.8	
YES!	8.0	9.4	11.4	9.3	9.3	
N of Valid	1104	961	708	493	3266	
N of Miss	45	41	71	70	227	

Table 112: At times I think I am no good at all.





Response	6	8	10	12	Total	
NO!	34.7	25.7	22.7	30.6	28.8	
no	22.3	28.0	26.1	22.3	24.8	
yes	30.7	33.2	35.9	33.3	32.9	
YES!	12.3	13.1	15.4	13.8	13.4	
N of Valid	1111	961	710	493	3275	
N of Miss	38	41	69	70	218	

Table 113: All in all, I am inclined to think that I am a failure.





Response	6	8	10	12	Total	
NO!	50.3	40.2	33.7	41.1	42.3	
no	28.3	34.4	32.9	32.8	31.8	
yes	14.3	17.1	22.6	16.2	17.2	
YES!	7.1	8.2	10.9	9.9	8.7	
N of Valid	1098	958	709	494	3259	
N of Miss	51	44	70	69	234	

Table 114: In the past year, have you felt depressed or sad MOST days, even if you felt okay sometimes?

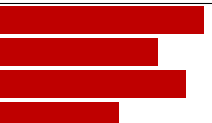
Response	6	8	10	12	Total	
NO!	36.4	29.8	25.6	29.4	31.1	
no	21.8	25.9	23.7	22.1	23.5	
yes	26.8	28.3	29.7	29.6	28.3	
YES!	15.0	16.0	21.0	18.9	17.2	
N of Valid	1109	962	710	493	3274	
N of Miss	40	40	69	70	219	

Table 115: It is all right to beat up people if they start the fight.


Response	6	8	10	12	Total	
NO!	48.3	24.9	23.4	29.7	33.3	
no	19.5	27.1	25.4	23.4	23.6	
yes	18.0	26.2	26.7	27.3	23.7	
YES!	14.2	21.8	24.5	19.6	19.5	
N of Valid	1113	964	709	495	3281	
N of Miss	36	38	70	68	212	

Table 116: I think it is okay to take something without asking if you can get away with it.

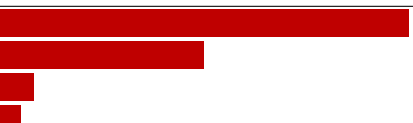
Response	6	8	10	12	Total	
NO!	79.2	58.5	53.2	62.4	65.0	
no	19.3	36.7	40.6	32.9	31.1	
yes	1.0	4.2	3.9	3.9	3.0	
YES!	0.5	0.6	2.3	0.8	1.0	
N of Valid	1114	962	711	492	3279	
N of Miss	35	40	68	71	214	

Table 117: Where do you get the most information about living a drug and alcohol free life? Parents/guardians





Response	6	8	10	12	Total	
All the time	58.7	54.4	51.6	47.0	54.1	
Most	16.8	22.2	20.9	25.6	20.6	
Some	11.5	13.4	15.8	16.7	13.8	
Very little	12.9	10.0	11.6	10.8	11.5	
N of Valid	1092	956	713	492	3253	
N of Miss	57	46	66	71	240	

Table 118: Where do you get the most information about living a drug and alcohol free life? Friends





Response	6	8	10	12	Total	
All the time	23.9	16.1	14.1	14.5	18.0	
Most	17.6	17.9	17.1	16.8	17.5	
Some	20.3	28.2	28.1	25.6	25.2	
Very little	38.2	37.8	40.7	43.0	39.3	
N of Valid	1050	943	701	488	3182	
N of Miss	99	59	78	75	311	

Table 119: Where do you get the most information about living a drug and alcohol free life? Family members





Response	6	8	10	12	Total	
All the time	52.1	42.7	40.3	33.2	43.9	
Most	18.7	24.9	22.3	23.0	22.0	
Some	13.1	17.7	18.3	23.6	17.2	
Very little	16.0	14.7	19.0	20.3	16.9	
N of Valid	1073	941	704	488	3206	
N of Miss	76	61	75	75	287	

Table 120: Where do you get the most information about living a drug and alcohol free life? School





Response	6	8	10	12	Total	
All the time	60.7	50.7	46.1	45.4	52.2	
Most	17.5	23.2	24.4	21.5	21.3	
Some	8.6	15.0	18.0	18.2	14.0	
Very little	13.2	11.1	11.5	14.9	12.5	
N of Valid	1082	953	710	489	3234	
N of Miss	67	49	69	74	259	

Table 121: Where do you get the most information about living a drug and alcohol free life? Internet





Response	6	8	10	12	Total	
All the time	23.3	19.3	18.4	19.7	20.5	
Most	17.2	18.5	15.7	17.7	17.3	
Some	22.0	30.3	31.1	31.0	27.8	
Very little	37.6	32.0	34.8	31.6	34.4	
N of Valid	1061	948	707	487	3203	
N of Miss	88	54	72	76	290	

Table 122: Where do you get the most information about living a drug and alcohol free life? TV





Response	6	8	10	12	Total	
All the time	24.2	21.2	17.1	18.2	20.8	
Most	17.9	16.8	16.7	15.1	16.9	
Some	24.0	32.3	30.1	30.9	28.8	
Very little	33.8	29.7	36.2	35.8	33.4	
N of Valid	1065	948	708	489	3210	
N of Miss	84	54	71	74	283	

Table 123: Where do you get the most information about living a drug and alcohol free life? Social media





Response	6	8	10	12	Total	
All the time	17.8	17.4	15.4	19.8	17.5	
Most	14.6	14.3	13.4	14.1	14.2	
Some	20.6	27.7	29.4	28.0	25.8	
Very little	47.0	40.6	41.7	38.0	42.6	
N of Valid	1054	946	707	489	3196	
N of Miss	95	56	72	74	297	

Table 124: How much do you think people risk harming themselves (physically or in other ways) if they: smoked one or more packs of cigarettes per day?





Response	6	8	10	12	Total	
No risk	8.0	4.1	5.0	8.1	6.2	
Slight risk	5.5	7.0	5.9	6.9	6.2	
Moderate risk	17.6	18.2	19.2	20.1	18.5	
Great risk	68.9	70.7	69.9	64.8	69.0	
N of Valid	1111	959	714	492	3276	
N of Miss	38	43	65	71	217	

Table 125: How much do you think people risk harming themselves (physically or in other ways) if they: try marijuana once or twice?





Response	6	8	10	12	Total	
No risk	11.7	18.0	34.7	47.8	24.0	
Slight risk	22.3	31.3	31.2	28.8	27.9	
Moderate risk	27.7	22.5	16.5	13.7	21.7	
Great risk	38.3	28.1	17.5	9.8	26.5	
N of Valid	1103	954	708	490	3255	
N of Miss	46	48	71	73	238	

Table 126: How much do you think people risk harming themselves (physically or in other ways) if they: smoke marijuana once or twice a week?


Response	6	8	10	12	Total	
No risk	9.0	11.0	21.3	31.4	15.7	
Slight risk	8.7	15.1	20.4	26.1	15.7	
Moderate risk	22.7	27.9	29.8	23.2	25.9	
Great risk	59.6	46.0	28.5	19.3	42.7	
N of Valid	1097	953	712	491	3253	
N of Miss	52	49	67	72	240	

Table 127: How much do you think people risk harming themselves (physically or in other ways) if they: take one or two drinks of an alcoholic beverage (beer, wine, liquor) nearly every day?

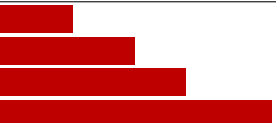
Response	6	8	10	12	Total	
No risk	9.1	7.6	10.0	13.3	9.5	
Slight risk	15.7	20.3	22.2	24.3	19.7	
Moderate risk	26.5	28.5	28.5	31.3	28.2	
Great risk	48.7	43.6	39.4	31.1	42.5	
N of Valid	1107	958	713	489	3267	
N of Miss	42	44	66	74	226	

Table 128: How much do you think people risk harming themselves (physically or in other ways) if they: have five or more drinks of an alcoholic beverage once or twice a weekend?


Response	6	8	10	12	Total	
No risk	8.7	4.9	7.3	10.6	7.6	
Slight risk	6.9	11.4	11.8	18.1	11.0	
Moderate risk	20.8	26.6	31.4	28.9	26.0	
Great risk	63.6	57.1	49.5	42.5	55.4	
N of Valid	1108	957	713	492	3270	
N of Miss	41	45	66	71	223	

Table 129: How much do you think people risk harming themselves (physically or in other ways) if they: use prescription drugs that are not prescribed to them?

Response	6	8	10	12	Total
No risk	7.3	3.6	4.9	6.9	5.6
Slight risk	4.1	6.8	6.6	6.3	5.8
Moderate risk	16.6	17.5	17.2	20.9	17.6
Great risk	72.0	72.1	71.3	65.9	71.0
N of Valid	1104	954	710	492	3260
N of Miss	45	48	69	71	233

Table 130: How much do you think people risk harming themselves (physically or in other ways) if they: use non-prescription drugs to get high?

Response	6	8	10	12	Total
No risk	7.9	3.6	4.8	6.9	5.8
Slight risk	3.3	5.6	4.8	5.7	4.7
Moderate risk	14.6	18.0	18.8	17.7	17.0
Great risk	74.3	72.8	71.6	69.7	72.6
N of Valid	1104	956	712	492	3264
N of Miss	45	46	67	71	229

Table 131: How much do you think people risk harming themselves (physically or in other ways) if they: use e-cigarettes, e-cigars, or e-hookahs?

Response	6	8	10	12	Total
No risk	7.8	6.8	10.0	13.9	8.9
Slight risk	9.9	19.3	22.5	27.5	18.0
Moderate risk	22.0	28.8	32.0	29.5	27.3
Great risk	60.2	45.1	35.5	29.1	45.7
N of Valid	1098	950	712	488	3248
N of Miss	51	52	67	75	245

Table 132: Have you ever used smokeless tobacco (chew, snuff, plug, dipping tobacco, or chewing tobacco)?






Response	6	8	10	12	Total	
Never	96.5	95.9	91.3	86.9	93.7	
Once or Twice	2.7	3.0	5.1	6.2	3.8	
Once in a while but not regularly	0.6	0.5	0.9	3.3	1.0	
Regularly in the past	0.2	0.2	2.0	2.5	0.9	
Regularly now	0.1	0.4	0.7	1.0	0.5	
N of Valid	1083	944	700	480	3207	
N of Miss	66	58	79	83	286	

Table 133: How often have you used smokeless tobacco during the past 30 days?







Response	6	8	10	12	Total	
Not at all	99.2	98.8	97.7	93.8	97.9	
Once or twice	0.6	0.7	0.4	2.7	0.9	
Once or twice per week	0.2	0.1	0.7	1.2	0.4	
Three to five times per week	0.0	0.0	0.1	0.6	0.1	
About once a day	0.0	0.1	0.1	0.4	0.1	
More than once a day	0.0	0.2	0.9	1.2	0.4	
N of Valid	1082	947	697	482	3208	
N of Miss	67	55	82	81	285	

Table 134: Have you ever smoked cigarettes?






Response	6	8	10	12	Total	
Never	94.9	92.4	85.9	76.6	89.5	
Once or Twice	4.1	6.2	7.2	14.4	6.9	
Once in a while but not regularly	0.6	0.5	3.5	5.9	2.0	
Regularly in the past	0.3	0.4	2.3	3.1	1.2	
Regularly now	0.1	0.4	1.0	0.0	0.4	
N of Valid	1084	950	690	478	3202	
N of Miss	65	52	89	85	291	

Table 135: How frequently have you smoked cigarettes during the past 30 days?

Response	6	8	10	12	Total	
Not at all	99.4	98.7	97.4	95.4	98.2	
Less than one cigarette per day	0.4	0.7	1.6	3.1	1.2	
One to five cigarettes per day	0.3	0.3	0.7	0.8	0.5	
About one-half pack per day	0.0	0.1	0.1	0.0	0.1	
About one pack per day	0.0	0.0	0.1	0.2	0.1	
About one and one-half packs per day	0.0	0.0	0.0	0.4	0.1	
Two packs or more per day	0.0	0.1	0.0	0.0	0.0	
N of Valid	1084	953	694	479	3210	
N of Miss	65	49	85	84	283	

Table 136: Which statement best describes rules about smoking inside your home or your family cars?

Response	6	8	10	12	Total	
Smoking is not allowed anywhere inside your home or cars	66.0	66.6	67.4	71.0	67.2	
Smoking is allowed in some places and at some times or in some cars	8.0	9.4	10.5	8.6	9.0	
Smoking is allowed anywhere inside the home or cars	2.3	3.5	2.3	2.7	2.7	
There are no rules about smoking inside the home or cars	2.2	3.3	4.0	3.8	3.1	
I don't know	21.5	17.3	15.8	13.9	17.9	
N of Valid	1091	949	696	476	3212	
N of Miss	58	53	83	87	281	

Table 137: Have you ever used e-cigarettes, e-cigars, or e-hookahs (vaping)?

Response	6	8	10	12	Total	
Never	93.4	78.7	62.2	53.8	76.4	
Once or Twice	4.1	11.5	16.4	14.6	10.5	
Once in a while but not regularly	1.5	4.2	8.8	9.4	5.1	
Regularly in the past	0.5	3.5	5.6	9.6	3.8	
Regularly now	0.6	2.1	6.9	12.6	4.2	
N of Valid	1085	949	691	478	3203	
N of Miss	64	53	88	85	290	

Table 138: How frequently have you used e-cigarettes, e-cigars, or e-hookahs (vaping)?








Response	6	8	10	12	Total	
Not at all	97.1	90.8	77.1	69.3	86.8	
Less than 10 puffs per day	1.8	5.2	13.1	12.7	6.9	
10 to 50 puffs per day	0.6	2.9	6.5	12.3	4.3	
About one-half cartomiser per day	0.0	1.0	2.0	4.0	1.3	
About one cartomiser per day	0.2	0.0	1.0	1.0	0.4	
About one and one-half cartomisers per day	0.2	0.0	0.0	0.4	0.1	
Two cartomisers or more per day	0.0	0.2	0.3	0.2	0.2	
N of Valid	1086	943	693	479	3201	
N of Miss	63	59	86	84	292	

Table 139: During this school year, were you taught in any of your classes about the dangers of tobacco use?






Response	6	8	10	12	Total	
Never	25.0	31.2	32.6	40.0	30.7	
Rarely	16.9	21.8	19.1	22.0	19.6	
Sometimes	19.3	24.0	22.9	20.1	21.6	
Often	19.8	15.5	16.9	10.0	16.5	
Almost always	19.1	7.5	8.5	7.9	11.7	
N of Valid	1101	959	703	478	3241	
N of Miss	48	43	76	85	252	

Table 140: During the past 12 months, have you participated in any community activities to discourage people your age from using cigarettes, chewing tobacco, snuff, dip or cigars, e-cigarettes, e-cigars, or e-hookahs?






Response	6	8	10	12	Total	
Never	62.8	73.5	77.1	82.2	72.0	
Rarely	14.5	14.3	10.1	9.2	12.7	
Sometimes	11.0	7.1	6.8	4.8	8.0	
Often	7.2	2.9	2.7	1.9	4.2	
Almost always	4.5	2.2	3.3	1.9	3.2	
N of Valid	1090	957	702	478	3227	
N of Miss	59	45	77	85	266	

Table 141: Think back over the last two weeks. How many times have you had five or more alcoholic drinks in a row?







Response	6	8	10	12	Total	
None	99.0	97.1	91.3	84.1	94.6	
Once	0.6	1.5	4.5	6.6	2.6	
Twice	0.2	0.7	2.3	5.3	1.6	
3-5 times	0.1	0.4	1.0	2.3	0.7	
6-9 times	0.1	0.0	0.1	1.1	0.2	
10 or more times	0.1	0.2	0.7	0.6	0.3	
N of Valid	1078	941	690	472	3181	
N of Miss	71	61	89	91	312	

Table 142: During the past 30 days, how many times did you ride in a car or other vehicle driven by someone who had been drinking alcohol or using drugs to get high?






Response	6	8	10	12	Total	
0 times	93.5	90.5	88.0	86.0	90.3	
1 time	3.7	5.2	4.3	6.0	4.6	
2 or 3 times	1.5	2.4	4.9	4.7	3.0	
4 or 5 times	0.3	0.5	1.2	1.1	0.7	
6 or more times	1.1	1.4	1.6	2.3	1.5	
N of Valid	1084	955	693	470	3202	
N of Miss	65	47	86	93	291	

Table 143: During the past 30 days, how many times did you drive a car or other vehicle when you had been drinking alcohol or using drugs to get high?







Response	6	8	10	12	Total	
I did not drive a car in the past 30 days	52.8	57.0	44.4	24.0	48.0	
0 times	46.4	41.8	52.3	68.8	49.6	
1 time	0.5	0.3	1.6	2.8	1.0	
2 or 3 times	0.2	0.1	1.0	1.9	0.6	
4 or 5 times	0.1	0.3	0.6	0.4	0.3	
6 or more times	0.1	0.4	0.1	2.1	0.5	
N of Valid	1082	954	694	471	3201	
N of Miss	67	48	85	92	292	

Table 144: If you drank alcohol (not just a sip or taste) in the past year, where did you usually drink it?

Response	6	8	10	12	Total	
I did not drink alcohol in the past year	94.5	85.7	69.9	61.7	81.6	
At my home	3.2	6.2	12.8	10.4	7.3	
At someone else's home	1.0	5.7	15.0	25.3	9.1	
At an open area like a park, beach, field, back road, woods, or a street corner	0.2	1.0	1.4	1.3	0.8	
At a sporting event or concert	0.1	0.3	0.3	0.2	0.2	
At a restaurant, bar, or a nightclub	0.5	0.7	0.1	0.2	0.4	
At an empty building or a construction site	0.2	0.0	0.1	0.2	0.1	
At a hotel/motel	0.2	0.2	0.1	0.2	0.2	
An a car	0.0	0.1	0.0	0.2	0.1	
At school	0.2	0.0	0.1	0.2	0.1	
N of Valid	1068	944	695	470	3177	
N of Miss	81	58	84	93	316	

Table 145: How do you feel about someone your age having one or two drinks of an alcoholic beverage nearly every day?

Response	6	8	10	12	Total	
Neither approve nor disapprove	12.6	22.2	28.3	28.8	21.2	
Somewhat disapprove	6.6	15.6	19.8	24.6	14.8	
Strongly disapprove	70.1	51.8	42.6	38.7	54.0	
Don't know or can't say	10.8	10.5	9.3	7.8	9.9	
N of Valid	1082	956	697	475	3210	
N of Miss	67	46	82	88	283	

Table 146: On how many occasions have you had alcoholic beverages (beer, wine or hard liquor) to drink in your lifetime - more than just a few sips?

Response	6	8	10	12	Total	
0	92.5	82.0	65.9	57.2	78.4	
1-2	5.1	10.0	13.2	12.6	9.4	
3-5	1.3	4.1	8.1	9.0	4.8	
6-9	0.5	1.5	5.4	6.0	2.6	
10+	0.7	2.3	7.4	15.2	4.8	
N of Valid	1075	946	689	467	3177	
N of Miss	74	56	90	96	316	

Table 147: On how many occasions have you drunk one of more drinks of an alcoholic beverage during the past 30 days?






Response	6	8	10	12	Total	
0	98.5	95.0	88.0	80.4	92.5	
1-2	1.0	3.9	8.3	11.2	4.9	
3-5	0.4	0.6	2.8	5.2	1.7	
6-9	0.1	0.2	0.1	0.9	0.3	
10+	0.0	0.2	0.9	2.4	0.6	
N of Valid	1075	944	690	465	3174	
N of Miss	74	58	89	98	319	

Table 148: On how many occasions have you used marijuana (grass, pot) or hashish (hash, hash oil) in your lifetime?






Response	6	8	10	12	Total	
0	98.0	93.6	82.1	71.8	89.4	
1-2	1.2	3.3	5.5	6.9	3.6	
3-5	0.2	1.0	3.1	4.7	1.7	
6-9	0.3	0.5	1.9	2.6	1.0	
10+	0.3	1.6	7.4	14.0	4.2	
N of Valid	1073	942	687	465	3167	
N of Miss	76	60	92	98	326	

Table 149: On how many occasions have you used marijuana (grass, pot) or hashish (hash, hash oil) during the past 30 days?






Response	6	8	10	12	Total	
0	99.3	97.3	91.7	86.9	95.2	
1-2	0.3	1.2	3.1	4.3	1.7	
3-5	0.2	0.6	2.0	2.4	1.0	
6-9	0.1	0.3	0.6	1.3	0.4	
10+	0.2	0.5	2.6	5.1	1.5	
N of Valid	1072	942	688	467	3169	
N of Miss	77	60	91	96	324	

Table 150: On how many occasions have you used LSD or other psychedelics in your lifetime?






Response	6	8	10	12	Total	
0	99.8	99.5	98.4	95.9	98.8	
1-2	0.1	0.4	1.2	3.0	0.9	
3-5	0.0	0.1	0.1	0.4	0.1	
6-9	0.1	0.0	0.1	0.4	0.1	
10+	0.0	0.0	0.1	0.2	0.1	
N of Valid	1061	945	689	467	3162	
N of Miss	88	57	90	96	331	

Table 151: On how many occasions have you used LSD or other psychedelics during the past 30 days?






Response	6	8	10	12	Total	
0	99.6	99.8	99.6	98.9	99.6	
1-2	0.1	0.2	0.3	1.1	0.3	
3-5	0.2	0.0	0.0	0.0	0.1	
6-9	0.0	0.0	0.1	0.0	0.0	
10+	0.1	0.0	0.0	0.0	0.0	
N of Valid	1059	945	689	468	3161	
N of Miss	90	57	90	95	332	

Table 152: On how many occasions have you used cocaine or crack in your lifetime?





Response	6	8	10	12	Total	
0	99.5	99.8	99.6	98.5	99.5	
1-2	0.4	0.2	0.4	1.3	0.5	
3-5	0.1	0.0	0.0	0.0	0.0	
6-9	0.0	0.0	0.0	0.0	0.0	
10+	0.0	0.0	0.0	0.2	0.0	
N of Valid	1070	944	689	468	3171	
N of Miss	79	58	90	95	322	

Table 153: On how many occasions have you used cocaine or crack during the past 30 days?




Response	6	8	10	12	Total	
0	99.8	99.9	99.9	100.0	99.9	
1-2	0.1	0.1	0.1	0.0	0.1	
3-5	0.1	0.0	0.0	0.0	0.0	
6-9	0.0	0.0	0.0	0.0	0.0	
10+	0.0	0.0	0.0	0.0	0.0	
N of Valid	1071	945	685	467	3168	
N of Miss	78	57	94	96	325	

Table 154: On how many occasions have you sniffed glue, breathed the contents of an aerosol spray can, or inhaled other gases or sprays, in order to get high in your lifetime?






Response	6	8	10	12	Total	
0	96.5	93.7	95.2	96.6	95.4	
1-2	2.2	3.9	3.6	2.4	3.1	
3-5	0.6	1.2	0.9	0.4	0.8	
6-9	0.1	0.4	0.1	0.4	0.3	
10+	0.6	0.7	0.1	0.2	0.5	
N of Valid	1072	940	688	467	3167	
N of Miss	77	62	91	96	326	

Table 155: On how many occasions have you sniffed glue, breathed the contents of an aerosol spray can, or inhaled other gases or sprays, in order to get high during the past 30 days?






Response	6	8	10	12	Total	
0	98.1	98.0	98.2	99.6	98.3	
1-2	1.5	1.6	1.2	0.0	1.2	
3-5	0.1	0.3	0.3	0.2	0.2	
6-9	0.2	0.1	0.1	0.2	0.2	
10+	0.1	0.0	0.1	0.0	0.1	
N of Valid	1063	936	683	464	3146	
N of Miss	86	66	96	99	347	

Table 156: On how many occasions have you used Pegaramide (peg, Peggy, etc.) in your lifetime?


Response	6	8	10	12	Total	
0	100.0	100.0	100.0	100.0	100.0	
1-2	0.0	0.0	0.0	0.0	0.0	
3-5	0.0	0.0	0.0	0.0	0.0	
6-9	0.0	0.0	0.0	0.0	0.0	
10+	0.0	0.0	0.0	0.0	0.0	
N of Valid	1056	936	686	468	3146	
N of Miss	93	66	93	95	347	

Table 157: On how many occasions have you used Pegaramide (peg, Peggy, etc.) during the past 30 days?


Response	6	8	10	12	Total	
0	100.0	100.0	100.0	100.0	100.0	
1-2	0.0	0.0	0.0	0.0	0.0	
3-5	0.0	0.0	0.0	0.0	0.0	
6-9	0.0	0.0	0.0	0.0	0.0	
10+	0.0	0.0	0.0	0.0	0.0	
N of Valid	1053	937	686	468	3144	
N of Miss	96	65	93	95	349	

Table 158: On how many occasions have you used synthetic marijuana (K2, spice) in your lifetime?






Response	6	8	10	12	Total	
0	99.3	99.3	98.4	98.1	98.9	
1-2	0.4	0.2	0.9	1.1	0.5	
3-5	0.1	0.2	0.3	0.6	0.3	
6-9	0.0	0.2	0.1	0.0	0.1	
10+	0.2	0.1	0.3	0.2	0.2	
N of Valid	1070	939	688	467	3164	
N of Miss	79	63	91	96	329	

Table 159: On how many occasions have you used synthetic marijuana (K2, spice) during the past 30 days?





Response	6	8	10	12	Total	
0	99.6	99.6	99.4	99.8	99.6	
1-2	0.3	0.2	0.4	0.2	0.3	
3-5	0.0	0.1	0.1	0.0	0.1	
6-9	0.0	0.0	0.0	0.0	0.0	
10+	0.1	0.1	0.0	0.0	0.1	
N of Valid	1068	936	688	467	3159	
N of Miss	81	66	91	96	334	

Table 160: On how many occasions have you used methamphetamines (meth, speed, crank, crystal meth) in your lifetime?





Response	6	8	10	12	Total	
0	99.6	99.7	99.6	99.1	99.6	
1-2	0.3	0.3	0.3	0.9	0.4	
3-5	0.0	0.0	0.1	0.0	0.0	
6-9	0.0	0.0	0.0	0.0	0.0	
10+	0.1	0.0	0.0	0.0	0.0	
N of Valid	1069	939	685	468	3161	
N of Miss	80	63	94	95	332	

Table 161: On how many occasions have you used methamphetamines (meth, speed, crank, crystal meth) in the past 30 days?




Response	6	8	10	12	Total	
0	99.8	100.0	99.7	99.8	99.8	
1-2	0.0	0.0	0.3	0.2	0.1	
3-5	0.0	0.0	0.0	0.0	0.0	
6-9	0.0	0.0	0.0	0.0	0.0	
10+	0.2	0.0	0.0	0.0	0.1	
N of Valid	1068	938	686	468	3160	
N of Miss	81	64	93	95	333	

Table 162: On how many occasions have you used other chemical products (bath salts, plant food, etc.) in your lifetime?





Response	6	8	10	12	Total	
0	97.5	98.5	99.7	99.8	98.6	
1-2	1.5	0.7	0.1	0.2	0.8	
3-5	0.8	0.5	0.0	0.0	0.4	
6-9	0.0	0.0	0.0	0.0	0.0	
10+	0.3	0.2	0.1	0.0	0.2	
N of Valid	1065	938	687	467	3157	
N of Miss	84	64	92	96	336	

Table 163: On how many occasions have you used other chemical products (bath salts, plant food, etc.) during the past 30 days?






Response	6	8	10	12	Total	
0	99.1	98.8	100.0	100.0	99.3	
1-2	0.8	1.0	0.0	0.0	0.6	
3-5	0.0	0.1	0.0	0.0	0.0	
6-9	0.1	0.0	0.0	0.0	0.0	
10+	0.0	0.1	0.0	0.0	0.0	
N of Valid	1062	938	688	468	3156	
N of Miss	87	64	91	95	337	

Table 164: On how many occasions have you used heroin or other opiates in your lifetime?





Response	6	8	10	12	Total	
0	99.6	99.8	98.7	98.9	99.4	
1-2	0.4	0.2	0.4	0.9	0.4	
3-5	0.0	0.0	0.0	0.0	0.0	
6-9	0.0	0.0	0.3	0.0	0.1	
10+	0.0	0.0	0.6	0.2	0.2	
N of Valid	1058	935	687	467	3147	
N of Miss	91	67	92	96	346	

Table 165: On how many occasions have you used heroin or other opiates during the past 30 days?





Response	6	8	10	12	Total	
0	99.9	99.9	99.6	100.0	99.8	
1-2	0.1	0.1	0.1	0.0	0.1	
3-5	0.0	0.0	0.0	0.0	0.0	
6-9	0.0	0.0	0.1	0.0	0.0	
10+	0.0	0.0	0.1	0.0	0.0	
N of Valid	1042	922	674	460	3098	
N of Miss	107	80	105	103	395	

Table 166: On how many occasions have you used MDMA ('X', 'E', or ecstasy) in your lifetime?






Response	6	8	10	12	Total	
0	100.0	99.6	99.4	97.0	99.3	
1-2	0.0	0.3	0.3	1.9	0.4	
3-5	0.0	0.0	0.1	0.6	0.1	
6-9	0.0	0.1	0.0	0.4	0.1	
10+	0.0	0.0	0.1	0.0	0.0	
N of Valid	1035	933	688	468	3124	
N of Miss	114	69	91	95	369	

Table 167: On how many occasions have you used MDMA ('X', 'E', or ecstasy) during the past 30 days?




Response	6	8	10	12	Total	
0	100.0	99.9	99.7	98.9	99.7	
1-2	0.0	0.1	0.1	1.1	0.2	
3-5	0.0	0.0	0.0	0.0	0.0	
6-9	0.0	0.0	0.0	0.0	0.0	
10+	0.0	0.0	0.1	0.0	0.0	
N of Valid	1031	937	686	468	3122	
N of Miss	118	65	93	95	371	

Table 168: On how many occasions have you taken prescription drugs (such as Valium, Xanax, Ritalin, Adderall, OxyContin, Tramadol, or sleeping pills) not prescribed to you in your lifetime?






Response	6	8	10	12	Total	
0	96.1	95.6	92.6	90.6	94.4	
1-2	1.6	2.8	2.9	6.0	2.9	
3-5	0.6	0.7	2.3	1.3	1.1	
6-9	0.2	0.1	1.0	1.1	0.5	
10+	1.5	0.7	1.2	1.1	1.1	
N of Valid	1060	938	688	468	3154	
N of Miss	89	64	91	95	339	

Table 169: On how many occasions have you taken prescription drugs (such as Valium, Xanax, Ritalin, Adderall, OxyContin, Tramadol, or sleeping pills) not prescribed to you during the past 30 days?






Response	6	8	10	12	Total	
0	97.9	98.0	97.4	98.1	97.8	
1-2	1.1	1.3	1.3	1.1	1.2	
3-5	0.1	0.3	0.4	0.9	0.3	
6-9	0.3	0.0	0.1	0.0	0.1	
10+	0.6	0.4	0.7	0.0	0.5	
N of Valid	1059	937	687	466	3149	
N of Miss	90	65	92	97	344	

Table 170: On how many occasions have you taken non-prescription medicines such as diet pills (for example, Dietac, Dexatrim or Prolamine), stay-awake pills (for example No-Doz, Vivarin, or Wake), or cough or cold medicines (robos, DXM, etc.) to get high in your lifetime?






Response	6	8	10	12	Total	
0	99.2	98.3	96.8	98.1	98.2	
1-2	0.5	1.1	0.9	1.1	0.8	
3-5	0.1	0.3	1.7	0.2	0.5	
6-9	0.1	0.1	0.1	0.2	0.1	
10+	0.2	0.2	0.4	0.4	0.3	
N of Valid	1060	939	688	465	3152	
N of Miss	89	63	91	98	341	

Table 171: On how many occasions have you taken non-prescription medicines such as diet pills (for example, Dietac, Dexatrim or Prolamine), stay-awake pills (for example No-Doz, Vivarin, or Wake), or cough or cold medicines (robos, DXM, etc.) to get high during the past 30 days?






Response	6	8	10	12	Total	
0	99.2	99.1	99.0	99.6	99.2	
1-2	0.5	0.7	0.6	0.2	0.5	
3-5	0.0	0.1	0.1	0.2	0.1	
6-9	0.1	0.0	0.0	0.0	0.0	
10+	0.2	0.0	0.3	0.0	0.1	
N of Valid	1062	938	687	465	3152	
N of Miss	87	64	92	98	341	

Table 172: On how many occasions have you been drunk or very high from drinking alcoholic beverages during the past 30 days?






Response	6	8	10	12	Total	
0	98.9	97.7	92.6	88.6	95.6	
1-2	0.9	1.7	4.9	7.3	3.0	
3-5	0.1	0.3	1.9	1.3	0.7	
6-9	0.1	0.1	0.3	0.9	0.3	
10+	0.1	0.1	0.3	1.9	0.4	
N of Valid	1058	933	687	466	3144	
N of Miss	91	69	92	97	349	

Table 173: On how many occasions have you drunk flavored alcoholic beverages, sometimes called 'alcopops' (like Mike's Hard Lemonade, Smirnoff Ice, Bacardi Breezers, etc.) in your lifetime?






Response	6	8	10	12	Total	
0	97.3	89.9	81.3	73.8	88.1	
1-2	2.2	5.3	6.3	8.8	5.0	
3-5	0.3	2.7	5.4	5.8	2.9	
6-9	0.3	0.9	2.3	3.7	1.4	
10+	0.0	1.3	4.7	8.0	2.6	
N of Valid	1059	939	686	465	3149	
N of Miss	90	63	93	98	344	

Table 174: On how many occasions have you drunk flavored alcoholic beverages, sometimes called 'alcopops' (like Mike's Hard Lemonade, Smirnoff Ice, Bacardi Breezers, etc.) during the past 30 days?






Response	6	8	10	12	Total	
0	99.1	96.6	92.6	89.5	95.5	
1-2	0.8	2.4	4.5	6.4	2.9	
3-5	0.1	0.7	1.9	2.4	1.0	
6-9	0.0	0.2	0.4	1.5	0.4	
10+	0.0	0.0	0.6	0.2	0.2	
N of Valid	1061	939	688	466	3154	
N of Miss	88	63	91	97	339	

Table 175: If you smoked cigarettes (not just a puff or drag) in the past year, how did you usually get them?













Response	6	8	10	12	Total	
I did not smoke cigarettes in the past year	96.8	96.3	91.3	89.5	94.4	
I bought them myself with a fake ID	0.0	0.1	0.0	0.0	0.0	
I bought them myself without a fake ID	0.0	0.1	0.0	0.9	0.2	
I got them from someone I know age 18 or older	0.6	0.6	2.2	5.2	1.6	
I got them from someone I know under age 18	0.2	0.5	1.2	0.7	0.6	
I got them from my brother or sister	0.0	0.1	0.1	0.0	0.1	
I got them from home with my parents' permission	0.0	0.0	0.1	0.4	0.1	
I got them from home without my parents' permission	0.6	0.3	1.2	1.1	0.7	
I got them from another relative	0.2	0.4	0.7	0.4	0.4	
A stranger bought them for me	0.1	0.0	0.1	0.2	0.1	
I took them from a store or shop	0.1	0.0	0.1	0.0	0.1	
Other	1.5	1.4	2.8	1.6	1.8	
N of Valid	1033	930	676	446	3085	
N of Miss	116	72	103	117	408	

Table 176: If you used e-cigarettes, e-cigars, or e-hookahs (not just a puff or drag) in the past year, how did you usually get them? - I did not use e-cigarettes, e-cigars, or e-hookahs in the past year



Response	6	8	10	12	Total	
No	3.2	11.8	24.0	31.6	14.5	
Yes	96.8	88.2	76.0	68.4	85.5	
N of Valid	1015	922	671	449	3057	
N of Miss	0	0	0	0	0	

Table 177: If you used e-cigarettes, e-cigars, or e-hookahs (not just a puff or drag) in the past year, how did you usually get them? - I bought them in a store such as a convenience store, supermarket, discount store, or gas station



Response	6	8	10	12	Total	
No	99.8	99.5	98.2	96.4	98.9	
Yes	0.2	0.5	1.8	3.6	1.1	
N of Valid	1015	922	671	449	3057	
N of Miss	0	0	0	0	0	

Table 178: If you used e-cigarettes, e-cigars, or e-hookahs (not just a puff or drag) in the past year, how did you usually get them? - I got them on the Internet



Response	6	8	10	12	Total	
No	99.9	99.1	99.0	98.0	99.2	
Yes	0.1	0.9	1.0	2.0	0.8	
N of Valid	1015	922	671	449	3057	
N of Miss	0	0	0	0	0	

Table 179: If you used e-cigarettes, e-cigars, or e-hookahs (not just a puff or drag) in the past year, how did you usually get them? - I got them at a store that sells electronic cigarettes, such as a "vape shop"



Response	6	8	10	12	Total	
No	99.9	99.5	98.7	97.1	99.1	
Yes	0.1	0.5	1.3	2.9	0.9	
N of Valid	1015	922	671	449	3057	
N of Miss	0	0	0	0	0	

Table 180: If you used e-cigarettes, e-cigars, or e-hookahs (not just a puff or drag) in the past year, how did you usually get them? - I got them from a family member



Response	6	8	10	12	Total	
No	98.6	96.4	94.9	94.9	96.6	
Yes	1.4	3.6	5.1	5.1	3.4	
N of Valid	1015	922	671	449	3057	
N of Miss	0	0	0	0	0	

Table 181: If you used e-cigarettes, e-cigars, or e-hookahs (not just a puff or drag) in the past year, how did you usually get them? - I got them from a friend



Response	6	8	10	12	Total	
No	98.4	91.8	80.9	75.1	89.1	
Yes	1.6	8.2	19.1	24.9	10.9	
N of Valid	1015	922	671	449	3057	
N of Miss	0	0	0	0	0	

Table 182: If you used e-cigarettes, e-cigars, or e-hookahs (not just a puff or drag) in the past year, how did you usually get them? - A stranger got them for me



Response	6	8	10	12	Total	
No	100.0	99.6	99.1	98.7	99.5	
Yes	0.0	0.4	0.9	1.3	0.5	
N of Valid	1015	922	671	449	3057	
N of Miss	0	0	0	0	0	

Table 183: If you used e-cigarettes, e-cigars, or e-hookahs (not just a puff or drag) in the past year, how did you usually get them? - I took them from a store or shop



Response	6	8	10	12	Total	
No	99.9	99.9	99.9	99.8	99.9	
Yes	0.1	0.1	0.1	0.2	0.1	
N of Valid	1015	922	671	449	3057	
N of Miss	0	0	0	0	0	

Table 184: If you used e-cigarettes, e-cigars, or e-hookahs (not just a puff or drag) in the past year, how did you usually get them? - I got them some other way



Response	6	8	10	12	Total	
No	99.3	97.2	97.0	96.4	97.7	
Yes	0.7	2.8	3.0	3.6	2.3	
N of Valid	1015	922	671	449	3057	
N of Miss	0	0	0	0	0	

Table 185: If you used marijuana (grass, pot) (not just a puff or drag) in the past year, how did you usually get it? - I did not use marijuana (grass, pot) in the past year



Response	6	8	10	12	Total	
No	2.1	5.7	15.8	23.9	9.4	
Yes	97.9	94.3	84.2	76.1	90.6	
N of Valid	1014	914	671	448	3047	
N of Miss	0	0	0	0	0	

Table 186: If you used marijuana (grass, pot) (not just a puff or drag) in the past year, how did you usually get it? - I bought it myself



Response	6	8	10	12	Total	
No	99.9	98.4	94.6	91.3	97.0	
Yes	0.1	1.6	5.4	8.7	3.0	
N of Valid	1014	914	671	448	3047	
N of Miss	0	0	0	0	0	

Table 187: If you used marijuana (grass, pot) (not just a puff or drag) in the past year, how did you usually get it? - I got it from someone at school



Response	6	8	10	12	Total	
No	99.9	99.0	96.4	96.0	98.3	
Yes	0.1	1.0	3.6	4.0	1.7	
N of Valid	1014	914	671	448	3047	
N of Miss	0	0	0	0	0	

Table 188: If you used marijuana (grass, pot) (not just a puff or drag) in the past year, how did you usually get it? - I got it from someone with a medical marijuana card



Response	6	8	10	12	Total	
No	99.9	99.7	99.3	98.9	99.5	
Yes	0.1	0.3	0.7	1.1	0.5	
N of Valid	1014	914	671	448	3047	
N of Miss	0	0	0	0	0	

Table 189: If you used marijuana (grass, pot) (not just a puff or drag) in the past year, how did you usually get it? - I got it from my brother or sister



Response	6	8	10	12	Total	
No	99.8	99.1	98.1	97.8	98.9	
Yes	0.2	0.9	1.9	2.2	1.1	
N of Valid	1014	914	671	448	3047	
N of Miss	0	0	0	0	0	

Table 190: If you used marijuana (grass, pot) (not just a puff or drag) in the past year, how did you usually get it? - I got it from another relative



Response	6	8	10	12	Total	
No	99.6	98.9	97.3	97.5	98.6	
Yes	0.4	1.1	2.7	2.5	1.4	
N of Valid	1014	914	671	448	3047	
N of Miss	0	0	0	0	0	

Table 191: If you used marijuana (grass, pot) (not just a puff or drag) in the past year, how did you usually get it? - Other



Response	6	8	10	12	Total	
No	98.2	96.7	92.0	85.7	94.6	
Yes	1.8	3.3	8.0	14.3	5.4	
N of Valid	1014	914	671	448	3047	
N of Miss	0	0	0	0	0	

Table 192: If you drank alcohol (not just a sip or taste) in the past year, how did you usually get it?













Response	6	8	10	12	Total	
I did not drink alcohol in the past year	95.0	86.1	71.9	66.2	83.0	
I bought it myself with a fake ID	0.2	0.1	0.3	0.0	0.2	
I bought it myself without a fake ID	0.0	0.0	0.0	0.2	0.0	
I got it from someone I know age 21 or older	0.6	2.4	4.7	13.3	3.9	
I got it from someone I know under age 21	0.2	1.4	4.4	6.4	2.4	
I got it from my brother or sister	0.0	0.8	1.3	0.9	0.7	
I got it from home with my parents' permission	1.5	2.3	5.2	5.3	3.1	
I got it from home without my parents' permission	0.8	3.0	5.6	1.1	2.6	
I got it from another relative	0.4	1.0	1.6	2.0	1.1	
A stranger bought it for me	0.0	0.0	0.3	0.4	0.1	
I took it from a store or shop	0.0	0.0	0.0	0.2	0.0	
Other	1.4	2.9	4.6	3.8	2.9	
N of Valid	1017	921	676	450	3064	
N of Miss	132	81	103	113	429	

Table 193: If you used prescription drugs or over the counter drugs without a doctor telling you to use it or for the purpose of getting high, where did you get these drugs? - Did not use



Response	6	8	10	12	Total	
No	1.3	1.5	4.9	4.4	2.6	
Yes	98.7	98.5	95.1	95.6	97.4	
N of Valid	1017	921	675	451	3064	
N of Miss	0	0	0	0	0	

Table 194: If you used prescription drugs or over the counter drugs without a doctor telling you to use it or for the purpose of getting high, where did you get these drugs? -
Bought or took from store or shop



Response	6	8	10	12	Total	
No	99.6	99.6	99.7	100.0	99.7	
Yes	0.4	0.4	0.3	0.0	0.3	
N of Valid	1017	921	675	451	3064	
N of Miss	0	0	0	0	0	

Table 195: If you used prescription drugs or over the counter drugs without a doctor telling you to use it or for the purpose of getting high, where did you get these drugs? -
Got from parents with permission



Response	6	8	10	12	Total	
No	99.5	99.8	99.7	99.1	99.6	
Yes	0.5	0.2	0.3	0.9	0.4	
N of Valid	1017	921	675	451	3064	
N of Miss	0	0	0	0	0	

Table 196: If you used prescription drugs or over the counter drugs without a doctor telling you to use it or for the purpose of getting high, where did you get these drugs? -
Got from home without permission



Response	6	8	10	12	Total	
No	99.7	99.7	98.5	98.9	99.3	
Yes	0.3	0.3	1.5	1.1	0.7	
N of Valid	1017	921	675	451	3064	
N of Miss	0	0	0	0	0	

Table 197: If you used prescription drugs or over the counter drugs without a doctor telling you to use it or for the purpose of getting high, where did you get these drugs? -
Got from relative with permission



Response	6	8	10	12	Total	
No	99.9	99.8	99.9	98.9	99.7	
Yes	0.1	0.2	0.1	1.1	0.3	
N of Valid	1017	921	675	451	3064	
N of Miss	0	0	0	0	0	

Table 198: If you used prescription drugs or over the counter drugs without a doctor telling you to use it or for the purpose of getting high, where did you get these drugs? -
Got from relative without permission



Response	6	8	10	12	Total	
No	100.0	99.8	99.3	99.8	99.7	
Yes	0.0	0.2	0.7	0.2	0.3	
N of Valid	1017	921	675	451	3064	
N of Miss	0	0	0	0	0	

Table 199: If you used prescription drugs or over the counter drugs without a doctor telling you to use it or for the purpose of getting high, where did you get these drugs? -
Got from friend's home with permission



Response	6	8	10	12	Total	
No	99.9	99.7	99.4	99.1	99.6	
Yes	0.1	0.3	0.6	0.9	0.4	
N of Valid	1017	921	675	451	3064	
N of Miss	0	0	0	0	0	

Table 200: If you used prescription drugs or over the counter drugs without a doctor telling you to use it or for the purpose of getting high, where did you get these drugs? -
Got from friend's home without permission



Response	6	8	10	12	Total	
No	100.0	99.8	99.9	100.0	99.9	
Yes	0.0	0.2	0.1	0.0	0.1	
N of Valid	1017	921	675	451	3064	
N of Miss	0	0	0	0	0	

Table 201: If you used prescription drugs or over the counter drugs without a doctor telling you to use it or for the purpose of getting high, where did you get these drugs? -
Got from friend at school



Response	6	8	10	12	Total	
No	99.9	99.9	97.9	98.9	99.3	
Yes	0.1	0.1	2.1	1.1	0.7	
N of Valid	1017	921	675	451	3064	
N of Miss	0	0	0	0	0	

Table 202: If you used prescription drugs or over the counter drugs without a doctor telling you to use it or for the purpose of getting high, where did you get these drugs? -
Got from friend at party



Response	6	8	10	12	Total	
No	100.0	99.9	99.4	99.8	99.8	
Yes	0.0	0.1	0.6	0.2	0.2	
N of Valid	1017	921	675	451	3064	
N of Miss	0	0	0	0	0	

Table 203: If you used prescription drugs or over the counter drugs without a doctor telling you to use it or for the purpose of getting high, where did you get these drugs? -
Got from friend, elsewhere



Response	6	8	10	12	Total	
No	99.8	99.7	98.5	98.9	99.3	
Yes	0.2	0.3	1.5	1.1	0.7	
N of Valid	1017	921	675	451	3064	
N of Miss	0	0	0	0	0	

Table 204: If you used prescription drugs or over the counter drugs without a doctor telling you to use it or for the purpose of getting high, where did you get these drugs? -
Got from internet sale



Response	6	8	10	12	Total	
No	99.7	99.9	99.9	100.0	99.8	
Yes	0.3	0.1	0.1	0.0	0.2	
N of Valid	1017	921	675	451	3064	
N of Miss	0	0	0	0	0	

Table 205: During the last month, about how many marijuana cigarettes, or the equivalent, did you smoke a day, on the average?


Response	6	8	10	12	Total	
None	98.9	97.2	92.1	88.9	95.4	
Less than 1 a day	0.7	1.4	3.6	5.8	2.3	
1 a day	0.1	0.7	1.0	2.2	0.8	
2-3 a day	0.2	0.3	1.9	2.2	0.9	
4-6 a day	0.0	0.2	0.6	0.4	0.3	
7-10 a day	0.0	0.1	0.4	0.2	0.2	
11 or more a day	0.1	0.1	0.3	0.2	0.2	
N of Valid	1026	922	669	451	3068	
N of Miss	123	80	110	112	425	

Table 206: How wrong do your friends feel it would be for YOU to: have one or two drinks of an alcoholic beverage nearly every day?


Response	6	8	10	12	Total	
Very wrong	81.1	61.3	52.7	48.5	64.2	
Wrong	14.6	24.2	24.5	27.1	21.5	
A little bit wrong	3.5	10.4	14.5	13.2	9.4	
Not at all wrong	0.9	4.1	8.3	11.2	5.0	
N of Valid	1043	943	683	454	3123	
N of Miss	106	59	96	109	370	

Table 207: How wrong do your friends feel it would be for YOU to: smoke tobacco?


Response	6	8	10	12	Total	
Very wrong	86.2	71.2	61.8	56.8	72.0	
Wrong	10.8	20.1	22.1	22.1	17.7	
A little bit wrong	2.2	5.7	9.0	10.5	6.0	
Not at all wrong	0.8	3.0	7.2	10.5	4.3	
N of Valid	1039	944	680	456	3119	
N of Miss	110	58	99	107	374	

Table 208: How wrong do your friends feel it would be for YOU to: smoke marijuana?





Response	6	8	10	12	Total	
Very wrong	89.3	67.0	48.7	43.2	66.9	
Wrong	7.6	17.4	18.9	15.1	14.1	
A little bit wrong	1.8	8.0	15.0	17.1	8.8	
Not at all wrong	1.3	7.6	17.4	24.6	10.1	
N of Valid	1038	943	682	456	3119	
N of Miss	111	59	97	107	374	

Table 209: How wrong do your friends feel it would be for YOU to: use prescription drugs not prescribed to you?





Response	6	8	10	12	Total	
Very wrong	87.1	75.9	73.6	73.4	78.7	
Wrong	9.6	17.6	15.7	18.5	14.7	
A little bit wrong	2.4	4.8	6.8	4.8	4.4	
Not at all wrong	0.9	1.7	4.0	3.3	2.2	
N of Valid	1037	942	681	455	3115	
N of Miss	112	60	98	108	378	

Table 210: How wrong would most adults (over 21) in your neighborhood think it is for kids your age: to use marijuana?





Response	6	8	10	12	Total	
Very wrong	92.4	78.9	68.5	64.2	79.0	
Wrong	6.1	14.0	18.7	18.4	13.0	
A little bit wrong	0.9	4.6	7.3	11.3	4.9	
Not at all wrong	0.7	2.4	5.5	6.2	3.1	
N of Valid	1024	940	674	452	3090	
N of Miss	125	62	105	111	403	

Table 211: How wrong would most adults (over 21) in your neighborhood think it is for kids your age: to drink alcohol?

Response	6	8	10	12	Total	
Very wrong	87.5	74.0	61.1	58.8	73.4	
Wrong	9.2	17.5	23.5	23.1	16.9	
A little bit wrong	2.6	6.0	11.3	11.3	6.8	
Not at all wrong	0.7	2.6	4.2	6.9	2.9	
N of Valid	1023	939	673	451	3086	
N of Miss	126	63	106	112	407	

Table 212: How wrong would most adults (over 21) in your neighborhood think it is for kids your age: to smoke cigarettes?

Response	6	8	10	12	Total	
Very wrong	88.5	78.7	70.9	67.0	78.5	
Wrong	9.3	15.4	19.5	20.6	15.0	
A little bit wrong	1.5	3.8	5.8	8.2	4.1	
Not at all wrong	0.8	2.0	3.9	4.2	2.3	
N of Valid	1023	939	673	451	3086	
N of Miss	126	63	106	112	407	

Table 213: How much do each of the following statements describe your neighborhood? crime and/or drug selling

Response	6	8	10	12	Total	
NO!	87.0	77.5	73.9	76.3	79.7	
no	9.0	15.8	16.9	16.8	13.9	
yes	2.8	5.4	6.5	4.0	4.6	
YES!	1.2	1.3	2.7	2.9	1.8	
N of Valid	1027	938	675	452	3092	
N of Miss	122	64	104	111	401	

Table 214: How much do each of the following statements describe your neighborhood? fights





Response	6	8	10	12	Total	
NO!	78.6	75.7	75.7	79.1	77.2	
no	13.5	17.7	18.1	15.1	16.0	
yes	5.9	5.3	4.7	4.0	5.2	
YES!	2.1	1.2	1.5	1.8	1.6	
N of Valid	1022	936	674	450	3082	
N of Miss	127	66	105	113	411	

Table 215: How much do each of the following statements describe your neighborhood? lots of empty or abandoned buildings





Response	6	8	10	12	Total	
NO!	82.5	78.4	77.7	80.6	79.9	
no	13.1	16.4	15.6	14.5	14.9	
yes	3.0	4.8	5.6	3.6	4.2	
YES!	1.4	0.3	1.0	1.3	1.0	
N of Valid	1022	937	674	449	3082	
N of Miss	127	65	105	114	411	

Table 216: How much do each of the following statements describe your neighborhood? lots of graffiti





Response	6	8	10	12	Total	
NO!	88.1	83.5	83.2	85.5	85.3	
no	9.4	14.7	15.2	13.2	12.8	
yes	1.7	1.3	0.9	0.4	1.2	
YES!	0.8	0.4	0.7	0.9	0.7	
N of Valid	1018	929	673	448	3068	
N of Miss	131	73	106	115	425	

Table 217: I feel safe in my neighborhood.

Response	6	8	10	12	Total
NO!	2.9	1.5	2.4	1.6	2.2
no	5.7	4.8	6.2	5.8	5.5
yes	36.7	42.1	42.6	43.8	40.7
YES!	54.7	51.6	48.9	48.8	51.6
N of Valid	1021	935	665	447	3068
N of Miss	128	67	114	116	425

Table 218: If a kid smoked marijuana in your neighborhood would he or she be caught by the police?

Response	6	8	10	12	Total
NO!	13.2	14.5	23.3	26.8	17.8
no	16.6	34.1	35.5	44.4	30.1
yes	31.6	32.6	27.5	19.4	29.2
YES!	38.7	18.9	13.7	9.4	22.9
N of Valid	1014	933	670	448	3065
N of Miss	135	69	109	115	428

Table 219: If a kid drank some beer, wine or hard liquor (for example, vodka, whiskey, or gin) in your neighborhood would he or she be caught by the police?

Response	6	8	10	12	Total
NO!	13.9	18.2	27.8	32.5	21.0
no	22.2	40.2	43.1	44.5	35.5
yes	30.9	26.6	18.1	15.8	24.6
YES!	33.0	14.9	10.9	7.1	18.9
N of Valid	1014	932	668	449	3063
N of Miss	135	70	111	114	430

Table 220: If a kid carried a handgun in your neighborhood would he or she be caught by the police?





Response	6	8	10	12	Total	
NO!	13.0	13.1	19.7	22.3	15.9	
no	11.4	24.1	26.1	31.2	21.4	
yes	27.2	34.9	31.2	29.6	30.8	
YES!	48.4	27.8	23.0	16.9	32.0	
N of Valid	1013	930	670	449	3062	
N of Miss	136	72	109	114	431	

Table 221: If you wanted to get some cigarettes, how easy would it be for you to get some?





Response	6	8	10	12	Total	
Very hard	81.9	59.2	44.5	33.3	59.6	
Sort of hard	9.3	19.4	21.3	20.4	16.6	
Sort of easy	4.8	13.3	16.6	22.0	12.5	
Very easy	4.1	8.0	17.6	24.2	11.2	
N of Valid	1004	922	670	450	3046	
N of Miss	145	80	109	113	447	

Table 222: If you wanted to get some beer, wine or hard liquor (for example, vodka, whiskey, or gin), how easy would it be for you to get some?





Response	6	8	10	12	Total	
Very hard	77.0	50.3	35.6	29.1	52.7	
Sort of hard	10.6	18.2	17.2	15.3	15.1	
Sort of easy	6.6	18.3	23.5	27.1	16.9	
Very easy	5.8	13.2	23.8	28.4	15.3	
N of Valid	998	918	669	443	3028	
N of Miss	151	84	110	120	465	

Table 223: If you wanted to get a drug like cocaine, LSD, or amphetamines, how easy would it be for you to get some?





Response	6	8	10	12	Total	
Very hard	93.6	83.4	76.0	64.4	82.3	
Sort of hard	3.0	9.5	13.3	20.8	9.9	
Sort of easy	1.5	4.8	7.2	6.7	4.5	
Very easy	1.9	2.4	3.6	8.1	3.3	
N of Valid	993	920	670	447	3030	
N of Miss	156	82	109	116	463	

Table 224: If you wanted to get a handgun, how easy would it be for you to get one?





Response	6	8	10	12	Total	
Very hard	77.2	65.1	59.2	55.4	66.3	
Sort of hard	10.6	15.2	14.2	17.9	13.8	
Sort of easy	6.2	9.8	14.6	11.4	9.9	
Very easy	5.9	9.9	12.1	15.2	9.9	
N of Valid	992	917	671	446	3026	
N of Miss	157	85	108	117	467	

Table 225: If you wanted to get some marijuana, how easy would it be for you to get some?





Response	6	8	10	12	Total	
Very hard	91.2	71.6	51.2	37.9	68.6	
Sort of hard	4.3	12.3	11.9	11.7	9.5	
Sort of easy	1.9	8.1	15.1	15.9	8.8	
Very easy	2.5	8.0	21.8	34.5	13.2	
N of Valid	993	916	670	446	3025	
N of Miss	156	86	109	117	468	

Table 226: If you wanted to get prescription drugs for the purpose of getting high, how easy would it be for you to get some?





Response	6	8	10	12	Total	
Very hard	85.2	67.1	58.0	50.4	68.5	
Sort of hard	6.9	13.8	13.7	21.9	12.7	
Sort of easy	3.2	9.6	14.9	12.5	9.1	
Very easy	4.7	9.5	13.4	15.2	9.6	
N of Valid	990	918	671	448	3027	
N of Miss	159	84	108	115	466	

Table 227: If you wanted to get synthetic marijuana such as K2 or chemical products such as bath salts to get high, how easy would it be for you to get some?





Response	6	8	10	12	Total	
Very hard	92.7	83.0	74.7	68.0	82.1	
Sort of hard	4.1	9.4	13.9	17.4	9.9	
Sort of easy	1.0	5.0	7.2	6.3	4.4	
Very easy	2.1	2.6	4.2	8.3	3.6	
N of Valid	990	918	669	447	3024	
N of Miss	159	84	110	116	469	

Table 228: If you wanted to get steroids to use or to enhance athletic performance, how easy would it be for you to get some?





Response	6	8	10	12	Total	
Very hard	91.4	83.1	73.5	69.9	81.7	
Sort of hard	4.4	10.2	15.1	15.6	10.2	
Sort of easy	2.0	3.8	7.0	8.0	4.6	
Very easy	2.1	2.9	4.3	6.5	3.5	
N of Valid	989	916	669	448	3022	
N of Miss	160	86	110	115	471	

Table 229: If you wanted to get e-cigarettes, e-cigars, or e-hookahs, how easy would it be for you to get some?





Response	6	8	10	12	Total	
Very hard	85.6	61.4	46.3	33.5	61.9	
Sort of hard	6.4	13.0	8.3	9.8	9.3	
Sort of easy	3.9	12.2	14.6	16.7	10.7	
Very easy	4.1	13.4	30.7	40.0	18.1	
N of Valid	992	918	671	448	3029	
N of Miss	157	84	108	115	464	

Table 230: During the past 12 months, have you participated in any alcohol prevention programs or seen any alcohol prevention messages in your school or community? Yes, a school-based program focused on preventing underage drinking and/or drinking and driving.



Response	6	8	10	12	Total	
No	73.0	82.1	86.3	90.4	81.2	
Yes	27.0	17.9	13.7	9.6	18.8	
N of Valid	995	922	670	447	3034	
N of Miss	0	0	0	0	0	

Table 231: During the past 12 months, have you participated in any alcohol prevention programs or seen any alcohol prevention messages in your school or community? Yes, a community-based program focused on preventing underage drinking and/or drinking and driving (for example, through your church or temple or through youth groups like Boys and Girls Club or 4-H).



Response	6	8	10	12	Total	
No	87.5	93.1	94.6	95.1	91.9	
Yes	12.5	6.9	5.4	4.9	8.1	
N of Valid	995	922	670	447	3034	
N of Miss	0	0	0	0	0	

Table 232: During the past 12 months, have you participated in any alcohol prevention programs or seen any alcohol prevention messages in your school or community? Yes, a media campaign addressing underage drinking and/or drinking and driving (for example, newspaper ads, posters, pamphlets, radio, TV).



Response	6	8	10	12	Total	
No	86.9	89.6	92.1	91.7	89.6	
Yes	13.1	10.4	7.9	8.3	10.4	
N of Valid	995	922	670	447	3034	
N of Miss	0	0	0	0	0	

Table 233: During the past 12 months, have you participated in any alcohol prevention programs or seen any alcohol prevention messages in your school or community? No



Response	6	8	10	12	Total	
No	35.7	24.9	20.6	15.4	26.1	
Yes	64.3	75.1	79.4	84.6	73.9	
N of Valid	995	922	670	447	3034	
N of Miss	0	0	0	0	0	

Table 234: How wrong do your parents feel it would be for YOU to: have one or two drinks of an alcoholic beverage nearly every day?





Response	6	8	10	12	Total	
Very wrong	91.4	88.0	86.6	82.0	87.9	
Wrong	5.7	7.6	8.4	12.0	7.8	
A little bit wrong	2.4	3.6	3.4	4.5	3.3	
Not at all wrong	0.5	0.9	1.7	1.4	1.0	
N of Valid	985	927	655	440	3007	
N of Miss	164	75	124	123	486	

Table 235: How wrong do your parents feel it would be for YOU to: smoke tobacco?





Response	6	8	10	12	Total	
Very wrong	95.3	93.1	91.1	84.7	92.2	
Wrong	3.6	5.1	4.9	11.0	5.4	
A little bit wrong	0.9	1.3	2.3	3.2	1.7	
Not at all wrong	0.2	0.5	1.7	1.1	0.8	
N of Valid	983	926	654	437	3000	
N of Miss	166	76	125	126	493	

Table 236: How wrong do your parents feel it would be for YOU to: smoke marijuana?





Response	6	8	10	12	Total	
Very wrong	96.5	89.4	83.2	74.7	88.2	
Wrong	2.1	5.7	7.5	11.4	5.8	
A little bit wrong	1.0	3.5	6.4	9.1	4.1	
Not at all wrong	0.3	1.4	2.9	4.8	1.9	
N of Valid	983	927	656	438	3004	
N of Miss	166	75	123	125	489	

Table 237: How wrong do your parents feel it would be for YOU to: use prescription drugs not prescribed to you?





Response	6	8	10	12	Total	
Very wrong	96.1	93.8	92.8	91.1	94.0	
Wrong	3.3	5.1	4.3	6.6	4.5	
A little bit wrong	0.6	0.8	1.7	1.6	1.0	
Not at all wrong	0.0	0.3	1.2	0.7	0.5	
N of Valid	984	925	656	437	3002	
N of Miss	165	77	123	126	491	

Table 238: How wrong do your parents feel it would be for YOU to: steal something?





Response	6	8	10	12	Total	
Very wrong	89.9	86.8	86.9	87.4	87.9	
Wrong	9.5	11.4	9.5	11.0	10.3	
A little bit wrong	0.5	1.3	3.1	1.4	1.4	
Not at all wrong	0.1	0.4	0.6	0.2	0.3	
N of Valid	983	927	655	438	3003	
N of Miss	166	75	124	125	490	

Table 239: How wrong do your parents feel it would be for YOU to: draw graffiti, write things, or draw pictures on buildings or other property (without the owner's permission)?





Response	6	8	10	12	Total	
Very wrong	91.7	87.8	84.3	84.5	87.8	
Wrong	6.4	8.6	10.4	10.0	8.5	
A little bit wrong	1.7	3.2	4.1	4.1	3.1	
Not at all wrong	0.2	0.3	1.2	1.4	0.6	
N of Valid	984	926	656	439	3005	
N of Miss	165	76	123	124	488	

Table 240: How wrong do your parents feel it would be for YOU to: pick a fight with someone?





Response	6	8	10	12	Total	
Very wrong	74.3	60.4	65.5	68.8	67.3	
Wrong	18.2	25.1	22.7	22.3	21.9	
A little bit wrong	5.6	11.5	9.9	7.5	8.6	
Not at all wrong	1.9	3.0	1.8	1.4	2.2	
N of Valid	983	925	656	439	3003	
N of Miss	166	77	123	124	490	

Table 241: During the past 12 months, have you talked with at least one of your parents about the dangers of underage drinking and/or drinking and driving? By parents, we mean either your biological parents, adoptive parents, stepparents, or adult guardians - whether or not they live with you.



Response	6	8	10	12	Total	
No	50.0	51.3	47.8	54.0	50.5	
Yes	50.0	48.7	52.2	46.0	49.5	
N of Valid	934	889	638	413	2874	
N of Miss	215	113	141	150	619	

Table 242: The rules in my family are clear.

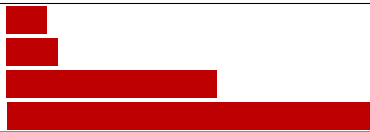
Response	6	8	10	12	Total	
NO!	3.3	3.3	4.4	6.2	4.0	
no	5.0	5.9	6.1	7.4	5.9	
yes	26.4	36.6	31.9	35.6	32.1	
YES!	65.3	54.3	57.6	50.8	58.1	
N of Valid	965	916	655	435	2971	
N of Miss	184	86	124	128	522	

Table 243: People in my family have serious arguments about the same things, and often insult or yell at each other.

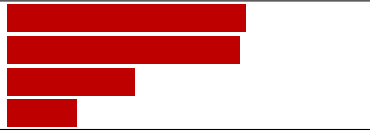
Response	6	8	10	12	Total	
NO!	45.4	33.3	30.5	34.8	36.8	
no	29.6	39.0	38.6	39.1	35.9	
yes	16.8	20.2	20.2	16.0	18.5	
YES!	8.2	7.5	10.7	10.1	8.8	
N of Valid	960	916	653	437	2966	
N of Miss	189	86	126	126	527	

Table 244: When I am not at home, one of my parents knows where I am and who I am with.

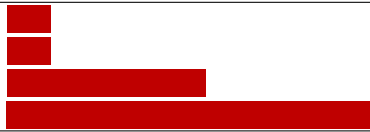
Response	6	8	10	12	Total	
NO!	4.4	3.7	4.4	7.6	4.6	
no	4.3	3.8	5.3	6.4	4.7	
yes	23.2	32.1	33.4	37.1	30.3	
YES!	68.2	60.3	56.8	49.0	60.4	
N of Valid	964	915	655	437	2971	
N of Miss	185	87	124	126	522	

Table 245: My family has clear rules about alcohol and drug use.

Response	6	8	10	12	Total
NO!	5.9	4.0	5.7	6.9	5.4
no	5.3	7.4	8.0	10.1	7.2
yes	16.9	25.5	28.4	32.6	24.4
YES!	72.0	63.1	58.0	50.5	63.0
N of Valid	952	909	654	436	2951
N of Miss	197	93	125	127	542

Table 246: If you skipped school would you be caught by your parents?

Response	6	8	10	12	Total
NO!	4.8	4.3	6.3	9.6	5.7
no	3.3	7.0	10.1	12.8	7.3
yes	17.3	27.8	25.7	31.4	24.4
YES!	74.6	60.9	58.0	46.2	62.5
N of Valid	962	913	654	437	2966
N of Miss	187	89	125	126	527

Table 247: My parents ask if I've gotten my homework done.

Response	6	8	10	12	Total
NO!	4.3	7.0	8.7	18.3	8.1
no	5.5	12.1	16.8	19.7	12.1
yes	23.4	33.7	29.8	28.8	28.8
YES!	66.9	47.2	44.6	33.2	50.9
N of Valid	963	916	654	437	2970
N of Miss	186	86	125	126	523

Table 248: Would your parents know if you did not come home on time?





Response	6	8	10	12	Total	
NO!	3.1	3.5	4.7	8.5	4.4	
no	5.4	7.3	7.6	10.3	7.2	
yes	21.8	32.7	31.0	32.8	28.8	
YES!	69.7	56.5	56.6	48.4	59.6	
N of Valid	960	917	655	436	2968	
N of Miss	189	85	124	127	525	

Table 249: Do you know how to properly dispose of leftover prescription drugs?



Response	6	8	10	12	Total	
No	83.0	71.4	62.3	57.0	70.9	
Yes	17.0	28.6	37.7	43.0	29.1	
N of Valid	908	893	644	430	2875	
N of Miss	241	109	135	133	618	

Table 250: Have any of your brothers or sisters ever: drunk beer, wine or hard liquor (for example, vodka, whiskey or gin)?




Response	6	8	10	12	Total	
No	77.9	63.1	55.8	45.2	63.6	
Yes	14.9	31.7	38.5	48.2	30.2	
I don't have any brothers or sisters	7.2	5.2	5.7	6.7	6.2	
N of Valid	953	918	654	436	2961	
N of Miss	196	84	125	127	532	

Table 251: Have any of your brothers or sisters ever: smoked marijuana?




Response	6	8	10	12	Total	
No	88.6	79.0	67.4	59.2	76.6	
Yes	4.2	15.7	26.8	34.2	17.2	
I don't have any brothers or sisters	7.2	5.2	5.8	6.7	6.2	
N of Valid	950	916	656	436	2958	
N of Miss	199	86	123	127	535	

Table 252: Have any of your brothers or sisters ever: smoked cigarettes?




Response	6	8	10	12	Total	
No	85.0	77.7	71.6	65.6	76.9	
Yes	7.9	17.1	22.6	27.8	16.9	
I don't have any brothers or sisters	7.1	5.3	5.8	6.7	6.2	
N of Valid	954	914	655	436	2959	
N of Miss	195	88	124	127	534	

Table 253: Have any of your brothers or sisters ever: taken a handgun to school?




Response	6	8	10	12	Total	
No	92.7	93.8	93.4	92.7	93.2	
Yes	0.2	1.0	0.9	0.7	0.7	
I don't have any brothers or sisters	7.1	5.2	5.7	6.7	6.2	
N of Valid	953	915	654	436	2958	
N of Miss	196	87	125	127	535	

Table 254: Have any of your brothers or sisters ever: been suspended or expelled from school?




Response	6	8	10	12	Total	
No	77.3	70.4	70.8	73.1	73.1	
Yes	15.7	24.2	23.4	20.2	20.7	
I don't have any brothers or sisters	7.1	5.3	5.8	6.7	6.2	
N of Valid	950	917	654	435	2956	
N of Miss	199	85	125	128	537	

Table 255: Have any of your brothers or sisters ever: used e-cigarettes, e-cigars or e-hookahs (vaping)?




Response	6	8	10	12	Total	
No	81.8	69.7	64.4	55.7	70.4	
Yes	11.0	25.1	29.8	37.6	23.5	
I don't have any brothers or sisters	7.1	5.2	5.8	6.7	6.2	
N of Valid	953	916	654	436	2959	
N of Miss	196	86	125	127	534	

Table 256: Have any of your brothers or sisters ever: used prescription drugs not prescribed to him/her?




Response	6	8	10	12	Total	
No	90.6	89.9	86.9	83.7	88.5	
Yes	2.2	4.7	7.5	9.6	5.2	
I don't have any brothers or sisters	7.2	5.4	5.6	6.7	6.2	
N of Valid	951	918	655	436	2960	
N of Miss	198	84	124	127	533	

Table 257: Have you changed homes in the past year (the last 12 months)?



Response	6	8	10	12	Total	
No	76.5	75.2	79.7	85.2	78.1	
Yes	23.5	24.8	20.3	14.8	21.9	
N of Valid	929	903	646	426	2904	
N of Miss	220	99	133	137	589	

Table 258: How many times have you changed homes since kindergarten?






Response	6	8	10	12	Total	
Never	31.6	29.4	26.8	30.3	29.6	
1 or 2 times	39.0	35.4	30.2	34.3	35.2	
3 or 4 times	18.6	20.9	23.7	17.4	20.3	
5 or 6 times	6.3	9.1	11.7	7.9	8.6	
7 or more times	4.6	5.3	7.6	10.2	6.3	
N of Valid	941	913	649	432	2935	
N of Miss	208	89	130	131	558	

Table 259: Have you changed schools (including changing from elementary to middle and middle to high school) in the past year?



Response	6	8	10	12	Total	
No	34.1	30.8	56.5	82.4	45.2	
Yes	65.9	69.2	43.5	17.6	54.8	
N of Valid	926	908	642	432	2908	
N of Miss	223	94	137	131	585	

Table 260: How many times have you changed schools since kindergarten (including changing from elementary to middle and middle to high school)?






Response	6	8	10	12	Total	
Never	17.7	16.4	17.1	23.3	18.0	
1 or 2 times	54.4	32.6	25.2	24.2	36.7	
3 or 4 times	19.9	35.5	38.8	32.6	30.8	
5 or 6 times	5.9	10.5	12.5	12.2	9.7	
7 or more times	2.1	4.9	6.5	7.6	4.8	
N of Valid	934	912	650	433	2929	
N of Miss	215	90	129	130	564	

Table 261: Has anyone in your family ever had severe alcohol or drug problems?



Response	6	8	10	12	Total	
No	71.7	62.6	56.0	52.9	62.6	
Yes	28.3	37.4	44.0	47.1	37.4	
N of Valid	913	895	647	427	2882	
N of Miss	236	107	132	136	611	

Table 262: About how many adults (over 21) have you known personally who in the past year have: used marijuana, crack, cocaine, or other drugs?






Response	6	8	10	12	Total	
0	83.8	73.5	60.2	58.6	71.6	
1	10.2	12.0	14.4	13.7	12.2	
2	2.2	8.0	10.8	10.5	7.2	
3-4	1.7	3.3	7.3	9.2	4.6	
5	2.0	3.3	7.3	8.0	4.5	
N of Valid	940	912	655	437	2944	
N of Miss	209	90	124	126	549	

Table 263: About how many adults (over 21) have you known personally who in the past year have: sold or dealt drugs?






Response	6	8	10	12	Total	
0	92.0	87.3	78.7	79.2	85.7	
1	5.1	7.0	9.0	8.9	7.2	
2	1.3	3.1	5.7	5.7	3.5	
3-4	0.6	1.2	3.1	3.2	1.7	
5	1.0	1.4	3.5	3.0	2.0	
N of Valid	935	912	652	437	2936	
N of Miss	214	90	127	126	557	

Table 264: About how many adults (over 21) have you known personally who in the past year have: done other things that could get them in trouble with the police, like stealing, selling stolen goods, mugging or assaulting others, etc.?






Response	6	8	10	12	Total	
0	88.0	82.3	73.9	78.0	81.6	
1	7.6	9.2	12.2	10.1	9.5	
2	1.7	3.7	5.0	5.7	3.7	
3-4	1.2	2.2	4.0	2.5	2.3	
5	1.5	2.5	4.9	3.7	2.9	
N of Valid	934	911	654	436	2935	
N of Miss	215	91	125	127	558	

Table 265: About how many adults (over 21) have you known personally who in the past year have: gotten drunk or high?







Response	6	8	10	12	Total	
0	67.8	53.5	39.3	37.0	52.4	
1	17.8	17.7	19.2	17.0	18.0	
2	5.6	11.1	12.7	12.1	9.9	
3-4	2.8	7.9	10.0	12.3	7.4	
5	6.0	9.9	18.7	21.6	12.4	
N of Valid	931	911	651	430	2923	
N of Miss	218	91	128	133	570	

Table 266: How honest were you in filling out this survey?

Response	6	8	10	12	Total	
I was very honest	82.9	74.6	80.2	75.4	78.6	
I was honest pretty much of the time	15.3	20.7	15.0	19.9	17.6	
I was honest some of the time	1.5	3.8	3.9	2.9	3.0	
I was honest once in a while	0.2	0.9	0.9	1.8	0.8	
I was not honest at all	0.0	0.0	0.0	0.0	0.0	
N of Valid	984	936	665	448	3033	
N of Miss	165	66	114	115	460	