

2011 APNA

Arkansas Prevention Needs Assessment Student Survey



Sebastian County Tables

**Arkansas Department of Human Services
Division of Behavioral Health Services**

Conducted by International Survey Associates dba Pride Surveys

Contents

1	INTRODUCTION	11
2	PERCENTAGE TABLES	16

List of Tables

1	Sex	17
2	Age	17
3	Are you Hispanic or Latino?	17
4	What is your race? Black or African American	18
5	What is your race? Asian	18
6	What is your race? American Indian	18
7	What is your race? Alaska Native	18
8	What is your race? White	19
9	What is your race? Native Hawaiian or Other Pacific Islander	19
10	What is your race? Other	19
11	What is the highest level of schooling completed by your mother or father?	20
12	Think of where you live most of the time. Which of the following people live there with you? Mother	20
13	Think of where you live most of the time. Which of the following people live there with you? Stepmother	20
14	Think of where you live most of the time. Which of the following people live there with you? Foster Mother	21
15	Think of where you live most of the time. Which of the following people live there with you? Grandmother	21
16	Think of where you live most of the time. Which of the following people live there with you? Aunt	21
17	Think of where you live most of the time. Which of the following people live there with you? Father	21
18	Think of where you live most of the time. Which of the following people live there with you? Stepfather	22
19	Think of where you live most of the time. Which of the following people live there with you? Foster Father	22
20	Think of where you live most of the time. Which of the following people live there with you? Grandfather	22
21	Think of where you live most of the time. Which of the following people live there with you? Uncle	22
22	Think of where you live most of the time. Which of the following people live there with you? Other Adults	23
23	Think of where you live most of the time. Which of the following people live there with you? Brother(s)	23
24	Think of where you live most of the time. Which of the following people live there with you? Stepbrother(s)	23
25	Think of where you live most of the time. Which of the following people live there with you? Sister(s)	23
26	Think of where you live most of the time. Which of the following people live there with you? Stepsister(s)	24

27	Think of where you live most of the time. Which of the following people live there with you? Other Children	24
28	In my school, students have lots of chances to help decide things like class activities and rules.	24
29	Teachers ask me to work on special classroom projects.	24
30	My teacher(s) notices when I am doing a good job and lets me know about it.	25
31	There are lots of chances for students in my school to get involved in sports, clubs, and other school activities outside of class.	25
32	There are lots of chances for students in my school to talk with a teacher one-on-one.	25
33	I feel safe at my school.	26
34	The school lets my parents know when I have done something well.	26
35	My teachers praise me when I work hard in school.	26
36	Are your school grades better than the grades of most students in your class?	27
37	I have lots of chances to be part of class discussions or activities.	27
38	Now thinking back over the past year in school, how often did you: enjoy being in school?	27
39	Now thinking back over the past year in school, how often did you: hate being in school?	28
40	Now thinking back over the past year in school, how often did you: try to do your best work in school?	28
41	How often do you feel that the school work you are assigned is meaningful and important?	28
42	Putting them all together, what were your grades like last year?	29
43	How important do you think the things you are learning in school are going to be for your later life?	29
44	How interesting are most of your courses to you?	29
45	During the LAST FOUR WEEKS how many whole days of school have you missed because you skipped or 'cut'?	30
46	What are the chances you would be seen as cool if you: smoked cigarettes?	30
47	What are the chances you would be seen as cool if you: worked hard at school?	30
48	What are the chances you would be seen as cool if you: began drinking alcoholic beverages regularly, that is, at least once or twice a month?	31
49	What are the chances you would be seen as cool if you: defended someone who was being verbally abused at school?	31
50	What are the chances you would be seen as cool if you: smoked marijuana?	31
51	What are the chances you would be seen as cool if you: carried a handgun?	32

52	What are the chances you would be seen as cool if you: regularly volunteered to do community service?	32
53	Think of your four best friends (the friends you feel closest to). In the past year (12 months), how many of your best friends have: participated in clubs, organizations or activities at school?	32
54	Think of your four best friends (the friends you feel closest to). In the past year (12 months), how many of your best friends have: smoked cigarettes?	33
55	Think of your four best friends (the friends you feel closest to). In the past year (12 months), how many of your best friends have: tried beer, wine or hard liquor (for example, vodka, whiskey, or gin) when their parents didn't know about it?	33
56	Think of your four best friends (the friends you feel closest to). In the past year (12 months), how many of your best friends have: made a commitment to stay drug-free?	33
57	Think of your four best friends (the friends you feel closest to). In the past year (12 months), how many of your best friends have: used marijuana?	34
58	Think of your four best friends (the friends you feel closest to). In the past year (12 months), how many of your best friends have: tried to do well in school?	34
59	Think of your four best friends (the friends you feel closest to). In the past year (12 months), how many of your best friends have: used LSD, cocaine, amphetamines, or other illegal drugs?	34
60	Think of your four best friends (the friends you feel closest to). In the past year (12 months), how many of your best friends have: been suspended from school?	35
61	Think of your four best friends (the friends you feel closest to). In the past year (12 months), how many of your best friends have: liked school?	35
62	Think of your four best friends (the friends you feel closest to). In the past year (12 months), how many of your best friends have: carried a handgun?	35
63	Think of your four best friends (the friends you feel closest to). In the past year (12 months), how many of your best friends have: sold illegal drugs?	36
64	Think of your four best friends (the friends you feel closest to). In the past year (12 months), how many of your best friends have: regularly attended religious services?	36
65	Think of your four best friends (the friends you feel closest to). In the past year (12 months), how many of your best friends have: stolen or tried to steal a motor vehicle such as a car or motorcycle?	36
66	Think of your four best friends (the friends you feel closest to). In the past year (12 months), how many of your best friends have: been arrested?	37

67	Think of your four best friends (the friends you feel closest to). In the past year (12 months), how many of your best friends have: dropped out of school?	37
68	Think of your four best friends (the friends you feel closest to). In the past year (12 months), how many of your best friends have: been members of a gang?	37
69	How old were you when you first: smoked marijuana?	38
70	How old were you when you first: smoked a cigarette, even just a puff?	38
71	How old were you when you first: had more than a sip or two of beer, wine or hard liquor (for example, vodka, whiskey, or gin)?	39
72	How old were you when you first: began drinking alcoholic beverages regularly, that is, at least once or twice a month?	39
73	How old were you when you first: used phenoxydine (pox, px, breeze)?	40
74	How old were you when you first: got suspended from school?	40
75	How old were you when you first: got arrested?	41
76	How old were you when you first: carried a handgun?	41
77	How old were you when you first: attacked someone with the idea of seriously hurting them?	42
78	How old were you when you first: belonged to a gang?	42
79	How wrong do you think it is for someone your age to: take a handgun to school?	43
80	How wrong do you think it is for someone your age to: steal anything worth more than \$5?	43
81	How wrong do you think it is for someone your age to: pick a fight with someone?	43
82	How wrong do you think it is for someone your age to: attack someone with the idea of seriously hurting them?	44
83	How wrong do you think it is for someone your age to: stay away from school all day when their parents think they are at school?	44
84	How wrong do you think it is for someone your age to: drink beer, wine or hard liquor (for example, vodka, whiskey, or gin) regularly?	44
85	How wrong do you think it is for someone your age to: smoke cigarettes?	45
86	How wrong do you think it is for someone your age to: smoke marijuana?	45
87	How wrong do you think it is for someone your age to: use LSD, cocaine, amphetamines or another illegal drug?	45
88	At school during the past 12 months, did you receive help from the resource teacher, speech therapist or other special education teacher?	46
89	How many times in the past year (12 months) have you: been suspended from school?	46
90	How many times in the past year (12 months) have you: carried a handgun?	46

91	How many times in the past year (12 months) have you: sold illegal drugs?	47
92	How many times in the past year (12 months) have you: stolen or tried to steal a motor vehicle such as a car or motorcycle?	47
93	How many times in the past year (12 months) have you: participated in clubs, organizations or activities at school?	48
94	How many times in the past year (12 months) have you: been arrested?	48
95	How many times in the past year (12 months) have you: done extra work on your own for school?	49
96	How many times in the past year (12 months) have you: attacked someone with the idea of seriously hurting them?	49
97	How many times in the past year (12 months) have you: been drunk or high at school?	50
98	How many times in the past year (12 months) have you: volunteered to do community service?	50
99	How many times in the past year (12 months) have you: taken a handgun to school?	51
100	Are you currently on probation, or assigned a probation officer with Juvenile Court?	51
101	Have you ever belonged to a gang?	51
102	If you have ever belonged to a gang, did that gang have a name?	52
103	How many times have you done the following things? done what feels good no matter what.	52
104	How many times have you done the following things? done something dangerous because someone dared you to do it.	52
105	How many times have you done the following things? done crazy things even if they are a little dangerous.	53
106	You're looking at CD's in a music store with a friend. You look up and see her slip a CD under her coat. She smiles and says 'Which one do you want? Go ahead, take it while nobody's around.' There is nobody in sight, no employees and no other customers. What would you do now?	53
107	You are visiting another part of town, and you don't know any of the people your age there. You are walking down the street, and some teenager you don't know is walking toward you. He is about your size, and as he is about to pass you, he deliberately bumps into you and you almost lose your balance. What would you say or do?	53
108	You are at a party at someone's house, and one of your friends offers you a drink containing alcohol. What would you say or do?	54
109	It's 8:00 on a weeknight and you are about to go over to a friend's home when your mother asks you where you are going. You say 'Oh, just going to go hang out with some friends.' She says, 'No, you'll just get into trouble if you go out. Stay home tonight.' What would you do now?	54
110	How often do you attend religious services or activities?	54

111	I do the opposite of what people tell me, just to get them mad. . . .	55
112	I like to see how much I can get away with.	55
113	I ignore rules that get in my way.	55
114	I think sometimes it's okay to cheat at school.	56
115	It is important to think before you act.	56
116	Sometimes I think that life is not worth it.	56
117	At times I think I am no good at all.	57
118	All in all, I am inclined to think that I am a failure.	57
119	In the past year, have you felt depressed or sad MOST days, even if you felt okay sometimes?	57
120	It is all right to beat up people if they start the fight.	58
121	I think it is okay to take something without asking if you can get away with it.	58
122	Sometimes we don't know what we will do as adults, but we may have an idea. Please answer how true these statements may be for you. WHEN I AM AN ADULT I WILL: smoke cigarettes.	58
123	Sometimes we don't know what we will do as adults, but we may have an idea. Please answer how true these statements may be for you. WHEN I AM AN ADULT I WILL: drink beer, wine, or liquor.	59
124	Sometimes we don't know what we will do as adults, but we may have an idea. Please answer how true these statements may be for you. WHEN I AM AN ADULT I WILL: smoke marijuana.	59
125	Sometimes we don't know what we will do as adults, but we may have an idea. Please answer how true these statements may be for you. WHEN I AM AN ADULT I WILL: use LSD, cocaine, amphetamines or another illegal drug.	59
126	How much do you think people risk harming themselves (physically or in other ways) if they: smoked one or more packs of cigarettes per day?	60
127	How much do you think people risk harming themselves (physically or in other ways) if they: try marijuana once or twice?	60
128	How much do you think people risk harming themselves (physically or in other ways) if they: smoke marijuana regularly?	60
129	How much do you think people risk harming themselves (physically or in other ways) if they: take one or two drinks of an alcoholic beverage (beer, wine, liquor) nearly every day?	61
130	How much do you think people risk harming themselves (physically or in other ways) if they: have five or more drinks once or twice each weekend?	61
131	Have you ever used smokeless tobacco (chew, snuff, plug, dipping tobacco, or chewing tobacco)?	61
132	How often have you taken smokeless tobacco during the past 30 days?	62
133	Have you ever smoked cigarettes?	62
134	How frequently have you smoked cigarettes during the past 30 days?	62

135	Which statement best describes rules about smoking inside your home?	63
136	Which statement best describes rules about smoking in your family cars?	63
137	During this school year, were you taught in any of your classes about the dangers of tobacco use?	64
138	During the past 12 months, have you participated in any community activities to discourage people your age from using cigarettes, chewing tobacco, snuff, dip or cigars?	64
139	On how many occasions have you had alcoholic beverages (beer, wine or hard liquor) to drink in your lifetime - more than just a few sips?	64
140	On how many occasions have you had beer, wine or hard liquor to drink during the past 30 days?	65
141	On how many occasions have you used marijuana (grass, pot) or hashish (hash, hash oil) in your lifetime?	65
142	On how many occasions have you used marijuana (grass, pot) or hashish (hash, hash oil) during the past 30 days?	65
143	On how many occasions have you used LSD or other psychedelics in your lifetime?	66
144	On how many occasions have you used LSD or other psychedelics during the past 30 days?	66
145	On how many occasions have you used cocaine or crack in your lifetime?	66
146	On how many occasions have you used cocaine or crack during the past 30 days?	67
147	On how many occasions have you sniffed glue, breathed the contents of an aerosol spray can, or inhaled other gases or sprays, in order to get high in your lifetime?	67
148	On how many occasions have you sniffed glue, breathed the contents of an aerosol spray can, or inhaled other gases or sprays, in order to get high during the past 30 days?	68
149	On how many occasions have you used phenoxydine (pox, px, breeze) in your lifetime?	68
150	On how many occasions have you used phenoxydine (pox, px, breeze) during the past 30 days?	69
151	On how many occasions have you used sedatives (tranquilizers, such as Valium or Xanax, barbiturates, or sleeping pills) without a doctor telling you to take them, in your lifetime?	69
152	On how many occasions have you used sedatives (tranquilizers, such as Valium or Xanax, barbiturates, or sleeping pills) without a doctor telling you to take them, during the past 30 days?	70
153	On how many occasions have you used methamphetamines (meth, speed, crank, crystal meth) in your lifetime?	70

154	On how many occasions have you used methamphetamines (meth, speed, crank, crystal meth) in the past 30 days?	71
155	On how many occasions have you used stimulants, other than Methamphetamines (such as amphetamines, Ritalin or Dexedrine) without a doctor telling you to take them, in your lifetime?	71
156	On how many occasions have you used stimulants, other than Methamphetamines (such as amphetamines, Ritalin or Dexedrine) without a doctor telling you to take them, during the past 30 days?	72
157	On how many occasions have you used heroin or other opiates in your lifetime?	72
158	On how many occasions have you used heroin or other opiates during the past 30 days?	73
159	On how many occasions have you used MDMA ('X', 'E', or ecstasy) in your lifetime?	73
160	On how many occasions have you used MDMA ('X', 'E', or ecstasy) during the past 30 days?	73
161	On how many occasions have you taken prescription drugs (such as Valium, Xanax, Ritalin, Adderall, OxyContin, Darvocet, or sleeping pills) on your own-that is, without a doctor telling you to take them in your lifetime?	74
162	On how many occasions have you taken prescription drugs (such as Valium, Xanax, Ritalin, Adderall, OxyContin, Darvocet, or sleeping pills) on your own-that is, without a doctor telling you to take them during the past 30 days?	74
163	On how many occasions have you taken non-prescription medicines such as diet pills (for example, Dietac, Dexatrim or Prolamine), stay-awake pills (for example No-Doz, Vivarin, or Wake), or cough or cold medicines (robos, DXM, etc.) to get high in your lifetime?	75
164	On how many occasions have you taken non-prescription medicines such as diet pills (for example, Dietac, Dexatrim or Prolamine), stay-awake pills (for example No-Doz, Vivarin, or Wake), or cough or cold medicines (robos, DXM, etc.) to get high during the past 30 days?	75
165	On how many occasions have you been drunk or very high from drinking alcoholic beverages during the past 30 days?	76
166	On how many occasions have you drunk flavored alcoholic beverages, sometimes called 'alcopops' (like Mike's Hard Lemonade, Smirnoff Ice, Bacardi Breezers, etc.) in your lifetime?	76
167	On how many occasions have you drunk flavored alcoholic beverages, sometimes called 'alcopops' (like Mike's Hard Lemonade, Smirnoff Ice, Bacardi Breezers, etc.) during the past 30 days?	77
168	Think back over the last two weeks. How many times have you had five or more alcoholic drinks in a row?	77
169	During the past 30 days, how many times did you ride in a car or other vehicle driven by someone who had been drinking alcohol?	77

170	During the past 30 days, how many times did you drive a car or other vehicle when you had been drinking alcohol?	78
171	If you drank alcohol (not just a sip or taste) in the past year, how did you usually get it?	78
172	If you drank alcohol (not just a sip or taste) in the past year, where did you usually drink it?	79
173	During the last month, about how many marijuana cigarettes, or the equivalent, did you smoke a day, on the average?	79
174	How wrong would most adults (over 21) in your neighborhood think it is for kids your age: to use marijuana?	80
175	How wrong would most adults (over 21) in your neighborhood think it is for kids your age: to drink alcohol?	80
176	How wrong would most adults (over 21) in your neighborhood think it is for kids your age: to smoke cigarettes?	80
177	How much do each of the following statements describe your neighborhood? crime and/or drug selling	81
178	How much do each of the following statements describe your neighborhood? fights	81
179	How much do each of the following statements describe your neighborhood? lots of empty or abandoned buildings	81
180	How much do each of the following statements describe your neighborhood? lots of graffiti	82
181	If I had to move, I would miss the neighborhood I now live in.	82
182	My neighbors notice when I am doing a good job and let me know about it.	82
183	I like my neighborhood.	83
184	There are lots of adults in my neighborhood I could talk to about something important.	83
185	I'd like to get out of my neighborhood.	83
186	There are people in my neighborhood who are proud of me when I do something well.	84
187	There are people in my neighborhood who encourage me to do my best.	84
188	I feel safe in my neighborhood.	84
189	Which of the following activities for people your age are available in your community? sports teams?	85
190	Which of the following activities for people your age are available in your community? scouting?	85
191	Which of the following activities for people your age are available in your community? boys and girls clubs?	85
192	Which of the following activities for people your age are available in your community? 4-H clubs?	85
193	Which of the following activities for people your age are available in your community? service clubs?	86

194	If a kid smoked marijuana in your neighborhood would he or she be caught by the police?	86
195	If a kid drank some beer, wine or hard liquor (for example, vodka, whiskey, or gin) in your neighborhood would he or she be caught by the police?	86
196	If a kid carried a handgun in your neighborhood would he or she be caught by the police?	87
197	If you wanted to get some cigarettes, how easy would it be for you to get some?	87
198	If you wanted to get some beer, wine or hard liquor (for example, vodka, whiskey, or gin), how easy would it be for you to get some?	87
199	If you wanted to get a drug like cocaine, LSD, or amphetamines, how easy would it be for you to get some?	88
200	If you wanted to get a handgun, how easy would it be for you to get one?	88
201	If you wanted to get some marijuana, how easy would it be for you to get some?	88
202	During the past 12 months, have you participated in any alcohol prevention programs or seen any alcohol prevention messages in your school or community? Yes, a school-based program focused on preventing underage drinking and/or drinking and driving.	89
203	During the past 12 months, have you participated in any alcohol prevention programs or seen any alcohol prevention messages in your school or community? Yes, a community-based program focused on preventing underage drinking and/or drinking and driving (for example, through your church or temple or through youth groups like Boys and Girls Club or 4-H).	89
204	During the past 12 months, have you participated in any alcohol prevention programs or seen any alcohol prevention messages in your school or community? Yes, a media campaign addressing underage drinking and/or drinking and driving (for example, newspaper ads, posters, pamphlets, radio, TV).	89
205	During the past 12 months, have you participated in any alcohol prevention programs or seen any alcohol prevention messages in your school or community? No	89
206	How wrong do your parents feel it would be for YOU to: drink beer, wine or hard liquor (for example, vodka, whiskey or gin) regularly?	90
207	How wrong do your parents feel it would be for YOU to: smoke cigarettes?	90
208	How wrong do your parents feel it would be for YOU to: smoke marijuana?	90
209	How wrong do your parents feel it would be for YOU to: steal something worth more than \$5?	91

210	How wrong do your parents feel it would be for YOU to: draw graffiti, write things, or draw pictures on buildings or other property (without the owner's permission)?	91
211	How wrong do your parents feel it would be for YOU to: pick a fight with someone?	91
212	During the past 12 months, have you talked with at least one of your parents about the dangers of underage drinking and/or drinking and driving? By parents, we mean either your biological parents, adoptive parents, stepparents, or adult guardians - whether or not they live with you.	92
213	Have any of your brothers or sisters ever: drunk beer, wine or hard liquor (for example, vodka, whiskey or gin)?	92
214	Have any of your brothers or sisters ever: smoked marijuana?	92
215	Have any of your brothers or sisters ever: smoked cigarettes?	92
216	Have any of your brothers or sisters ever: taken a handgun to school?	93
217	Have any of your brothers or sisters ever: been suspended or expelled from school?	93
218	The rules in my family are clear.	93
219	People in my family often insult or yell at each other.	94
220	When I am not at home, one of my parents knows where I am and who I am with.	94
221	We argue about the same things in my family over and over.	94
222	If you drank some beer or wine or liquor (for example, vodka, whiskey, or gin) without your parents' permission, would you be caught by your parents?	95
223	My family has clear rules about alcohol and drug use.	95
224	If you carried a handgun without your parents' permission, would you be caught by your parents?	95
225	If you skipped school would you be caught by your parents?	96
226	Do you feel very close to your mother?	96
227	Do you share your thoughts and feelings with your mother?	96
228	My parents ask me what I think before most family decisions affecting me are made.	97
229	Do you share your thoughts and feelings with your father?	97
230	Do you enjoy spending time with your mother?	97
231	Do you enjoy spending time with your father?	98
232	If I had a personal problem, I could ask my mom or dad for help.	98
233	Do you feel very close to your father?	98
234	My parents give me lots of chances to do fun things with them.	99
235	My parents ask if I've gotten my homework done.	99
236	People in my family have serious arguments.	99
237	Would your parents know if you did not come home on time?	100
238	It is important to be honest with your parents, even if they become upset or you get punished.	100

239	My parents notice when I am doing a good job and let me know about it.	100
240	How often do your parents tell you they're proud of you for something you've done?	101
241	How many brothers and sisters, including stepbrothers and sisters, do you have that are younger than you?	101
242	How many brothers and sisters, including stepbrothers and sisters, do you have that are older than you?	101
243	Have you changed homes in the past year (the last 12 months)?	102
244	How many times have you changed homes since kindergarten?	102
245	Have you changed schools (including changing from elementary to middle and middle to high school) in the past year?	102
246	How many times have you changed schools since kindergarten (including changing from elementary to middle and middle to high school)?	103
247	Has anyone in your family ever had severe alcohol or drug problems?	103
248	About how many adults (over 21) have you known personally who in the past year have: used marijuana, crack, cocaine, or other drugs?	103
249	About how many adults (over 21) have you known personally who in the past year have: sold or dealt drugs?	104
250	About how many adults (over 21) have you known personally who in the past year have: done other things that could get them in trouble with the police, like stealing, selling stolen goods, mugging or assaulting others, etc.?	104
251	About how many adults (over 21) have you known personally who in the past year have: gotten drunk or high?	104
252	Have you seen or heard information about underage drinking in the past 12 months from the following sources? Radio	105
253	Have you seen or heard information about underage drinking in the past 12 months from the following sources? TV.	105
254	Have you seen or heard information about underage drinking in the past 12 months from the following sources? Print. This includes information on underage drinking you may have seen in the newspaper, on a billboard, in pamphlets, on stickers, etc.	105
255	Have you seen or heard information about underage drinking in the past 12 months from the following sources? Website or social media? (Facebook, Myspace, website, etc.)	105
256	The next questions ask about your opinions of the information you saw or heard. If you have seen or heard more than one ad, please think about your favorite ad when answering these questions. The information about underage drinking that I saw or heard was convincing.	106

257	The next questions ask about your opinions of the information you saw or heard. If you have seen or heard more than one ad, please think about your favorite ad when answering these questions. The information about underage drinking that I saw or heard grabbed my attention.	106
258	The next questions ask about your opinions of the information you saw or heard. If you have seen or heard more than one ad, please think about your favorite ad when answering these questions. The information about underage drinking that I saw or heard said something important to me.	106
259	The next questions ask about your opinions of the information you saw or heard. If you have seen or heard more than one ad, please think about your favorite ad when answering these questions. Seeing or hearing this information about underage drinking made me want to stop or decrease my drinking.	107
260	How honest were you in filling out this survey?	107

List of Figures

1	Grade Chart	12
2	Gender Chart	13
3	Age Chart	14
4	Ethnic Origin Chart	15

1 INTRODUCTION

This report was generated from data collected on the *2011 Arkansas Prevention Needs Assessment Student Survey*. This report contains basic frequency tables of all data collected and graphs on the selected demographic variables of grade, gender, age and ethnic origin. The graph on ethnic origin is represented as a bar chart rather than as a pie chart. This is because students were allowed to mark more than one response for ethnic origin as opposed to being allowed to mark only one response. The bars represent the percent of students who marked each of the ethnic categories.

Questions regarding the information found in this report can be directed to:

Pride Surveys

160 Vanderbilt Court
Bowling Green, KY 42103
1-800-279-6361
www.pridesurveys.com

Grade Chart

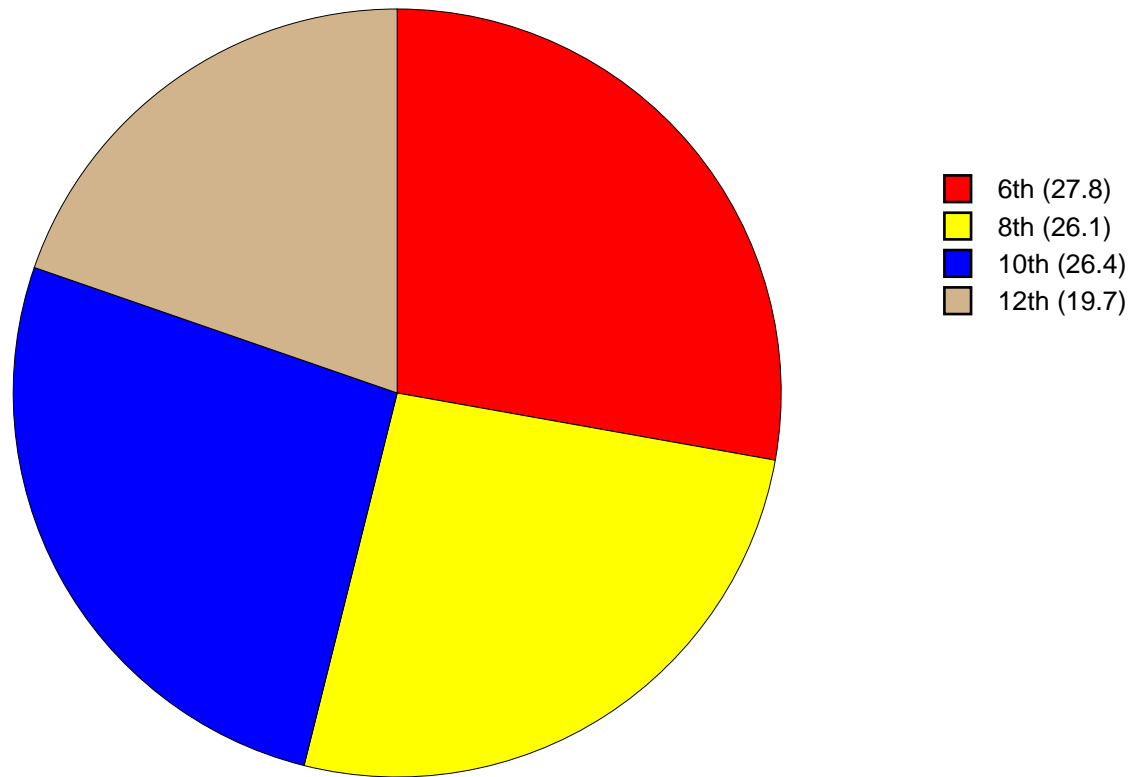


Figure 1: Grade Chart

Gender Chart

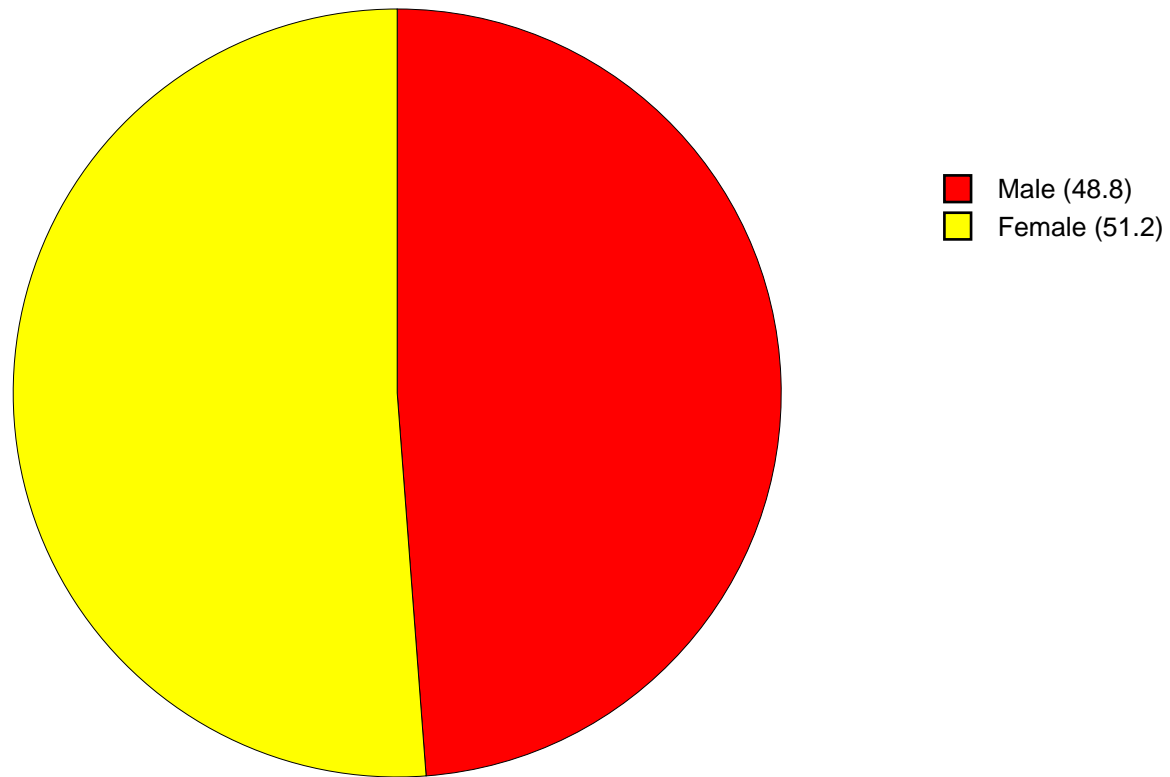


Figure 2: Gender Chart

Age Chart

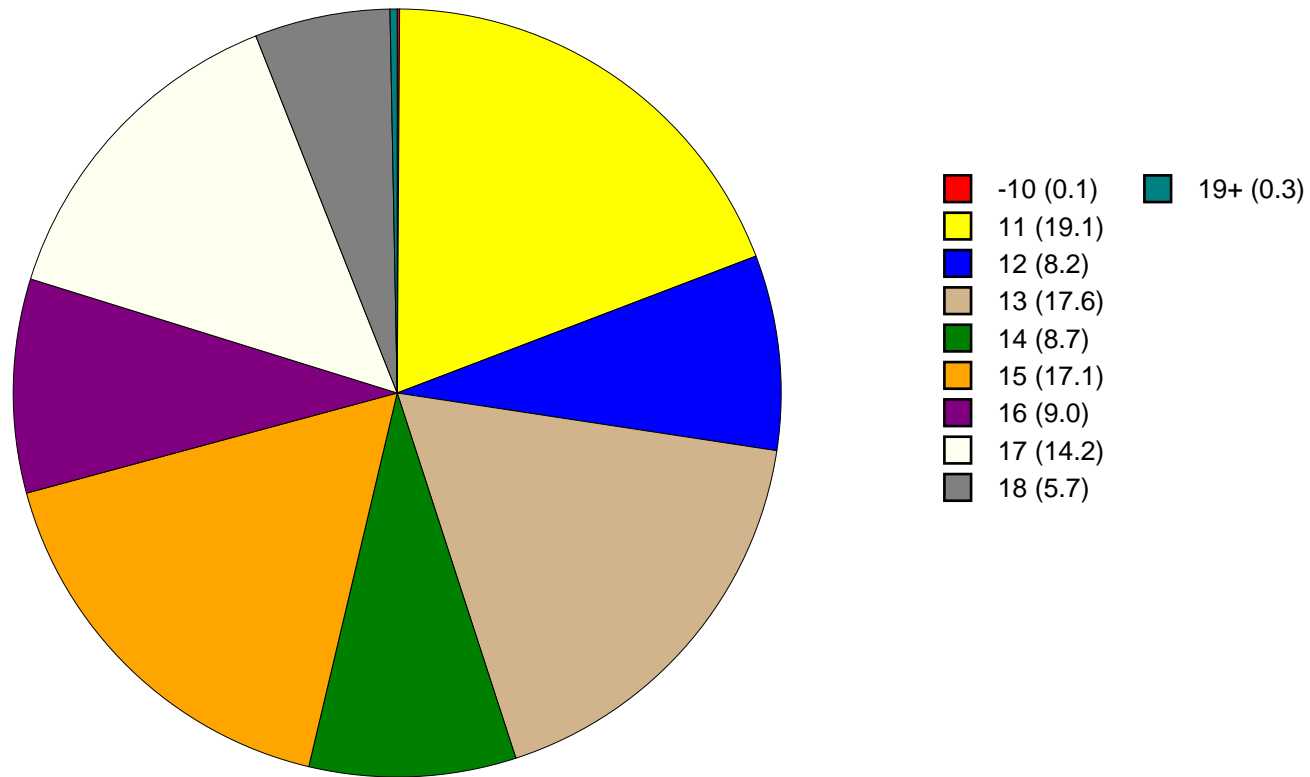


Figure 3: Age Chart

Ethnic Origin Chart

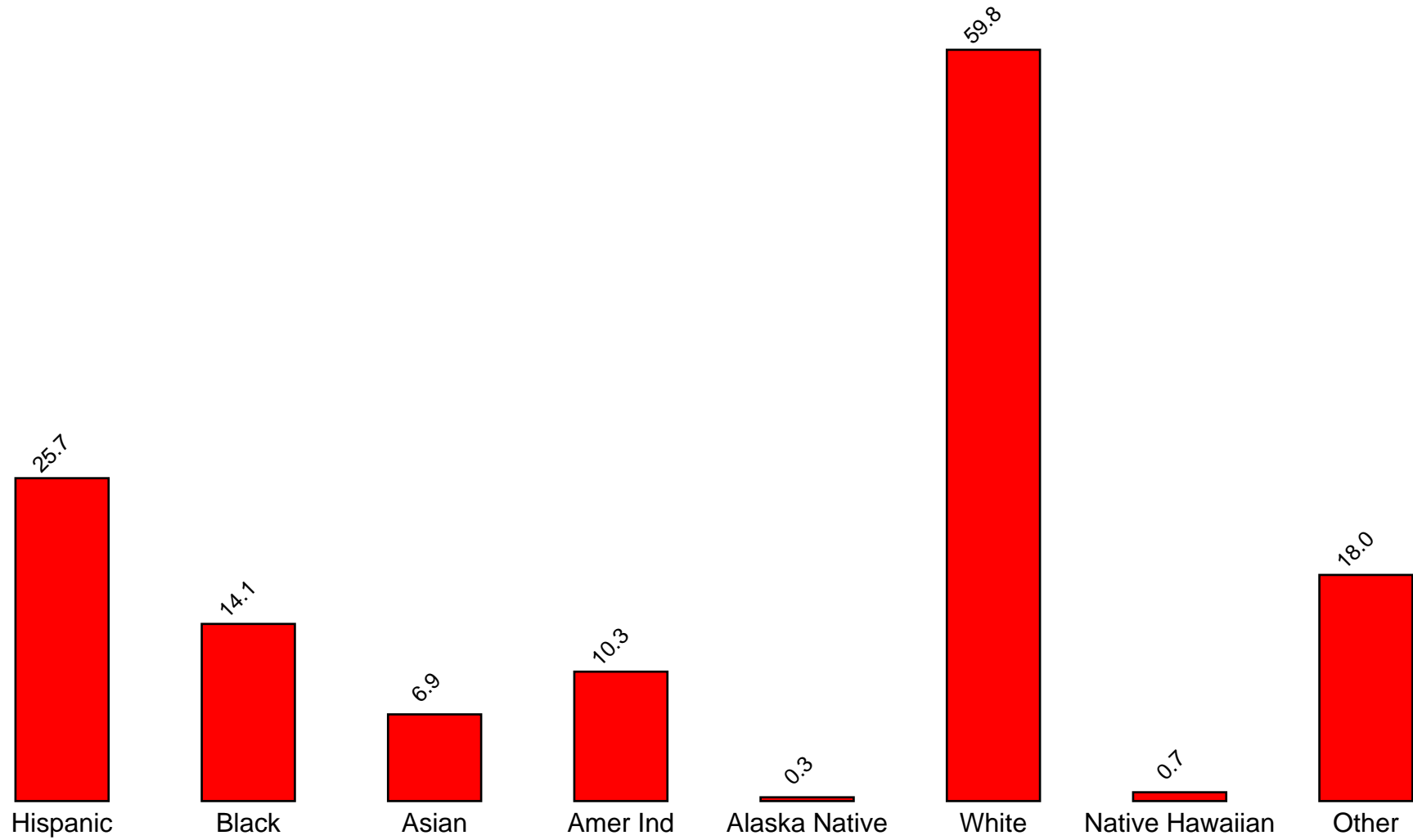


Figure 4: Ethnic Origin Chart

2 PERCENTAGE TABLES

The following tables contain frequency distribution detailing how your students responded to each question on the survey. The tables appear in the same order as the questions on the survey. The tables include breakdowns by grade level as well as overall percentages. The *N of Valid* row is a frequency count of the number of valid responses to each question for each grade and overall. The *N of Miss* row is a frequency count of the number of invalid (marked more than one response) or missing (i.e. did not respond) responses to each question for each grade and overall.

For the questions that allowed more than one response (i.e. race, live with, etc.) each response becomes a separate table. If a student did not mark the response, that was counted as a NO response, and if they did mark the response, that was counted as a YES response. Since a non response is a valid response for these questions, the *N of Miss* will always be zero for these questions.

Table 1: Sex

Response	6	8	10	12	Total	
Male	51.0	50.3	45.2	48.5	48.8	
Female	49.0	49.7	54.8	51.5	51.2	
N of Valid	1062	997	1006	753	3818	
N of Miss	6	6	9	4	25	

Table 2: Age

Response	6	8	10	12	Total	
10 or younger	0.3	0.0	0.0	0.0	0.1	
11	68.7	0.0	0.0	0.0	19.1	
12	29.2	0.4	0.0	0.0	8.2	
13	1.8	65.3	0.0	0.0	17.6	
14	0.0	32.6	0.8	0.0	8.7	
15	0.0	1.7	63.3	0.0	17.1	
16	0.0	0.0	33.4	1.2	9.0	
17	0.0	0.0	2.4	68.9	14.2	
18	0.0	0.0	0.1	28.6	5.7	
19 or older	0.0	0.0	0.0	1.3	0.3	
N of Valid	1065	1002	1008	755	3830	
N of Miss	3	2	7	2	14	

Table 3: Are you Hispanic or Latino?

Response	6	8	10	12	Total	
No	71.1	74.2	74.8	78.1	74.3	
Yes	28.9	25.8	25.2	21.9	25.7	
N of Valid	1039	986	993	739	3757	
N of Miss	29	18	22	18	87	

Table 4: What is your race? Black or African American



Response	6	8	10	12	Total	
No	85.5	85.0	87.5	85.5	85.9	
Yes	14.5	15.0	12.5	14.5	14.1	
N of Valid	1068	1004	1015	757	3844	
N of Miss	0	0	0	0	0	

Table 5: What is your race? Asian



Response	6	8	10	12	Total	
No	93.5	92.5	93.4	92.9	93.1	
Yes	6.5	7.5	6.6	7.1	6.9	
N of Valid	1068	1004	1015	757	3844	
N of Miss	0	0	0	0	0	

Table 6: What is your race? American Indian



Response	6	8	10	12	Total	
No	87.4	89.7	90.5	91.7	89.7	
Yes	12.6	10.3	9.5	8.3	10.3	
N of Valid	1068	1004	1015	757	3844	
N of Miss	0	0	0	0	0	

Table 7: What is your race? Alaska Native



Response	6	8	10	12	Total	
No	100.0	99.7	99.6	99.6	99.7	
Yes	0.0	0.3	0.4	0.4	0.3	
N of Valid	1068	1004	1015	757	3844	
N of Miss	0	0	0	0	0	

Table 8: What is your race? White



Response	6	8	10	12	Total	
No	44.7	41.0	37.6	36.3	40.2	
Yes	55.3	59.0	62.4	63.7	59.8	
N of Valid	1068	1004	1015	757	3844	
N of Miss	0	0	0	0	0	

Table 9: What is your race? Native Hawaiian or Other Pacific Islander



Response	6	8	10	12	Total	
No	99.7	99.3	99.1	99.1	99.3	
Yes	0.3	0.7	0.9	0.9	0.7	
N of Valid	1068	1004	1015	757	3844	
N of Miss	0	0	0	0	0	

Table 10: What is your race? Other



Response	6	8	10	12	Total	
No	72.4	86.2	83.9	87.7	82.0	
Yes	27.6	13.8	16.1	12.3	18.0	
N of Valid	1068	1004	1015	757	3844	
N of Miss	0	0	0	0	0	

Table 11: What is the highest level of schooling completed by your mother or father?

Response	6	8	10	12	Total
Completed grade school or less	3.2	4.3	5.2	5.7	4.5
Some high school	6.2	8.6	11.2	14.4	9.8
Completed high school	13.1	14.8	16.8	18.8	15.7
Some college	11.4	14.9	17.5	19.5	15.5
Completed college	19.4	19.4	21.4	21.1	20.3
Graduate or professional school after college	7.8	9.0	13.0	10.7	10.1
Don't know	37.6	27.4	12.6	7.2	22.3
Does not apply	1.3	1.5	2.2	2.5	1.9
N of Valid	1039	991	989	749	3768
N of Miss	23	6	13	1	43

Table 12: Think of where you live most of the time. Which of the following people live there with you? Mother

Response	6	8	10	12	Total
No	10.5	12.8	15.2	15.2	13.3
Yes	89.5	87.2	84.8	84.8	86.7
N of Valid	1068	1004	1015	757	3844
N of Miss	0	0	0	0	0

Table 13: Think of where you live most of the time. Which of the following people live there with you? Stepmother

Response	6	8	10	12	Total
No	95.6	94.9	94.3	94.3	94.8
Yes	4.4	5.1	5.7	5.7	5.2
N of Valid	1068	1004	1015	757	3844
N of Miss	0	0	0	0	0

Table 14: Think of where you live most of the time. Which of the following people live there with you? Foster Mother



Response	6	8	10	12	Total	
No	99.7	99.4	99.2	99.5	99.5	
Yes	0.3	0.6	0.8	0.5	0.5	
N of Valid	1068	1004	1015	757	3844	
N of Miss	0	0	0	0	0	

Table 15: Think of where you live most of the time. Which of the following people live there with you? Grandmother



Response	6	8	10	12	Total	
No	88.1	88.9	90.3	93.0	89.9	
Yes	11.9	11.1	9.7	7.0	10.1	
N of Valid	1068	1004	1015	757	3844	
N of Miss	0	0	0	0	0	

Table 16: Think of where you live most of the time. Which of the following people live there with you? Aunt



Response	6	8	10	12	Total	
No	94.9	94.6	96.5	97.0	95.6	
Yes	5.1	5.4	3.5	3.0	4.4	
N of Valid	1068	1004	1015	757	3844	
N of Miss	0	0	0	0	0	

Table 17: Think of where you live most of the time. Which of the following people live there with you? Father



Response	6	8	10	12	Total	
No	39.6	44.8	45.2	43.1	43.1	
Yes	60.4	55.2	54.8	56.9	56.9	
N of Valid	1068	1004	1015	757	3844	
N of Miss	0	0	0	0	0	

Table 18: Think of where you live most of the time. Which of the following people live there with you? Stepfather



Response	6	8	10	12	Total	
No	87.1	84.3	83.9	84.5	85.0	
Yes	12.9	15.7	16.1	15.5	15.0	
N of Valid	1068	1004	1015	757	3844	
N of Miss	0	0	0	0	0	

Table 19: Think of where you live most of the time. Which of the following people live there with you? Foster Father



Response	6	8	10	12	Total	
No	99.9	99.6	99.6	99.9	99.7	
Yes	0.1	0.4	0.4	0.1	0.3	
N of Valid	1068	1004	1015	757	3844	
N of Miss	0	0	0	0	0	

Table 20: Think of where you live most of the time. Which of the following people live there with you? Grandfather



Response	6	8	10	12	Total	
No	92.9	94.3	94.6	96.3	94.4	
Yes	7.1	5.7	5.4	3.7	5.6	
N of Valid	1068	1004	1015	757	3844	
N of Miss	0	0	0	0	0	

Table 21: Think of where you live most of the time. Which of the following people live there with you? Uncle



Response	6	8	10	12	Total	
No	94.1	96.1	96.2	97.4	95.8	
Yes	5.9	3.9	3.8	2.6	4.2	
N of Valid	1068	1004	1015	757	3844	
N of Miss	0	0	0	0	0	

Table 22: Think of where you live most of the time. Which of the following people live there with you? Other Adults



Response	6	8	10	12	Total	
No	97.5	97.6	97.6	97.4	97.5	
Yes	2.5	2.4	2.4	2.6	2.5	
N of Valid	1068	1004	1015	757	3844	
N of Miss	0	0	0	0	0	

Table 23: Think of where you live most of the time. Which of the following people live there with you? Brother(s)



Response	6	8	10	12	Total	
No	44.7	51.1	53.7	56.9	51.1	
Yes	55.3	48.9	46.3	43.1	48.9	
N of Valid	1068	1004	1015	757	3844	
N of Miss	0	0	0	0	0	

Table 24: Think of where you live most of the time. Which of the following people live there with you? Stepbrother(s)



Response	6	8	10	12	Total	
No	96.5	96.4	96.1	96.7	96.4	
Yes	3.5	3.6	3.9	3.3	3.6	
N of Valid	1068	1004	1015	757	3844	
N of Miss	0	0	0	0	0	

Table 25: Think of where you live most of the time. Which of the following people live there with you? Sister(s)



Response	6	8	10	12	Total	
No	48.1	55.5	56.6	60.8	54.8	
Yes	51.9	44.5	43.4	39.2	45.2	
N of Valid	1068	1004	1015	757	3844	
N of Miss	0	0	0	0	0	

Table 26: Think of where you live most of the time. Which of the following people live there with you? Stepsister(s)

Response	6	8	10	12	Total	
No	95.9	97.4	97.5	97.6	97.1	
Yes	4.1	2.6	2.5	2.4	2.9	
N of Valid	1068	1004	1015	757	3844	
N of Miss	0	0	0	0	0	

Table 27: Think of where you live most of the time. Which of the following people live there with you? Other Children

Response	6	8	10	12	Total	
No	95.1	95.0	93.4	94.2	94.5	
Yes	4.9	5.0	6.6	5.8	5.5	
N of Valid	1068	1004	1015	757	3844	
N of Miss	0	0	0	0	0	

Table 28: In my school, students have lots of chances to help decide things like class activities and rules.

Response	6	8	10	12	Total	
NO!	16.2	10.1	12.8	15.8	13.6	
no	38.6	33.2	34.7	30.3	34.5	
yes	36.3	49.0	41.1	40.8	41.8	
YES!	8.8	7.6	11.4	13.1	10.0	
N of Valid	1051	996	1004	755	3806	
N of Miss	15	8	11	2	36	

Table 29: Teachers ask me to work on special classroom projects.

Response	6	8	10	12	Total	
NO!	11.5	8.5	8.9	10.2	9.8	
no	34.9	39.4	41.3	38.9	38.6	
yes	41.6	41.5	42.4	41.7	41.8	
YES!	12.0	10.6	7.4	9.3	9.9	
N of Valid	1049	992	1002	756	3799	
N of Miss	18	9	13	1	41	

Table 30: My teacher(s) notices when I am doing a good job and lets me know about it.

Response	6	8	10	12	Total
NO!	4.3	5.4	5.5	6.9	5.4
no	13.5	17.4	22.3	20.4	18.2
yes	48.2	48.8	52.2	52.1	50.2
YES!	34.0	28.4	20.0	20.7	26.2
N of Valid	1057	994	1001	755	3807
N of Miss	10	10	13	2	35

Table 31: There are lots of chances for students in my school to get involved in sports, clubs, and other school activities outside of class.

Response	6	8	10	12	Total
NO!	11.2	1.5	2.0	1.7	4.4
no	18.4	5.6	3.6	3.8	8.3
yes	40.4	38.0	33.3	31.4	36.1
YES!	30.0	54.9	61.1	63.0	51.2
N of Valid	1057	998	1005	754	3814
N of Miss	10	6	10	2	28

Table 32: There are lots of chances for students in my school to talk with a teacher one-on-one.

Response	6	8	10	12	Total
NO!	4.0	4.2	3.8	3.6	3.9
no	13.0	16.7	19.6	14.6	16.0
yes	46.8	51.1	53.2	50.7	50.4
YES!	36.2	28.0	23.3	31.1	29.7
N of Valid	1054	993	1003	755	3805
N of Miss	13	10	11	2	36

Table 33: I feel safe at my school.


Response	6	8	10	12	Total	
NO!	3.5	5.5	3.5	4.2	4.2	
no	6.4	11.1	9.9	8.8	9.0	
yes	34.6	47.4	62.1	57.0	49.6	
YES!	55.5	36.0	24.6	30.0	37.2	
N of Valid	1055	989	1002	753	3799	
N of Miss	12	12	12	4	40	

Table 34: The school lets my parents know when I have done something well.


Response	6	8	10	12	Total	
NO!	13.7	14.6	17.9	22.3	16.8	
no	27.4	39.3	50.3	46.5	40.4	
yes	39.4	34.6	26.5	25.4	32.0	
YES!	19.5	11.5	5.3	5.7	10.9	
N of Valid	1052	984	1001	752	3789	
N of Miss	14	20	13	4	51	

Table 35: My teachers praise me when I work hard in school.


Response	6	8	10	12	Total	
NO!	12.2	10.6	11.3	12.2	11.5	
no	30.1	32.9	40.1	34.6	34.4	
yes	42.3	43.9	40.5	43.3	42.5	
YES!	15.4	12.6	8.0	9.9	11.6	
N of Valid	1044	983	999	755	3781	
N of Miss	22	20	16	2	60	

Table 36: Are your school grades better than the grades of most students in your class?

Response	6	8	10	12	Total	
NO!	8.6	8.1	6.8	4.6	7.2	
no	30.3	29.0	31.0	24.9	29.1	
yes	42.9	45.7	47.7	54.2	47.2	
YES!	18.2	17.2	14.4	16.2	16.5	
N of Valid	1038	989	997	754	3778	
N of Miss	28	15	16	2	61	

Table 37: I have lots of chances to be part of class discussions or activities.

Response	6	8	10	12	Total	
NO!	5.4	4.1	2.3	3.0	3.8	
no	12.7	12.3	12.6	12.7	12.6	
yes	47.5	56.3	60.5	56.8	55.1	
YES!	34.5	27.3	24.6	27.5	28.6	
N of Valid	1059	994	1006	757	3816	
N of Miss	8	10	9	0	27	

Table 38: Now thinking back over the past year in school, how often did you: enjoy being in school?

Response	6	8	10	12	Total	
Never	5.3	5.9	6.7	7.6	6.3	
Seldom	5.6	6.9	9.7	10.9	8.1	
Sometimes	30.6	36.4	38.7	36.7	35.5	
Often	27.9	30.4	30.7	33.0	30.3	
Almost always	30.6	20.4	14.3	11.8	19.9	
N of Valid	1054	988	1003	754	3799	
N of Miss	13	15	12	1	41	

Table 39: Now thinking back over the past year in school, how often did you: hate being in school?






Response	6	8	10	12	Total	
Never	27.5	13.5	8.4	5.5	14.4	
Seldom	24.9	29.4	28.7	29.2	27.9	
Sometimes	29.9	34.9	37.4	39.5	35.1	
Often	10.7	14.3	16.7	16.8	14.4	
Almost always	6.9	8.0	8.9	9.1	8.1	
N of Valid	1042	988	1001	751	3782	
N of Miss	22	16	14	6	58	

Table 40: Now thinking back over the past year in school, how often did you: try to do your best work in school?






Response	6	8	10	12	Total	
Never	0.5	0.4	0.7	1.3	0.7	
Seldom	0.7	2.3	2.5	3.7	2.2	
Sometimes	7.2	11.6	15.6	18.6	12.8	
Often	20.3	29.9	33.9	35.4	29.4	
Almost always	71.4	55.8	47.2	40.9	54.9	
N of Valid	1045	987	997	751	3780	
N of Miss	23	17	17	6	63	

Table 41: How often do you feel that the school work you are assigned is meaningful and important?






Response	6	8	10	12	Total	
Never	4.3	3.5	5.0	5.6	4.5	
Seldom	6.7	11.6	16.5	21.8	13.5	
Sometimes	18.8	31.9	37.3	36.1	30.5	
Often	32.7	32.7	29.6	27.5	30.9	
Almost always	37.5	20.4	11.7	9.0	20.6	
N of Valid	1051	985	1003	753	3792	
N of Miss	16	19	12	3	50	

Table 42: Putting them all together, what were your grades like last year?

Response	6	8	10	12	Total	
Mostly F's	2.0	1.8	1.3	1.1	1.6	
Mostly D's	3.8	5.0	5.9	3.6	4.6	
Mostly C's	17.6	17.9	22.1	22.7	19.9	
Mostly B's	38.8	37.1	32.1	38.8	36.6	
Mostly A's	37.9	38.1	38.6	33.8	37.3	
N of Valid	1011	953	979	752	3695	
N of Miss	8	10	8	5	26	

Table 43: How important do you think the things you are learning in school are going to be for your later life?

Response	6	8	10	12	Total	
Very important	63.7	43.4	25.8	19.3	39.6	
Quite important	21.8	28.6	28.1	28.7	26.6	
Fairly important	10.1	19.4	29.6	28.7	21.3	
Slightly important	3.2	7.2	13.7	18.4	10.0	
Not at all important	1.2	1.4	2.8	4.9	2.4	
N of Valid	1063	989	1003	756	3811	
N of Miss	5	15	11	1	32	

Table 44: How interesting are most of your courses to you?

Response	6	8	10	12	Total	
Very interesting and stimulating	21.0	15.9	9.7	10.9	14.7	
Quite interesting	42.4	33.9	28.0	28.1	33.6	
Fairly interesting	23.7	35.0	40.5	36.3	33.6	
Slightly dull	8.8	11.2	16.8	18.0	13.4	
Very dull	4.0	4.0	4.9	6.6	4.8	
N of Valid	1046	985	999	754	3784	
N of Miss	21	19	14	3	57	

Table 45: During the LAST FOUR WEEKS how many whole days of school have you missed because you skipped or 'cut'?


Response	6	8	10	12	Total	
None	81.0	78.3	79.9	77.2	79.2	
1	8.6	9.4	8.3	9.3	8.9	
2	3.1	4.2	3.7	5.0	3.9	
3	3.1	3.6	4.6	2.6	3.5	
4-5	2.7	3.1	2.1	2.5	2.6	
6-10	0.9	0.5	0.8	2.1	1.0	
11 or more	0.7	0.8	0.7	1.2	0.8	
N of Valid	1056	992	1003	755	3806	
N of Miss	11	12	11	2	36	

Table 46: What are the chances you would be seen as cool if you: smoked cigarettes?


Response	6	8	10	12	Total	
No or very little chance	89.2	75.0	67.0	58.9	73.6	
Little chance	6.9	12.5	17.4	21.3	14.0	
Some chance	2.0	7.5	9.2	12.9	7.5	
Pretty good chance	1.0	3.2	4.4	4.5	3.2	
Very good chance	0.9	1.8	2.0	2.4	1.7	
N of Valid	1037	987	1001	752	3777	
N of Miss	18	14	12	5	49	

Table 47: What are the chances you would be seen as cool if you: worked hard at school?

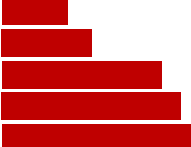
Response	6	8	10	12	Total	
No or very little chance	6.0	5.9	9.6	12.4	8.2	
Little chance	6.0	11.8	16.0	16.9	12.3	
Some chance	15.4	23.8	27.8	30.3	23.8	
Pretty good chance	26.7	30.3	26.4	23.8	27.0	
Very good chance	45.8	28.2	20.3	16.7	28.7	
N of Valid	1045	989	1001	753	3788	
N of Miss	23	14	14	4	55	

Table 48: What are the chances you would be seen as cool if you: began drinking alcoholic beverages regularly, that is, at least once or twice a month?






Response	6	8	10	12	Total	
No or very little chance	87.5	68.0	46.5	36.3	61.4	
Little chance	7.6	14.7	14.9	15.2	12.9	
Some chance	2.3	8.4	17.8	19.3	11.4	
Pretty good chance	1.7	5.5	15.2	17.8	9.5	
Very good chance	1.0	3.4	5.6	11.4	4.9	
N of Valid	1046	990	1000	752	3788	
N of Miss	21	12	15	5	53	

Table 49: What are the chances you would be seen as cool if you: defended someone who was being verbally abused at school?






Response	6	8	10	12	Total	
No or very little chance	13.8	11.9	11.8	11.0	12.2	
Little chance	7.7	10.5	13.9	15.2	11.6	
Some chance	16.3	20.3	25.3	27.3	21.9	
Pretty good chance	23.0	28.9	26.3	27.7	26.3	
Very good chance	39.2	28.5	22.7	18.8	28.0	
N of Valid	1050	991	1000	755	3796	
N of Miss	18	12	15	2	47	

Table 50: What are the chances you would be seen as cool if you: smoked marijuana?






Response	6	8	10	12	Total	
No or very little chance	92.0	72.9	51.6	40.8	66.2	
Little chance	3.2	9.0	13.7	15.7	10.0	
Some chance	2.5	7.2	13.5	15.8	9.3	
Pretty good chance	1.4	5.8	11.9	13.6	7.7	
Very good chance	1.0	5.2	9.3	14.1	6.9	
N of Valid	1045	989	1000	752	3786	
N of Miss	20	15	13	5	53	

Table 51: What are the chances you would be seen as cool if you: carried a handgun?






Response	6	8	10	12	Total	
No or very little chance	84.9	77.3	76.5	72.0	78.1	
Little chance	8.0	8.7	11.2	15.1	10.4	
Some chance	2.5	6.4	6.2	5.3	5.1	
Pretty good chance	1.9	3.8	2.7	3.6	2.9	
Very good chance	2.8	3.9	3.4	4.0	3.5	
N of Valid	1044	985	999	753	3781	
N of Miss	22	16	16	3	57	

Table 52: What are the chances you would be seen as cool if you: regularly volunteered to do community service?






Response	6	8	10	12	Total	
No or very little chance	21.8	26.8	25.0	21.4	23.8	
Little chance	9.8	20.5	20.3	24.8	18.3	
Some chance	18.3	24.7	28.0	28.0	24.5	
Pretty good chance	22.9	16.6	16.7	15.6	18.2	
Very good chance	27.2	11.4	10.1	10.2	15.2	
N of Valid	1049	986	1002	754	3791	
N of Miss	19	17	13	3	52	

Table 53: Think of your four best friends (the friends you feel closest to). In the past year (12 months), how many of your best friends have: participated in clubs, organizations or activities at school?






Response	6	8	10	12	Total	
0	16.1	13.3	9.8	8.0	12.1	
1	15.8	10.3	9.4	11.8	11.9	
2	19.9	18.6	17.2	18.3	18.5	
3	15.4	16.1	15.0	19.4	16.3	
4	32.9	41.7	48.5	42.4	41.2	
N of Valid	1047	986	995	747	3775	
N of Miss	21	15	18	10	64	

Table 54: Think of your four best friends (the friends you feel closest to). In the past year (12 months), how many of your best friends have: smoked cigarettes?






Response	6	8	10	12	Total	
0	91.1	72.3	57.4	47.7	68.7	
1	5.1	13.4	18.6	20.1	13.8	
2	1.8	6.5	9.7	13.5	7.4	
3	1.0	2.7	6.1	8.6	4.3	
4	1.0	5.0	8.2	10.2	5.7	
N of Valid	1049	982	997	748	3776	
N of Miss	18	20	17	8	63	

Table 55: Think of your four best friends (the friends you feel closest to). In the past year (12 months), how many of your best friends have: tried beer, wine or hard liquor (for example, vodka, whiskey, or gin) when their parents didn't know about it?






Response	6	8	10	12	Total	
0	86.8	60.4	31.8	22.7	52.8	
1	8.6	17.1	16.5	14.4	14.1	
2	2.4	9.6	15.6	17.1	10.7	
3	1.1	4.2	10.8	12.3	6.7	
4	1.0	8.7	25.2	33.4	15.8	
N of Valid	1054	981	997	748	3780	
N of Miss	14	23	17	9	63	

Table 56: Think of your four best friends (the friends you feel closest to). In the past year (12 months), how many of your best friends have: made a commitment to stay drug-free?






Response	6	8	10	12	Total	
0	15.4	24.3	33.0	37.8	26.8	
1	5.7	10.6	16.5	17.1	12.1	
2	7.4	9.2	10.9	13.1	9.9	
3	7.9	13.1	10.9	9.5	10.4	
4	63.6	42.8	28.6	22.5	40.8	
N of Valid	1046	981	997	747	3771	
N of Miss	20	19	17	9	65	

Table 57: Think of your four best friends (the friends you feel closest to). In the past year (12 months), how many of your best friends have: used marijuana?


Response	6	8	10	12	Total	
0	95.1	75.0	49.6	38.7	66.7	
1	2.8	9.6	15.3	16.1	10.5	
2	1.3	5.0	10.4	14.7	7.3	
3	0.2	4.5	9.7	10.7	5.9	
4	0.6	5.9	15.1	19.8	9.6	
N of Valid	1045	980	994	747	3766	
N of Miss	19	22	21	9	71	

Table 58: Think of your four best friends (the friends you feel closest to). In the past year (12 months), how many of your best friends have: tried to do well in school?


Response	6	8	10	12	Total	
0	2.4	2.9	2.6	3.2	2.7	
1	2.9	6.4	7.1	4.4	5.2	
2	7.7	11.7	12.1	14.3	11.2	
3	17.8	20.8	18.8	21.3	19.5	
4	69.2	58.2	59.5	56.7	61.3	
N of Valid	1046	982	992	746	3766	
N of Miss	20	19	22	11	72	

Table 59: Think of your four best friends (the friends you feel closest to). In the past year (12 months), how many of your best friends have: used LSD, cocaine, amphetamines, or other illegal drugs?


Response	6	8	10	12	Total	
0	96.7	88.4	82.1	76.2	86.6	
1	2.1	5.2	8.7	10.4	6.3	
2	0.8	2.6	4.8	6.1	3.4	
3	0.3	1.2	1.7	1.7	1.2	
4	0.2	2.5	2.6	5.5	2.5	
N of Valid	1050	984	997	749	3780	
N of Miss	17	20	18	8	63	

Table 60: Think of your four best friends (the friends you feel closest to). In the past year (12 months), how many of your best friends have: been suspended from school?






Response	6	8	10	12	Total	
0	66.6	54.1	61.9	69.8	62.7	
1	17.8	20.6	18.5	15.1	18.2	
2	7.2	10.7	9.9	7.4	8.9	
3	3.2	6.9	4.3	4.1	4.7	
4	5.1	7.7	5.4	3.6	5.6	
N of Valid	1054	980	1000	748	3782	
N of Miss	13	22	15	8	58	

Table 61: Think of your four best friends (the friends you feel closest to). In the past year (12 months), how many of your best friends have: liked school?






Response	6	8	10	12	Total	
0	12.8	17.3	23.0	23.0	18.7	
1	10.2	14.1	12.9	13.2	12.5	
2	18.4	22.4	22.8	26.0	22.1	
3	23.1	22.0	19.6	16.6	20.6	
4	35.4	24.2	21.8	21.2	26.1	
N of Valid	1044	982	997	745	3768	
N of Miss	22	19	17	12	70	

Table 62: Think of your four best friends (the friends you feel closest to). In the past year (12 months), how many of your best friends have: carried a handgun?






Response	6	8	10	12	Total	
0	95.0	93.6	93.3	91.7	93.5	
1	3.3	3.8	3.3	4.1	3.6	
2	0.7	0.9	1.6	1.7	1.2	
3	0.3	1.2	0.9	0.9	0.8	
4	0.8	0.5	0.9	1.5	0.9	
N of Valid	1052	982	997	749	3780	
N of Miss	16	22	18	8	64	

Table 63: Think of your four best friends (the friends you feel closest to). In the past year (12 months), how many of your best friends have: sold illegal drugs?






Response	6	8	10	12	Total	
0	97.1	90.1	81.8	73.3	86.5	
1	2.1	4.9	9.8	13.5	7.1	
2	0.3	2.3	3.5	7.0	3.0	
3	0.3	0.9	1.9	2.1	1.2	
4	0.2	1.8	2.9	4.0	2.1	
N of Valid	1048	975	996	746	3765	
N of Miss	20	27	19	11	77	

Table 64: Think of your four best friends (the friends you feel closest to). In the past year (12 months), how many of your best friends have: regularly attended religious services?






Response	6	8	10	12	Total	
0	20.4	20.2	16.3	22.9	19.7	
1	11.6	14.7	13.8	17.8	14.2	
2	16.1	18.1	25.0	21.9	20.2	
3	17.0	18.0	17.1	17.8	17.4	
4	35.0	29.0	27.9	19.7	28.5	
N of Valid	1030	981	996	748	3755	
N of Miss	34	21	17	9	81	

Table 65: Think of your four best friends (the friends you feel closest to). In the past year (12 months), how many of your best friends have: stolen or tried to steal a motor vehicle such as a car or motorcycle?






Response	6	8	10	12	Total	
0	96.3	94.3	93.4	91.7	94.1	
1	2.4	3.3	3.5	4.1	3.3	
2	0.6	1.0	1.8	1.7	1.2	
3	0.4	0.3	0.4	1.1	0.5	
4	0.4	1.0	0.9	1.3	0.9	
N of Valid	1054	986	998	747	3785	
N of Miss	14	18	17	10	59	

Table 66: Think of your four best friends (the friends you feel closest to). In the past year (12 months), how many of your best friends have: been arrested?






Response	6	8	10	12	Total	
0	88.9	77.4	70.4	66.4	76.6	
1	6.8	13.2	15.0	17.9	12.8	
2	1.9	4.9	7.3	8.0	5.3	
3	0.8	1.9	3.3	3.5	2.3	
4	1.6	2.5	3.9	4.1	3.0	
N of Valid	1053	984	994	748	3779	
N of Miss	15	19	21	9	64	

Table 67: Think of your four best friends (the friends you feel closest to). In the past year (12 months), how many of your best friends have: dropped out of school?






Response	6	8	10	12	Total	
0	94.5	94.6	90.0	81.2	90.7	
1	4.1	3.2	6.7	12.1	6.2	
2	0.9	1.5	2.2	4.3	2.1	
3	0.5	0.5	0.4	1.1	0.6	
4	0.1	0.1	0.7	1.3	0.5	
N of Valid	1055	986	996	749	3786	
N of Miss	13	18	19	8	58	

Table 68: Think of your four best friends (the friends you feel closest to). In the past year (12 months), how many of your best friends have: been members of a gang?






Response	6	8	10	12	Total	
0	86.9	81.8	81.5	81.8	83.2	
1	7.3	8.5	6.6	7.6	7.5	
2	2.5	4.5	5.1	3.9	4.0	
3	0.9	1.8	2.5	2.3	1.9	
4	2.4	3.4	4.2	4.4	3.5	
N of Valid	1054	980	995	749	3778	
N of Miss	14	23	20	8	65	

Table 69: How old were you when you first: smoked marijuana?


Response	6	8	10	12	Total	
Never	98.9	88.0	70.1	55.5	79.9	
10 or younger	0.8	2.0	1.4	2.3	1.6	
11	0.2	1.6	1.8	1.5	1.2	
12	0.1	3.4	2.5	2.0	2.0	
13	0.0	4.1	5.5	5.3	3.6	
14	0.0	0.9	9.0	7.1	4.0	
15	0.0	0.0	8.7	10.1	4.3	
16	0.0	0.0	0.9	10.7	2.3	
17 or older	0.0	0.0	0.1	5.6	1.1	
N of Valid	1059	985	999	751	3794	
N of Miss	8	17	16	6	47	

Table 70: How old were you when you first: smoked a cigarette, even just a puff?


Response	6	8	10	12	Total	
Never	90.9	77.5	65.3	52.5	73.0	
10 or younger	6.7	8.8	8.1	11.1	8.5	
11	2.2	4.7	4.1	3.1	3.5	
12	0.2	4.2	4.8	3.3	3.1	
13	0.1	4.4	5.4	5.2	3.6	
14	0.0	0.4	5.8	6.0	2.8	
15	0.0	0.0	5.7	7.5	3.0	
16	0.0	0.0	0.7	7.3	1.6	
17 or older	0.0	0.1	0.1	4.0	0.8	
N of Valid	1052	981	999	749	3781	
N of Miss	12	18	16	6	52	

Table 71: How old were you when you first: had more than a sip or two of beer, wine or hard liquor (for example, vodka, whiskey, or gin)?










Response	6	8	10	12	Total	
Never	83.3	63.2	40.3	27.4	55.7	
10 or younger	10.5	13.4	8.0	9.2	10.4	
11	4.6	5.0	3.4	2.3	3.9	
12	1.3	8.0	5.2	5.0	4.8	
13	0.2	8.1	10.8	6.7	6.3	
14	0.0	1.9	14.8	11.4	6.7	
15	0.0	0.0	15.2	13.9	6.8	
16	0.0	0.0	2.1	16.6	3.8	
17 or older	0.0	0.2	0.1	7.5	1.6	
N of Valid	1054	982	991	747	3774	
N of Miss	12	19	21	9	61	

Table 72: How old were you when you first: began drinking alcoholic beverages regularly, that is, at least once or twice a month?










Response	6	8	10	12	Total	
Never	98.6	90.7	76.8	62.0	83.6	
10 or younger	0.7	1.5	0.7	0.8	0.9	
11	0.7	1.3	0.6	1.3	1.0	
12	0.1	2.1	1.7	0.5	1.1	
13	0.0	3.7	2.7	2.7	2.2	
14	0.0	0.7	5.4	3.3	2.3	
15	0.0	0.0	10.1	8.4	4.3	
16	0.0	0.0	1.7	10.7	2.6	
17 or older	0.0	0.0	0.2	10.3	2.1	
N of Valid	1057	985	996	750	3788	
N of Miss	10	17	18	7	52	

Table 73: How old were you when you first: used phenoxydine (pox, px, breeze)?


Response	6	8	10	12	Total	
Never	100.0	100.0	100.0	100.0	100.0	
10 or younger	0.0	0.0	0.0	0.0	0.0	
11	0.0	0.0	0.0	0.0	0.0	
12	0.0	0.0	0.0	0.0	0.0	
13	0.0	0.0	0.0	0.0	0.0	
14	0.0	0.0	0.0	0.0	0.0	
15	0.0	0.0	0.0	0.0	0.0	
16	0.0	0.0	0.0	0.0	0.0	
17 or older	0.0	0.0	0.0	0.0	0.0	
N of Valid	1031	980	994	746	3751	
N of Miss	37	23	20	10	90	

Table 74: How old were you when you first: got suspended from school?










Response	6	8	10	12	Total	
Never	86.4	80.2	77.2	76.7	80.5	
10 or younger	9.9	6.9	3.2	4.7	6.3	
11	3.3	2.7	3.0	1.6	2.8	
12	0.3	4.5	2.5	2.4	2.4	
13	0.0	4.9	4.9	2.9	3.1	
14	0.0	0.8	5.5	3.3	2.3	
15	0.0	0.0	2.8	4.3	1.6	
16	0.0	0.0	0.7	2.5	0.7	
17 or older	0.1	0.0	0.0	1.5	0.3	
N of Valid	1055	983	993	748	3779	
N of Miss	11	20	17	8	56	

Table 75: How old were you when you first: got arrested?










Response	6	8	10	12	Total	
Never	97.8	94.5	87.2	83.8	91.4	
10 or younger	1.0	0.6	0.5	0.3	0.6	
11	1.0	1.1	0.8	0.7	0.9	
12	0.1	1.5	1.1	0.8	0.9	
13	0.0	2.0	3.3	2.0	1.8	
14	0.0	0.2	3.4	1.9	1.3	
15	0.0	0.0	2.3	2.9	1.2	
16	0.0	0.0	1.1	3.7	1.0	
17 or older	0.0	0.0	0.2	3.9	0.8	
N of Valid	1055	983	993	748	3779	
N of Miss	13	21	21	9	64	

Table 76: How old were you when you first: carried a handgun?










Response	6	8	10	12	Total	
Never	97.2	95.1	95.3	94.0	95.5	
10 or younger	1.2	2.0	0.8	0.4	1.2	
11	1.2	0.7	0.5	0.0	0.7	
12	0.4	0.6	0.5	0.7	0.5	
13	0.0	1.1	0.4	0.7	0.5	
14	0.0	0.4	1.2	0.3	0.5	
15	0.0	0.0	0.8	1.9	0.6	
16	0.0	0.0	0.3	0.8	0.2	
17 or older	0.0	0.0	0.2	1.3	0.3	
N of Valid	1054	976	996	745	3771	
N of Miss	13	28	19	12	72	

Table 77: How old were you when you first: attacked someone with the idea of seriously hurting them?










Response	6	8	10	12	Total	
Never	87.1	80.9	82.7	81.7	83.3	
10 or younger	7.3	5.8	2.9	2.9	4.9	
11	4.8	3.3	1.4	1.5	2.9	
12	0.7	3.7	1.6	2.0	2.0	
13	0.0	5.2	3.6	2.8	2.9	
14	0.0	1.1	4.9	2.4	2.1	
15	0.0	0.0	1.9	2.0	0.9	
16	0.0	0.0	0.8	3.7	1.0	
17 or older	0.1	0.0	0.1	0.9	0.2	
N of Valid	1052	980	997	749	3778	
N of Miss	13	20	17	8	58	

Table 78: How old were you when you first: belonged to a gang?










Response	6	8	10	12	Total	
Never	97.5	94.1	93.6	92.4	94.6	
10 or younger	1.0	1.0	0.3	0.8	0.8	
11	1.2	1.3	0.8	1.1	1.1	
12	0.3	1.1	0.9	0.5	0.7	
13	0.0	1.7	1.5	2.0	1.2	
14	0.0	0.6	1.9	0.9	0.8	
15	0.0	0.1	0.6	0.9	0.4	
16	0.0	0.0	0.3	0.9	0.3	
17 or older	0.0	0.0	0.1	0.4	0.1	
N of Valid	1052	982	996	749	3779	
N of Miss	16	21	18	7	62	

Table 79: How wrong do you think it is for someone your age to: take a handgun to school?

Response	6	8	10	12	Total	
Very wrong	92.9	85.3	86.5	90.6	88.8	
Wrong	5.4	10.5	9.1	7.0	8.0	
A little bit wrong	1.2	3.1	3.2	0.8	2.2	
Not wrong at all	0.5	1.1	1.3	1.6	1.1	
N of Valid	1061	991	1005	753	3810	
N of Miss	7	13	9	4	33	

Table 80: How wrong do you think it is for someone your age to: steal anything worth more than \$5?

Response	6	8	10	12	Total	
Very wrong	72.8	52.6	48.8	56.2	57.9	
Wrong	21.4	32.7	36.8	30.1	30.1	
A little bit wrong	4.7	12.4	11.3	10.6	9.6	
Not wrong at all	1.0	2.3	3.1	3.1	2.3	
N of Valid	1060	987	1002	753	3802	
N of Miss	7	15	12	4	38	

Table 81: How wrong do you think it is for someone your age to: pick a fight with someone?

Response	6	8	10	12	Total	
Very wrong	61.3	38.9	36.7	40.8	44.9	
Wrong	26.6	33.6	35.6	34.1	32.3	
A little bit wrong	9.5	20.6	21.6	19.9	17.6	
Not wrong at all	2.6	6.8	6.1	5.2	5.1	
N of Valid	1057	984	1000	753	3794	
N of Miss	11	18	15	4	48	

Table 82: How wrong do you think it is for someone your age to: attack someone with the idea of seriously hurting them?





Response	6	8	10	12	Total	
Very wrong	84.6	66.8	64.3	63.5	70.5	
Wrong	10.1	20.2	23.1	22.7	18.6	
A little bit wrong	3.9	9.4	10.3	10.2	8.3	
Not wrong at all	1.4	3.5	2.4	3.6	2.7	
N of Valid	1060	989	1002	753	3804	
N of Miss	8	14	12	4	38	

Table 83: How wrong do you think it is for someone your age to: stay away from school all day when their parents think they are at school?





Response	6	8	10	12	Total	
Very wrong	85.1	63.0	48.8	46.4	62.1	
Wrong	11.6	22.6	32.1	29.0	23.3	
A little bit wrong	2.4	11.5	15.2	18.2	11.3	
Not wrong at all	0.9	2.8	3.9	6.4	3.3	
N of Valid	1060	989	1002	752	3803	
N of Miss	8	14	12	5	39	

Table 84: How wrong do you think it is for someone your age to: drink beer, wine or hard liquor (for example, vodka, whiskey, or gin) regularly?





Response	6	8	10	12	Total	
Very wrong	90.8	67.3	45.8	35.4	61.8	
Wrong	6.5	18.5	24.5	20.3	17.1	
A little bit wrong	1.9	9.9	18.7	25.5	13.1	
Not wrong at all	0.8	4.3	11.0	18.8	8.0	
N of Valid	1061	990	1003	752	3806	
N of Miss	7	13	12	5	37	

Table 85: How wrong do you think it is for someone your age to: smoke cigarettes?





Response	6	8	10	12	Total	
Very wrong	90.4	70.9	56.6	46.3	67.7	
Wrong	7.5	19.3	21.4	22.6	17.2	
A little bit wrong	1.8	6.5	14.1	17.3	9.3	
Not wrong at all	0.4	3.3	7.9	13.8	5.8	
N of Valid	1058	987	1004	752	3801	
N of Miss	8	17	11	5	41	

Table 86: How wrong do you think it is for someone your age to: smoke marijuana?





Response	6	8	10	12	Total	
Very wrong	96.2	77.4	57.5	45.3	71.0	
Wrong	2.3	10.2	14.6	18.8	10.8	
A little bit wrong	0.9	6.7	12.9	17.7	8.9	
Not wrong at all	0.6	5.8	15.1	18.2	9.2	
N of Valid	1055	989	1003	751	3798	
N of Miss	12	15	12	5	44	

Table 87: How wrong do you think it is for someone your age to: use LSD, cocaine, amphetamines or another illegal drug?





Response	6	8	10	12	Total	
Very wrong	97.5	90.9	87.3	82.0	90.0	
Wrong	1.6	6.3	7.5	10.0	6.0	
A little bit wrong	0.5	1.6	3.3	4.5	2.3	
Not wrong at all	0.4	1.2	2.0	3.5	1.6	
N of Valid	1057	990	1005	750	3802	
N of Miss	10	14	10	6	40	

Table 88: At school during the past 12 months, did you receive help from the resource teacher, speech therapist or other special education teacher?



Response	6	8	10	12	Total	
No	69.2	86.5	90.8	91.1	83.8	
Yes	30.8	13.5	9.2	8.9	16.2	
N of Valid	1024	933	978	734	3669	
N of Miss	43	70	37	23	173	

Table 89: How many times in the past year (12 months) have you: been suspended from school?








Response	6	8	10	12	Total	
Never	91.1	87.9	87.0	92.3	89.4	
1 to 2 times	6.9	8.9	10.1	5.8	8.1	
3 to 5 times	1.5	2.1	2.0	1.2	1.7	
6 to 9 times	0.3	0.6	0.6	0.1	0.4	
10 to 19 times	0.0	0.4	0.1	0.4	0.2	
20 to 29 times	0.0	0.1	0.0	0.1	0.1	
30 to 39 times	0.1	0.0	0.0	0.0	0.0	
40+ times	0.1	0.0	0.2	0.0	0.1	
N of Valid	1055	988	1008	754	3805	
N of Miss	11	15	7	2	35	

Table 90: How many times in the past year (12 months) have you: carried a handgun?








Response	6	8	10	12	Total	
Never	97.4	95.6	95.8	95.0	96.1	
1 to 2 times	1.0	2.2	2.1	2.8	2.0	
3 to 5 times	0.5	0.7	0.5	0.8	0.6	
6 to 9 times	0.5	0.6	0.3	0.0	0.4	
10 to 19 times	0.2	0.3	0.2	0.8	0.3	
20 to 29 times	0.2	0.1	0.2	0.1	0.2	
30 to 39 times	0.0	0.0	0.0	0.0	0.0	
40+ times	0.2	0.4	0.9	0.5	0.5	
N of Valid	1054	987	1005	754	3800	
N of Miss	12	16	10	3	41	

Table 91: How many times in the past year (12 months) have you: sold illegal drugs?









Response	6	8	10	12	Total	
Never	100.0	96.9	92.6	88.6	94.9	
1 to 2 times	0.0	1.5	3.4	3.5	2.0	
3 to 5 times	0.0	0.4	1.6	2.1	1.0	
6 to 9 times	0.0	0.2	0.6	0.9	0.4	
10 to 19 times	0.0	0.3	0.3	1.2	0.4	
20 to 29 times	0.0	0.0	0.4	1.3	0.4	
30 to 39 times	0.0	0.2	0.0	0.3	0.1	
40+ times	0.0	0.5	1.1	2.1	0.8	
N of Valid	1046	985	999	752	3782	
N of Miss	22	19	16	4	61	

Table 92: How many times in the past year (12 months) have you: stolen or tried to steal a motor vehicle such as a car or motorcycle?









Response	6	8	10	12	Total	
Never	98.9	98.4	97.4	97.7	98.1	
1 to 2 times	1.0	1.0	1.4	1.2	1.1	
3 to 5 times	0.1	0.1	0.4	0.5	0.3	
6 to 9 times	0.0	0.0	0.0	0.3	0.1	
10 to 19 times	0.1	0.2	0.3	0.1	0.2	
20 to 29 times	0.0	0.1	0.1	0.0	0.1	
30 to 39 times	0.0	0.1	0.1	0.0	0.1	
40+ times	0.0	0.1	0.3	0.1	0.1	
N of Valid	1052	984	1003	754	3793	
N of Miss	15	18	12	3	48	

Table 93: How many times in the past year (12 months) have you: participated in clubs, organizations or activities at school?









Response	6	8	10	12	Total	
Never	22.8	21.6	16.7	17.8	19.9	
1 to 2 times	27.7	21.8	17.5	13.7	20.7	
3 to 5 times	18.8	19.3	14.2	12.5	16.4	
6 to 9 times	8.5	8.8	9.7	10.5	9.3	
10 to 19 times	7.2	5.8	10.2	11.2	8.4	
20 to 29 times	3.2	4.6	6.2	6.6	5.0	
30 to 39 times	2.0	1.7	2.7	4.1	2.5	
40+ times	9.8	16.5	22.9	23.6	17.8	
N of Valid	1054	987	1003	753	3797	
N of Miss	13	16	11	4	44	

Table 94: How many times in the past year (12 months) have you: been arrested?








Response	6	8	10	12	Total	
Never	98.0	94.4	89.9	89.9	93.3	
1 to 2 times	1.8	4.0	7.0	8.2	5.0	
3 to 5 times	0.1	0.9	2.5	1.2	1.2	
6 to 9 times	0.1	0.2	0.3	0.1	0.2	
10 to 19 times	0.0	0.3	0.3	0.0	0.2	
20 to 29 times	0.0	0.0	0.0	0.0	0.0	
30 to 39 times	0.0	0.0	0.0	0.3	0.1	
40+ times	0.0	0.2	0.1	0.3	0.1	
N of Valid	1049	985	1005	752	3791	
N of Miss	15	16	10	3	44	

Table 95: How many times in the past year (12 months) have you: done extra work on your own for school?









Response	6	8	10	12	Total	
Never	22.6	24.9	27.1	23.7	24.6	
1 to 2 times	31.0	27.1	21.8	18.4	25.0	
3 to 5 times	18.7	17.8	17.8	17.2	17.9	
6 to 9 times	10.2	10.2	10.6	13.3	10.9	
10 to 19 times	7.0	7.9	7.4	9.9	7.9	
20 to 29 times	2.8	4.2	6.0	5.9	4.6	
30 to 39 times	1.4	1.7	2.7	3.2	2.2	
40+ times	6.4	6.1	6.7	8.5	6.8	
N of Valid	1049	982	1006	751	3788	
N of Miss	16	19	9	4	48	

Table 96: How many times in the past year (12 months) have you: attacked someone with the idea of seriously hurting them?









Response	6	8	10	12	Total	
Never	88.1	83.9	85.9	87.1	86.2	
1 to 2 times	8.3	10.3	9.7	8.1	9.2	
3 to 5 times	1.6	2.3	2.1	2.7	2.1	
6 to 9 times	1.0	1.2	1.3	0.9	1.1	
10 to 19 times	0.6	1.1	0.3	0.3	0.6	
20 to 29 times	0.1	0.3	0.3	0.3	0.2	
30 to 39 times	0.0	0.1	0.0	0.1	0.1	
40+ times	0.2	0.7	0.4	0.5	0.4	
N of Valid	1054	986	1000	753	3793	
N of Miss	14	16	14	4	48	

Table 97: How many times in the past year (12 months) have you: been drunk or high at school?









Response	6	8	10	12	Total	
Never	98.6	91.7	85.3	77.6	89.2	
1 to 2 times	1.0	4.6	6.3	8.8	4.9	
3 to 5 times	0.2	1.3	3.7	3.1	2.0	
6 to 9 times	0.0	0.6	1.2	2.5	1.0	
10 to 19 times	0.1	0.5	1.2	1.6	0.8	
20 to 29 times	0.1	0.4	0.9	1.7	0.7	
30 to 39 times	0.0	0.2	0.4	0.7	0.3	
40+ times	0.0	0.6	1.0	4.0	1.2	
N of Valid	1054	981	1003	751	3789	
N of Miss	14	20	11	6	51	

Table 98: How many times in the past year (12 months) have you: volunteered to do community service?









Response	6	8	10	12	Total	
Never	52.4	58.8	47.2	39.4	50.1	
1 to 2 times	20.9	21.0	17.5	15.0	18.9	
3 to 5 times	9.8	8.3	11.5	13.5	10.6	
6 to 9 times	6.0	5.7	7.1	9.5	6.9	
10 to 19 times	3.3	2.1	6.0	8.5	4.7	
20 to 29 times	2.1	1.5	3.9	5.7	3.1	
30 to 39 times	0.9	1.4	2.4	2.4	1.7	
40+ times	4.6	1.1	4.5	6.0	3.9	
N of Valid	1048	985	1003	754	3790	
N of Miss	20	18	11	2	51	

Table 99: How many times in the past year (12 months) have you: taken a handgun to school?







Response	6	8	10	12	Total	
Never	99.6	98.9	99.3	98.4	99.1	
1 to 2 times	0.4	0.7	0.2	0.8	0.5	
3 to 5 times	0.0	0.1	0.2	0.1	0.1	
6 to 9 times	0.0	0.0	0.0	0.0	0.0	
10 to 19 times	0.0	0.1	0.0	0.3	0.1	
20 to 29 times	0.0	0.0	0.1	0.0	0.0	
30 to 39 times	0.0	0.0	0.1	0.1	0.1	
40+ times	0.0	0.2	0.1	0.3	0.1	
N of Valid	1055	984	1005	750	3794	
N of Miss	13	19	10	7	49	

Table 100: Are you currently on probation, or assigned a probation officer with Juvenile Court?



Response	6	8	10	12	Total	
No	97.7	95.6	93.8	93.5	95.3	
Yes	2.3	4.4	6.2	6.5	4.7	
N of Valid	972	858	917	712	3459	
N of Miss	96	146	98	45	385	

Table 101: Have you ever belonged to a gang?






Response	6	8	10	12	Total	
No	94.1	91.1	90.9	89.5	91.6	
No, but would like to	1.0	1.3	1.1	0.5	1.0	
Yes, in the past	3.3	4.4	5.3	6.8	4.8	
Yes, belong now	0.8	2.7	2.1	2.8	2.0	
Yes, but would like to get out	0.8	0.4	0.6	0.4	0.6	
N of Valid	1053	982	1002	751	3788	
N of Miss	14	21	12	6	53	

Table 102: If you have ever belonged to a gang, did that gang have a name?

Response	6	8	10	12	Total
No	5.5	7.0	6.8	9.3	7.0
Yes	4.1	7.6	8.7	9.6	7.3
I have never belonged to a gang	90.4	85.4	84.5	81.1	85.7
N of Valid	1041	971	986	742	3740
N of Miss	24	31	27	12	94

Table 103: How many times have you done the following things? done what feels good no matter what.

Response	6	8	10	12	Total
Never	47.7	38.3	29.9	23.7	35.8
I've done it, but not in the past year	16.9	18.0	13.4	14.1	15.7
Less than once a month	6.3	8.5	12.9	12.2	9.8
About once a month	3.3	7.2	10.3	10.7	7.7
2 or 3 times a month	5.3	6.6	9.7	13.0	8.4
Once a week or more	20.5	21.4	23.7	26.4	22.8
N of Valid	1031	968	990	747	3736
N of Miss	35	34	24	8	101

Table 104: How many times have you done the following things? done something dangerous because someone dared you to do it.

Response	6	8	10	12	Total
Never	73.9	58.3	50.4	51.2	59.1
I've done it, but not in the past year	16.8	20.9	20.2	21.8	19.8
Less than once a month	3.7	7.7	13.9	12.3	9.1
About once a month	1.9	5.7	6.7	7.2	5.2
2 or 3 times a month	1.1	3.3	5.2	4.3	3.4
Once a week or more	2.6	4.2	3.5	3.2	3.4
N of Valid	1052	978	998	748	3776
N of Miss	15	25	17	9	66

Table 105: How many times have you done the following things? done crazy things even if they are a little dangerous.







Response	6	8	10	12	Total	
Never	64.9	44.3	33.2	31.5	44.5	
I've done it, but not in the past year	18.9	21.8	21.5	22.5	21.1	
Less than once a month	6.1	10.6	15.6	14.9	11.5	
About once a month	2.7	7.0	9.0	11.2	7.1	
2 or 3 times a month	2.8	5.7	9.3	10.1	6.7	
Once a week or more	4.7	10.6	11.3	9.7	9.0	
N of Valid	1051	978	998	750	3777	
N of Miss	14	25	16	7	62	

Table 106: You're looking at CD's in a music store with a friend. You look up and see her slip a CD under her coat. She smiles and says 'Which one do you want? Go ahead, take it while nobody's around.' There is nobody in sight, no employees and no other customers. What would you do now?





Response	6	8	10	12	Total	
Ignore her	9.7	15.0	19.5	26.1	16.9	
Grab a CD and leave the store	2.6	7.6	9.1	7.9	6.7	
Tell her to put the CD back	65.6	48.4	37.3	35.0	47.6	
Act like it is a joke, and ask her to put the CD back	22.0	29.0	34.0	31.0	28.8	
N of Valid	1048	978	996	746	3768	
N of Miss	16	23	14	8	61	

Table 107: You are visiting another part of town, and you don't know any of the people your age there. You are walking down the street, and some teenager you don't know is walking toward you. He is about your size, and as he is about to pass you, he deliberately bumps into you and you almost lose your balance. What would you say or do?





Response	6	8	10	12	Total	
Push the person back	11.4	18.1	13.0	13.8	14.0	
Say 'Excuse me' and keep on walking	55.5	46.3	50.5	49.6	50.6	
Say 'Watch where you are going' and keep on walking	27.5	26.1	24.8	24.7	25.9	
Swear at the person and walk away	5.5	9.5	11.7	11.9	9.5	
N of Valid	1046	967	989	748	3750	
N of Miss	16	28	17	8	69	

Table 108: You are at a party at someone's house, and one of your friends offers you a drink containing alcohol. What would you say or do?





Response	6	8	10	12	Total	
Drink it	3.3	15.9	33.2	43.0	22.3	
Tell your friend, 'No thanks, I don't drink' and suggest that you and your friend go and do something else	53.1	39.6	26.0	22.4	36.3	
Just say, 'No thanks' and walk away	22.1	29.0	31.8	28.0	27.6	
Make up a good excuse, tell your friend you had something else to do, and leave	21.4	15.6	9.1	6.7	13.7	
N of Valid	1049	970	994	747	3760	
N of Miss	16	27	17	9	69	

Table 109: It's 8:00 on a weeknight and you are about to go over to a friend's home when your mother asks you where you are going. You say 'Oh, just going to go hang out with some friends.' She says, 'No, you'll just get into trouble if you go out. Stay home tonight.' What would you do now?





Response	6	8	10	12	Total	
Leave the house anyway	2.9	7.2	6.6	10.2	6.4	
Explain what you are going to do with your friends, tell her when you will get home, and ask if you can go out	55.2	64.2	68.9	71.1	64.3	
Not say anything and start watching TV	38.1	22.1	16.2	11.9	23.0	
Get into an argument with her	3.8	6.5	8.3	6.8	6.3	
N of Valid	1050	971	987	747	3755	
N of Miss	16	26	14	9	65	

Table 110: How often do you attend religious services or activities?





Response	6	8	10	12	Total	
Never	15.5	13.4	13.8	16.8	14.8	
Rarely	23.5	26.4	24.1	29.7	25.6	
1-2 Times a Month	13.1	12.5	12.4	13.4	12.8	
About Once a Week or More	47.8	47.8	49.7	40.1	46.8	
N of Valid	1043	986	1005	751	3785	
N of Miss	24	17	10	6	57	

Table 111: I do the opposite of what people tell me, just to get them mad.





Response	6	8	10	12	Total	
Very False	57.3	40.6	35.3	38.9	43.5	
Somewhat False	23.7	29.9	31.7	32.2	29.1	
Somewhat True	16.3	25.7	29.5	26.5	24.2	
Very True	2.8	3.8	3.6	2.4	3.2	
N of Valid	1052	982	1001	748	3783	
N of Miss	16	21	12	9	58	

Table 112: I like to see how much I can get away with.





Response	6	8	10	12	Total	
Very False	65.4	45.5	37.8	35.2	47.0	
Somewhat False	19.6	26.9	26.4	27.2	24.8	
Somewhat True	11.9	21.1	29.0	29.9	22.3	
Very True	3.1	6.5	6.9	7.8	5.9	
N of Valid	1052	982	1001	747	3782	
N of Miss	16	22	14	10	62	

Table 113: I ignore rules that get in my way.





Response	6	8	10	12	Total	
Very False	68.9	50.7	43.7	41.6	52.1	
Somewhat False	17.7	27.0	29.5	30.6	25.8	
Somewhat True	10.4	18.2	21.2	20.4	17.3	
Very True	3.0	4.1	5.6	7.5	4.9	
N of Valid	1050	980	1003	746	3779	
N of Miss	18	24	11	9	62	

Table 114: I think sometimes it's okay to cheat at school.


Response	6	8	10	12	Total	
NO!	70.2	38.5	24.9	19.4	40.0	
no	23.3	39.0	38.3	34.9	33.6	
yes	5.9	20.1	31.7	37.6	22.7	
YES!	0.6	2.3	5.1	8.0	3.7	
N of Valid	1059	981	1000	747	3787	
N of Miss	8	22	15	10	55	

Table 115: It is important to think before you act.


Response	6	8	10	12	Total	
NO!	1.7	1.5	0.8	0.9	1.3	
no	3.4	6.2	2.8	3.1	3.9	
yes	23.3	37.2	37.4	33.0	32.5	
YES!	71.6	55.1	59.0	63.0	62.3	
N of Valid	1052	982	1000	746	3780	
N of Miss	13	21	14	11	59	

Table 116: Sometimes I think that life is not worth it.


Response	6	8	10	12	Total	
NO!	54.4	46.1	41.8	46.0	47.2	
no	22.0	23.7	25.3	25.6	24.0	
yes	18.0	21.8	24.3	20.9	21.2	
YES!	5.6	8.4	8.7	7.5	7.5	
N of Valid	1050	969	994	746	3759	
N of Miss	18	32	20	11	81	

Table 117: At times I think I am no good at all.

Response	6	8	10	12	Total	
NO!	32.7	32.6	29.2	30.9	31.4	
no	26.7	26.7	27.2	29.3	27.3	
yes	29.9	29.1	32.2	30.9	30.5	
YES!	10.7	11.6	11.5	8.8	10.8	
N of Valid	1046	974	998	747	3765	
N of Miss	19	27	16	10	72	

Table 118: All in all, I am inclined to think that I am a failure.

Response	6	8	10	12	Total	
NO!	51.7	46.9	45.1	47.8	47.9	
no	28.4	32.3	33.7	34.9	32.1	
yes	15.1	15.0	16.1	12.6	14.8	
YES!	4.7	5.9	5.2	4.7	5.1	
N of Valid	1044	973	990	745	3752	
N of Miss	24	31	23	12	90	

Table 119: In the past year, have you felt depressed or sad MOST days, even if you felt okay sometimes?

Response	6	8	10	12	Total	
NO!	29.0	32.0	27.7	31.7	30.0	
no	26.1	24.5	27.1	28.7	26.5	
yes	30.3	28.4	27.3	26.4	28.2	
YES!	14.5	15.1	18.0	13.2	15.3	
N of Valid	1048	977	998	745	3768	
N of Miss	17	25	15	12	69	

Table 120: It is all right to beat up people if they start the fight.

Response	6	8	10	12	Total
NO!	52.2	32.5	27.2	27.8	35.7
no	19.6	22.1	23.1	22.6	21.7
yes	17.3	25.7	29.0	27.0	24.5
YES!	10.9	19.7	20.8	22.5	18.1
N of Valid	1053	978	997	747	3775
N of Miss	14	23	18	10	65

Table 121: I think it is okay to take something without asking if you can get away with it.

Response	6	8	10	12	Total
NO!	78.7	61.6	53.6	55.5	63.1
no	18.2	30.3	35.7	35.9	29.4
yes	2.7	6.8	8.8	6.5	6.1
YES!	0.4	1.3	1.9	2.2	1.4
N of Valid	1053	974	995	744	3766
N of Miss	15	30	20	12	77

Table 122: Sometimes we don't know what we will do as adults, but we may have an idea. Please answer how true these statements may be for you. WHEN I AM AN ADULT I WILL: smoke cigarettes.

Response	6	8	10	12	Total
NO!	86.1	76.4	71.5	70.7	76.7
no	10.7	17.8	19.7	19.6	16.7
yes	2.5	4.7	7.2	6.6	5.1
YES!	0.7	1.0	1.6	3.1	1.5
N of Valid	1053	975	1001	745	3774
N of Miss	15	28	14	11	68

Table 123: Sometimes we don't know what we will do as adults, but we may have an idea. Please answer how true these statements may be for you. WHEN I AM AN ADULT I WILL: drink beer, wine, or liquor.


Response	6	8	10	12	Total	
NO!	70.6	46.1	26.7	21.5	42.9	
no	16.3	22.9	20.0	16.7	19.1	
yes	11.0	25.8	41.4	40.0	28.6	
YES!	2.1	5.2	11.8	21.8	9.4	
N of Valid	1048	974	999	743	3764	
N of Miss	18	28	13	13	72	

Table 124: Sometimes we don't know what we will do as adults, but we may have an idea. Please answer how true these statements may be for you. WHEN I AM AN ADULT I WILL: smoke marijuana.


Response	6	8	10	12	Total	
NO!	94.2	79.0	66.0	63.1	76.6	
no	5.1	12.7	20.5	20.0	14.1	
yes	0.6	6.4	8.9	8.6	5.9	
YES!	0.1	1.8	4.6	8.3	3.4	
N of Valid	1051	973	999	745	3768	
N of Miss	17	31	15	11	74	

Table 125: Sometimes we don't know what we will do as adults, but we may have an idea. Please answer how true these statements may be for you. WHEN I AM AN ADULT I WILL: use LSD, cocaine, amphetamines or another illegal drug.


Response	6	8	10	12	Total	
NO!	96.1	90.2	88.2	87.0	90.7	
no	3.8	9.0	9.9	9.0	7.8	
yes	0.1	0.5	1.2	2.6	1.0	
YES!	0.0	0.3	0.7	1.5	0.6	
N of Valid	1050	977	998	745	3770	
N of Miss	18	27	17	11	73	

Table 126: How much do you think people risk harming themselves (physically or in other ways) if they: smoked one or more packs of cigarettes per day?


Response	6	8	10	12	Total	
No risk	13.0	8.7	3.5	4.2	7.6	
Slight risk	8.3	6.0	5.7	5.2	6.4	
Moderate risk	19.0	19.9	17.8	18.4	18.8	
Great risk	59.7	65.3	73.0	72.2	67.2	
N of Valid	1044	961	997	744	3746	
N of Miss	23	41	18	13	95	

Table 127: How much do you think people risk harming themselves (physically or in other ways) if they: try marijuana once or twice?


Response	6	8	10	12	Total	
No risk	14.5	15.7	27.6	37.0	22.8	
Slight risk	18.8	23.6	29.4	28.0	24.7	
Moderate risk	28.1	27.3	19.6	15.5	23.1	
Great risk	38.5	33.4	23.4	19.5	29.4	
N of Valid	1038	958	992	743	3731	
N of Miss	28	42	23	14	107	

Table 128: How much do you think people risk harming themselves (physically or in other ways) if they: smoke marijuana regularly?


Response	6	8	10	12	Total	
No risk	14.4	10.9	11.8	15.2	13.0	
Slight risk	4.8	8.9	15.9	20.5	11.9	
Moderate risk	11.9	13.5	20.1	21.5	16.4	
Great risk	68.9	66.7	52.2	42.7	58.7	
N of Valid	1026	942	983	730	3681	
N of Miss	41	59	31	24	155	

Table 129: How much do you think people risk harming themselves (physically or in other ways) if they: take one or two drinks of an alcoholic beverage (beer, wine, liquor) nearly every day?

Response	6	8	10	12	Total	
No risk	15.7	13.7	10.9	13.5	13.5	
Slight risk	15.3	21.6	22.6	23.6	20.5	
Moderate risk	26.3	29.6	29.4	29.5	28.6	
Great risk	42.7	35.1	37.1	33.4	37.4	
N of Valid	1039	957	994	740	3730	
N of Miss	27	45	21	17	110	

Table 130: How much do you think people risk harming themselves (physically or in other ways) if they: have five or more drinks once or twice each weekend?

Response	6	8	10	12	Total	
No risk	14.5	11.2	7.4	9.6	10.8	
Slight risk	9.0	13.1	15.7	17.4	13.5	
Moderate risk	21.6	23.9	27.8	29.3	25.4	
Great risk	54.9	51.8	49.1	43.7	50.3	
N of Valid	1043	954	994	743	3734	
N of Miss	25	47	21	14	107	

Table 131: Have you ever used smokeless tobacco (chew, snuff, plug, dipping tobacco, or chewing tobacco)?

Response	6	8	10	12	Total	
Never	94.9	90.2	86.8	84.2	89.4	
Once or Twice	4.1	6.6	7.4	7.8	6.4	
Once in a while but not regularly	0.6	1.9	3.0	3.4	2.1	
Regularly in the past	0.4	0.6	0.8	2.2	0.9	
Regularly now	0.1	0.6	1.9	2.4	1.2	
N of Valid	1051	963	995	741	3750	
N of Miss	17	39	20	16	92	

Table 132: How often have you taken smokeless tobacco during the past 30 days?







Response	6	8	10	12	Total	
Not at all	99.0	97.5	95.0	93.4	96.4	
Once or twice	0.7	1.7	2.6	2.8	1.9	
Once or twice per week	0.1	0.1	0.3	0.8	0.3	
Three to five times per week	0.1	0.2	0.5	0.7	0.3	
About once a day	0.0	0.3	0.3	0.1	0.2	
More than once a day	0.1	0.2	1.3	2.2	0.9	
N of Valid	1047	962	993	740	3742	
N of Miss	21	41	22	17	101	

Table 133: Have you ever smoked cigarettes?






Response	6	8	10	12	Total	
Never	93.2	78.6	67.8	58.6	75.9	
Once or Twice	5.4	14.8	17.4	18.6	13.6	
Once in a while but not regularly	0.9	3.6	6.3	10.2	4.9	
Regularly in the past	0.2	1.7	3.8	4.5	2.4	
Regularly now	0.3	1.3	4.6	8.1	3.2	
N of Valid	1049	959	994	737	3739	
N of Miss	18	43	21	18	100	

Table 134: How frequently have you smoked cigarettes during the past 30 days?







Response	6	8	10	12	Total	
Not at all	98.8	95.2	88.6	82.1	91.9	
Less than one cigarette per day	0.7	2.5	6.0	8.4	4.1	
One to five cigarettes per day	0.5	1.5	3.4	4.7	2.3	
About one-half pack per day	0.0	0.2	1.3	3.2	1.0	
About one pack per day	0.0	0.4	0.5	1.1	0.5	
About one and one-half packs per day	0.1	0.2	0.1	0.4	0.2	
Two packs or more per day	0.0	0.0	0.0	0.0	0.0	
N of Valid	1051	961	994	739	3745	
N of Miss	17	42	21	18	98	

Table 135: Which statement best describes rules about smoking inside your home?

Response	6	8	10	12	Total	
Smoking is not allowed anywhere inside your home	69.2	67.1	71.6	69.6	69.4	
Smoking is allowed in some places and at some times	6.5	7.4	6.4	8.0	7.0	
Smoking is allowed anywhere inside the home	3.6	2.3	3.9	5.0	3.7	
There are no rules about smoking inside the home	4.6	6.6	7.4	7.8	6.5	
I don't know	16.0	16.6	10.7	9.6	13.5	
N of Valid	1043	952	988	741	3724	
N of Miss	21	47	25	16	109	

Table 136: Which statement best describes rules about smoking in your family cars?

Response	6	8	10	12	Total	
Smoking is never allowed in any car	69.0	60.4	65.6	61.2	64.3	
Smoking is allowed sometimes or in some cars	9.7	11.1	11.0	13.6	11.2	
Smoking is allowed in any car anytime	2.7	3.6	5.3	4.5	3.9	
There are no rules about smoking in the car	4.6	8.4	8.3	10.3	7.7	
We do not have a family car	1.1	1.4	1.0	1.5	1.2	
I don't know	13.0	15.1	8.9	8.9	11.6	
N of Valid	1044	952	990	740	3726	
N of Miss	21	51	24	17	113	

Table 137: During this school year, were you taught in any of your classes about the dangers of tobacco use?

Response	6	8	10	12	Total	
Strongly agree	47.5	28.0	16.8	13.3	27.7	
Agree	24.3	29.5	25.7	22.9	25.7	
Disagree	6.2	13.0	18.5	17.6	13.4	
Strongly disagree	6.6	11.7	23.1	31.5	17.2	
I don't know	15.4	17.8	15.9	14.7	16.0	
N of Valid	1035	937	974	721	3667	
N of Miss	32	65	41	35	173	

Table 138: During the past 12 months, have you participated in any community activities to discourage people your age from using cigarettes, chewing tobacco, snuff, dip or cigars?

Response	6	8	10	12	Total	
Strongly agree	24.6	12.7	10.5	10.5	15.0	
Agree	16.7	18.2	16.8	12.3	16.2	
Disagree	12.7	19.9	23.6	22.0	19.3	
Strongly disagree	17.6	24.4	30.8	38.3	27.0	
I don't know	28.5	24.7	18.3	16.9	22.5	
N of Valid	1019	938	978	732	3667	
N of Miss	47	66	37	25	175	

Table 139: On how many occasions have you had alcoholic beverages (beer, wine or hard liquor) to drink in your lifetime - more than just a few sips?

Response	6	8	10	12	Total	
0	87.8	70.4	43.7	29.3	60.1	
1-2	8.9	14.8	17.4	13.6	13.6	
3-5	1.6	5.6	10.8	10.5	6.8	
6-9	0.8	3.1	7.2	7.8	4.4	
10-19	0.5	2.5	8.9	10.2	5.1	
20-39	0.2	1.0	6.0	8.4	3.6	
40+	0.3	2.5	6.1	20.3	6.3	
N of Valid	1050	960	989	735	3734	
N of Miss	17	43	26	22	108	

Table 140: On how many occasions have you had beer, wine or hard liquor to drink during the past 30 days?


Response	6	8	10	12	Total	
0	97.3	89.7	74.6	61.4	82.3	
1-2	2.2	7.2	13.4	13.9	8.7	
3-5	0.2	1.6	4.8	10.0	3.7	
6-9	0.1	0.7	2.6	5.4	2.0	
10-19	0.0	0.4	3.0	5.1	1.9	
20-39	0.1	0.0	0.8	1.6	0.6	
40+	0.1	0.4	0.7	2.6	0.8	
N of Valid	1048	958	986	728	3720	
N of Miss	20	46	29	28	123	

Table 141: On how many occasions have you used marijuana (grass, pot) or hashish (hash, hash oil) in your lifetime?


Response	6	8	10	12	Total	
0	98.8	89.6	70.7	57.3	80.8	
1-2	0.8	3.9	7.1	6.6	4.4	
3-5	0.0	2.1	4.0	5.1	2.6	
6-9	0.3	0.7	3.9	6.0	2.5	
10-19	0.1	1.1	3.7	4.9	2.3	
20-39	0.0	0.8	3.6	3.3	1.8	
40+	0.1	1.8	7.0	16.7	5.6	
N of Valid	1045	957	980	729	3711	
N of Miss	23	46	33	28	130	

Table 142: On how many occasions have you used marijuana (grass, pot) or hashish (hash, hash oil) during the past 30 days?


Response	6	8	10	12	Total	
0	99.6	94.6	85.2	77.9	90.2	
1-2	0.3	2.3	6.6	7.0	3.8	
3-5	0.0	0.8	2.0	3.3	1.4	
6-9	0.0	0.9	2.1	1.6	1.1	
10-19	0.1	0.5	1.8	2.6	1.2	
20-39	0.0	0.3	0.9	2.0	0.7	
40+	0.0	0.5	1.3	5.6	1.6	
N of Valid	1049	958	984	732	3723	
N of Miss	19	46	29	25	119	

Table 143: On how many occasions have you used LSD or other psychedelics in your lifetime?


Response	6	8	10	12	Total	
0	99.9	99.1	97.9	92.2	97.6	
1-2	0.1	0.8	1.1	1.9	0.9	
3-5	0.0	0.0	0.4	3.3	0.8	
6-9	0.0	0.0	0.4	1.0	0.3	
10-19	0.0	0.1	0.1	1.1	0.3	
20-39	0.0	0.0	0.1	0.0	0.0	
40+	0.0	0.0	0.0	0.5	0.1	
N of Valid	1049	960	987	731	3727	
N of Miss	19	44	28	26	117	

Table 144: On how many occasions have you used LSD or other psychedelics during the past 30 days?


Response	6	8	10	12	Total	
0	100.0	99.7	99.4	97.0	99.2	
1-2	0.0	0.1	0.4	1.9	0.5	
3-5	0.0	0.1	0.1	1.0	0.2	
6-9	0.0	0.1	0.0	0.1	0.1	
10-19	0.0	0.0	0.1	0.0	0.0	
20-39	0.0	0.0	0.0	0.0	0.0	
40+	0.0	0.0	0.0	0.0	0.0	
N of Valid	1049	959	986	732	3726	
N of Miss	19	45	29	25	118	

Table 145: On how many occasions have you used cocaine or crack in your lifetime?


Response	6	8	10	12	Total	
0	99.8	98.9	98.0	95.1	98.2	
1-2	0.2	0.7	1.6	2.3	1.1	
3-5	0.0	0.4	0.3	1.0	0.4	
6-9	0.0	0.0	0.0	0.7	0.1	
10-19	0.0	0.0	0.0	0.1	0.0	
20-39	0.0	0.0	0.1	0.4	0.1	
40+	0.0	0.0	0.0	0.4	0.1	
N of Valid	1050	961	989	731	3731	
N of Miss	18	43	26	26	113	

Table 146: On how many occasions have you used cocaine or crack during the past 30 days?


Response	6	8	10	12	Total	
0	99.8	99.9	99.6	98.2	99.5	
1-2	0.2	0.1	0.2	1.1	0.3	
3-5	0.0	0.0	0.1	0.3	0.1	
6-9	0.0	0.0	0.1	0.3	0.1	
10-19	0.0	0.0	0.0	0.0	0.0	
20-39	0.0	0.0	0.0	0.0	0.0	
40+	0.0	0.0	0.0	0.1	0.0	
N of Valid	1050	957	988	733	3728	
N of Miss	18	47	27	24	116	

Table 147: On how many occasions have you sniffed glue, breathed the contents of an aerosol spray can, or inhaled other gases or sprays, in order to get high in your lifetime?


Response	6	8	10	12	Total	
0	93.5	89.3	88.8	90.9	90.6	
1-2	4.5	6.0	5.8	4.8	5.3	
3-5	1.0	2.1	3.1	1.8	2.0	
6-9	0.5	1.1	1.3	1.2	1.0	
10-19	0.2	0.2	0.3	0.7	0.3	
20-39	0.0	0.3	0.4	0.1	0.2	
40+	0.3	0.9	0.3	0.5	0.5	
N of Valid	1049	959	987	733	3728	
N of Miss	19	45	28	24	116	

Table 148: On how many occasions have you sniffed glue, breathed the contents of an aerosol spray can, or inhaled other gases or sprays, in order to get high during the past 30 days?








Response	6	8	10	12	Total	
0	97.3	95.7	97.7	98.0	97.1	
1-2	2.2	2.7	1.4	1.4	2.0	
3-5	0.1	0.8	0.5	0.5	0.5	
6-9	0.2	0.3	0.1	0.0	0.2	
10-19	0.0	0.1	0.1	0.0	0.1	
20-39	0.2	0.1	0.0	0.0	0.1	
40+	0.0	0.2	0.2	0.1	0.1	
N of Valid	1049	954	985	732	3720	
N of Miss	19	50	30	25	124	

Table 149: On how many occasions have you used phenoxydine (pox, px, breeze) in your lifetime?


Response	6	8	10	12	Total	
0	100.0	100.0	100.0	100.0	100.0	
1-2	0.0	0.0	0.0	0.0	0.0	
3-5	0.0	0.0	0.0	0.0	0.0	
6-9	0.0	0.0	0.0	0.0	0.0	
10-19	0.0	0.0	0.0	0.0	0.0	
20-39	0.0	0.0	0.0	0.0	0.0	
40+	0.0	0.0	0.0	0.0	0.0	
N of Valid	1046	957	985	733	3721	
N of Miss	22	47	30	24	123	

Table 150: On how many occasions have you used phenoxydine (pox, px, breeze) during the past 30 days?


Response	6	8	10	12	Total	
0	100.0	100.0	100.0	100.0	100.0	
1-2	0.0	0.0	0.0	0.0	0.0	
3-5	0.0	0.0	0.0	0.0	0.0	
6-9	0.0	0.0	0.0	0.0	0.0	
10-19	0.0	0.0	0.0	0.0	0.0	
20-39	0.0	0.0	0.0	0.0	0.0	
40+	0.0	0.0	0.0	0.0	0.0	
N of Valid	1044	953	982	733	3712	
N of Miss	24	50	33	24	131	

Table 151: On how many occasions have you used sedatives (tranquilizers, such as Valium or Xanax, barbiturates, or sleeping pills) without a doctor telling you to take them, in your lifetime?








Response	6	8	10	12	Total	
0	96.8	92.4	86.9	81.9	90.1	
1-2	2.2	4.0	4.1	4.4	3.6	
3-5	0.3	2.0	3.2	4.0	2.2	
6-9	0.4	0.4	1.7	2.3	1.1	
10-19	0.0	0.0	1.7	2.7	1.0	
20-39	0.0	0.4	1.0	1.8	0.7	
40+	0.3	0.8	1.3	3.0	1.2	
N of Valid	1047	956	985	733	3721	
N of Miss	21	48	30	24	123	

Table 152: On how many occasions have you used sedatives (tranquilizers, such as Valium or Xanax, barbiturates, or sleeping pills) without a doctor telling you to take them, during the past 30 days?


Response	6	8	10	12	Total	
0	98.9	96.4	93.8	92.5	95.6	
1-2	0.8	2.2	2.8	4.1	2.3	
3-5	0.1	0.6	1.7	1.8	1.0	
6-9	0.0	0.1	0.5	1.1	0.4	
10-19	0.1	0.4	0.6	0.5	0.4	
20-39	0.1	0.2	0.2	0.0	0.1	
40+	0.1	0.0	0.3	0.0	0.1	
N of Valid	1046	953	984	733	3716	
N of Miss	22	51	31	24	128	

Table 153: On how many occasions have you used methamphetamines (meth, speed, crank, crystal meth) in your lifetime?


Response	6	8	10	12	Total	
0	99.6	98.5	97.0	96.2	98.0	
1-2	0.4	1.2	2.3	2.2	1.5	
3-5	0.0	0.2	0.4	0.3	0.2	
6-9	0.0	0.1	0.1	0.0	0.1	
10-19	0.0	0.0	0.1	0.3	0.1	
20-39	0.0	0.0	0.0	0.3	0.1	
40+	0.0	0.0	0.1	0.8	0.2	
N of Valid	1047	955	986	733	3721	
N of Miss	21	49	29	24	123	

Table 154: On how many occasions have you used methamphetamines (meth, speed, crank, crystal meth) in the past 30 days?





Response	6	8	10	12	Total	
0	99.9	99.4	99.6	99.0	99.5	
1-2	0.1	0.4	0.4	0.7	0.4	
3-5	0.0	0.1	0.0	0.1	0.1	
6-9	0.0	0.0	0.0	0.0	0.0	
10-19	0.0	0.0	0.0	0.0	0.0	
20-39	0.0	0.0	0.0	0.0	0.0	
40+	0.0	0.1	0.0	0.1	0.1	
N of Valid	1045	955	985	733	3718	
N of Miss	23	49	30	24	126	

Table 155: On how many occasions have you used stimulants, other than Methamphetamines (such as amphetamines, Ritalin or Dexedrine) without a doctor telling you to take them, in your lifetime?







Response	6	8	10	12	Total	
0	99.8	98.8	98.1	92.5	97.7	
1-2	0.1	0.6	1.4	2.6	1.1	
3-5	0.0	0.2	0.5	1.9	0.6	
6-9	0.1	0.2	0.0	1.0	0.3	
10-19	0.0	0.0	0.0	1.2	0.2	
20-39	0.0	0.0	0.0	0.1	0.0	
40+	0.0	0.1	0.0	0.7	0.2	
N of Valid	1044	952	984	732	3712	
N of Miss	24	52	31	25	132	

Table 156: On how many occasions have you used stimulants, other than Methamphetamines (such as amphetamines, Ritalin or Dexedrine) without a doctor telling you to take them, during the past 30 days?


Response	6	8	10	12	Total	
0	99.8	99.3	99.7	97.4	99.2	
1-2	0.2	0.4	0.3	1.8	0.6	
3-5	0.0	0.1	0.0	0.4	0.1	
6-9	0.0	0.1	0.0	0.3	0.1	
10-19	0.0	0.0	0.0	0.0	0.0	
20-39	0.0	0.0	0.0	0.0	0.0	
40+	0.0	0.1	0.0	0.1	0.1	
N of Valid	1046	953	984	733	3716	
N of Miss	22	51	31	24	128	

Table 157: On how many occasions have you used heroin or other opiates in your lifetime?


Response	6	8	10	12	Total	
0	99.9	99.1	98.7	95.8	98.5	
1-2	0.1	0.8	1.1	2.0	0.9	
3-5	0.0	0.0	0.0	0.8	0.2	
6-9	0.0	0.0	0.2	0.4	0.1	
10-19	0.0	0.0	0.0	0.4	0.1	
20-39	0.0	0.0	0.0	0.3	0.1	
40+	0.0	0.1	0.0	0.3	0.1	
N of Valid	1043	952	983	733	3711	
N of Miss	25	52	32	24	133	

Table 158: On how many occasions have you used heroin or other opiates during the past 30 days?


Response	6	8	10	12	Total	
0	99.9	99.5	99.7	98.1	99.4	
1-2	0.1	0.4	0.2	1.1	0.4	
3-5	0.0	0.0	0.1	0.4	0.1	
6-9	0.0	0.0	0.0	0.3	0.1	
10-19	0.0	0.0	0.0	0.1	0.0	
20-39	0.0	0.0	0.0	0.0	0.0	
40+	0.0	0.1	0.0	0.0	0.0	
N of Valid	1045	950	983	732	3710	
N of Miss	23	54	32	25	134	

Table 159: On how many occasions have you used MDMA ('X', 'E', or ecstasy) in your lifetime?


Response	6	8	10	12	Total	
0	99.9	99.3	97.6	90.3	97.2	
1-2	0.1	0.3	1.0	4.1	1.2	
3-5	0.0	0.3	1.0	1.9	0.7	
6-9	0.0	0.0	0.1	1.6	0.4	
10-19	0.0	0.0	0.2	1.1	0.3	
20-39	0.0	0.0	0.0	0.4	0.1	
40+	0.0	0.1	0.1	0.5	0.2	
N of Valid	1041	950	982	733	3706	
N of Miss	27	54	33	24	138	

Table 160: On how many occasions have you used MDMA ('X', 'E', or ecstasy) during the past 30 days?


Response	6	8	10	12	Total	
0	100.0	99.7	99.4	97.9	99.4	
1-2	0.0	0.2	0.5	1.6	0.5	
3-5	0.0	0.0	0.0	0.4	0.1	
6-9	0.0	0.0	0.0	0.0	0.0	
10-19	0.0	0.0	0.1	0.0	0.0	
20-39	0.0	0.0	0.0	0.0	0.0	
40+	0.0	0.1	0.0	0.0	0.0	
N of Valid	1040	943	981	730	3694	
N of Miss	28	60	34	27	149	

Table 161: On how many occasions have you taken prescription drugs (such as Valium, Xanax, Ritalin, Adderall, OxyContin, Darvocet, or sleeping pills) on your own-that is, without a doctor telling you to take them in your lifetime?








Response	6	8	10	12	Total	
0	98.1	94.0	86.7	79.6	90.4	
1-2	1.4	3.1	5.1	4.4	3.4	
3-5	0.0	0.6	3.4	5.6	2.2	
6-9	0.1	0.8	1.7	2.9	1.3	
10-19	0.1	0.1	1.5	2.9	1.0	
20-39	0.0	0.4	0.5	1.6	0.6	
40+	0.3	0.8	1.1	3.0	1.2	
N of Valid	1046	953	983	732	3714	
N of Miss	22	51	32	25	130	

Table 162: On how many occasions have you taken prescription drugs (such as Valium, Xanax, Ritalin, Adderall, OxyContin, Darvocet, or sleeping pills) on your own-that is, without a doctor telling you to take them during the past 30 days?








Response	6	8	10	12	Total	
0	99.5	97.5	94.4	92.5	96.3	
1-2	0.2	1.5	2.5	3.6	1.8	
3-5	0.1	0.3	1.4	2.2	0.9	
6-9	0.0	0.2	0.7	1.1	0.5	
10-19	0.0	0.3	0.6	0.4	0.3	
20-39	0.1	0.2	0.1	0.3	0.2	
40+	0.1	0.0	0.2	0.0	0.1	
N of Valid	1046	949	982	731	3708	
N of Miss	22	55	33	25	135	

Table 163: On how many occasions have you taken non-prescription medicines such as diet pills (for example, Dietac, Dexatrim or Prolamine), stay-awake pills (for example No-Doz, Vivarin, or Wake), or cough or cold medicines (robos, DXM, etc.) to get high in your lifetime?








Response	6	8	10	12	Total	
0	98.9	95.5	93.8	92.4	95.4	
1-2	0.6	1.5	3.2	1.9	1.8	
3-5	0.2	1.2	0.9	1.6	0.9	
6-9	0.0	0.4	0.7	1.0	0.5	
10-19	0.1	0.6	0.5	1.0	0.5	
20-39	0.1	0.3	0.2	0.4	0.2	
40+	0.1	0.5	0.7	1.8	0.7	
N of Valid	1043	952	980	733	3708	
N of Miss	25	52	35	24	136	

Table 164: On how many occasions have you taken non-prescription medicines such as diet pills (for example, Dietac, Dexatrim or Prolamine), stay-awake pills (for example No-Doz, Vivarin, or Wake), or cough or cold medicines (robos, DXM, etc.) to get high during the past 30 days?








Response	6	8	10	12	Total	
0	99.5	98.1	97.6	97.0	98.1	
1-2	0.5	1.3	1.5	1.5	1.2	
3-5	0.0	0.2	0.4	0.8	0.3	
6-9	0.0	0.1	0.2	0.4	0.2	
10-19	0.0	0.2	0.2	0.0	0.1	
20-39	0.0	0.1	0.0	0.1	0.1	
40+	0.0	0.0	0.1	0.1	0.1	
N of Valid	1042	945	980	733	3700	
N of Miss	25	58	35	24	142	

Table 165: On how many occasions have you been drunk or very high from drinking alcoholic beverages during the past 30 days?








Response	6	8	10	12	Total	
0	98.8	93.2	84.4	71.4	88.1	
1-2	0.9	4.5	7.9	11.8	5.8	
3-5	0.2	1.1	3.6	7.1	2.7	
6-9	0.0	0.2	1.7	3.3	1.2	
10-19	0.0	0.4	1.3	3.6	1.2	
20-39	0.1	0.1	0.2	1.1	0.3	
40+	0.1	0.4	0.9	1.8	0.7	
N of Valid	1047	946	978	730	3701	
N of Miss	21	57	37	27	142	

Table 166: On how many occasions have you drunk flavored alcoholic beverages, sometimes called 'alcopops' (like Mike's Hard Lemonade, Smirnoff Ice, Bacardi Breezers, etc.) in your lifetime?








Response	6	8	10	12	Total	
0	94.6	80.4	60.9	46.2	72.6	
1-2	4.0	9.3	12.8	11.4	9.1	
3-5	0.6	4.4	9.1	10.6	5.8	
6-9	0.4	2.2	7.0	9.3	4.4	
10-19	0.1	1.2	4.7	7.3	3.0	
20-39	0.3	1.1	2.2	6.2	2.1	
40+	0.0	1.5	3.3	9.1	3.0	
N of Valid	1046	949	975	729	3699	
N of Miss	22	55	35	25	137	

Table 167: On how many occasions have you drunk flavored alcoholic beverages, sometimes called 'alcopops' (like Mike's Hard Lemonade, Smirnoff Ice, Bacardi Breezers, etc.) during the past 30 days?


Response	6	8	10	12	Total	
0	98.4	92.7	83.7	75.5	88.5	
1-2	1.1	4.2	9.4	12.0	6.2	
3-5	0.3	1.7	3.3	5.6	2.5	
6-9	0.1	0.8	1.6	3.0	1.3	
10-19	0.2	0.0	1.1	2.3	0.8	
20-39	0.0	0.3	0.6	0.4	0.3	
40+	0.0	0.2	0.3	1.1	0.4	
N of Valid	1044	948	979	732	3703	
N of Miss	24	56	35	25	140	

Table 168: Think back over the last two weeks. How many times have you had five or more alcoholic drinks in a row?


Response	6	8	10	12	Total	
None	97.2	92.4	83.4	74.4	87.9	
Once	1.6	3.5	6.0	7.8	4.5	
Twice	0.3	1.8	5.3	7.8	3.5	
3-5 times	0.6	1.3	2.7	5.2	2.2	
6-9 times	0.2	0.4	1.3	2.4	1.0	
10 or more times	0.1	0.5	1.2	2.5	1.0	
N of Valid	1039	934	972	718	3663	
N of Miss	28	70	43	39	180	

Table 169: During the past 30 days, how many times did you ride in a car or other vehicle driven by someone who had been drinking alcohol?


Response	6	8	10	12	Total	
0 times	85.8	83.7	77.6	76.3	81.2	
1 time	7.6	8.1	9.4	8.9	8.5	
2 or 3 times	3.9	5.6	8.1	10.6	6.8	
4 or 5 times	0.9	1.3	2.0	2.5	1.6	
6 or more times	1.7	1.3	3.0	1.7	1.9	
N of Valid	1038	929	968	718	3653	
N of Miss	30	75	46	39	190	

Table 170: During the past 30 days, how many times did you drive a car or other vehicle when you had been drinking alcohol?







Response	6	8	10	12	Total	
I did not drive a car in the past 30 days	48.9	55.9	41.9	20.4	43.1	
0 times	50.5	40.8	53.1	68.0	52.2	
1 time	0.5	1.6	1.8	5.0	2.0	
2 or 3 times	0.0	0.8	1.7	4.3	1.5	
4 or 5 times	0.1	0.2	0.7	1.1	0.5	
6 or more times	0.0	0.8	0.7	1.1	0.6	
N of Valid	1018	903	945	716	3582	
N of Miss	33	80	47	39	199	

Table 171: If you drank alcohol (not just a sip or taste) in the past year, how did you usually get it?













Response	6	8	10	12	Total	
I did not drink alcohol in the past year	92.3	80.0	56.7	40.2	69.6	
I bought it myself with a fake ID	0.2	0.2	0.2	0.6	0.3	
I bought it myself without a fake ID	0.2	0.0	0.7	2.1	0.7	
I got it from someone I know age 21 or older	1.0	4.0	12.8	25.5	9.6	
I got it from someone I know under age 21	0.2	1.9	8.3	9.9	4.7	
I got it from my brother or sister	0.2	0.7	1.9	2.0	1.1	
I got it from home with my parents' permission	1.2	2.9	4.1	5.3	3.2	
I got it from home without my parents' permission	0.9	2.5	3.6	2.1	2.3	
I got it from another relative	0.4	1.8	2.9	2.4	1.8	
A stranger bought it for me	0.2	0.6	0.6	0.9	0.5	
I took it from a store or shop	0.0	0.2	0.2	0.1	0.1	
Other	3.3	5.3	7.9	8.9	6.1	
N of Valid	1022	904	940	699	3565	
N of Miss	45	92	59	46	242	

Table 172: If you drank alcohol (not just a sip or taste) in the past year, where did you usually drink it?

Response	6	8	10	12	Total	
I did not drink alcohol in the past year	94.2	81.7	57.3	40.6	70.9	
at my home	2.4	7.0	10.5	13.8	7.9	
at someone else's home	1.6	7.3	24.0	35.5	15.5	
at an open area like a park, beach, field, back road, woods, or a street corner	0.7	1.7	2.5	2.2	1.7	
at a sporting event or concert	0.0	0.1	1.5	1.3	0.7	
at a restaurant, bar, or a nightclub	0.4	0.2	1.5	2.2	1.0	
at an empty building or a construction site	0.3	0.4	0.1	0.3	0.3	
at a hotel/motel	0.3	0.9	1.0	0.6	0.7	
in a car	0.2	0.2	1.4	2.2	0.9	
at school	0.0	0.4	0.2	1.3	0.4	
N of Valid	1014	901	930	687	3532	
N of Miss	51	93	59	49	252	

Table 173: During the last month, about how many marijuana cigarettes, or the equivalent, did you smoke a day, on the average?

Response	6	8	10	12	Total	
None	98.6	93.1	83.5	77.3	89.0	
Less than 1 a day	1.0	2.7	6.9	8.7	4.5	
1 a day	0.1	1.5	2.0	3.4	1.6	
2-3 a day	0.1	1.4	3.0	4.5	2.1	
4-6 a day	0.1	0.5	2.2	2.8	1.3	
7-10 a day	0.0	0.3	1.0	1.0	0.6	
11 or more a day	0.2	0.4	1.4	2.4	1.0	
N of Valid	1037	921	960	714	3632	
N of Miss	31	82	55	42	210	

Table 174: How wrong would most adults (over 21) in your neighborhood think it is for kids your age: to use marijuana?





Response	6	8	10	12	Total	
Very wrong	92.4	78.0	68.4	59.9	76.0	
Wrong	5.1	14.1	19.2	22.5	14.5	
A little bit wrong	1.4	4.8	9.2	12.1	6.4	
Not wrong at all	1.1	3.1	3.2	5.5	3.0	
N of Valid	1036	905	943	710	3594	
N of Miss	31	98	71	47	247	

Table 175: How wrong would most adults (over 21) in your neighborhood think it is for kids your age: to drink alcohol?





Response	6	8	10	12	Total	
Very wrong	85.1	67.4	54.6	41.3	64.0	
Wrong	9.8	17.5	24.2	30.9	19.7	
A little bit wrong	3.6	11.0	15.0	19.2	11.5	
Not wrong at all	1.5	4.1	6.2	8.6	4.8	
N of Valid	1034	905	941	709	3589	
N of Miss	34	99	73	48	254	

Table 176: How wrong would most adults (over 21) in your neighborhood think it is for kids your age: to smoke cigarettes?





Response	6	8	10	12	Total	
Very wrong	86.4	70.3	59.3	48.5	67.7	
Wrong	8.2	18.0	21.8	27.3	18.0	
A little bit wrong	2.9	8.3	13.0	14.8	9.2	
Not wrong at all	2.5	3.4	6.0	9.4	5.0	
N of Valid	1035	907	940	710	3592	
N of Miss	33	97	73	47	250	

Table 177: How much do each of the following statements describe your neighborhood? crime and/or drug selling

Response	6	8	10	12	Total	
NO!	79.6	69.6	63.8	58.5	68.8	
no	12.3	18.1	23.2	26.7	19.5	
yes	5.8	8.9	10.1	11.1	8.8	
YES!	2.2	3.4	2.8	3.7	3.0	
N of Valid	1031	912	957	711	3611	
N of Miss	37	92	58	46	233	

Table 178: How much do each of the following statements describe your neighborhood? fights

Response	6	8	10	12	Total	
NO!	67.7	60.0	61.4	60.4	62.6	
no	15.1	23.4	25.0	25.8	21.9	
yes	11.8	11.3	10.9	10.1	11.1	
YES!	5.4	5.3	2.7	3.7	4.3	
N of Valid	1026	909	955	705	3595	
N of Miss	38	94	59	51	242	

Table 179: How much do each of the following statements describe your neighborhood? lots of empty or abandoned buildings

Response	6	8	10	12	Total	
NO!	75.1	69.2	68.5	69.0	70.7	
no	17.3	22.5	24.4	24.5	21.9	
yes	5.6	6.0	5.5	5.4	5.6	
YES!	2.0	2.3	1.6	1.1	1.8	
N of Valid	1025	912	956	706	3599	
N of Miss	42	92	59	51	244	

Table 180: How much do each of the following statements describe your neighborhood? lots of graffiti

Response	6	8	10	12	Total	
NO!	77.3	71.3	70.4	69.5	72.4	
no	13.3	18.7	22.5	22.7	18.9	
yes	6.2	7.8	5.5	6.1	6.4	
YES!	3.2	2.2	1.6	1.7	2.2	
N of Valid	1025	910	956	708	3599	
N of Miss	43	94	59	49	245	

Table 181: If I had to move, I would miss the neighborhood I now live in.

Response	6	8	10	12	Total	
NO!	13.8	14.4	13.8	13.4	13.9	
no	10.2	16.8	18.5	22.3	16.4	
yes	28.9	31.5	35.6	34.0	32.3	
YES!	47.1	37.3	32.1	30.3	37.4	
N of Valid	1031	910	950	709	3600	
N of Miss	35	93	65	48	241	

Table 182: My neighbors notice when I am doing a good job and let me know about it.

Response	6	8	10	12	Total	
NO!	35.7	35.4	38.9	43.2	38.0	
no	29.0	36.1	36.7	35.0	34.0	
yes	20.5	19.0	17.6	17.0	18.7	
YES!	14.7	9.5	6.8	4.8	9.3	
N of Valid	1027	904	948	711	3590	
N of Miss	39	99	65	46	249	

Table 183: I like my neighborhood.

Response	6	8	10	12	Total	
NO!	9.2	11.1	10.1	8.8	9.8	
no	7.3	13.8	14.3	14.7	12.3	
yes	36.0	40.8	47.4	49.2	42.8	
YES!	47.5	34.2	28.2	27.4	35.1	
N of Valid	1023	906	951	708	3588	
N of Miss	40	98	63	47	248	

Table 184: There are lots of adults in my neighborhood I could talk to about something important.

Response	6	8	10	12	Total	
NO!	26.9	27.4	29.6	35.1	29.4	
no	27.4	32.4	30.7	32.0	30.4	
yes	24.7	21.6	25.6	21.4	23.5	
YES!	21.0	18.6	14.1	11.4	16.7	
N of Valid	1019	903	949	709	3580	
N of Miss	46	100	66	48	260	

Table 185: I'd like to get out of my neighborhood.

Response	6	8	10	12	Total	
NO!	53.5	41.9	32.9	30.6	40.6	
no	27.8	34.5	38.8	40.2	34.9	
yes	10.6	15.5	18.5	19.6	15.7	
YES!	8.1	8.1	9.8	9.6	8.8	
N of Valid	1022	904	948	709	3583	
N of Miss	42	99	67	48	256	

Table 186: There are people in my neighborhood who are proud of me when I do something well.





Response	6	8	10	12	Total	
NO!	23.6	25.0	27.7	33.1	26.9	
no	25.6	31.9	30.6	30.4	29.5	
yes	28.9	28.7	30.0	25.6	28.5	
YES!	21.9	14.4	11.7	11.0	15.1	
N of Valid	1020	901	943	708	3572	
N of Miss	45	102	71	49	267	

Table 187: There are people in my neighborhood who encourage me to do my best.





Response	6	8	10	12	Total	
NO!	22.3	25.3	27.3	31.9	26.3	
no	20.2	25.9	29.4	29.5	25.9	
yes	30.3	30.8	29.7	27.8	29.8	
YES!	27.3	18.0	13.7	10.9	18.1	
N of Valid	1027	905	943	709	3584	
N of Miss	40	99	71	48	258	

Table 188: I feel safe in my neighborhood.





Response	6	8	10	12	Total	
NO!	10.2	9.3	6.8	7.2	8.5	
no	11.8	12.7	11.0	9.9	11.4	
yes	34.9	41.0	46.6	50.7	42.6	
YES!	43.2	37.0	35.7	32.2	37.5	
N of Valid	1024	900	945	706	3575	
N of Miss	39	101	70	51	261	

Table 189: Which of the following activities for people your age are available in your community? sports teams?



Response	6	8	10	12	Total	
No	16.2	14.9	12.9	12.9	14.3	
Yes	83.8	85.1	87.1	87.1	85.7	
N of Valid	1020	893	938	706	3557	
N of Miss	47	110	77	51	285	

Table 190: Which of the following activities for people your age are available in your community? scouting?



Response	6	8	10	12	Total	
No	39.3	46.2	37.3	35.9	39.9	
Yes	60.7	53.8	62.7	64.1	60.1	
N of Valid	1001	889	924	701	3515	
N of Miss	66	115	91	56	328	

Table 191: Which of the following activities for people your age are available in your community? boys and girls clubs?



Response	6	8	10	12	Total	
No	19.8	23.1	19.1	17.0	19.9	
Yes	80.2	76.9	80.9	83.0	80.1	
N of Valid	1016	889	932	706	3543	
N of Miss	52	115	83	51	301	

Table 192: Which of the following activities for people your age are available in your community? 4-H clubs?



Response	6	8	10	12	Total	
No	73.8	68.4	61.8	61.4	66.8	
Yes	26.2	31.6	38.2	38.6	33.2	
N of Valid	973	857	887	692	3409	
N of Miss	94	147	127	65	433	

Table 193: Which of the following activities for people your age are available in your community? service clubs?



Response	6	8	10	12	Total	
No	56.7	52.7	38.1	35.5	46.5	
Yes	43.3	47.3	61.9	64.5	53.5	
N of Valid	983	873	911	696	3463	
N of Miss	84	131	104	60	379	

Table 194: If a kid smoked marijuana in your neighborhood would he or she be caught by the police?





Response	6	8	10	12	Total	
NO!	6.5	12.6	15.1	19.5	12.9	
no	15.1	31.6	47.6	53.0	35.3	
yes	30.9	29.5	23.7	19.2	26.3	
YES!	47.5	26.3	13.6	8.4	25.5	
N of Valid	1019	886	940	704	3549	
N of Miss	48	117	75	52	292	

Table 195: If a kid drank some beer, wine or hard liquor (for example, vodka, whiskey, or gin) in your neighborhood would he or she be caught by the police?





Response	6	8	10	12	Total	
NO!	8.2	15.3	18.2	23.9	15.7	
no	18.5	39.1	52.3	53.3	39.5	
yes	30.9	26.0	20.4	16.8	24.1	
YES!	42.3	19.6	9.1	6.1	20.6	
N of Valid	1019	883	939	704	3545	
N of Miss	48	120	76	52	296	

Table 196: If a kid carried a handgun in your neighborhood would he or she be caught by the police?





Response	6	8	10	12	Total	
NO!	6.4	10.3	10.2	14.6	10.0	
no	11.7	20.8	31.6	34.9	23.9	
yes	25.6	32.3	31.2	31.4	29.9	
YES!	56.3	36.6	26.9	19.0	36.2	
N of Valid	1019	885	939	704	3547	
N of Miss	47	118	76	52	293	

Table 197: If you wanted to get some cigarettes, how easy would it be for you to get some?





Response	6	8	10	12	Total	
Very hard	76.2	53.8	30.0	14.6	46.0	
Sort of hard	9.1	15.7	15.8	9.2	12.5	
Sort of easy	7.2	14.3	25.2	16.1	15.5	
Very easy	7.5	16.2	29.1	60.1	25.9	
N of Valid	1011	875	938	707	3531	
N of Miss	56	127	75	50	308	

Table 198: If you wanted to get some beer, wine or hard liquor (for example, vodka, whiskey, or gin), how easy would it be for you to get some?





Response	6	8	10	12	Total	
Very hard	77.4	51.0	24.1	11.6	43.5	
Sort of hard	9.7	16.7	16.6	12.4	13.8	
Sort of easy	7.4	15.8	24.2	29.7	18.4	
Very easy	5.5	16.5	35.1	46.3	24.3	
N of Valid	1008	874	939	707	3528	
N of Miss	59	128	75	50	312	

Table 199: If you wanted to get a drug like cocaine, LSD, or amphetamines, how easy would it be for you to get some?


Response	6	8	10	12	Total	
Very hard	93.3	81.6	63.6	47.2	73.2	
Sort of hard	3.1	10.0	18.4	21.5	12.5	
Sort of easy	1.9	4.1	9.3	16.3	7.3	
Very easy	1.8	4.3	8.8	15.0	6.9	
N of Valid	1009	874	936	706	3525	
N of Miss	59	130	78	51	318	

Table 200: If you wanted to get a handgun, how easy would it be for you to get one?


Response	6	8	10	12	Total	
Very hard	81.3	72.3	59.8	47.9	66.7	
Sort of hard	8.7	10.4	17.4	22.1	14.1	
Sort of easy	5.3	8.0	9.8	13.3	8.8	
Very easy	4.6	9.3	13.0	16.7	10.4	
N of Valid	1011	875	938	706	3530	
N of Miss	57	129	77	51	314	

Table 201: If you wanted to get some marijuana, how easy would it be for you to get some?


Response	6	8	10	12	Total	
Very hard	90.2	68.0	37.3	22.4	57.0	
Sort of hard	4.5	9.2	10.3	8.5	8.0	
Sort of easy	2.6	8.3	17.1	17.3	10.8	
Very easy	2.8	14.5	35.2	51.8	24.1	
N of Valid	1009	868	940	705	3522	
N of Miss	59	134	75	52	320	

Table 202: During the past 12 months, have you participated in any alcohol prevention programs or seen any alcohol prevention messages in your school or community? Yes, a school-based program focused on preventing underage drinking and/or drinking and driving.



Response	6	8	10	12	Total	
No	55.7	76.4	80.6	86.4	73.7	
Yes	44.3	23.6	19.4	13.6	26.3	
N of Valid	1068	1004	1015	757	3844	
N of Miss	0	0	0	0	0	

Table 203: During the past 12 months, have you participated in any alcohol prevention programs or seen any alcohol prevention messages in your school or community? Yes, a community-based program focused on preventing underage drinking and/or drinking and driving (for example, through your church or temple or through youth groups like Boys and Girls Club or 4-H).



Response	6	8	10	12	Total	
No	75.7	91.2	92.2	93.1	87.6	
Yes	24.3	8.8	7.8	6.9	12.4	
N of Valid	1068	1004	1015	757	3844	
N of Miss	0	0	0	0	0	

Table 204: During the past 12 months, have you participated in any alcohol prevention programs or seen any alcohol prevention messages in your school or community? Yes, a media campaign addressing underage drinking and/or drinking and driving (for example, newspaper ads, posters, pamphlets, radio, TV).



Response	6	8	10	12	Total	
No	74.3	87.5	86.0	86.4	83.2	
Yes	25.7	12.5	14.0	13.6	16.8	
N of Valid	1068	1004	1015	757	3844	
N of Miss	0	0	0	0	0	

Table 205: During the past 12 months, have you participated in any alcohol prevention programs or seen any alcohol prevention messages in your school or community? No



Response	6	8	10	12	Total	
No	55.2	43.3	37.2	33.9	43.2	
Yes	44.8	56.7	62.8	66.1	56.8	
N of Valid	1068	1004	1015	757	3844	
N of Miss	0	0	0	0	0	

Table 206: How wrong do your parents feel it would be for YOU to: drink beer, wine or hard liquor (for example, vodka, whiskey or gin) regularly?


Response	6	8	10	12	Total	
Very wrong	93.3	80.9	70.9	54.5	76.6	
Wrong	5.0	12.1	18.1	23.4	13.9	
A little bit wrong	1.3	5.7	8.5	16.8	7.4	
Not wrong at all	0.5	1.4	2.5	5.3	2.2	
N of Valid	1024	878	937	704	3543	
N of Miss	44	126	78	53	301	

Table 207: How wrong do your parents feel it would be for YOU to: smoke cigarettes?


Response	6	8	10	12	Total	
Very wrong	94.4	87.2	82.2	71.1	84.8	
Wrong	4.5	8.2	12.7	15.9	9.9	
A little bit wrong	0.8	2.9	2.8	8.5	3.4	
Not wrong at all	0.3	1.7	2.3	4.4	2.0	
N of Valid	1025	877	938	703	3543	
N of Miss	43	126	77	53	299	

Table 208: How wrong do your parents feel it would be for YOU to: smoke marijuana?


Response	6	8	10	12	Total	
Very wrong	98.6	91.1	85.3	76.2	88.8	
Wrong	0.8	5.7	7.4	11.4	5.9	
A little bit wrong	0.3	1.3	4.5	7.5	3.1	
Not wrong at all	0.3	1.9	2.8	4.8	2.3	
N of Valid	1016	873	930	702	3521	
N of Miss	51	129	85	55	320	

Table 209: How wrong do your parents feel it would be for YOU to: steal something worth more than \$5?

Response	6	8	10	12	Total	
Very wrong	89.2	82.1	81.0	79.9	83.4	
Wrong	8.8	12.1	14.6	12.8	12.0	
A little bit wrong	1.6	4.6	2.9	4.3	3.2	
Not wrong at all	0.4	1.3	1.5	3.0	1.4	
N of Valid	1020	876	931	702	3529	
N of Miss	47	127	83	55	312	

Table 210: How wrong do your parents feel it would be for YOU to: draw graffiti, write things, or draw pictures on buildings or other property (without the owner's permission)?

Response	6	8	10	12	Total	
Very wrong	91.7	84.3	82.6	80.4	85.2	
Wrong	5.8	10.5	12.2	12.9	10.1	
A little bit wrong	1.6	3.4	3.7	3.6	3.0	
Not wrong at all	1.0	1.7	1.5	3.1	1.7	
N of Valid	1024	874	937	704	3539	
N of Miss	44	128	78	53	303	

Table 211: How wrong do your parents feel it would be for YOU to: pick a fight with someone?

Response	6	8	10	12	Total	
Very wrong	73.8	60.8	57.8	56.3	62.9	
Wrong	17.1	21.9	23.4	24.6	21.4	
A little bit wrong	7.0	13.1	15.5	13.5	12.1	
Not wrong at all	2.1	4.1	3.3	5.5	3.6	
N of Valid	1023	876	937	703	3539	
N of Miss	45	124	78	53	300	

Table 212: During the past 12 months, have you talked with at least one of your parents about the dangers of underage drinking and/or drinking and driving? By parents, we mean either your biological parents, adoptive parents, stepparents, or adult guardians - whether or not they live with you.



Response	6	8	10	12	Total	
No	49.7	58.7	55.0	54.3	54.2	
Yes	50.3	41.3	45.0	45.7	45.8	
N of Valid	984	835	926	692	3437	
N of Miss	84	169	89	64	406	

Table 213: Have any of your brothers or sisters ever: drunk beer, wine or hard liquor (for example, vodka, whiskey or gin)?




Response	6	8	10	12	Total	
No	78.4	62.2	42.9	35.0	56.3	
Yes	17.1	32.4	52.5	59.3	38.7	
I don't have any brothers or sisters	4.4	5.3	4.6	5.7	5.0	
N of Valid	1016	863	931	702	3512	
N of Miss	52	139	84	55	330	

Table 214: Have any of your brothers or sisters ever: smoked marijuana?




Response	6	8	10	12	Total	
No	90.8	79.6	64.1	55.9	74.0	
Yes	5.0	14.7	31.2	38.1	21.0	
I don't have any brothers or sisters	4.2	5.7	4.7	6.0	5.0	
N of Valid	1011	864	930	703	3508	
N of Miss	57	139	85	54	335	

Table 215: Have any of your brothers or sisters ever: smoked cigarettes?




Response	6	8	10	12	Total	
No	83.1	72.4	62.2	55.8	69.4	
Yes	12.7	22.3	33.1	38.5	25.6	
I don't have any brothers or sisters	4.3	5.3	4.7	5.7	4.9	
N of Valid	1010	862	928	701	3501	
N of Miss	57	142	87	56	342	

Table 216: Have any of your brothers or sisters ever: taken a handgun to school?




Response	6	8	10	12	Total	
No	94.7	93.6	94.1	92.6	93.8	
Yes	1.2	1.0	1.3	1.6	1.3	
I don't have any brothers or sisters	4.2	5.4	4.6	5.8	4.9	
N of Valid	1011	859	928	702	3500	
N of Miss	57	144	86	54	341	

Table 217: Have any of your brothers or sisters ever: been suspended or expelled from school?




Response	6	8	10	12	Total	
No	76.7	72.0	70.9	66.5	72.0	
Yes	18.9	22.6	24.3	27.5	22.9	
I don't have any brothers or sisters	4.4	5.5	4.8	6.0	5.1	
N of Valid	1006	860	931	702	3499	
N of Miss	62	143	84	54	343	

Table 218: The rules in my family are clear.





Response	6	8	10	12	Total	
NO!	2.8	3.7	2.1	2.3	2.7	
no	5.0	9.5	10.5	11.0	8.8	
yes	31.4	36.3	43.4	43.2	38.2	
YES!	60.8	50.5	43.9	43.5	50.3	
N of Valid	1015	854	933	701	3503	
N of Miss	53	149	82	56	340	

Table 219: People in my family often insult or yell at each other.

Response	6	8	10	12	Total	
NO!	39.2	30.0	22.0	21.4	28.8	
no	32.5	37.3	41.9	39.6	37.6	
yes	19.9	23.0	25.8	28.6	24.0	
YES!	8.3	9.7	10.3	10.5	9.6	
N of Valid	1009	849	931	697	3486	
N of Miss	57	154	84	60	355	

Table 220: When I am not at home, one of my parents knows where I am and who I am with.

Response	6	8	10	12	Total	
NO!	3.9	3.9	2.8	4.7	3.8	
no	3.1	7.0	8.5	11.0	7.1	
yes	24.6	35.2	43.2	45.4	36.3	
YES!	68.4	53.9	45.5	38.9	52.9	
N of Valid	1011	841	929	699	3480	
N of Miss	54	156	86	58	354	

Table 221: We argue about the same things in my family over and over.

Response	6	8	10	12	Total	
NO!	42.2	26.6	16.3	16.5	26.3	
no	30.0	36.7	37.6	35.2	34.7	
yes	19.3	24.3	32.3	33.5	26.8	
YES!	8.5	12.4	13.8	14.8	12.1	
N of Valid	1004	847	927	698	3476	
N of Miss	64	155	87	59	365	

Table 222: If you drank some beer or wine or liquor (for example, vodka, whiskey, or gin) without your parents' permission, would you be caught by your parents?

Response	6	8	10	12	Total
NO!	5.9	9.1	12.5	19.5	11.2
no	4.5	17.8	34.1	39.4	22.7
yes	13.5	24.9	26.9	21.6	21.5
YES!	76.1	48.1	26.5	19.5	44.7
N of Valid	1004	842	926	698	3470
N of Miss	61	158	89	58	366

Table 223: My family has clear rules about alcohol and drug use.

Response	6	8	10	12	Total
NO!	3.8	4.3	4.3	5.7	4.4
no	5.1	10.4	11.7	14.6	10.0
yes	15.0	24.6	33.4	34.8	26.2
YES!	76.1	60.7	50.6	44.9	59.3
N of Valid	1006	840	927	699	3472
N of Miss	62	160	88	57	367

Table 224: If you carried a handgun without your parents' permission, would you be caught by your parents?

Response	6	8	10	12	Total
NO!	3.1	7.1	6.4	10.9	6.5
no	3.2	7.4	15.2	20.5	10.9
yes	13.5	21.8	25.4	22.0	20.4
YES!	80.2	63.7	53.0	46.6	62.2
N of Valid	1005	843	919	697	3464
N of Miss	62	160	95	60	377

Table 225: If you skipped school would you be caught by your parents?

Response	6	8	10	12	Total	
NO!	3.8	7.4	5.8	11.0	6.6	
no	4.3	9.4	15.3	18.0	11.2	
yes	15.4	26.5	29.5	29.9	24.7	
YES!	76.6	56.8	49.5	41.1	57.5	
N of Valid	1008	843	918	700	3469	
N of Miss	60	158	97	57	372	

Table 226: Do you feel very close to your mother?

Response	6	8	10	12	Total	
NO!	4.2	8.6	9.0	10.5	7.8	
no	5.3	13.2	15.2	11.9	11.2	
yes	17.4	24.8	29.7	31.9	25.4	
YES!	73.1	53.3	46.2	45.7	55.6	
N of Valid	1001	838	924	698	3461	
N of Miss	63	162	91	59	375	

Table 227: Do you share your thoughts and feelings with your mother?

Response	6	8	10	12	Total	
NO!	10.4	15.4	14.4	14.3	13.5	
no	15.2	24.4	27.1	23.7	22.3	
yes	26.6	25.5	30.3	32.6	28.5	
YES!	47.7	34.7	28.2	29.4	35.7	
N of Valid	997	836	922	697	3452	
N of Miss	70	167	92	60	389	

Table 228: My parents ask me what I think before most family decisions affecting me are made.

Response	6	8	10	12	Total	
NO!	11.7	14.2	12.8	14.1	13.1	
no	17.6	24.3	26.1	25.9	23.1	
yes	33.1	34.9	38.1	36.9	35.6	
YES!	37.6	26.7	23.0	23.1	28.1	
N of Valid	997	832	919	696	3444	
N of Miss	69	170	95	60	394	

Table 229: Do you share your thoughts and feelings with your father?

Response	6	8	10	12	Total	
NO!	21.6	26.1	25.1	28.1	24.9	
no	19.1	25.7	32.6	28.6	26.2	
yes	26.7	23.3	23.1	24.8	24.5	
YES!	32.6	24.9	19.3	18.5	24.4	
N of Valid	1004	834	918	693	3449	
N of Miss	62	168	97	63	390	

Table 230: Do you enjoy spending time with your mother?

Response	6	8	10	12	Total	
NO!	3.4	7.2	6.5	8.7	6.2	
no	3.5	9.1	10.7	9.0	7.9	
yes	23.2	35.8	41.5	40.9	34.6	
YES!	70.0	47.8	41.3	41.5	51.3	
N of Valid	1009	832	919	692	3452	
N of Miss	58	168	93	65	384	

Table 231: Do you enjoy spending time with your father?

Response	6	8	10	12	Total	
NO!	8.8	14.6	12.8	16.3	12.8	
no	5.9	10.9	11.4	12.5	9.9	
yes	22.9	31.5	40.9	39.0	33.0	
YES!	62.4	43.0	34.9	32.3	44.3	
N of Valid	1000	826	909	688	3423	
N of Miss	66	175	105	69	415	

Table 232: If I had a personal problem, I could ask my mom or dad for help.

Response	6	8	10	12	Total	
NO!	4.7	10.4	9.8	9.5	8.4	
no	6.2	10.9	15.3	15.0	11.5	
yes	21.3	31.4	35.5	35.1	30.2	
YES!	67.8	47.3	39.4	40.4	49.8	
N of Valid	1011	835	919	693	3458	
N of Miss	57	167	96	64	384	

Table 233: Do you feel very close to your father?

Response	6	8	10	12	Total	
NO!	11.5	18.3	16.5	21.1	16.4	
no	8.8	17.4	21.8	20.7	16.7	
yes	23.6	25.2	29.8	27.9	26.5	
YES!	56.2	39.1	31.9	30.3	40.4	
N of Valid	1002	826	909	692	3429	
N of Miss	63	176	103	65	407	

Table 234: My parents give me lots of chances to do fun things with them.


Response	6	8	10	12	Total	
NO!	5.0	9.7	9.1	12.4	8.7	
no	11.4	16.6	23.5	23.2	18.2	
yes	25.2	31.5	36.9	37.1	32.2	
YES!	58.4	42.2	30.5	27.3	40.8	
N of Valid	1010	832	915	695	3452	
N of Miss	58	169	100	62	389	

Table 235: My parents ask if I've gotten my homework done.


Response	6	8	10	12	Total	
NO!	1.7	5.2	5.3	9.7	5.1	
no	2.8	11.6	14.6	18.5	11.2	
yes	22.7	30.5	40.8	38.9	32.6	
YES!	72.9	52.6	39.2	32.9	51.1	
N of Valid	1015	842	923	691	3471	
N of Miss	52	162	92	66	372	

Table 236: People in my family have serious arguments.


Response	6	8	10	12	Total	
NO!	41.5	26.8	21.4	20.6	28.4	
no	35.9	44.8	45.5	44.0	42.2	
yes	14.6	19.9	23.9	23.5	20.1	
YES!	8.1	8.5	9.3	12.0	9.3	
N of Valid	1001	833	918	686	3438	
N of Miss	67	170	97	71	405	

Table 237: Would your parents know if you did not come home on time?

Response	6	8	10	12	Total	
NO!	3.0	2.8	3.7	7.3	4.0	
no	5.4	11.9	12.4	14.6	10.7	
yes	26.2	36.4	41.3	40.0	35.4	
YES!	65.4	48.9	42.6	38.1	49.9	
N of Valid	1011	832	920	687	3450	
N of Miss	57	172	95	70	394	

Table 238: It is important to be honest with your parents, even if they become upset or you get punished.

Response	6	8	10	12	Total	
NO!	2.4	5.1	3.9	4.8	3.9	
no	3.3	10.5	13.7	15.3	10.2	
yes	21.4	32.7	40.5	42.1	33.4	
YES!	72.9	51.7	41.9	37.8	52.5	
N of Valid	1007	828	917	687	3439	
N of Miss	59	175	98	69	401	

Table 239: My parents notice when I am doing a good job and let me know about it.

Response	6	8	10	12	Total	
Never or Almost Never	7.1	11.8	12.3	13.0	10.8	
Sometimes	20.5	27.2	32.4	29.9	27.1	
Often	28.7	26.9	27.1	29.6	28.0	
All the time	43.7	34.1	28.2	27.5	34.1	
N of Valid	1015	821	911	690	3437	
N of Miss	51	179	103	67	400	

Table 240: How often do your parents tell you they're proud of you for something you've done?





Response	6	8	10	12	Total	
Never or Almost Never	6.5	12.1	12.4	13.5	10.8	
Sometimes	17.9	25.5	29.9	31.3	25.6	
Often	30.6	26.8	29.4	27.3	28.7	
All the time	45.0	35.6	28.3	27.9	34.9	
N of Valid	1012	817	911	688	3428	
N of Miss	56	185	104	69	414	

Table 241: How many brothers and sisters, including stepbrothers and stepsisters, do you have that are younger than you?








Response	6	8	10	12	Total	
0	31.2	29.0	32.2	30.6	30.8	
1	30.3	26.1	28.0	22.9	27.2	
2	19.2	20.2	18.2	21.0	19.5	
3	8.6	10.9	8.8	10.0	9.5	
4	4.5	5.2	4.3	5.8	4.9	
5	2.4	3.8	3.1	3.9	3.2	
6 or more	3.8	4.8	5.4	5.8	4.9	
N of Valid	1006	813	901	687	3407	
N of Miss	58	190	111	70	429	

Table 242: How many brothers and sisters, including stepbrothers and stepsisters, do you have that are older than you?








Response	6	8	10	12	Total	
0	29.4	33.4	31.3	33.5	31.7	
1	27.0	27.5	24.4	26.6	26.4	
2	18.7	16.1	18.5	17.2	17.7	
3	11.4	7.0	11.9	9.5	10.1	
4	4.7	5.5	5.3	5.4	5.2	
5	4.0	3.3	3.2	3.6	3.5	
6 or more	4.8	7.1	5.5	4.2	5.4	
N of Valid	1012	814	910	687	3423	
N of Miss	55	188	105	70	418	

Table 243: Have you changed homes in the past year (the last 12 months)?



Response	6	8	10	12	Total	
No	72.0	72.0	75.6	73.0	73.2	
Yes	28.0	28.0	24.4	27.0	26.8	
N of Valid	1004	808	905	685	3402	
N of Miss	64	195	110	72	441	

Table 244: How many times have you changed homes since kindergarten?






Response	6	8	10	12	Total	
Never	34.3	26.5	24.4	24.6	27.9	
1 or 2 times	31.2	30.5	33.9	29.5	31.4	
3 or 4 times	16.7	21.8	19.9	21.1	19.6	
5 or 6 times	8.1	10.3	10.6	10.0	9.7	
7 or more times	9.7	10.9	11.2	14.9	11.4	
N of Valid	1000	804	899	679	3382	
N of Miss	65	198	115	77	455	

Table 245: Have you changed schools (including changing from elementary to middle and middle to high school) in the past year?



Response	6	8	10	12	Total	
No	70.4	65.2	26.5	78.7	59.2	
Yes	29.6	34.8	73.5	21.3	40.8	
N of Valid	1006	801	894	680	3381	
N of Miss	62	201	120	77	460	

Table 246: How many times have you changed schools since kindergarten (including changing from elementary to middle and middle to high school)?






Response	6	8	10	12	Total	
Never	44.0	18.9	12.3	10.1	22.8	
1 or 2 times	29.8	43.0	33.8	30.9	34.2	
3 or 4 times	16.5	21.0	31.9	32.1	24.8	
5 or 6 times	5.7	9.1	13.1	16.4	10.6	
7 or more times	4.0	8.1	8.8	10.5	7.5	
N of Valid	1006	795	899	683	3383	
N of Miss	61	207	116	73	457	

Table 247: Has anyone in your family ever had severe alcohol or drug problems?



Response	6	8	10	12	Total	
No	73.5	67.8	56.6	58.1	64.6	
Yes	26.5	32.2	43.4	41.9	35.4	
N of Valid	1003	796	896	682	3377	
N of Miss	64	207	119	75	465	

Table 248: About how many adults (over 21) have you known personally who in the past year have: used marijuana, crack, cocaine, or other drugs?






Response	6	8	10	12	Total	
0	78.3	67.4	53.7	43.4	62.2	
1	10.7	14.1	14.3	14.7	13.3	
2	4.9	6.4	10.6	12.1	8.2	
3-4	3.1	3.0	9.3	11.3	6.4	
5+	3.1	9.0	12.1	18.5	10.0	
N of Valid	1004	792	889	680	3365	
N of Miss	64	211	126	77	478	

Table 249: About how many adults (over 21) have you known personally who in the past year have: sold or dealt drugs?






Response	6	8	10	12	Total	
0	88.4	78.0	70.0	57.8	75.0	
1	6.2	10.2	10.9	14.7	10.1	
2	2.7	4.3	7.3	9.5	5.7	
3-4	1.4	2.4	5.6	8.0	4.1	
5+	1.3	5.1	6.2	10.0	5.2	
N of Valid	1002	788	881	673	3344	
N of Miss	66	215	133	82	496	

Table 250: About how many adults (over 21) have you known personally who in the past year have: done other things that could get them in trouble with the police, like stealing, selling stolen goods, mugging or assaulting others, etc.?






Response	6	8	10	12	Total	
0	82.8	71.6	66.4	59.6	71.2	
1	9.8	14.3	11.5	10.4	11.4	
2	3.8	4.8	8.7	9.9	6.6	
3-4	2.1	3.1	5.1	8.3	4.4	
5+	1.6	6.2	8.2	11.8	6.5	
N of Valid	1003	785	885	676	3349	
N of Miss	65	218	130	81	494	

Table 251: About how many adults (over 21) have you known personally who in the past year have: gotten drunk or high?






Response	6	8	10	12	Total	
0	60.6	50.3	31.6	24.5	43.2	
1	18.5	19.0	16.5	11.5	16.7	
2	8.0	8.6	12.2	13.0	10.3	
3-4	5.3	6.6	11.8	14.8	9.2	
5+	7.5	15.5	27.9	36.2	20.6	
N of Valid	998	788	883	677	3346	
N of Miss	70	215	132	80	497	

Table 252: Have you seen or heard information about underage drinking in the past 12 months from the following sources? Radio



Response	6	8	10	12	Total	
No	58.6	50.3	46.8	46.2	51.0	
Yes	41.4	49.7	53.2	53.8	49.0	
N of Valid	999	768	877	671	3315	
N of Miss	69	235	138	85	527	

Table 253: Have you seen or heard information about underage drinking in the past 12 months from the following sources? TV.



Response	6	8	10	12	Total	
No	23.9	21.8	20.4	17.0	21.1	
Yes	76.1	78.2	79.6	83.0	78.9	
N of Valid	999	772	878	672	3321	
N of Miss	68	230	137	85	520	

Table 254: Have you seen or heard information about underage drinking in the past 12 months from the following sources? Print. This includes information on underage drinking you may have seen in the newspaper, on a billboard, in pamphlets, on stickers, etc.



Response	6	8	10	12	Total	
No	45.2	45.8	39.5	36.7	42.1	
Yes	54.8	54.2	60.5	63.3	57.9	
N of Valid	999	767	873	671	3310	
N of Miss	68	236	142	86	532	

Table 255: Have you seen or heard information about underage drinking in the past 12 months from the following sources? Website or social media? (Facebook, Myspace, website, etc.)



Response	6	8	10	12	Total	
No	52.6	41.4	36.7	40.4	43.3	
Yes	47.4	58.6	63.3	59.6	56.7	
N of Valid	1002	764	874	671	3311	
N of Miss	66	239	141	86	532	

Table 256: The next questions ask about your opinions of the information you saw or heard. If you have seen or heard more than one ad, please think about your favorite ad when answering these questions. The information about underage drinking that I saw or heard was convincing.

Response	6	8	10	12	Total	
NO!	25.3	17.0	15.1	15.4	18.7	
no	7.2	12.0	20.9	23.2	15.2	
yes	19.5	32.5	36.3	37.7	30.6	
YES!	29.8	21.7	17.4	14.7	21.6	
I have not seen or heard any ads about underage drinking in the past 12 months.	18.3	16.8	10.3	9.0	13.9	
N of Valid	990	764	866	668	3288	
N of Miss	77	239	149	88	553	

Table 257: The next questions ask about your opinions of the information you saw or heard. If you have seen or heard more than one ad, please think about your favorite ad when answering these questions. The information about underage drinking that I saw or heard grabbed my attention.

Response	6	8	10	12	Total	
NO!	22.1	15.7	12.5	12.8	16.2	
no	11.4	18.6	23.2	31.0	20.2	
yes	21.4	29.1	35.8	31.5	29.0	
YES!	29.1	20.7	17.8	15.4	21.4	
I have not seen or heard any ads about underage drinking in the past 12 months.	16.0	15.9	10.6	9.3	13.2	
N of Valid	990	759	869	670	3288	
N of Miss	76	243	146	86	551	

Table 258: The next questions ask about your opinions of the information you saw or heard. If you have seen or heard more than one ad, please think about your favorite ad when answering these questions. The information about underage drinking that I saw or heard said something important to me.

Response	6	8	10	12	Total	
NO!	19.8	15.7	13.6	14.5	16.1	
no	8.3	18.8	25.7	31.1	20.0	
yes	19.9	25.3	32.5	29.7	26.5	
YES!	33.9	24.7	17.4	15.5	23.7	
I have not seen or heard any ads about underage drinking in the past 12 months.	18.1	15.5	10.8	9.1	13.7	
N of Valid	989	756	870	669	3284	
N of Miss	79	246	145	88	558	

Table 259: The next questions ask about your opinions of the information you saw or heard. If you have seen or heard more than one ad, please think about your favorite ad when answering these questions. Seeing or hearing this information about underage drinking made me want to stop or decrease my drinking.










Response	6	8	10	12	Total	
NO!	20.5	19.0	16.1	18.6	18.6	
no	3.9	13.1	22.1	32.1	16.8	
yes	8.4	17.6	24.2	18.6	16.9	
YES!	30.1	23.8	20.4	18.0	23.5	
I have not seen or heard any ads about underage drinking in the past 12 months.	37.0	26.5	17.2	12.7	24.2	
N of Valid	916	732	847	661	3156	
N of Miss	148	271	168	95	682	

Table 260: How honest were you in filling out this survey?

Response	6	8	10	12	Total	
I was very honest	84.3	78.2	78.0	82.5	80.8	
I was honest pretty much of the time	13.6	18.9	18.8	14.7	16.4	
I was honest some of the time	2.0	1.9	2.4	2.2	2.1	
I was honest once in a while	0.2	0.9	0.8	0.6	0.6	
I was not honest at all	0.0	0.0	0.0	0.0	0.0	
N of Valid	1011	771	886	679	3347	
N of Miss	56	230	127	78	491	