

2015 APNA

Arkansas Prevention Needs Assessment Student Survey

Sebastian County
Tables

**Arkansas Department of Human Services
Division of Behavioral Health Services
Prevention Services**

Conducted by International Survey Associates dba Pride Surveys

Contents

1	INTRODUCTION	11
2	PERCENTAGE TABLES	16

List of Tables

1	Sex	17
2	Age	17
3	Are you Hispanic or Latino?	17
4	What is your race? Black or African American	18
5	What is your race? Asian	18
6	What is your race? American Indian	18
7	What is your race? Alaska Native	18
8	What is your race? White	19
9	What is your race? Native Hawaiian or Other Pacific Islander	19
10	What is your race? Other	19
11	What is the highest level of schooling completed by your mother or father?	20
12	Think of where you live most of the time. Which of the following people live there with you? Mother	20
13	Think of where you live most of the time. Which of the following people live there with you? Stepmother	20
14	Think of where you live most of the time. Which of the following people live there with you? Foster Mother	21
15	Think of where you live most of the time. Which of the following people live there with you? Grandmother	21
16	Think of where you live most of the time. Which of the following people live there with you? Aunt	21
17	Think of where you live most of the time. Which of the following people live there with you? Father	21
18	Think of where you live most of the time. Which of the following people live there with you? Stepfather	22
19	Think of where you live most of the time. Which of the following people live there with you? Foster Father	22
20	Think of where you live most of the time. Which of the following people live there with you? Grandfather	22
21	Think of where you live most of the time. Which of the following people live there with you? Uncle	22
22	Think of where you live most of the time. Which of the following people live there with you? Other Adults	23
23	Think of where you live most of the time. Which of the following people live there with you? Brother(s)	23
24	Think of where you live most of the time. Which of the following people live there with you? Stepbrother(s)	23
25	Think of where you live most of the time. Which of the following people live there with you? Sister(s)	23
26	Think of where you live most of the time. Which of the following people live there with you? Stepsister(s)	24

27	Think of where you live most of the time. Which of the following people live there with you? Other Children	24
28	In my school, students have lots of chances to help decide things like class activities and rules.	24
29	Teachers ask me to work on special classroom projects.	24
30	My teacher(s) notices when I am doing a good job and lets me know about it.	25
31	There are lots of chances for students in my school to get involved in sports, clubs, and other school activities outside of class.	25
32	There are lots of chances for students in my school to talk with a teacher one-on-one.	25
33	I feel safe at my school.	26
34	The school lets my parents know when I have done something well.	26
35	My teachers praise me when I work hard in school.	26
36	Are your school grades better than the grades of most students in your class?	27
37	I have lots of chances to be part of class discussions or activities.	27
38	Now thinking back over the past year in school, how often did you: enjoy being in school?	27
39	Now thinking back over the past year in school, how often did you: hate being in school?	28
40	Now thinking back over the past year in school, how often did you: try to do your best work in school?	28
41	How often do you feel that the school work you are assigned is meaningful and important?	28
42	Putting them all together, what were your grades like last year?	29
43	How important do you think the things you are learning in school are going to be for your later life?	29
44	Do your parents care about your skipping or cutting school?	29
45	During the LAST FOUR WEEKS how many whole days of school have you missed because you skipped or 'cut'?	30
46	What are the chances you would be seen as cool if you: smoked cigarettes?	30
47	What are the chances you would be seen as cool if you: worked hard at school?	30
48	What are the chances you would be seen as cool if you: began drinking alcoholic beverages regularly, that is, at least once or twice a month?	31
49	What are the chances you would be seen as cool if you: defended someone who was being bullied?	31
50	What are the chances you would be seen as cool if you: smoked marijuana?	31
51	What are the chances you would be seen as cool if you: carried a handgun?	32

52	What are the chances you would be seen as cool if you: used e-cigarettes, e-cigars or e-hookahs?	32
53	What are the chances you would be seen as cool if you: bullied someone or cyber bullied someone?	32
54	Think of your four best friends (the friends you feel closest to). In the past year (12 months), how many of your best friends have: participated in clubs, organizations or activities at school?	33
55	Think of your four best friends (the friends you feel closest to). In the past year (12 months), how many of your best friends have: smoked cigarettes?	33
56	Think of your four best friends (the friends you feel closest to). In the past year (12 months), how many of your best friends have: tried beer, wine or hard liquor (for example, vodka, whiskey, or gin) when their parents didn't know about it?	33
57	Think of your four best friends (the friends you feel closest to). In the past year (12 months), how many of your best friends have: used e-cigarettes, e-cigars, or e-hookahs?	34
58	Think of your four best friends (the friends you feel closest to). In the past year (12 months), how many of your best friends have: used marijuana?	34
59	Think of your four best friends (the friends you feel closest to). In the past year (12 months), how many of your best friends have: used prescription drugs or non-prescription drugs for the purpose of getting high?	34
60	Think of your four best friends (the friends you feel closest to). In the past year (12 months), how many of your best friends have: used synthetic marijuana (K2, spice) or bath salts?	35
61	Think of your four best friends (the friends you feel closest to). In the past year (12 months), how many of your best friends have: used LSD, cocaine, amphetamines, or other illegal drugs?	35
62	Think of your four best friends (the friends you feel closest to). In the past year (12 months), how many of your best friends have: been bullied?	35
63	Think of your four best friends (the friends you feel closest to). In the past year (12 months), how many of your best friends have: been suspended from school?	36
64	Think of your four best friends (the friends you feel closest to). In the past year (12 months), how many of your best friends have: carried a handgun?	36
65	Think of your four best friends (the friends you feel closest to). In the past year (12 months), how many of your best friends have: sold illegal drugs?	36
66	Think of your four best friends (the friends you feel closest to). In the past year (12 months), how many of your best friends have: regularly attended religious services?	37

67	Think of your four best friends (the friends you feel closest to). In the past year (12 months), how many of your best friends have: stolen or tried to steal a motor vehicle such as a car or motorcycle?	37
68	Think of your four best friends (the friends you feel closest to). In the past year (12 months), how many of your best friends have: been arrested?	37
69	Think of your four best friends (the friends you feel closest to). In the past year (12 months), how many of your best friends have: dropped out of school?	38
70	Think of your four best friends (the friends you feel closest to). In the past year (12 months), how many of your best friends have: been members of a gang?	38
71	How old were you when you first: smoked marijuana?	38
72	How old were you when you first: smoked a cigarette, even just a puff?	39
73	How old were you when you first: had more than a sip or two of beer, wine or hard liquor (for example, vodka, whiskey, or gin)?	39
74	How old were you when you first: began drinking alcoholic beverages regularly, that is, at least once or twice a month?	40
75	How old were you when you first: used Daztrex?	40
76	How old were you when you first: got suspended from school?	41
77	How old were you when you first: got arrested?	41
78	How old were you when you first: carried a handgun?	42
79	How old were you when you first: used e-cigarettes, e-cigars, or e-hookahs?	42
80	How old were you when you first: belonged to a gang?	43
81	How old were you when you first: used prescription drugs not prescribed to you?	43
82	How wrong do you think it is for someone your age to: take a handgun to school?	44
83	How wrong do you think it is for someone your age to: steal anything?	44
84	How wrong do you think it is for someone your age to: pick a fight with someone?	44
85	How wrong do you think it is for someone your age to: attack someone with the idea of seriously hurting them?	45
86	How wrong do you think it is for someone your age to: stay away from school all day when their parents think they are at school?	45
87	How wrong do you think it is for someone your age to: drink beer, wine or hard liquor (for example, vodka, whiskey, or gin) regularly?	45
88	How wrong do you think it is for someone your age to: smoke cigarettes?	46
89	How wrong do you think it is for someone your age to: smoke marijuana?	46

90	How wrong do you think it is for someone your age to: use prescription drugs or non-prescription drugs for the purpose of getting high?	46
91	How wrong do you think it is for someone your age to: use synthetic marijuana (K2, spice) or bath salts?	47
92	How wrong do you think it is for someone your age to: use LSD, cocaine, amphetamines or another illegal drug?	47
93	How wrong do you think it is for someone your age to: use e-cigarettes, e-cigars or e-hookahs?	47
94	At school during the past 12 months, did you receive help from the resource teacher, speech therapist or other special education teacher?	48
95	How many times in the past year (12 months) have you: been suspended from school?	48
96	How many times in the past year (12 months) have you: carried a handgun?	48
97	How many times in the past year (12 months) have you: sold illegal drugs?	49
98	How many times in the past year (12 months) have you: stolen or tried to steal a motor vehicle such as a car or motorcycle?	49
99	How many times in the past year (12 months) have you: participated in clubs, organizations or activities at school?	50
100	How many times in the past year (12 months) have you: been arrested?	50
101	How many times in the past year (12 months) have you: attacked someone with the idea of seriously hurting them?	51
102	How many times in the past year (12 months) have you: been drunk or high at school?	51
103	How many times in the past year (12 months) have you: taken a handgun to school?	52
104	Are you currently on probation, or assigned a probation officer with Juvenile Court?	52
105	Have you ever belonged to a gang?	52
106	If you have ever belonged to a gang, did that gang have a name?	53
107	You are at a party at someone's house, and one of your friends offers you a drink containing alcohol. What would you say or do?	53
108	How often do you attend religious services or activities?	53
109	I think sometimes it's okay to cheat at school.	54
110	It is important to think before you act.	54
111	Sometimes I think that life is not worth it.	54
112	At times I think I am no good at all.	55
113	All in all, I am inclined to think that I am a failure.	55
114	In the past year, have you felt depressed or sad MOST days, even if you felt okay sometimes?	55
115	It is all right to beat up people if they start the fight.	56
116	I think it is okay to take something without asking if you can get away with it.	56

117	Where do you get the most information about living a drug and alcohol free life? Parents/guardians	56
118	Where do you get the most information about living a drug and alcohol free life? Friends	57
119	Where do you get the most information about living a drug and alcohol free life? Family members	57
120	Where do you get the most information about living a drug and alcohol free life? School	57
121	Where do you get the most information about living a drug and alcohol free life? Internet	58
122	Where do you get the most information about living a drug and alcohol free life? TV	58
123	Where do you get the most information about living a drug and alcohol free life? Social media	58
124	How much do you think people risk harming themselves (physically or in other ways) if they: smoked one or more packs of cigarettes per day?	59
125	How much do you think people risk harming themselves (physically or in other ways) if they: try marijuana once or twice?	59
126	How much do you think people risk harming themselves (physically or in other ways) if they: smoke marijuana once or twice a week?	59
127	How much do you think people risk harming themselves (physically or in other ways) if they: take one or two drinks of an alcoholic beverage (beer, wine, liquor) nearly every day?	60
128	How much do you think people risk harming themselves (physically or in other ways) if they: have five or more drinks of an alcoholic beverage once or twice a weekend?	60
129	How much do you think people risk harming themselves (physically or in other ways) if they: use prescription drugs that are not prescribed to them?	60
130	How much do you think people risk harming themselves (physically or in other ways) if they: use non-prescription drugs to get high?	61
131	How much do you think people risk harming themselves (physically or in other ways) if they: use e-cigarettes, e-cigars, or e-hookahs?	61
132	Have you ever used smokeless tobacco (chew, snuff, plug, dipping tobacco, or chewing tobacco)?	61
133	How often have you used smokeless tobacco during the past 30 days?	62
134	Have you ever smoked cigarettes?	62
135	How frequently have you smoked cigarettes during the past 30 days?	62
136	Which statement best describes rules about smoking inside your home or your family cars?	63
137	Have you ever used e-cigarettes, e-cigars, or e-hookahs?	63
138	How frequently have you used e-cigarettes, e-cigars, or e-hookahs?	64
139	During this school year, were you taught in any of your classes about the dangers of tobacco use?	64

140	During the past 12 months, have you participated in any community activities to discourage people your age from using cigarettes, chewing tobacco, snuff, dip or cigars, e-cigarettes, e-cigars, or e-hookahs?	64
141	Think back over the last two weeks. How many times have you had five or more alcoholic drinks in a row?	65
142	During the past 30 days, how many times did you ride in a car or other vehicle driven by someone who had been drinking alcohol or using drugs to get high?	65
143	During the past 30 days, how many times did you drive a car or other vehicle when you had been drinking alcohol or using drugs to get high?	65
144	If you drank alcohol (not just a sip or taste) in the past year, how did you usually get it?	66
145	If you drank alcohol (not just a sip or taste) in the past year, where did you usually drink it?	66
146	How do you feel about someone your age having one or two drinks of an alcoholic beverage nearly every day?	67
147	On how many occasions have you had alcoholic beverages (beer, wine or hard liquor) to drink in your lifetime - more than just a few sips?	67
148	On how many occasions have you drunk one or more drinks of an alcoholic beverage during the past 30 days?	67
149	On how many occasions have you used marijuana (grass, pot) or hashish (hash, hash oil) in your lifetime?	68
150	On how many occasions have you used marijuana (grass, pot) or hashish (hash, hash oil) during the past 30 days?	68
151	On how many occasions have you used LSD or other psychedelics in your lifetime?	68
152	On how many occasions have you used LSD or other psychedelics during the past 30 days?	69
153	On how many occasions have you used cocaine or crack in your lifetime?	69
154	On how many occasions have you used cocaine or crack during the past 30 days?	69
155	On how many occasions have you sniffed glue, breathed the contents of an aerosol spray can, or inhaled other gases or sprays, in order to get high in your lifetime?	70
156	On how many occasions have you sniffed glue, breathed the contents of an aerosol spray can, or inhaled other gases or sprays, in order to get high during the past 30 days?	70
157	On how many occasions have you used Daztrex in your lifetime?	71
158	On how many occasions have you used Daztrex during the past 30 days?	71
159	On how many occasions have you used synthetic marijuana (K2, spice) in your lifetime?	71

160	On how many occasions have you used synthetic marijuana (K2, spice) during the past 30 days?	72
161	On how many occasions have you used methamphetamines (meth, speed, crank, crystal meth) in your lifetime?	72
162	On how many occasions have you used methamphetamines (meth, speed, crank, crystal meth) in the past 30 days?	72
163	On how many occasions have you used other chemical products (bath salts, plant food, etc.) in your lifetime?	73
164	On how many occasions have you used other chemical products (bath salts, plant food, etc.) during the past 30 days?	73
165	On how many occasions have you used heroin or other opiates in your lifetime?	73
166	On how many occasions have you used heroin or other opiates during the past 30 days?	74
167	On how many occasions have you used MDMA ('X', 'E', or ecstasy) in your lifetime?	74
168	On how many occasions have you used MDMA ('X', 'E', or ecstasy) during the past 30 days?	74
169	On how many occasions have you taken prescription drugs (such as Valium, Xanax, Ritalin, Adderall, OxyContin, Darvocet, or sleeping pills) not prescribed to you in your lifetime?	75
170	On how many occasions have you taken prescription drugs (such as Valium, Xanax, Ritalin, Adderall, OxyContin, Darvocet, or sleeping pills) not prescribed to you during the past 30 days?	75
171	On how many occasions have you taken non-prescription medicines such as diet pills (for example, Dietac, Dexatrim or Prolamine), stay-awake pills (for example No-Doz, Vivarin, or Wake), or cough or cold medicines (robos, DXM, etc.) to get high in your lifetime?	76
172	On how many occasions have you taken non-prescription medicines such as diet pills (for example, Dietac, Dexatrim or Prolamine), stay-awake pills (for example No-Doz, Vivarin, or Wake), or cough or cold medicines (robos, DXM, etc.) to get high during the past 30 days?	76
173	On how many occasions have you been drunk or very high from drinking alcoholic beverages during the past 30 days?	77
174	On how many occasions have you drunk flavored alcoholic beverages, sometimes called 'alcopops' (like Mike's Hard Lemonade, Smirnoff Ice, Bacardi Breezers, etc.) in your lifetime?	77
175	On how many occasions have you drunk flavored alcoholic beverages, sometimes called 'alcopops' (like Mike's Hard Lemonade, Smirnoff Ice, Bacardi Breezers, etc.) during the past 30 days?	78
176	If you used prescription drugs or over the counter drugs without a doctor telling you to use it or for the purpose of getting high, where did you get these drugs? - Did not use	78

177	If you used prescription drugs or over the counter drugs without a doctor telling you to use it or for the purpose of getting high, where did you get these drugs? - Bought or took from store or shop	78
178	If you used prescription drugs or over the counter drugs without a doctor telling you to use it or for the purpose of getting high, where did you get these drugs? - Got from parents with permission	79
179	If you used prescription drugs or over the counter drugs without a doctor telling you to use it or for the purpose of getting high, where did you get these drugs? - Got from home without permission	79
180	If you used prescription drugs or over the counter drugs without a doctor telling you to use it or for the purpose of getting high, where did you get these drugs? - Got from relative with permission	79
181	If you used prescription drugs or over the counter drugs without a doctor telling you to use it or for the purpose of getting high, where did you get these drugs? - Got from relative without permission	79
182	If you used prescription drugs or over the counter drugs without a doctor telling you to use it or for the purpose of getting high, where did you get these drugs? - Got from friend's home with permission	80
183	If you used prescription drugs or over the counter drugs without a doctor telling you to use it or for the purpose of getting high, where did you get these drugs? - Got from friend's home without permission	80
184	If you used prescription drugs or over the counter drugs without a doctor telling you to use it or for the purpose of getting high, where did you get these drugs? - Got from friend at school	80
185	If you used prescription drugs or over the counter drugs without a doctor telling you to use it or for the purpose of getting high, where did you get these drugs? - Got from friend at party	80
186	If you used prescription drugs or over the counter drugs without a doctor telling you to use it or for the purpose of getting high, where did you get these drugs? - Got from friend, elsewhere	81
187	If you used prescription drugs or over the counter drugs without a doctor telling you to use it or for the purpose of getting high, where did you get these drugs? - Got from internet sale	81
188	During the last month, about how many marijuana cigarettes, or the equivalent, did you smoke a day, on the average?	81
189	How wrong do your friends feel it would be for YOU to: have one or two drinks of an alcoholic beverage nearly every day?	82
190	How wrong do your friends feel it would be for YOU to: smoke tobacco?	82
191	How wrong do your friends feel it would be for YOU to: smoke marijuana?	82
192	How wrong do your friends feel it would be for YOU to: use prescription drugs not prescribed to you?	83
193	How wrong would most adults (over 21) in your neighborhood think it is for kids your age: to use marijuana?	83

194	How wrong would most adults (over 21) in your neighborhood think it is for kids your age: to drink alcohol?	83
195	How wrong would most adults (over 21) in your neighborhood think it is for kids your age: to smoke cigarettes?	84
196	How much do each of the following statements describe your neighborhood? crime and/or drug selling	84
197	How much do each of the following statements describe your neighborhood? fights	84
198	How much do each of the following statements describe your neighborhood? lots of empty or abandoned buildings	85
199	How much do each of the following statements describe your neighborhood? lots of graffiti	85
200	I feel safe in my neighborhood.	85
201	If a kid smoked marijuana in your neighborhood would he or she be caught by the police?	86
202	If a kid drank some beer, wine or hard liquor (for example, vodka, whiskey, or gin) in your neighborhood would he or she be caught by the police?	86
203	If a kid carried a handgun in your neighborhood would he or she be caught by the police?	86
204	If you wanted to get some cigarettes, how easy would it be for you to get some?	87
205	If you wanted to get some beer, wine or hard liquor (for example, vodka, whiskey, or gin), how easy would it be for you to get some?	87
206	If you wanted to get a drug like cocaine, LSD, or amphetamines, how easy would it be for you to get some?	87
207	If you wanted to get a handgun, how easy would it be for you to get one?	88
208	If you wanted to get some marijuana, how easy would it be for you to get some?	88
209	If you wanted to get prescription drugs for the purpose of getting high, how easy would it be for you to get some?	88
210	If you wanted to get synthetic marijuana such as K2 or chemical products such as bath salts to get high, how easy would it be for you to get some?	89
211	If you wanted to get steroids to use or to enhance athletic performance, how easy would it be for you to get some?	89
212	If you wanted to get e-cigarettes, e-cigars, or e-hookahs, how easy would it be for you to get some?	89
213	During the past 12 months, have you participated in any alcohol prevention programs or seen any alcohol prevention messages in your school or community? Yes, a school-based program focused on preventing underage drinking and/or drinking and driving.	90

214	During the past 12 months, have you participated in any alcohol prevention programs or seen any alcohol prevention messages in your school or community? Yes, a community-based program focused on preventing underage drinking and/or drinking and driving (for example, through your church or temple or through youth groups like Boys and Girls Club or 4-H).	90
215	During the past 12 months, have you participated in any alcohol prevention programs or seen any alcohol prevention messages in your school or community? Yes, a media campaign addressing underage drinking and/or drinking and driving (for example, newspaper ads, posters, pamphlets, radio, TV).	90
216	During the past 12 months, have you participated in any alcohol prevention programs or seen any alcohol prevention messages in your school or community? No	90
217	How wrong do your parents feel it would be for YOU to: have one or two drinks of an alcoholic beverage nearly every day?	91
218	How wrong do your parents feel it would be for YOU to: smoke tobacco?	91
219	How wrong do your parents feel it would be for YOU to: smoke marijuana?	91
220	How wrong do your parents feel it would be for YOU to: use prescription drugs not prescribed to you?	92
221	How wrong do your parents feel it would be for YOU to: steal something worth more than \$5?	92
222	How wrong do your parents feel it would be for YOU to: draw graffiti, write things, or draw pictures on buildings or other property (without the owner's permission)?	92
223	How wrong do your parents feel it would be for YOU to: pick a fight with someone?	93
224	During the past 12 months, have you talked with at least one of your parents about the dangers of underage drinking and/or drinking and driving? By parents, we mean either your biological parents, adoptive parents, stepparents, or adult guardians - whether or not they live with you.	93
225	The rules in my family are clear.	93
226	People in my family have serious arguments about the same things, and often insult or yell at each other.	94
227	When I am not at home, one of my parents knows where I am and who I am with.	94
228	My family has clear rules about alcohol and drug use.	94
229	If you skipped school would you be caught by your parents?	95
230	My parents ask if I've gotten my homework done.	95
231	Would your parents know if you did not come home on time?	95
232	Do you know how to properly dispose of leftover prescription drugs?	96

233	Have any of your brothers or sisters ever: drunk beer, wine or hard liquor (for example, vodka, whiskey or gin)?	96
234	Have any of your brothers or sisters ever: smoked marijuana?	96
235	Have any of your brothers or sisters ever: smoked cigarettes?	96
236	Have any of your brothers or sisters ever: taken a handgun to school? .	97
237	Have any of your brothers or sisters ever: been suspended or expelled from school?	97
238	Have any of your brothers or sisters ever: used e-cigarettes, e-cigars or e-hookahs?	97
239	Have any of your brothers or sisters ever: used prescription drugs not prescribed to him/her?	97
240	Have you changed homes in the past year (the last 12 months)? . . .	98
241	How many times have you changed homes since kindergarten?	98
242	Have you changed schools (including changing from elementary to middle and middle to high school) in the past year?	98
243	How many times have you changed schools since kindergarten (including changing from elementary to middle and middle to high school)?	99
244	Has anyone in your family ever had severe alcohol or drug problems? .	99
245	About how many adults (over 21) have you known personally who in the past year have: used marijuana, crack, cocaine, or other drugs? .	99
246	About how many adults (over 21) have you known personally who in the past year have: sold or dealt drugs?	100
247	About how many adults (over 21) have you known personally who in the past year have: done other things that could get them in trouble with the police, like stealing, selling stolen goods, mugging or assaulting others, etc.?	100
248	About how many adults (over 21) have you known personally who in the past year have: gotten drunk or high?	100
249	Have you seen or heard information about underage drinking in the past 12 months from the following sources? Radio	101
250	Have you seen or heard information about underage drinking in the past 12 months from the following sources? TV.	101
251	Have you seen or heard information about underage drinking in the past 12 months from the following sources? Print. This includes information on underage drinking you may have seen in the newspaper, on a billboard, in pamphlets, on stickers, etc.	101
252	Have you seen or heard information about underage drinking in the past 12 months from the following sources? Website or social media? (Facebook, Myspace, website, etc.)	101
253	The next questions ask about your opinions of the information you saw or heard. If you have seen or heard more than one ad, please think about your favorite ad when answering these questions. The information about underage drinking that I saw or heard was convincing.	102

254	The next questions ask about your opinions of the information you saw or heard. If you have seen or heard more than one ad, please think about your favorite ad when answering these questions. The information about underage drinking that I saw or heard grabbed my attention.	102
255	The next questions ask about your opinions of the information you saw or heard. If you have seen or heard more than one ad, please think about your favorite ad when answering these questions. The information about underage drinking that I saw or heard said something important to me.	102
256	The next questions ask about your opinions of the information you saw or heard. If you have seen or heard more than one ad, please think about your favorite ad when answering these questions. Seeing or hearing this information about underage drinking made me want to stop or decrease my drinking.	103
257	How honest were you in filling out this survey?	103

List of Figures

1	Grade Chart	12
2	Gender Chart	13
3	Age Chart	14
4	Ethnic Origin Chart	15

1 INTRODUCTION

This report was generated from data collected on the *2015 Arkansas Prevention Needs Assessment Student Survey*. This report contains basic frequency tables of all data collected and graphs on the selected demographic variables of grade, gender, age and ethnic origin. The graph on ethnic origin is represented as a bar chart rather than as a pie chart. This is because students were allowed to mark more than one response for ethnic origin as opposed to being allowed to mark only one response. The bars represent the percent of students who marked each of the ethnic categories.

Questions regarding the information found in this report can be directed to:

Pride Surveys

2140 Newmarket Parkway Suite 116 Marietta, GA 30067 1-800-279-6361
www.pridesurveys.com

Grade Chart

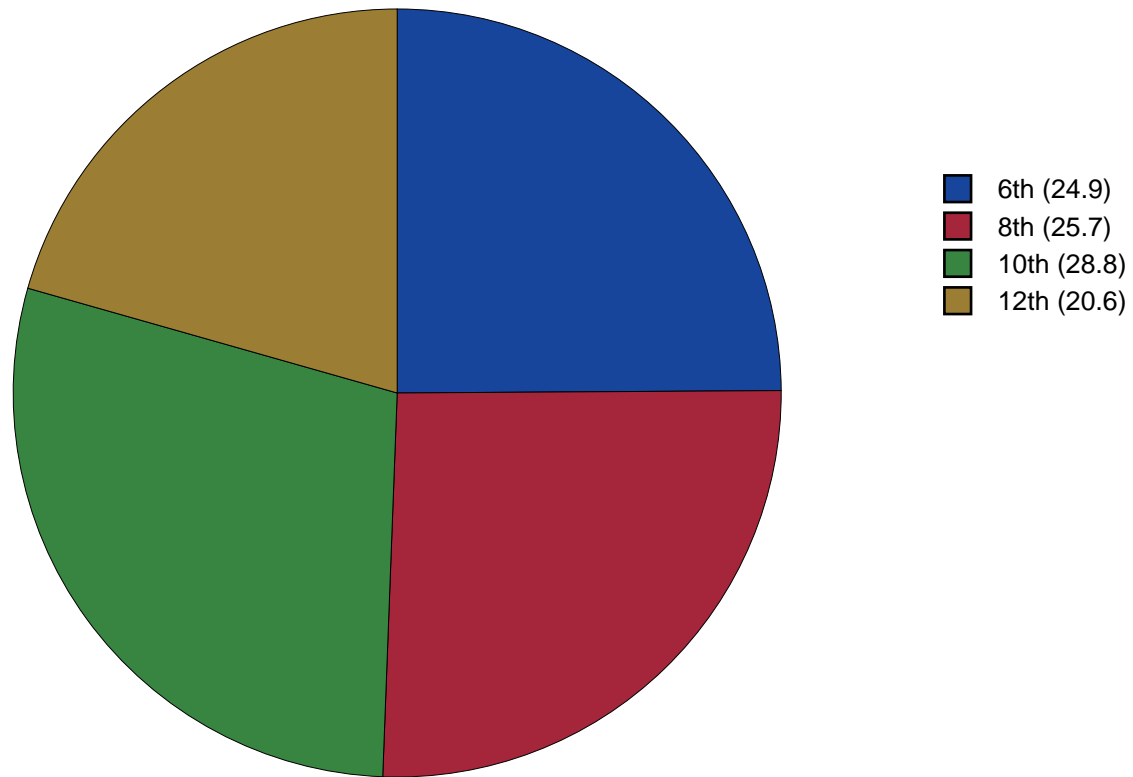


Figure 1: Grade Chart

Gender Chart

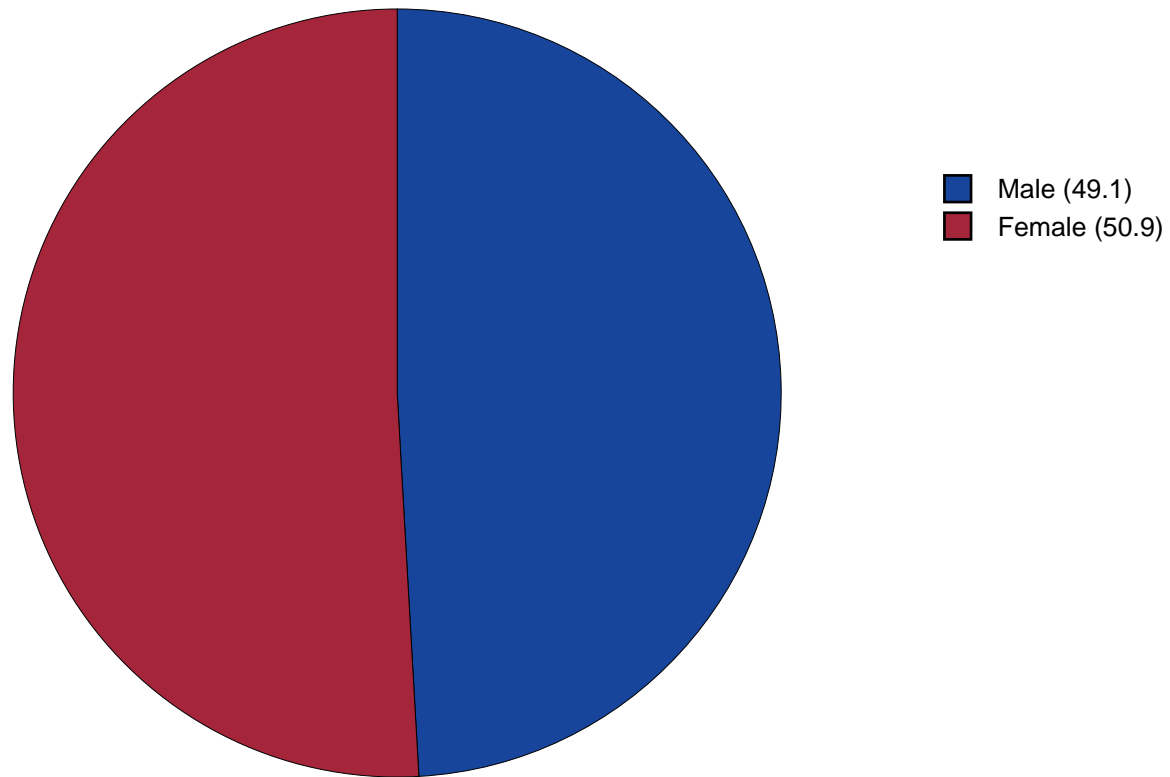


Figure 2: Gender Chart

Age Chart

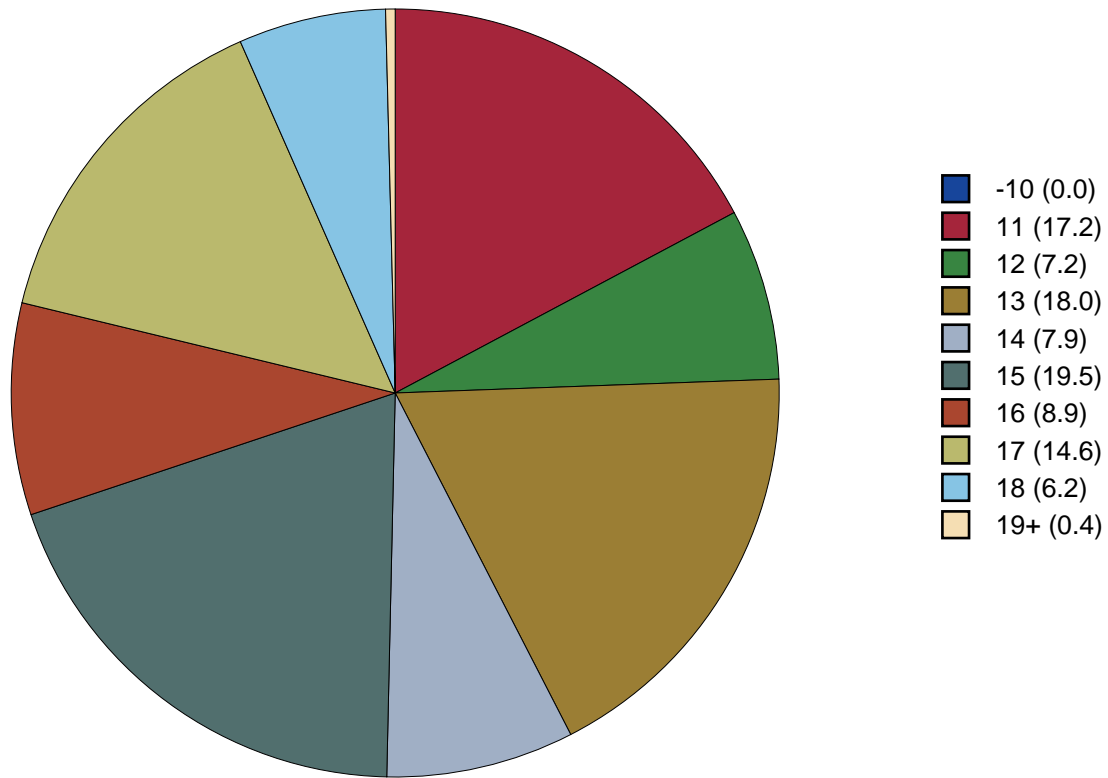


Figure 3: Age Chart

Ethnic Origin Chart

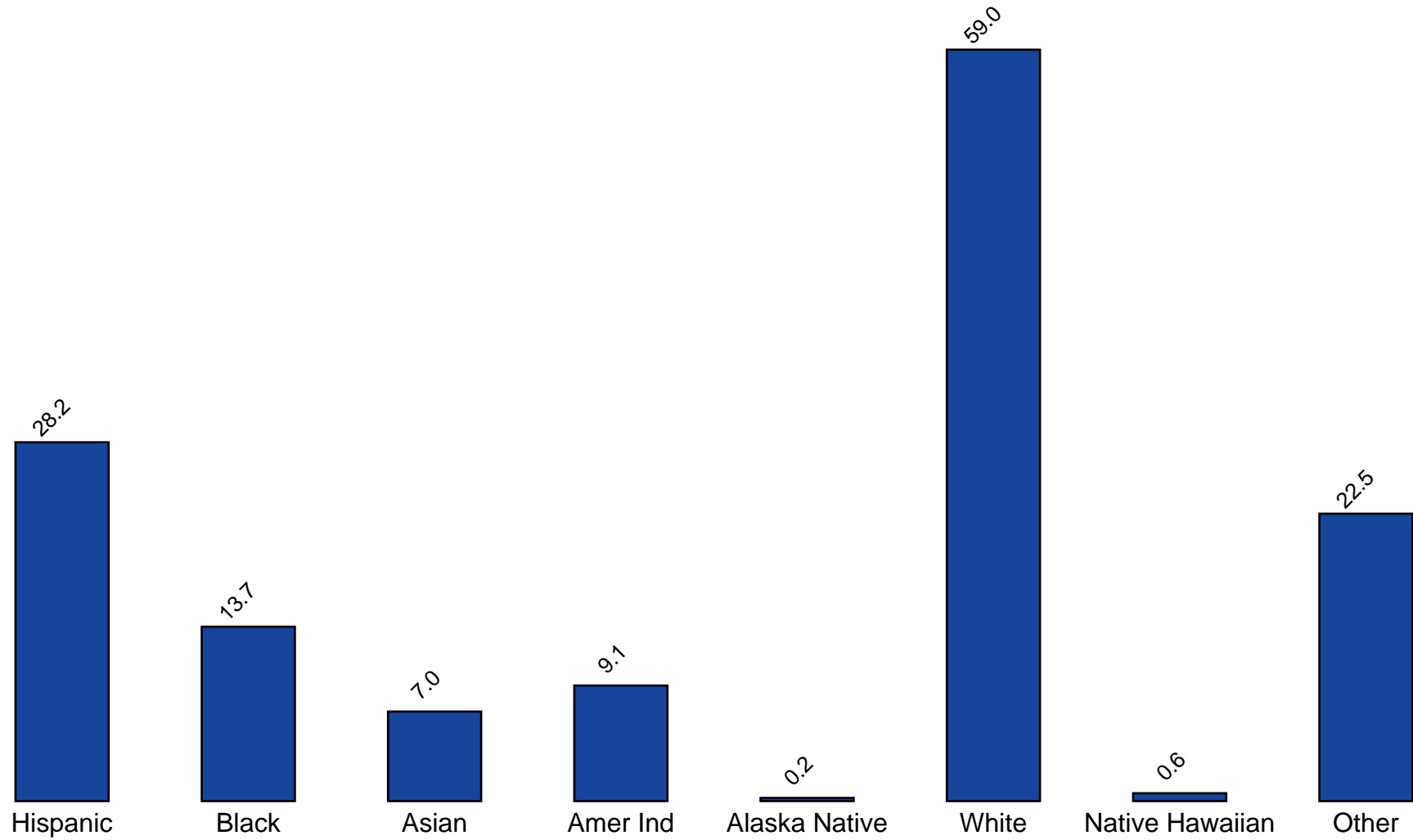


Figure 4: Ethnic Origin Chart

2 PERCENTAGE TABLES

The following tables contain frequency distribution detailing how your students responded to each question on the survey. The tables appear in the same order as the questions on the survey. The tables include breakdowns by grade level as well as overall percentages. The *N of Valid* row is a frequency count of the number of valid responses to each question for each grade and overall. The *N of Miss* row is a frequency count of the number of invalid (marked more than one response) or missing (i.e. did not respond) responses to each question for each grade and overall.

For the questions that allowed more than one response (i.e. race, live with, etc.) each response becomes a separate table. If a student did not mark the response, that was counted as a NO response, and if they did mark the response, that was counted as a YES response. Since a non response is a valid response for these questions, the *N of Miss* will always be zero for these questions.

Table 1: Sex



Response	6	8	10	12	Total	
Male	49.0	49.4	50.8	46.7	49.1	
Female	51.0	50.6	49.2	53.3	50.9	
N of Valid	1005	1039	1169	833	4046	
N of Miss	7	7	5	6	25	

Table 2: Age











Response	6	8	10	12	Total	
10 or younger	0.2	0.0	0.0	0.0	0.0	
11	69.2	0.0	0.0	0.0	17.2	
12	28.5	0.5	0.0	0.0	7.2	
13	2.1	68.3	0.0	0.0	18.0	
14	0.0	30.4	0.5	0.0	7.9	
15	0.0	0.9	66.8	0.0	19.5	
16	0.0	0.0	30.3	0.6	8.9	
17	0.0	0.0	2.0	67.8	14.6	
18	0.0	0.0	0.3	29.7	6.2	
19 or older	0.0	0.0	0.0	1.9	0.4	
N of Valid	1009	1041	1171	838	4059	
N of Miss	3	5	3	1	12	

Table 3: Are you Hispanic or Latino?



Response	6	8	10	12	Total	
No	67.9	71.7	73.1	74.9	71.8	
Yes	32.1	28.3	26.9	25.1	28.2	
N of Valid	968	1023	1159	832	3982	
N of Miss	44	23	15	7	89	

Table 4: What is your race? Black or African American



Response	6	8	10	12	Total	
No	87.0	86.8	86.1	85.2	86.3	
Yes	13.0	13.2	13.9	14.8	13.7	
N of Valid	1012	1046	1174	839	4071	
N of Miss	0	0	0	0	0	

Table 5: What is your race? Asian



Response	6	8	10	12	Total	
No	95.3	92.9	92.8	90.6	93.0	
Yes	4.7	7.1	7.2	9.4	7.0	
N of Valid	1012	1046	1174	839	4071	
N of Miss	0	0	0	0	0	

Table 6: What is your race? American Indian



Response	6	8	10	12	Total	
No	86.9	91.1	92.5	93.4	90.9	
Yes	13.1	8.9	7.5	6.6	9.1	
N of Valid	1012	1046	1174	839	4071	
N of Miss	0	0	0	0	0	

Table 7: What is your race? Alaska Native



Response	6	8	10	12	Total	
No	99.9	99.7	99.7	99.6	99.8	
Yes	0.1	0.3	0.3	0.4	0.2	
N of Valid	1012	1046	1174	839	4071	
N of Miss	0	0	0	0	0	

Table 8: What is your race? White



Response	6	8	10	12	Total	
No	42.4	41.7	39.7	40.5	41.0	
Yes	57.6	58.3	60.3	59.5	59.0	
N of Valid	1012	1046	1174	839	4071	
N of Miss	0	0	0	0	0	

Table 9: What is your race? Native Hawaiian or Other Pacific Islander



Response	6	8	10	12	Total	
No	99.4	98.9	99.7	99.5	99.4	
Yes	0.6	1.1	0.3	0.5	0.6	
N of Valid	1012	1046	1174	839	4071	
N of Miss	0	0	0	0	0	

Table 10: What is your race? Other



Response	6	8	10	12	Total	
No	70.8	77.4	79.9	82.0	77.5	
Yes	29.2	22.6	20.1	18.0	22.5	
N of Valid	1012	1046	1174	839	4071	
N of Miss	0	0	0	0	0	

Table 11: What is the highest level of schooling completed by your mother or father?









Response	6	8	10	12	Total	
Completed grade school or less	3.2	4.3	4.8	6.5	4.6	
Some high school	6.2	8.5	12.4	15.9	10.6	
Completed high school	10.5	13.8	18.0	18.1	15.1	
Some college	10.5	14.2	16.3	17.1	14.5	
Completed college	20.2	21.0	21.8	20.5	20.9	
Graduate or professional school after college	7.5	10.2	12.4	11.9	10.5	
Don't know	40.9	27.2	12.9	8.0	22.4	
Does not apply	0.9	0.7	1.5	2.1	1.3	
N of Valid	978	1018	1156	825	3977	
N of Miss	34	28	18	14	94	

Table 12: Think of where you live most of the time. Which of the following people live there with you? Mother



Response	6	8	10	12	Total	
No	12.5	11.1	14.5	15.1	13.2	
Yes	87.5	88.9	85.5	84.9	86.8	
N of Valid	1012	1046	1174	839	4071	
N of Miss	0	0	0	0	0	

Table 13: Think of where you live most of the time. Which of the following people live there with you? Stepmother



Response	6	8	10	12	Total	
No	96.3	94.9	94.5	95.0	95.2	
Yes	3.7	5.1	5.5	5.0	4.8	
N of Valid	1012	1046	1174	839	4071	
N of Miss	0	0	0	0	0	

Table 14: Think of where you live most of the time. Which of the following people live there with you? Foster Mother



Response	6	8	10	12	Total	
No	99.3	99.7	99.5	99.8	99.6	
Yes	0.7	0.3	0.5	0.2	0.4	
N of Valid	1012	1046	1174	839	4071	
N of Miss	0	0	0	0	0	

Table 15: Think of where you live most of the time. Which of the following people live there with you? Grandmother



Response	6	8	10	12	Total	
No	87.4	89.5	90.1	90.6	89.4	
Yes	12.6	10.5	9.9	9.4	10.6	
N of Valid	1012	1046	1174	839	4071	
N of Miss	0	0	0	0	0	

Table 16: Think of where you live most of the time. Which of the following people live there with you? Aunt



Response	6	8	10	12	Total	
No	95.4	95.5	96.5	95.6	95.8	
Yes	4.6	4.5	3.5	4.4	4.2	
N of Valid	1012	1046	1174	839	4071	
N of Miss	0	0	0	0	0	

Table 17: Think of where you live most of the time. Which of the following people live there with you? Father



Response	6	8	10	12	Total	
No	42.2	44.4	43.8	44.1	43.6	
Yes	57.8	55.6	56.2	55.9	56.4	
N of Valid	1012	1046	1174	839	4071	
N of Miss	0	0	0	0	0	

Table 18: Think of where you live most of the time. Which of the following people live there with you? Stepfather



Response	6	8	10	12	Total	
No	83.1	82.5	85.3	85.7	84.1	
Yes	16.9	17.5	14.7	14.3	15.9	
N of Valid	1012	1046	1174	839	4071	
N of Miss	0	0	0	0	0	

Table 19: Think of where you live most of the time. Which of the following people live there with you? Foster Father



Response	6	8	10	12	Total	
No	99.0	99.9	99.5	99.5	99.5	
Yes	1.0	0.1	0.5	0.5	0.5	
N of Valid	1012	1046	1174	839	4071	
N of Miss	0	0	0	0	0	

Table 20: Think of where you live most of the time. Which of the following people live there with you? Grandfather



Response	6	8	10	12	Total	
No	92.0	94.6	93.9	94.2	93.7	
Yes	8.0	5.4	6.1	5.8	6.3	
N of Valid	1012	1046	1174	839	4071	
N of Miss	0	0	0	0	0	

Table 21: Think of where you live most of the time. Which of the following people live there with you? Uncle



Response	6	8	10	12	Total	
No	95.1	94.3	96.7	96.5	95.6	
Yes	4.9	5.7	3.3	3.5	4.4	
N of Valid	1012	1046	1174	839	4071	
N of Miss	0	0	0	0	0	

Table 22: Think of where you live most of the time. Which of the following people live there with you? Other Adults



Response	6	8	10	12	Total	
No	97.3	98.1	97.7	97.3	97.6	
Yes	2.7	1.9	2.3	2.7	2.4	
N of Valid	1012	1046	1174	839	4071	
N of Miss	0	0	0	0	0	

Table 23: Think of where you live most of the time. Which of the following people live there with you? Brother(s)



Response	6	8	10	12	Total	
No	44.2	46.8	53.0	54.1	49.4	
Yes	55.8	53.2	47.0	45.9	50.6	
N of Valid	1012	1046	1174	839	4071	
N of Miss	0	0	0	0	0	

Table 24: Think of where you live most of the time. Which of the following people live there with you? Stepbrother(s)



Response	6	8	10	12	Total	
No	96.7	94.6	95.6	96.8	95.9	
Yes	3.3	5.4	4.4	3.2	4.1	
N of Valid	1012	1046	1174	839	4071	
N of Miss	0	0	0	0	0	

Table 25: Think of where you live most of the time. Which of the following people live there with you? Sister(s)



Response	6	8	10	12	Total	
No	47.1	50.7	55.4	60.0	53.1	
Yes	52.9	49.3	44.6	40.0	46.9	
N of Valid	1012	1046	1174	839	4071	
N of Miss	0	0	0	0	0	

Table 26: Think of where you live most of the time. Which of the following people live there with you? Stepsister(s)

Response	6	8	10	12	Total	
No	94.6	94.7	96.3	97.4	95.7	
Yes	5.4	5.3	3.7	2.6	4.3	
N of Valid	1012	1046	1174	839	4071	
N of Miss	0	0	0	0	0	

Table 27: Think of where you live most of the time. Which of the following people live there with you? Other Children

Response	6	8	10	12	Total	
No	96.8	95.7	96.3	94.5	95.9	
Yes	3.2	4.3	3.7	5.5	4.1	
N of Valid	1012	1046	1174	839	4071	
N of Miss	0	0	0	0	0	

Table 28: In my school, students have lots of chances to help decide things like class activities and rules.

Response	6	8	10	12	Total	
NO!	11.2	12.6	10.0	13.0	11.6	
no	32.8	33.3	33.8	31.6	33.0	
yes	46.9	47.1	45.6	43.4	45.9	
YES!	9.1	7.0	10.5	12.0	9.6	
N of Valid	1000	1039	1157	832	4028	
N of Miss	12	7	17	7	43	

Table 29: Teachers ask me to work on special classroom projects.

Response	6	8	10	12	Total	
NO!	11.9	8.4	8.1	8.2	9.2	
no	31.2	40.8	41.5	36.5	37.7	
yes	40.1	43.6	42.8	45.7	42.9	
YES!	16.9	7.2	7.5	9.6	10.2	
N of Valid	1001	1030	1158	832	4021	
N of Miss	11	16	16	7	50	

Table 30: My teacher(s) notices when I am doing a good job and lets me know about it.


Response	6	8	10	12	Total	
NO!	3.8	6.0	5.4	7.0	5.5	
no	13.7	26.7	24.4	27.4	23.0	
yes	50.0	48.8	51.9	50.9	50.4	
YES!	32.5	18.4	18.3	14.7	21.1	
N of Valid	1004	1032	1156	831	4023	
N of Miss	8	14	18	8	48	

Table 31: There are lots of chances for students in my school to get involved in sports, clubs, and other school activities outside of class.


Response	6	8	10	12	Total	
NO!	8.3	1.5	3.3	1.6	3.7	
no	16.8	6.2	3.9	4.7	7.9	
yes	39.3	40.3	34.7	42.5	38.9	
YES!	35.7	52.0	58.2	51.3	49.5	
N of Valid	1006	1035	1159	831	4031	
N of Miss	6	11	15	8	40	

Table 32: There are lots of chances for students in my school to talk with a teacher one-on-one.


Response	6	8	10	12	Total	
NO!	2.4	4.4	4.6	3.7	3.8	
no	11.7	18.4	15.7	15.2	15.3	
yes	45.8	51.1	54.0	55.0	51.4	
YES!	40.2	26.1	25.7	26.1	29.5	
N of Valid	1001	1031	1159	831	4022	
N of Miss	11	15	15	8	49	

Table 33: I feel safe at my school.

Response	6	8	10	12	Total	
NO!	2.5	4.7	4.1	4.2	3.9	
no	6.2	11.0	12.1	12.0	10.4	
yes	35.9	56.9	59.8	58.2	52.8	
YES!	55.4	27.3	23.9	25.5	33.0	
N of Valid	1000	1033	1153	830	4016	
N of Miss	12	13	21	9	55	

Table 34: The school lets my parents know when I have done something well.

Response	6	8	10	12	Total	
NO!	9.7	18.6	18.3	24.1	17.4	
no	31.1	43.6	50.4	47.5	43.3	
yes	41.3	29.7	25.0	22.3	29.7	
YES!	17.9	8.1	6.2	6.1	9.6	
N of Valid	1002	1034	1154	825	4015	
N of Miss	10	12	20	14	56	

Table 35: My teachers praise me when I work hard in school.

Response	6	8	10	12	Total	
NO!	9.0	12.3	13.3	13.1	11.9	
no	27.2	39.4	39.8	39.5	36.5	
yes	43.7	39.8	39.0	39.2	40.4	
YES!	20.1	8.5	7.9	8.2	11.2	
N of Valid	993	1023	1152	827	3995	
N of Miss	19	23	22	12	76	

Table 36: Are your school grades better than the grades of most students in your class?

Response	6	8	10	12	Total	
NO!	9.0	6.2	6.3	4.8	6.6	
no	29.9	27.2	29.1	25.1	28.0	
yes	42.0	49.5	51.6	51.3	48.6	
YES!	19.1	17.1	13.0	18.8	16.8	
N of Valid	988	1026	1150	825	3989	
N of Miss	24	20	24	14	82	

Table 37: I have lots of chances to be part of class discussions or activities.

Response	6	8	10	12	Total	
NO!	2.9	2.7	2.2	1.8	2.4	
no	14.1	15.1	12.9	13.5	13.9	
yes	45.6	58.4	62.1	65.1	57.6	
YES!	37.5	23.9	22.9	19.6	26.1	
N of Valid	1009	1035	1158	831	4033	
N of Miss	3	11	16	8	38	

Table 38: Now thinking back over the past year in school, how often did you: enjoy being in school?

Response	6	8	10	12	Total	
Never	4.0	8.0	7.7	9.6	7.3	
Seldom	9.1	12.1	15.2	16.1	13.1	
Sometimes	31.0	36.4	38.4	40.4	36.4	
Often	26.6	29.8	27.7	24.2	27.2	
Almost always	29.4	13.6	11.1	9.6	16.0	
N of Valid	1001	1032	1160	830	4023	
N of Miss	11	14	14	9	48	

Table 39: Now thinking back over the past year in school, how often did you: hate being in school?






Response	6	8	10	12	Total	
Never	21.8	6.8	4.7	5.3	9.6	
Seldom	34.6	28.1	25.9	19.9	27.4	
Sometimes	27.8	36.8	37.7	38.8	35.2	
Often	9.9	17.3	20.3	23.6	17.6	
Almost always	5.9	11.1	11.3	12.4	10.2	
N of Valid	993	1030	1155	828	4006	
N of Miss	19	16	19	11	65	

Table 40: Now thinking back over the past year in school, how often did you: try to do your best work in school?






Response	6	8	10	12	Total	
Never	0.1	0.4	0.6	0.7	0.4	
Seldom	1.0	1.2	2.2	2.3	1.7	
Sometimes	4.9	8.6	16.1	17.8	11.7	
Often	21.4	31.4	37.9	39.5	32.4	
Almost always	72.6	58.4	43.2	39.7	53.7	
N of Valid	997	1029	1156	828	4010	
N of Miss	15	17	18	11	61	

Table 41: How often do you feel that the school work you are assigned is meaningful and important?






Response	6	8	10	12	Total	
Never	2.3	5.2	7.0	8.3	5.6	
Seldom	8.2	17.3	23.3	28.8	19.1	
Sometimes	20.2	30.4	35.2	35.3	30.3	
Often	33.6	30.3	22.0	20.1	26.6	
Almost always	35.7	16.9	12.5	7.5	18.4	
N of Valid	998	1028	1152	827	4005	
N of Miss	14	18	22	12	66	

Table 42: Putting them all together, what were your grades like last year?






Response	6	8	10	12	Total	
Mostly F's	0.2	1.1	1.1	0.5	0.7	
Mostly D's	4.0	2.8	4.1	4.0	3.7	
Mostly C's	16.1	15.2	20.7	19.1	17.8	
Mostly B's	37.9	36.5	34.2	38.1	36.5	
Mostly A's	41.8	44.4	39.9	38.3	41.2	
N of Valid	936	989	1135	817	3877	
N of Miss	76	57	39	22	194	

Table 43: How important do you think the things you are learning in school are going to be for your later life?






Response	6	8	10	12	Total	
Very important	52.3	26.6	18.5	13.2	27.9	
Quite important	26.4	27.9	21.3	19.2	23.9	
Fairly important	14.6	28.0	33.0	34.1	27.3	
Slightly important	5.7	13.1	22.0	25.5	16.4	
Not at all important	1.0	4.3	5.1	8.1	4.5	
N of Valid	1007	1020	1157	828	4012	
N of Miss	5	26	17	11	59	

Table 44: Do your parents care about your skipping or cutting school?



Response	6	8	10	12	Total	
Yes	97.1	96.9	97.2	93.9	96.4	
No	2.9	3.1	2.8	6.1	3.6	
N of Valid	1005	1027	1161	823	4016	
N of Miss	7	19	13	16	55	

Table 45: During the LAST FOUR WEEKS how many whole days of school have you missed because you skipped or 'cut'?








Response	6	8	10	12	Total	
None	79.7	81.8	82.8	78.5	80.9	
1	8.4	7.2	8.5	8.7	8.2	
2	4.4	3.6	3.1	4.5	3.8	
3	3.5	3.4	1.9	3.5	3.0	
4-5	3.0	2.7	1.9	2.4	2.5	
6-10	0.6	1.1	0.7	1.7	1.0	
11 or more	0.3	0.2	1.0	0.7	0.6	
N of Valid	996	1028	1160	827	4011	
N of Miss	16	18	14	12	60	

Table 46: What are the chances you would be seen as cool if you: smoked cigarettes?






Response	6	8	10	12	Total	
No or very little chance	90.9	77.2	67.8	64.2	75.2	
Little chance	5.4	12.2	15.8	16.2	12.4	
Some chance	2.7	5.9	10.2	12.9	7.8	
Pretty good chance	0.7	3.1	3.9	4.1	3.0	
Very good chance	0.2	1.6	2.3	2.5	1.7	
N of Valid	993	1018	1159	827	3997	
N of Miss	19	28	15	12	74	

Table 47: What are the chances you would be seen as cool if you: worked hard at school?






Response	6	8	10	12	Total	
No or very little chance	5.1	9.0	9.4	8.6	8.1	
Little chance	4.7	13.8	15.1	16.2	12.4	
Some chance	16.3	22.1	28.8	28.6	23.9	
Pretty good chance	28.6	29.4	24.8	29.2	27.8	
Very good chance	45.2	25.7	21.8	17.3	27.7	
N of Valid	997	1020	1156	825	3998	
N of Miss	15	26	18	14	73	

Table 48: What are the chances you would be seen as cool if you: began drinking alcoholic beverages regularly, that is, at least once or twice a month?






Response	6	8	10	12	Total	
No or very little chance	88.7	69.6	49.0	41.1	62.5	
Little chance	7.2	13.8	17.9	16.7	14.0	
Some chance	2.5	9.0	14.2	18.8	10.9	
Pretty good chance	1.3	5.6	12.2	14.3	8.3	
Very good chance	0.2	2.0	6.6	9.0	4.3	
N of Valid	994	1018	1160	824	3996	
N of Miss	18	28	14	15	75	

Table 49: What are the chances you would be seen as cool if you: defended someone who was being bullied?






Response	6	8	10	12	Total	
No or very little chance	6.8	9.6	9.0	9.6	8.7	
Little chance	5.7	11.6	14.4	10.7	10.7	
Some chance	13.6	21.7	23.4	24.9	20.8	
Pretty good chance	24.3	26.4	28.6	30.0	27.3	
Very good chance	49.5	30.7	24.7	24.8	32.4	
N of Valid	998	1015	1155	823	3991	
N of Miss	14	31	19	16	80	

Table 50: What are the chances you would be seen as cool if you: smoked marijuana?






Response	6	8	10	12	Total	
No or very little chance	91.3	67.7	48.4	38.8	62.0	
Little chance	3.7	10.8	13.0	13.5	10.2	
Some chance	1.7	7.1	12.3	15.9	9.1	
Pretty good chance	2.1	6.7	13.7	13.3	9.0	
Very good chance	1.1	7.7	12.6	18.4	9.7	
N of Valid	994	1021	1158	824	3997	
N of Miss	18	25	16	15	74	

Table 51: What are the chances you would be seen as cool if you: carried a handgun?






Response	6	8	10	12	Total	
No or very little chance	84.6	79.2	73.4	72.9	77.6	
Little chance	8.7	8.8	12.3	11.7	10.4	
Some chance	2.7	5.9	6.5	8.2	5.7	
Pretty good chance	2.0	3.2	3.6	2.9	3.0	
Very good chance	1.9	2.9	4.2	4.3	3.3	
N of Valid	995	1017	1157	820	3989	
N of Miss	17	29	17	19	82	

Table 52: What are the chances you would be seen as cool if you: used e-cigarettes, e-cigars or e-hookahs?






Response	6	8	10	12	Total	
No or very little chance	90.2	69.0	49.5	43.8	63.4	
Little chance	5.0	11.3	12.6	12.7	10.4	
Some chance	2.4	8.2	12.4	15.8	9.5	
Pretty good chance	1.1	5.8	12.2	13.1	8.0	
Very good chance	1.3	5.7	13.3	14.6	8.6	
N of Valid	995	1015	1158	824	3992	
N of Miss	17	31	16	15	79	

Table 53: What are the chances you would be seen as cool if you: bullied someone or cyber bullied someone?






Response	6	8	10	12	Total	
No or very little chance	87.7	79.8	72.8	75.4	78.8	
Little chance	7.1	11.0	15.4	14.1	11.9	
Some chance	2.9	4.0	7.1	6.1	5.0	
Pretty good chance	1.1	2.5	2.8	3.0	2.3	
Very good chance	1.2	2.7	1.8	1.5	1.8	
N of Valid	999	1020	1159	824	4002	
N of Miss	13	26	15	15	69	

Table 54: Think of your four best friends (the friends you feel closest to). In the past year (12 months), how many of your best friends have: participated in clubs, organizations or activities at school?






Response	6	8	10	12	Total	
0	12.8	10.9	10.2	10.0	11.0	
1	14.3	10.6	9.7	10.2	11.2	
2	19.0	14.9	16.0	16.4	16.6	
3	18.5	16.4	15.9	14.6	16.4	
4	35.4	47.2	48.2	48.7	44.9	
N of Valid	994	1014	1152	821	3981	
N of Miss	18	32	22	18	90	

Table 55: Think of your four best friends (the friends you feel closest to). In the past year (12 months), how many of your best friends have: smoked cigarettes?






Response	6	8	10	12	Total	
0	94.9	79.5	68.8	54.1	75.0	
1	3.7	10.9	14.6	18.8	11.8	
2	0.8	4.7	7.6	13.0	6.3	
3	0.2	2.6	3.5	4.6	2.7	
4	0.4	2.4	5.6	9.5	4.3	
N of Valid	1004	1010	1152	821	3987	
N of Miss	8	36	22	18	84	

Table 56: Think of your four best friends (the friends you feel closest to). In the past year (12 months), how many of your best friends have: tried beer, wine or hard liquor (for example, vodka, whiskey, or gin) when their parents didn't know about it?






Response	6	8	10	12	Total	
0	89.1	65.1	42.9	28.3	57.2	
1	7.4	14.4	16.9	16.9	13.9	
2	1.6	9.4	14.2	14.0	9.8	
3	0.9	5.4	8.5	12.3	6.6	
4	1.1	5.6	17.5	28.5	12.6	
N of Valid	1006	1010	1154	821	3991	
N of Miss	6	36	20	18	80	

Table 57: Think of your four best friends (the friends you feel closest to). In the past year (12 months), how many of your best friends have: used e-cigarettes, e-cigars, or e-hookahs?






Response	6	8	10	12	Total	
0	93.5	76.0	54.5	45.5	68.0	
1	4.6	11.8	16.3	15.4	12.0	
2	1.2	5.1	9.3	11.6	6.6	
3	0.4	3.0	7.7	8.7	4.9	
4	0.3	4.2	12.2	18.8	8.5	
N of Valid	1006	1009	1155	818	3988	
N of Miss	6	37	19	21	83	

Table 58: Think of your four best friends (the friends you feel closest to). In the past year (12 months), how many of your best friends have: used marijuana?






Response	6	8	10	12	Total	
0	95.1	75.6	54.6	39.8	67.1	
1	3.8	10.4	17.3	16.8	12.0	
2	0.4	5.3	10.1	12.6	7.0	
3	0.3	3.1	5.9	8.9	4.4	
4	0.4	5.6	12.1	22.0	9.5	
N of Valid	1003	1002	1153	820	3978	
N of Miss	9	44	21	19	93	

Table 59: Think of your four best friends (the friends you feel closest to). In the past year (12 months), how many of your best friends have: used prescription drugs or non-prescription drugs for the purpose of getting high?






Response	6	8	10	12	Total	
0	96.1	86.8	77.1	65.1	81.9	
1	2.5	6.7	10.1	15.4	8.4	
2	0.9	1.9	5.4	9.0	4.1	
3	0.2	1.8	2.6	3.3	1.9	
4	0.3	2.8	4.8	7.2	3.6	
N of Valid	1005	1009	1154	819	3987	
N of Miss	7	37	20	20	84	

Table 60: Think of your four best friends (the friends you feel closest to). In the past year (12 months), how many of your best friends have: used synthetic marijuana (K2, spice) or bath salts?






Response	6	8	10	12	Total	
0	98.4	94.5	90.8	88.4	93.1	
1	1.4	2.8	4.3	6.1	3.6	
2	0.2	0.9	2.6	2.3	1.5	
3	0.0	1.1	0.8	1.0	0.7	
4	0.0	0.8	1.5	2.2	1.1	
N of Valid	1001	1010	1155	818	3984	
N of Miss	11	36	19	21	87	

Table 61: Think of your four best friends (the friends you feel closest to). In the past year (12 months), how many of your best friends have: used LSD, cocaine, amphetamines, or other illegal drugs?






Response	6	8	10	12	Total	
0	97.5	92.7	88.8	81.6	90.5	
1	1.8	4.6	6.1	10.2	5.5	
2	0.4	1.1	2.1	4.0	1.8	
3	0.2	0.5	1.2	1.2	0.8	
4	0.1	1.2	1.8	2.9	1.5	
N of Valid	1000	1009	1154	820	3983	
N of Miss	12	37	20	19	88	

Table 62: Think of your four best friends (the friends you feel closest to). In the past year (12 months), how many of your best friends have: been bullied?






Response	6	8	10	12	Total	
0	39.2	44.8	52.3	67.2	50.2	
1	27.8	24.2	20.6	15.5	22.3	
2	18.9	15.0	13.6	9.2	14.4	
3	5.2	6.5	5.1	3.4	5.1	
4	9.0	9.6	8.4	4.8	8.1	
N of Valid	990	1005	1150	819	3964	
N of Miss	22	41	24	20	107	

Table 63: Think of your four best friends (the friends you feel closest to). In the past year (12 months), how many of your best friends have: been suspended from school?






Response	6	8	10	12	Total	
0	70.8	66.3	66.4	75.6	69.4	
1	19.1	15.9	16.3	12.2	16.1	
2	6.0	7.2	8.7	6.8	7.2	
3	2.3	4.1	3.3	2.1	3.0	
4	1.8	6.5	5.3	3.3	4.3	
N of Valid	1000	1012	1156	819	3987	
N of Miss	12	34	18	20	84	

Table 64: Think of your four best friends (the friends you feel closest to). In the past year (12 months), how many of your best friends have: carried a handgun?






Response	6	8	10	12	Total	
0	95.9	93.4	92.0	90.6	93.0	
1	2.7	4.1	4.4	4.8	4.0	
2	0.7	1.5	1.4	2.0	1.4	
3	0.3	0.4	0.5	1.3	0.6	
4	0.4	0.7	1.6	1.3	1.0	
N of Valid	1001	1009	1155	819	3984	
N of Miss	11	37	19	20	87	

Table 65: Think of your four best friends (the friends you feel closest to). In the past year (12 months), how many of your best friends have: sold illegal drugs?






Response	6	8	10	12	Total	
0	98.1	90.0	81.4	76.1	86.7	
1	1.6	4.7	8.9	11.8	6.6	
2	0.2	2.2	4.8	5.9	3.2	
3	0.0	1.3	1.9	3.2	1.5	
4	0.1	1.8	3.0	3.1	2.0	
N of Valid	1001	1004	1148	816	3969	
N of Miss	11	42	26	23	102	

Table 66: Think of your four best friends (the friends you feel closest to). In the past year (12 months), how many of your best friends have: regularly attended religious services?






Response	6	8	10	12	Total	
0	24.1	25.1	22.1	25.0	24.0	
1	13.7	12.8	14.7	20.2	15.1	
2	13.2	18.4	23.2	26.1	20.1	
3	13.4	18.3	18.5	13.2	16.1	
4	35.6	25.4	21.5	15.4	24.7	
N of Valid	978	991	1146	816	3931	
N of Miss	34	55	28	23	140	

Table 67: Think of your four best friends (the friends you feel closest to). In the past year (12 months), how many of your best friends have: stolen or tried to steal a motor vehicle such as a car or motorcycle?






Response	6	8	10	12	Total	
0	98.3	94.9	94.2	95.1	95.6	
1	1.7	2.7	3.4	2.8	2.7	
2	0.0	1.1	0.9	1.1	0.8	
3	0.0	0.5	0.5	0.5	0.4	
4	0.0	0.8	1.0	0.5	0.6	
N of Valid	1002	1005	1155	819	3981	
N of Miss	10	41	19	20	90	

Table 68: Think of your four best friends (the friends you feel closest to). In the past year (12 months), how many of your best friends have: been arrested?






Response	6	8	10	12	Total	
0	95.2	82.8	78.2	77.8	83.5	
1	4.4	9.1	11.1	11.0	8.9	
2	0.4	4.4	5.6	6.6	4.2	
3	0.0	2.0	1.7	2.2	1.5	
4	0.0	1.7	3.4	2.4	1.9	
N of Valid	1002	1006	1154	819	3981	
N of Miss	10	40	20	20	90	

Table 69: Think of your four best friends (the friends you feel closest to). In the past year (12 months), how many of your best friends have: dropped out of school?


Response	6	8	10	12	Total	
0	95.6	94.8	90.9	86.0	92.1	
1	3.5	3.3	5.9	8.8	5.2	
2	0.5	0.7	1.7	2.9	1.4	
3	0.2	0.6	0.7	1.3	0.7	
4	0.2	0.6	0.8	1.0	0.6	
N of Valid	1000	1006	1154	819	3979	
N of Miss	12	40	20	20	92	

Table 70: Think of your four best friends (the friends you feel closest to). In the past year (12 months), how many of your best friends have: been members of a gang?


Response	6	8	10	12	Total	
0	93.2	89.1	90.7	90.9	91.0	
1	3.9	4.5	3.5	4.3	4.0	
2	1.3	2.1	2.2	2.3	2.0	
3	0.8	1.4	0.9	0.5	0.9	
4	0.8	3.0	2.8	2.1	2.2	
N of Valid	1002	1006	1154	821	3983	
N of Miss	10	40	20	18	88	

Table 71: How old were you when you first: smoked marijuana?


Response	6	8	10	12	Total	
Never	98.8	89.7	75.3	55.4	80.8	
10 or younger	0.3	0.8	1.2	2.1	1.1	
11	0.7	1.7	1.8	1.1	1.4	
12	0.1	3.0	2.9	2.9	2.2	
13	0.0	4.1	5.2	5.6	3.7	
14	0.0	0.7	6.7	6.2	3.4	
15	0.0	0.0	5.8	8.2	3.3	
16	0.0	0.0	1.0	11.2	2.6	
17 or older	0.1	0.0	0.0	7.3	1.5	
N of Valid	1003	1014	1145	821	3983	
N of Miss	9	32	29	18	88	

Table 72: How old were you when you first: smoked a cigarette, even just a puff?










Response	6	8	10	12	Total	
Never	93.9	83.8	72.4	61.6	78.5	
10 or younger	4.1	5.5	5.9	6.7	5.5	
11	1.6	2.9	2.3	2.2	2.2	
12	0.3	3.7	3.0	3.4	2.6	
13	0.0	3.5	4.3	4.1	3.0	
14	0.0	0.5	6.2	4.0	2.7	
15	0.0	0.0	5.5	5.4	2.7	
16	0.0	0.0	0.5	6.5	1.5	
17 or older	0.1	0.0	0.0	6.1	1.3	
N of Valid	1000	1015	1151	820	3986	
N of Miss	12	31	23	19	85	

Table 73: How old were you when you first: had more than a sip or two of beer, wine or hard liquor (for example, vodka, whiskey, or gin)?










Response	6	8	10	12	Total	
Never	87.0	67.6	49.1	34.1	60.2	
10 or younger	9.4	9.2	7.5	7.4	8.4	
11	3.3	4.3	2.3	1.7	2.9	
12	0.3	8.1	4.2	4.3	4.2	
13	0.0	9.5	8.7	5.1	6.0	
14	0.0	1.4	12.2	8.0	5.5	
15	0.0	0.0	14.1	10.5	6.2	
16	0.0	0.0	1.7	16.9	4.0	
17 or older	0.0	0.0	0.1	12.0	2.5	
N of Valid	1000	1011	1145	822	3978	
N of Miss	12	35	29	17	93	

Table 74: How old were you when you first: began drinking alcoholic beverages regularly, that is, at least once or twice a month?










Response	6	8	10	12	Total	
Never	99.3	93.8	84.8	69.2	87.6	
10 or younger	0.4	0.5	0.5	0.9	0.6	
11	0.2	0.8	0.3	0.1	0.4	
12	0.0	1.5	0.7	1.0	0.8	
13	0.0	2.6	1.5	1.3	1.4	
14	0.0	0.7	4.6	2.9	2.1	
15	0.0	0.1	6.0	5.3	2.8	
16	0.0	0.0	1.4	11.2	2.7	
17 or older	0.1	0.0	0.1	8.1	1.7	
N of Valid	1005	1019	1148	818	3990	
N of Miss	7	27	26	21	81	

Table 75: How old were you when you first: used Daztrex?


Response	6	8	10	12	Total	
Never	100.0	100.0	100.0	100.0	100.0	
10 or younger	0.0	0.0	0.0	0.0	0.0	
11	0.0	0.0	0.0	0.0	0.0	
12	0.0	0.0	0.0	0.0	0.0	
13	0.0	0.0	0.0	0.0	0.0	
14	0.0	0.0	0.0	0.0	0.0	
15	0.0	0.0	0.0	0.0	0.0	
16	0.0	0.0	0.0	0.0	0.0	
17 or older	0.0	0.0	0.0	0.0	0.0	
N of Valid	984	1010	1151	819	3964	
N of Miss	28	36	23	20	107	

Table 76: How old were you when you first: got suspended from school?










Response	6	8	10	12	Total	
Never	89.5	82.9	76.7	80.5	82.3	
10 or younger	7.7	4.2	5.0	3.2	5.1	
11	2.6	4.2	2.1	2.1	2.8	
12	0.2	3.8	2.9	1.7	2.2	
13	0.0	3.4	5.6	3.1	3.1	
14	0.0	1.4	5.4	2.7	2.5	
15	0.0	0.0	2.1	3.1	1.2	
16	0.0	0.0	0.3	2.4	0.6	
17 or older	0.0	0.0	0.0	1.3	0.3	
N of Valid	1001	1018	1148	819	3986	
N of Miss	11	28	26	20	85	

Table 77: How old were you when you first: got arrested?










Response	6	8	10	12	Total	
Never	99.0	96.1	91.7	88.5	94.0	
10 or younger	0.6	0.8	0.3	0.4	0.5	
11	0.0	0.4	0.3	0.0	0.2	
12	0.3	1.4	1.2	0.7	0.9	
13	0.1	1.0	2.4	1.5	1.3	
14	0.0	0.4	2.3	1.1	1.0	
15	0.0	0.0	1.5	2.0	0.8	
16	0.0	0.0	0.4	3.3	0.8	
17 or older	0.0	0.0	0.0	2.6	0.5	
N of Valid	1003	1014	1148	820	3985	
N of Miss	9	32	26	19	86	

Table 78: How old were you when you first: carried a handgun?










Response	6	8	10	12	Total	
Never	95.3	95.6	94.3	93.6	94.7	
10 or younger	3.3	1.4	1.0	1.0	1.7	
11	1.1	0.6	0.3	0.6	0.6	
12	0.2	1.1	0.8	0.7	0.7	
13	0.1	0.9	0.8	0.4	0.6	
14	0.0	0.4	1.0	0.6	0.5	
15	0.0	0.0	1.3	0.7	0.5	
16	0.0	0.0	0.5	1.3	0.4	
17 or older	0.0	0.0	0.1	1.0	0.2	
N of Valid	1003	1008	1148	818	3977	
N of Miss	9	38	26	21	94	

Table 79: How old were you when you first: used e-cigarettes, e-cigars, or e-hookahs?










Response	6	8	10	12	Total	
Never	97.6	85.6	69.5	60.8	78.9	
10 or younger	1.2	1.2	0.3	0.1	0.7	
11	1.1	2.1	0.3	0.1	0.9	
12	0.0	4.2	1.5	0.6	1.6	
13	0.1	5.6	4.0	1.1	2.8	
14	0.0	1.3	11.2	3.3	4.2	
15	0.0	0.1	11.1	9.9	5.3	
16	0.0	0.0	1.8	15.6	3.7	
17 or older	0.0	0.0	0.3	8.4	1.8	
N of Valid	1004	1012	1150	819	3985	
N of Miss	8	34	24	20	86	

Table 80: How old were you when you first: belonged to a gang?










Response	6	8	10	12	Total	
Never	97.5	95.8	96.5	97.2	96.7	
10 or younger	0.9	0.8	0.7	0.4	0.7	
11	1.3	0.4	0.1	0.1	0.5	
12	0.3	1.6	0.6	0.1	0.7	
13	0.0	0.8	0.2	0.2	0.3	
14	0.0	0.7	1.0	0.5	0.6	
15	0.0	0.0	0.8	0.2	0.3	
16	0.0	0.0	0.2	0.7	0.2	
17 or older	0.0	0.0	0.0	0.5	0.1	
N of Valid	1004	1016	1148	820	3988	
N of Miss	8	30	26	19	83	

Table 81: How old were you when you first: used prescription drugs not prescribed to you?










Response	6	8	10	12	Total	
Never	98.4	95.0	88.9	81.1	91.2	
10 or younger	0.8	0.9	0.8	0.6	0.8	
11	0.7	0.8	0.4	0.7	0.7	
12	0.1	0.9	0.7	0.6	0.6	
13	0.0	2.0	1.0	1.3	1.1	
14	0.0	0.4	3.2	3.5	1.8	
15	0.0	0.1	4.4	3.0	1.9	
16	0.0	0.0	0.5	4.5	1.1	
17 or older	0.0	0.0	0.0	4.5	0.9	
N of Valid	1005	1015	1152	822	3994	
N of Miss	7	31	22	17	77	

Table 82: How wrong do you think it is for someone your age to: take a handgun to school?


Response	6	8	10	12	Total	
Very wrong	95.4	87.6	88.6	89.8	90.3	
Wrong	3.3	9.1	8.3	6.8	6.9	
A little bit wrong	1.2	2.3	2.5	2.6	2.1	
Not at all wrong	0.1	1.0	0.6	0.9	0.6	
N of Valid	1010	1022	1155	823	4010	
N of Miss	2	24	19	16	61	

Table 83: How wrong do you think it is for someone your age to: steal anything?


Response	6	8	10	12	Total	
Very wrong	76.3	62.8	57.5	65.2	65.2	
Wrong	20.6	29.1	33.6	26.8	27.8	
A little bit wrong	3.1	6.7	8.1	7.2	6.3	
Not at all wrong	0.0	1.4	0.7	0.7	0.7	
N of Valid	1008	1019	1154	820	4001	
N of Miss	4	27	20	19	70	

Table 84: How wrong do you think it is for someone your age to: pick a fight with someone?


Response	6	8	10	12	Total	
Very wrong	64.0	40.1	40.5	45.9	47.4	
Wrong	26.9	38.0	35.7	31.6	33.2	
A little bit wrong	7.9	17.8	20.5	18.9	16.3	
Not at all wrong	1.2	4.0	3.3	3.5	3.0	
N of Valid	1004	1015	1152	819	3990	
N of Miss	8	31	22	20	81	

Table 85: How wrong do you think it is for someone your age to: attack someone with the idea of seriously hurting them?





Response	6	8	10	12	Total	
Very wrong	91.7	78.2	74.2	76.0	80.0	
Wrong	6.0	15.4	19.9	15.1	14.3	
A little bit wrong	2.0	4.1	4.2	7.4	4.3	
Not at all wrong	0.3	2.3	1.6	1.5	1.4	
N of Valid	1006	1017	1155	822	4000	
N of Miss	6	29	19	17	71	

Table 86: How wrong do you think it is for someone your age to: stay away from school all day when their parents think they are at school?





Response	6	8	10	12	Total	
Very wrong	84.7	67.5	57.0	50.3	65.3	
Wrong	13.0	22.5	29.8	30.6	23.9	
A little bit wrong	2.3	8.2	11.6	15.1	9.1	
Not at all wrong	0.0	1.9	1.6	4.0	1.8	
N of Valid	1006	1018	1151	821	3996	
N of Miss	6	28	23	18	75	

Table 87: How wrong do you think it is for someone your age to: drink beer, wine or hard liquor (for example, vodka, whiskey, or gin) regularly?





Response	6	8	10	12	Total	
Very wrong	93.5	68.3	48.6	38.0	62.8	
Wrong	4.8	19.5	24.7	22.6	17.9	
A little bit wrong	1.6	9.7	21.0	27.4	14.5	
Not at all wrong	0.2	2.5	5.7	12.1	4.8	
N of Valid	1008	1017	1154	819	3998	
N of Miss	4	29	20	20	73	

Table 88: How wrong do you think it is for someone your age to: smoke cigarettes?

Response	6	8	10	12	Total	
Very wrong	93.4	77.6	63.8	49.8	71.9	
Wrong	4.9	15.3	21.3	23.2	16.0	
A little bit wrong	1.4	5.2	11.0	17.5	8.5	
Not at all wrong	0.3	1.9	3.9	9.5	3.6	
N of Valid	1002	1014	1152	819	3987	
N of Miss	10	32	22	20	84	

Table 89: How wrong do you think it is for someone your age to: smoke marijuana?

Response	6	8	10	12	Total	
Very wrong	96.2	75.7	55.0	40.8	67.7	
Wrong	2.1	11.0	18.6	17.7	12.3	
A little bit wrong	1.6	7.7	12.7	20.3	10.2	
Not at all wrong	0.1	5.6	13.7	21.2	9.8	
N of Valid	1006	1017	1150	821	3994	
N of Miss	6	29	24	18	77	

Table 90: How wrong do you think it is for someone your age to: use prescription drugs or non-prescription drugs for the purpose of getting high?

Response	6	8	10	12	Total	
Very wrong	96.7	84.6	75.5	68.0	81.6	
Wrong	2.4	10.7	16.5	19.6	12.1	
A little bit wrong	0.9	3.2	5.7	9.5	4.7	
Not at all wrong	0.0	1.5	2.3	2.8	1.6	
N of Valid	1007	1018	1152	820	3997	
N of Miss	5	28	22	19	74	

Table 91: How wrong do you think it is for someone your age to: use synthetic marijuana (K2, spice) or bath salts?

Response	6	8	10	12	Total	
Very wrong	97.7	88.3	82.3	81.8	87.6	
Wrong	1.6	8.5	12.8	13.8	9.1	
A little bit wrong	0.4	2.2	3.5	2.9	2.3	
Not at all wrong	0.3	1.0	1.5	1.5	1.1	
N of Valid	1003	1018	1152	820	3993	
N of Miss	9	28	22	19	78	

Table 92: How wrong do you think it is for someone your age to: use LSD, cocaine, amphetamines or another illegal drug?

Response	6	8	10	12	Total	
Very wrong	98.5	91.3	84.9	81.6	89.3	
Wrong	0.9	5.9	11.0	12.7	7.5	
A little bit wrong	0.6	1.6	2.9	3.7	2.2	
Not at all wrong	0.0	1.2	1.1	2.1	1.1	
N of Valid	1007	1015	1153	820	3995	
N of Miss	5	31	21	19	76	

Table 93: How wrong do you think it is for someone your age to: use e-cigarettes, e-cigars or e-hookahs?

Response	6	8	10	12	Total	
Very wrong	91.2	69.9	48.3	41.2	63.1	
Wrong	5.8	14.6	16.8	14.7	13.0	
A little bit wrong	2.7	9.9	18.8	20.0	12.7	
Not at all wrong	0.4	5.7	16.1	24.1	11.1	
N of Valid	1006	1015	1152	821	3994	
N of Miss	6	31	22	18	77	

Table 94: At school during the past 12 months, did you receive help from the resource teacher, speech therapist or other special education teacher?



Response	6	8	10	12	Total	
No	70.6	86.1	89.2	90.9	83.9	
Yes	29.4	13.9	10.8	9.1	16.1	
N of Valid	943	902	1032	727	3604	
N of Miss	69	144	142	112	467	

Table 95: How many times in the past year (12 months) have you: been suspended from school?









Response	6	8	10	12	Total	
Never	93.2	88.6	88.4	94.0	90.8	
1 to 2 times	5.7	9.3	9.6	5.1	7.6	
3 to 5 times	0.6	1.2	1.3	0.5	0.9	
6 to 9 times	0.3	0.6	0.3	0.1	0.4	
10 to 19 times	0.0	0.2	0.2	0.1	0.1	
20 to 29 times	0.1	0.1	0.1	0.0	0.1	
30 to 39 times	0.1	0.0	0.0	0.0	0.0	
40+ times	0.0	0.1	0.1	0.1	0.1	
N of Valid	1010	1015	1150	820	3995	
N of Miss	2	31	24	19	76	

Table 96: How many times in the past year (12 months) have you: carried a handgun?









Response	6	8	10	12	Total	
Never	96.0	96.1	95.4	95.3	95.7	
1 to 2 times	2.3	2.3	1.9	1.7	2.1	
3 to 5 times	0.7	0.5	1.2	0.7	0.8	
6 to 9 times	0.4	0.3	0.3	1.1	0.5	
10 to 19 times	0.2	0.3	0.4	0.0	0.3	
20 to 29 times	0.1	0.0	0.1	0.2	0.1	
30 to 39 times	0.0	0.0	0.1	0.0	0.0	
40+ times	0.3	0.6	0.6	0.9	0.6	
N of Valid	1006	1014	1148	817	3985	
N of Miss	6	32	26	22	86	

Table 97: How many times in the past year (12 months) have you: sold illegal drugs?









Response	6	8	10	12	Total	
Never	99.8	97.6	93.3	90.8	95.5	
1 to 2 times	0.2	1.1	2.5	2.8	1.6	
3 to 5 times	0.0	0.5	1.0	1.7	0.8	
6 to 9 times	0.0	0.2	0.8	1.3	0.6	
10 to 19 times	0.0	0.1	0.5	0.7	0.3	
20 to 29 times	0.0	0.1	0.3	0.7	0.3	
30 to 39 times	0.0	0.0	0.3	0.1	0.1	
40+ times	0.0	0.4	1.3	1.7	0.8	
N of Valid	1000	1006	1146	816	3968	
N of Miss	12	40	28	23	103	

Table 98: How many times in the past year (12 months) have you: stolen or tried to steal a motor vehicle such as a car or motorcycle?









Response	6	8	10	12	Total	
Never	99.8	98.2	98.3	98.8	98.7	
1 to 2 times	0.1	1.0	1.1	0.6	0.7	
3 to 5 times	0.1	0.7	0.3	0.4	0.4	
6 to 9 times	0.0	0.0	0.0	0.1	0.0	
10 to 19 times	0.0	0.0	0.1	0.0	0.0	
20 to 29 times	0.0	0.0	0.1	0.0	0.0	
30 to 39 times	0.0	0.1	0.1	0.0	0.1	
40+ times	0.0	0.0	0.1	0.1	0.1	
N of Valid	1007	1012	1149	818	3986	
N of Miss	5	34	25	21	85	

Table 99: How many times in the past year (12 months) have you: participated in clubs, organizations or activities at school?









Response	6	8	10	12	Total	
Never	26.4	27.1	27.6	26.2	26.9	
1 to 2 times	26.4	19.4	15.8	12.8	18.8	
3 to 5 times	17.1	13.6	11.8	10.6	13.4	
6 to 9 times	8.7	8.2	7.5	10.0	8.5	
10 to 19 times	5.9	6.1	8.5	10.2	7.6	
20 to 29 times	2.5	3.2	4.6	3.9	3.6	
30 to 39 times	2.8	1.8	2.6	2.7	2.5	
40+ times	10.2	20.7	21.5	23.5	18.9	
N of Valid	1003	1012	1142	820	3977	
N of Miss	9	34	32	19	94	

Table 100: How many times in the past year (12 months) have you: been arrested?








Response	6	8	10	12	Total	
Never	99.1	96.3	93.5	93.0	95.5	
1 to 2 times	0.8	3.1	5.3	6.2	3.8	
3 to 5 times	0.1	0.3	0.7	0.6	0.4	
6 to 9 times	0.0	0.2	0.2	0.0	0.1	
10 to 19 times	0.0	0.2	0.2	0.0	0.1	
20 to 29 times	0.0	0.0	0.1	0.0	0.0	
30 to 39 times	0.0	0.0	0.0	0.0	0.0	
40+ times	0.0	0.0	0.0	0.1	0.0	
N of Valid	1004	1014	1147	818	3983	
N of Miss	8	32	27	21	88	

Table 101: How many times in the past year (12 months) have you: attacked someone with the idea of seriously hurting them?


Response	6	8	10	12	Total	
Never	93.8	91.6	90.9	91.2	91.9	
1 to 2 times	4.8	5.9	5.6	5.6	5.5	
3 to 5 times	0.8	1.9	2.2	1.2	1.6	
6 to 9 times	0.2	0.4	0.5	1.0	0.5	
10 to 19 times	0.1	0.0	0.4	0.4	0.2	
20 to 29 times	0.0	0.1	0.3	0.2	0.2	
30 to 39 times	0.0	0.0	0.1	0.0	0.0	
40+ times	0.3	0.1	0.1	0.4	0.2	
N of Valid	1007	1017	1150	821	3995	
N of Miss	5	29	24	18	76	

Table 102: How many times in the past year (12 months) have you: been drunk or high at school?


Response	6	8	10	12	Total	
Never	98.8	93.3	88.2	81.8	90.9	
1 to 2 times	0.9	3.6	5.5	7.4	4.2	
3 to 5 times	0.2	0.8	1.8	2.6	1.3	
6 to 9 times	0.0	0.9	2.0	1.8	1.2	
10 to 19 times	0.0	0.6	0.5	2.3	0.8	
20 to 29 times	0.0	0.3	0.4	1.0	0.4	
30 to 39 times	0.0	0.1	0.2	0.2	0.1	
40+ times	0.1	0.5	1.3	2.8	1.1	
N of Valid	1008	1013	1147	819	3987	
N of Miss	4	33	27	20	84	

Table 103: How many times in the past year (12 months) have you: taken a handgun to school?








Response	6	8	10	12	Total	
Never	99.8	99.4	99.4	99.4	99.5	
1 to 2 times	0.1	0.2	0.5	0.1	0.3	
3 to 5 times	0.0	0.0	0.0	0.4	0.1	
6 to 9 times	0.0	0.1	0.0	0.0	0.0	
10 to 19 times	0.1	0.1	0.0	0.0	0.1	
20 to 29 times	0.0	0.1	0.1	0.0	0.1	
30 to 39 times	0.0	0.0	0.0	0.0	0.0	
40+ times	0.0	0.1	0.0	0.1	0.1	
N of Valid	1005	1015	1147	820	3987	
N of Miss	7	31	27	19	84	

Table 104: Are you currently on probation, or assigned a probation officer with Juvenile Court?



Response	6	8	10	12	Total	
No	98.9	96.7	95.1	97.1	96.9	
Yes	1.1	3.3	4.9	2.9	3.1	
N of Valid	945	907	1052	755	3659	
N of Miss	67	139	122	84	412	

Table 105: Have you ever belonged to a gang?






Response	6	8	10	12	Total	
No	95.6	93.7	94.3	96.0	94.8	
No, but would like to	1.1	1.3	0.9	0.9	1.0	
Yes, in the past	1.8	2.6	2.5	1.3	2.1	
Yes, belong now	1.2	2.4	2.1	1.7	1.9	
Yes, but would like to get out	0.3	0.1	0.3	0.1	0.2	
N of Valid	1009	1014	1152	820	3995	
N of Miss	3	32	22	19	76	

Table 106: If you have ever belonged to a gang, did that gang have a name?




Response	6	8	10	12	Total	
No	5.5	7.2	7.3	8.7	7.1	
Yes	2.9	5.0	4.5	3.3	4.0	
I have never belonged to a gang	91.6	87.8	88.2	88.0	88.9	
N of Valid	1000	1004	1143	808	3955	
N of Miss	12	42	31	31	116	

Table 107: You are at a party at someone's house, and one of your friends offers you a drink containing alcohol. What would you say or do?





Response	6	8	10	12	Total	
Drink it	2.1	15.9	29.2	41.9	21.6	
Tell your friend, 'No thanks, I don't drink' and suggest that you and your friend go and do something else	44.7	38.9	33.1	23.6	35.6	
Just say, 'No thanks' and walk away	31.6	28.8	28.8	28.2	29.4	
Make up a good excuse, tell your friend you had something else to do, and leave	21.6	16.3	8.9	6.3	13.4	
N of Valid	997	1004	1141	809	3951	
N of Miss	15	42	33	30	120	

Table 108: How often do you attend religious services or activities?





Response	6	8	10	12	Total	
Never	13.5	13.6	15.4	21.7	15.8	
Rarely	18.8	22.6	23.3	29.9	23.3	
1-2 Times a Month	13.7	15.0	14.0	16.1	14.6	
About Once a Week or More	54.0	48.9	47.4	32.4	46.3	
N of Valid	994	1001	1144	816	3955	
N of Miss	18	45	30	23	116	

Table 109: I think sometimes it's okay to cheat at school.

Response	6	8	10	12	Total	
NO!	73.3	39.7	25.7	21.6	40.4	
no	22.8	41.7	43.8	36.5	36.4	
yes	3.6	16.9	27.4	35.5	20.4	
YES!	0.3	1.8	3.1	6.4	2.7	
N of Valid	1004	1006	1147	816	3973	
N of Miss	8	40	27	23	98	

Table 110: It is important to think before you act.

Response	6	8	10	12	Total	
NO!	1.3	1.8	1.6	1.5	1.5	
no	1.5	3.9	1.8	1.3	2.2	
yes	23.7	36.8	37.6	36.0	33.6	
YES!	73.5	57.5	59.0	61.2	62.7	
N of Valid	1003	1007	1145	815	3970	
N of Miss	9	39	29	24	101	

Table 111: Sometimes I think that life is not worth it.

Response	6	8	10	12	Total	
NO!	58.8	42.0	38.3	40.5	44.8	
no	20.3	24.1	25.7	25.0	23.8	
yes	15.8	22.6	25.1	25.7	22.2	
YES!	5.1	11.3	11.0	8.7	9.1	
N of Valid	989	996	1141	812	3938	
N of Miss	23	50	33	27	133	

Table 112: At times I think I am no good at all.

Response	6	8	10	12	Total	
NO!	36.0	28.6	25.4	24.5	28.7	
no	23.1	26.2	23.5	25.9	24.6	
yes	28.9	30.0	35.2	35.8	32.4	
YES!	12.1	15.2	15.9	13.8	14.3	
N of Valid	1004	993	1137	812	3946	
N of Miss	8	53	37	27	125	

Table 113: All in all, I am inclined to think that I am a failure.

Response	6	8	10	12	Total	
NO!	52.3	40.0	36.4	36.2	41.3	
no	24.5	33.5	35.4	38.5	32.8	
yes	16.2	17.8	18.6	17.2	17.5	
YES!	7.0	8.6	9.6	8.1	8.4	
N of Valid	995	999	1136	814	3944	
N of Miss	17	47	38	25	127	

Table 114: In the past year, have you felt depressed or sad MOST days, even if you felt okay sometimes?

Response	6	8	10	12	Total	
NO!	36.9	30.4	26.6	26.9	30.2	
no	21.4	21.8	25.2	27.4	23.8	
yes	28.1	27.5	27.6	28.5	27.9	
YES!	13.7	20.3	20.6	17.2	18.1	
N of Valid	1001	1000	1143	814	3958	
N of Miss	11	46	31	25	113	

Table 115: It is all right to beat up people if they start the fight.





Response	6	8	10	12	Total	
NO!	59.6	33.5	28.1	28.3	37.5	
no	18.9	25.9	24.9	25.7	23.8	
yes	12.5	22.5	27.4	26.9	22.3	
YES!	9.0	18.1	19.7	19.1	16.5	
N of Valid	1004	998	1137	810	3949	
N of Miss	8	48	37	29	122	

Table 116: I think it is okay to take something without asking if you can get away with it.





Response	6	8	10	12	Total	
NO!	84.8	63.0	56.2	57.1	65.3	
no	13.3	31.7	37.7	36.7	29.8	
yes	1.6	4.3	5.2	5.5	4.1	
YES!	0.3	1.0	1.0	0.7	0.8	
N of Valid	1005	1000	1138	813	3956	
N of Miss	7	46	36	26	115	

Table 117: Where do you get the most information about living a drug and alcohol free life? Parents/guardians





Response	6	8	10	12	Total	
All the time	51.6	50.7	49.2	46.2	49.5	
Most	21.1	22.3	24.1	24.4	23.0	
Some	11.1	12.7	15.8	15.8	13.8	
Very little	16.2	14.3	10.9	13.6	13.7	
N of Valid	973	980	1133	808	3894	
N of Miss	39	66	41	31	177	

Table 118: Where do you get the most information about living a drug and alcohol free life? Friends

Response	6	8	10	12	Total	
All the time	18.7	13.9	11.5	11.1	13.8	
Most	14.5	16.6	16.1	15.4	15.7	
Some	23.1	26.2	29.9	28.4	27.0	
Very little	43.7	43.3	42.4	45.1	43.5	
N of Valid	949	975	1127	805	3856	
N of Miss	63	71	47	34	215	

Table 119: Where do you get the most information about living a drug and alcohol free life? Family members

Response	6	8	10	12	Total	
All the time	45.2	41.0	37.7	30.8	39.0	
Most	21.5	21.6	24.6	23.7	22.9	
Some	14.4	19.4	21.4	23.5	19.6	
Very little	18.8	18.0	16.2	22.0	18.5	
N of Valid	966	976	1124	809	3875	
N of Miss	46	70	50	30	196	

Table 120: Where do you get the most information about living a drug and alcohol free life? School

Response	6	8	10	12	Total	
All the time	56.1	49.3	41.6	35.4	45.9	
Most	19.7	22.2	26.4	25.9	23.6	
Some	11.9	15.5	21.5	22.1	17.7	
Very little	12.3	13.0	10.4	16.6	12.8	
N of Valid	972	980	1131	806	3889	
N of Miss	40	66	43	33	182	

Table 121: Where do you get the most information about living a drug and alcohol free life? Internet





Response	6	8	10	12	Total	
All the time	18.3	16.8	10.5	12.5	14.4	
Most	13.7	13.8	13.6	14.7	13.9	
Some	22.6	27.1	30.3	27.0	26.9	
Very little	45.5	42.3	45.6	45.7	44.8	
N of Valid	952	971	1119	807	3849	
N of Miss	60	75	55	32	222	

Table 122: Where do you get the most information about living a drug and alcohol free life? TV





Response	6	8	10	12	Total	
All the time	25.4	19.8	13.4	12.9	17.9	
Most	15.6	15.8	13.6	15.9	15.1	
Some	24.3	27.8	34.0	30.6	29.3	
Very little	34.8	36.6	38.9	40.6	37.7	
N of Valid	958	972	1125	805	3860	
N of Miss	54	74	49	34	211	

Table 123: Where do you get the most information about living a drug and alcohol free life? Social media





Response	6	8	10	12	Total	
All the time	16.9	15.5	11.5	10.4	13.6	
Most	10.4	11.0	10.7	11.5	10.9	
Some	19.4	27.1	27.5	26.0	25.1	
Very little	53.4	46.4	50.3	52.2	50.5	
N of Valid	937	961	1091	801	3790	
N of Miss	75	85	83	38	281	

Table 124: How much do you think people risk harming themselves (physically or in other ways) if they: smoked one or more packs of cigarettes per day?





Response	6	8	10	12	Total	
No risk	11.7	9.6	5.0	4.4	7.8	
Slight risk	5.9	8.2	7.2	8.5	7.4	
Moderate risk	14.4	18.4	19.2	16.9	17.3	
Great risk	68.0	63.9	68.6	70.2	67.6	
N of Valid	996	991	1132	800	3919	
N of Miss	16	55	42	39	152	

Table 125: How much do you think people risk harming themselves (physically or in other ways) if they: try marijuana once or twice?





Response	6	8	10	12	Total	
No risk	13.5	21.0	31.7	46.2	27.3	
Slight risk	21.1	27.9	30.6	27.1	26.8	
Moderate risk	24.3	21.4	18.5	11.2	19.2	
Great risk	41.0	29.8	19.2	15.5	26.7	
N of Valid	994	988	1129	801	3912	
N of Miss	18	58	45	38	159	

Table 126: How much do you think people risk harming themselves (physically or in other ways) if they: smoke marijuana once or twice a week?





Response	6	8	10	12	Total	
No risk	13.0	17.3	21.9	31.9	20.5	
Slight risk	6.9	14.3	20.7	25.0	16.5	
Moderate risk	19.8	24.4	24.5	19.5	22.3	
Great risk	60.3	43.9	32.9	23.5	40.7	
N of Valid	985	970	1121	795	3871	
N of Miss	27	76	53	44	200	

Table 127: How much do you think people risk harming themselves (physically or in other ways) if they: take one or two drinks of an alcoholic beverage (beer, wine, liquor) nearly every day?

Response	6	8	10	12	Total
No risk	12.2	11.2	8.1	9.9	10.3
Slight risk	12.4	17.3	19.8	21.7	17.7
Moderate risk	22.4	28.2	29.7	30.5	27.6
Great risk	53.1	43.2	42.4	38.0	44.4
N of Valid	993	988	1131	801	3913
N of Miss	19	58	43	38	158

Table 128: How much do you think people risk harming themselves (physically or in other ways) if they: have five or more drinks of an alcoholic beverage once or twice a weekend?

Response	6	8	10	12	Total
No risk	12.5	10.6	6.7	7.1	9.2
Slight risk	8.1	10.6	11.6	16.5	11.4
Moderate risk	21.2	24.6	27.2	29.6	25.5
Great risk	58.2	54.2	54.5	46.8	53.8
N of Valid	991	982	1131	801	3905
N of Miss	21	64	43	38	166

Table 129: How much do you think people risk harming themselves (physically or in other ways) if they: use prescription drugs that are not prescribed to them?

Response	6	8	10	12	Total
No risk	11.5	9.0	4.6	4.2	7.4
Slight risk	4.1	6.7	8.5	7.7	6.8
Moderate risk	12.8	21.1	22.1	22.7	19.6
Great risk	71.5	63.2	64.8	65.3	66.2
N of Valid	991	982	1132	801	3906
N of Miss	21	64	42	38	165

Table 130: How much do you think people risk harming themselves (physically or in other ways) if they: use non-prescription drugs to get high?


Response	6	8	10	12	Total	
No risk	11.2	9.6	4.8	4.3	7.5	
Slight risk	3.0	6.2	7.4	7.9	6.1	
Moderate risk	10.5	16.4	20.8	21.0	17.1	
Great risk	75.3	67.8	67.1	66.8	69.3	
N of Valid	992	982	1129	799	3902	
N of Miss	20	64	45	40	169	

Table 131: How much do you think people risk harming themselves (physically or in other ways) if they: use e-cigarettes, e-cigars, or e-hookahs?


Response	6	8	10	12	Total	
No risk	14.3	20.5	24.7	29.3	22.0	
Slight risk	15.9	24.4	32.0	31.0	25.8	
Moderate risk	20.4	21.0	19.2	18.5	19.8	
Great risk	49.4	34.1	24.1	21.2	32.4	
N of Valid	986	980	1132	799	3897	
N of Miss	26	66	42	40	174	

Table 132: Have you ever used smokeless tobacco (chew, snuff, plug, dipping tobacco, or chewing tobacco)?


Response	6	8	10	12	Total	
Never	97.1	92.5	85.6	82.6	89.6	
Once or Twice	2.2	5.5	8.5	9.4	6.3	
Once in a while but not regularly	0.4	0.9	2.0	2.0	1.3	
Regularly in the past	0.1	0.7	1.8	3.0	1.3	
Regularly now	0.2	0.4	2.1	3.0	1.4	
N of Valid	1000	990	1136	805	3931	
N of Miss	12	56	38	34	140	

Table 133: How often have you used smokeless tobacco during the past 30 days?







Response	6	8	10	12	Total	
Not at all	99.2	97.9	94.3	93.6	96.3	
Once or twice	0.7	1.7	2.9	1.5	1.8	
Once or twice per week	0.1	0.1	0.4	0.6	0.3	
Three to five times per week	0.0	0.1	0.2	0.9	0.3	
About once a day	0.0	0.0	0.2	1.0	0.3	
More than once a day	0.0	0.2	1.9	2.4	1.1	
N of Valid	1001	989	1131	803	3924	
N of Miss	11	57	43	36	147	

Table 134: Have you ever smoked cigarettes?






Response	6	8	10	12	Total	
Never	94.1	85.2	74.1	64.9	80.1	
Once or Twice	4.9	10.3	15.5	16.6	11.7	
Once in a while but not regularly	0.3	2.1	5.0	9.2	4.0	
Regularly in the past	0.6	1.6	2.2	3.6	1.9	
Regularly now	0.1	0.7	3.2	5.7	2.3	
N of Valid	1001	988	1132	803	3924	
N of Miss	11	58	42	36	147	

Table 135: How frequently have you smoked cigarettes during the past 30 days?








Response	6	8	10	12	Total	
Not at all	99.3	96.6	92.2	85.2	93.7	
Less than one cigarette per day	0.6	2.7	3.7	7.9	3.5	
One to five cigarettes per day	0.1	0.5	2.2	4.9	1.8	
About one-half pack per day	0.0	0.1	1.3	1.0	0.6	
About one pack per day	0.0	0.1	0.4	0.8	0.3	
About one and one-half packs per day	0.0	0.0	0.0	0.2	0.1	
Two packs or more per day	0.0	0.0	0.1	0.0	0.0	
N of Valid	1002	986	1128	800	3916	
N of Miss	10	60	46	39	155	

Table 136: Which statement best describes rules about smoking inside your home or your family cars?






Response	6	8	10	12	Total	
Smoking is not allowed anywhere inside your home or cars	70.7	68.8	69.2	73.5	70.4	
Smoking is allowed in some places and at some times or in some cars	9.1	10.8	9.7	8.6	9.6	
Smoking is allowed anywhere inside the home or cars	1.9	3.4	2.8	3.5	2.8	
There are no rules about smoking inside the home or cars	2.0	3.9	5.7	5.5	4.3	
I don't know	16.2	13.1	12.7	8.9	12.9	
N of Valid	991	981	1125	799	3896	
N of Miss	21	65	49	40	175	

Table 137: Have you ever used e-cigarettes, e-cigars, or e-hookahs?






Response	6	8	10	12	Total	
Never	95.4	81.9	65.0	54.0	74.8	
Once or Twice	3.5	10.7	14.2	17.2	11.2	
Once in a while but not regularly	0.6	3.6	10.4	14.2	7.0	
Regularly in the past	0.4	1.6	5.6	7.5	3.7	
Regularly now	0.1	2.3	4.8	7.0	3.4	
N of Valid	999	976	1125	796	3896	
N of Miss	13	70	49	43	175	

Table 138: How frequently have you used e-cigarettes, e-cigars, or e-hookahs?








Response	6	8	10	12	Total	
Not at all	98.7	91.6	81.1	75.2	87.0	
Less than 10 puffs per day	1.0	5.8	10.5	12.1	7.2	
10 to 50 puffs per day	0.0	1.6	5.7	7.5	3.6	
About one-half cartomiser per day	0.1	0.5	0.9	1.9	0.8	
About one cartomiser per day	0.2	0.2	0.6	1.5	0.6	
About one and one-half cartomisers per day	0.0	0.2	0.4	0.9	0.3	
Two cartomisers or more per day	0.0	0.1	0.8	0.9	0.4	
N of Valid	994	971	1114	795	3874	
N of Miss	18	75	60	44	197	

Table 139: During this school year, were you taught in any of your classes about the dangers of tobacco use?






Response	6	8	10	12	Total	
Never	21.7	27.1	38.8	46.4	33.0	
Rarely	14.1	20.4	21.4	22.7	19.6	
Sometimes	24.4	25.4	20.6	18.0	22.2	
Often	22.6	16.4	12.5	9.5	15.4	
Almost always	17.3	10.6	6.7	3.4	9.7	
N of Valid	988	969	1120	796	3873	
N of Miss	24	77	54	43	198	

Table 140: During the past 12 months, have you participated in any community activities to discourage people your age from using cigarettes, chewing tobacco, snuff, dip or cigars, e-cigarettes, e-cigars, or e-hookahs?






Response	6	8	10	12	Total	
Never	69.5	70.5	72.4	78.2	72.4	
Rarely	13.1	12.2	12.9	9.7	12.1	
Sometimes	9.1	10.3	8.7	7.8	9.0	
Often	4.0	4.6	3.9	2.8	3.9	
Almost always	4.4	2.4	2.1	1.5	2.6	
N of Valid	979	960	1118	795	3852	
N of Miss	33	86	56	44	219	

Table 141: Think back over the last two weeks. How many times have you had five or more alcoholic drinks in a row?







Response	6	8	10	12	Total	
None	97.9	93.0	87.1	79.2	89.7	
Once	1.5	3.1	5.1	6.9	4.1	
Twice	0.4	1.7	3.3	7.3	3.0	
3-5 times	0.2	1.4	2.3	3.6	1.8	
6-9 times	0.0	0.4	1.0	1.3	0.6	
10 or more times	0.0	0.4	1.2	1.8	0.8	
N of Valid	978	966	1120	797	3861	
N of Miss	34	80	54	42	210	

Table 142: During the past 30 days, how many times did you ride in a car or other vehicle driven by someone who had been drinking alcohol or using drugs to get high?






Response	6	8	10	12	Total	
0 times	89.5	88.0	82.3	77.4	84.5	
1 time	6.0	6.1	6.9	7.4	6.6	
2 or 3 times	1.8	3.3	5.8	9.0	4.8	
4 or 5 times	0.6	0.7	2.3	1.8	1.4	
6 or more times	2.2	1.9	2.6	4.4	2.7	
N of Valid	967	964	1116	792	3839	
N of Miss	45	82	58	47	232	

Table 143: During the past 30 days, how many times did you drive a car or other vehicle when you had been drinking alcohol or using drugs to get high?







Response	6	8	10	12	Total	
I did not drive a car in the past 30 days	56.5	60.1	46.6	23.8	47.6	
0 times	43.0	37.6	49.6	64.4	48.1	
1 time	0.4	1.2	1.6	3.2	1.5	
2 or 3 times	0.1	0.8	1.2	4.1	1.4	
4 or 5 times	0.0	0.1	0.5	1.0	0.4	
6 or more times	0.0	0.2	0.5	3.5	1.0	
N of Valid	928	927	1108	790	3753	
N of Miss	84	119	66	49	318	

Table 144: If you drank alcohol (not just a sip or taste) in the past year, how did you usually get it?













Response	6	8	10	12	Total	
I did not drink alcohol in the past year	93.6	85.4	66.7	49.7	74.7	
I bought it myself with a fake ID	0.0	0.0	0.4	0.6	0.2	
I bought it myself without a fake ID	0.0	0.0	0.2	1.4	0.3	
I got it from someone I know age 21 or older	1.0	2.2	10.3	22.6	8.5	
I got it from someone I know under age 21	0.2	1.9	6.1	7.7	3.9	
I got it from my brother or sister	0.4	0.7	1.2	1.2	0.9	
I got it from home with my parents' permission	0.7	2.4	3.2	5.1	2.8	
I got it from home without my parents' permission	0.6	3.0	3.5	1.9	2.3	
I got it from another relative	0.4	1.3	1.9	2.6	1.5	
A stranger bought it for me	0.0	0.2	0.7	0.9	0.4	
I took it from a store or shop	0.1	0.3	0.1	0.5	0.2	
Other	2.9	2.5	5.7	5.8	4.2	
N of Valid	962	948	1103	779	3792	
N of Miss	50	98	71	60	279	

Table 145: If you drank alcohol (not just a sip or taste) in the past year, where did you usually drink it?











Response	6	8	10	12	Total	
I did not drink alcohol in the past year	95.4	86.8	67.0	50.2	75.8	
At my home	1.7	5.6	10.4	12.5	7.4	
At someone else's home	1.6	5.1	18.1	31.5	13.4	
At an open area like a park, beach, field, back road, woods, or a street corner	0.5	1.2	2.2	1.8	1.4	
At a sporting event or concert	0.1	0.4	0.2	0.8	0.3	
At a restaurant, bar, or a nightclub	0.3	0.0	0.7	0.4	0.4	
At an empty building or a construction site	0.1	0.2	0.1	0.5	0.2	
At a hotel/motel	0.1	0.0	0.5	1.2	0.4	
An a car	0.2	0.2	0.5	0.9	0.5	
At school	0.0	0.4	0.3	0.3	0.2	
N of Valid	960	939	1091	771	3761	
N of Miss	52	107	83	68	310	

Table 146: How do you feel about someone your age having one or two drinks of an alcoholic beverage nearly every day?





Response	6	8	10	12	Total	
Neither approve nor disapprove	18.4	25.5	29.2	30.0	25.7	
Somewhat disapprove	5.8	14.5	20.5	26.6	16.5	
Strongly disapprove	61.4	47.6	41.7	36.0	47.0	
Don't know or can't say	14.4	12.4	8.6	7.4	10.8	
N of Valid	963	943	1106	783	3795	
N of Miss	49	103	68	56	276	

Table 147: On how many occasions have you had alcoholic beverages (beer, wine or hard liquor) to drink in your lifetime - more than just a few sips?








Response	6	8	10	12	Total	
0	93.5	76.3	57.9	41.6	68.2	
1-2	5.0	11.7	13.3	12.6	10.6	
3-5	0.5	5.3	10.0	10.1	6.4	
6-9	0.5	3.1	6.3	7.4	4.3	
10-19	0.4	1.9	5.4	10.6	4.3	
20-39	0.1	0.9	2.8	6.4	2.4	
40	0.0	0.8	4.4	11.3	3.8	
N of Valid	984	971	1124	794	3873	
N of Miss	28	75	50	45	198	

Table 148: On how many occasions have you drunk one of more drinks of an alcoholic beverage during the past 30 days?








Response	6	8	10	12	Total	
0	98.8	92.2	81.6	71.3	86.5	
1-2	1.0	5.4	10.3	13.7	7.4	
3-5	0.1	1.4	4.4	7.6	3.2	
6-9	0.1	0.8	2.0	4.2	1.7	
10-19	0.0	0.0	0.9	2.3	0.7	
20-39	0.0	0.1	0.4	0.5	0.3	
40	0.0	0.1	0.3	0.5	0.2	
N of Valid	981	969	1122	790	3862	
N of Miss	31	77	52	49	209	

Table 149: On how many occasions have you used marijuana (grass, pot) or hashish (hash, hash oil) in your lifetime?


Response	6	8	10	12	Total	
0	98.7	90.2	76.1	60.2	82.1	
1-2	0.6	3.6	7.0	6.4	4.4	
3-5	0.5	2.3	3.8	5.7	3.0	
6-9	0.0	0.7	2.4	4.5	1.8	
10-19	0.2	1.1	1.3	3.8	1.5	
20-39	0.0	0.7	2.1	3.7	1.5	
40	0.0	1.3	7.3	15.8	5.7	
N of Valid	982	965	1116	786	3849	
N of Miss	30	81	58	53	222	

Table 150: On how many occasions have you used marijuana (grass, pot) or hashish (hash, hash oil) during the past 30 days?


Response	6	8	10	12	Total	
0	99.8	94.7	87.8	77.0	90.4	
1-2	0.2	2.4	3.9	7.0	3.2	
3-5	0.0	1.2	2.1	4.7	1.9	
6-9	0.0	0.8	1.5	1.6	1.0	
10-19	0.0	0.2	1.4	3.9	1.3	
20-39	0.0	0.5	0.8	1.1	0.6	
40	0.0	0.1	2.4	4.6	1.7	
N of Valid	982	968	1117	788	3855	
N of Miss	30	78	57	51	216	

Table 151: On how many occasions have you used LSD or other psychedelics in your lifetime?


Response	6	8	10	12	Total	
0	99.9	99.6	98.1	93.7	98.0	
1-2	0.1	0.2	1.2	3.7	1.2	
3-5	0.0	0.2	0.4	1.0	0.4	
6-9	0.0	0.0	0.1	0.6	0.2	
10-19	0.0	0.0	0.1	0.5	0.1	
20-39	0.0	0.0	0.0	0.0	0.0	
40	0.0	0.0	0.1	0.5	0.1	
N of Valid	974	966	1121	791	3852	
N of Miss	38	80	53	48	219	

Table 152: On how many occasions have you used LSD or other psychedelics during the past 30 days?


Response	6	8	10	12	Total	
0	100.0	99.8	99.4	98.0	99.4	
1-2	0.0	0.2	0.5	1.3	0.5	
3-5	0.0	0.0	0.0	0.3	0.1	
6-9	0.0	0.0	0.0	0.3	0.1	
10-19	0.0	0.0	0.0	0.3	0.1	
20-39	0.0	0.0	0.0	0.0	0.0	
40	0.0	0.0	0.1	0.0	0.0	
N of Valid	975	968	1120	793	3856	
N of Miss	37	78	54	46	215	

Table 153: On how many occasions have you used cocaine or crack in your lifetime?


Response	6	8	10	12	Total	
0	99.6	99.1	97.9	95.9	98.2	
1-2	0.3	0.7	1.7	2.5	1.3	
3-5	0.0	0.0	0.1	0.5	0.1	
6-9	0.0	0.1	0.0	0.4	0.1	
10-19	0.1	0.1	0.2	0.1	0.1	
20-39	0.0	0.0	0.1	0.0	0.0	
40	0.0	0.0	0.1	0.5	0.1	
N of Valid	981	972	1120	790	3863	
N of Miss	31	74	54	49	208	

Table 154: On how many occasions have you used cocaine or crack during the past 30 days?


Response	6	8	10	12	Total	
0	99.8	99.7	99.6	99.2	99.6	
1-2	0.2	0.3	0.2	0.8	0.3	
3-5	0.0	0.0	0.1	0.0	0.0	
6-9	0.0	0.0	0.0	0.0	0.0	
10-19	0.0	0.0	0.0	0.0	0.0	
20-39	0.0	0.0	0.0	0.0	0.0	
40	0.0	0.0	0.1	0.0	0.0	
N of Valid	981	966	1118	789	3854	
N of Miss	31	80	56	50	217	

Table 155: On how many occasions have you sniffed glue, breathed the contents of an aerosol spray can, or inhaled other gases or sprays, in order to get high in your lifetime?








Response	6	8	10	12	Total	
0	97.1	93.7	94.3	94.9	95.0	
1-2	1.7	3.9	3.6	2.2	2.9	
3-5	0.5	1.7	1.1	1.4	1.1	
6-9	0.4	0.4	0.5	0.6	0.5	
10-19	0.1	0.1	0.4	0.4	0.2	
20-39	0.0	0.2	0.1	0.1	0.1	
40	0.1	0.0	0.1	0.4	0.1	
N of Valid	981	965	1119	789	3854	
N of Miss	31	81	55	50	217	

Table 156: On how many occasions have you sniffed glue, breathed the contents of an aerosol spray can, or inhaled other gases or sprays, in order to get high during the past 30 days?






Response	6	8	10	12	Total	
0	98.6	96.9	98.1	99.1	98.1	
1-2	0.8	2.6	1.5	0.8	1.5	
3-5	0.4	0.3	0.3	0.0	0.3	
6-9	0.1	0.1	0.1	0.0	0.1	
10-19	0.1	0.1	0.0	0.1	0.1	
20-39	0.0	0.0	0.0	0.0	0.0	
40	0.0	0.0	0.0	0.0	0.0	
N of Valid	981	962	1118	787	3848	
N of Miss	31	84	56	52	223	

Table 157: On how many occasions have you used Daztrex in your lifetime?


Response	6	8	10	12	Total	
0	100.0	100.0	100.0	100.0	100.0	
1-2	0.0	0.0	0.0	0.0	0.0	
3-5	0.0	0.0	0.0	0.0	0.0	
6-9	0.0	0.0	0.0	0.0	0.0	
10-19	0.0	0.0	0.0	0.0	0.0	
20-39	0.0	0.0	0.0	0.0	0.0	
40	0.0	0.0	0.0	0.0	0.0	
N of Valid	970	962	1120	790	3842	
N of Miss	42	84	54	49	229	

Table 158: On how many occasions have you used Daztrex during the past 30 days?


Response	6	8	10	12	Total	
0	100.0	100.0	100.0	100.0	100.0	
1-2	0.0	0.0	0.0	0.0	0.0	
3-5	0.0	0.0	0.0	0.0	0.0	
6-9	0.0	0.0	0.0	0.0	0.0	
10-19	0.0	0.0	0.0	0.0	0.0	
20-39	0.0	0.0	0.0	0.0	0.0	
40	0.0	0.0	0.0	0.0	0.0	
N of Valid	972	961	1119	789	3841	
N of Miss	40	85	55	50	230	

Table 159: On how many occasions have you used synthetic marijuana (K2, spice) in your lifetime?








Response	6	8	10	12	Total	
0	99.4	98.3	96.5	93.4	97.1	
1-2	0.4	1.0	2.1	4.2	1.8	
3-5	0.2	0.3	0.7	0.8	0.5	
6-9	0.0	0.1	0.4	0.6	0.3	
10-19	0.0	0.0	0.0	0.3	0.1	
20-39	0.0	0.2	0.2	0.1	0.1	
40	0.0	0.0	0.1	0.6	0.2	
N of Valid	978	962	1119	790	3849	
N of Miss	34	84	55	49	222	

Table 160: On how many occasions have you used synthetic marijuana (K2, spice) during the past 30 days?


Response	6	8	10	12	Total	
0	99.7	99.3	99.2	99.5	99.4	
1-2	0.3	0.5	0.4	0.5	0.4	
3-5	0.0	0.1	0.2	0.0	0.1	
6-9	0.0	0.1	0.1	0.0	0.1	
10-19	0.0	0.0	0.0	0.0	0.0	
20-39	0.0	0.0	0.1	0.0	0.0	
40	0.0	0.0	0.0	0.0	0.0	
N of Valid	977	964	1119	788	3848	
N of Miss	35	82	55	51	223	

Table 161: On how many occasions have you used methamphetamines (meth, speed, crank, crystal meth) in your lifetime?


Response	6	8	10	12	Total	
0	100.0	99.1	98.6	97.2	98.8	
1-2	0.0	0.6	0.5	1.6	0.6	
3-5	0.0	0.2	0.2	0.4	0.2	
6-9	0.0	0.0	0.2	0.0	0.1	
10-19	0.0	0.1	0.3	0.4	0.2	
20-39	0.0	0.0	0.1	0.0	0.0	
40	0.0	0.0	0.2	0.4	0.1	
N of Valid	977	961	1118	792	3848	
N of Miss	35	85	56	47	223	

Table 162: On how many occasions have you used methamphetamines (meth, speed, crank, crystal meth) in the past 30 days?


Response	6	8	10	12	Total	
0	100.0	99.7	99.5	99.1	99.6	
1-2	0.0	0.2	0.3	0.8	0.3	
3-5	0.0	0.1	0.3	0.0	0.1	
6-9	0.0	0.0	0.0	0.0	0.0	
10-19	0.0	0.0	0.0	0.1	0.0	
20-39	0.0	0.0	0.0	0.0	0.0	
40	0.0	0.0	0.0	0.0	0.0	
N of Valid	975	960	1118	787	3840	
N of Miss	37	86	56	52	231	

Table 163: On how many occasions have you used other chemical products (bath salts, plant food, etc.) in your lifetime?


Response	6	8	10	12	Total	
0	98.9	98.1	99.5	99.2	98.9	
1-2	0.9	0.9	0.4	0.4	0.7	
3-5	0.0	0.4	0.0	0.1	0.1	
6-9	0.1	0.2	0.0	0.0	0.1	
10-19	0.1	0.0	0.0	0.0	0.0	
20-39	0.0	0.1	0.0	0.0	0.0	
40	0.0	0.2	0.1	0.3	0.1	
N of Valid	973	961	1118	790	3842	
N of Miss	39	85	56	49	229	

Table 164: On how many occasions have you used other chemical products (bath salts, plant food, etc.) during the past 30 days?


Response	6	8	10	12	Total	
0	99.7	99.2	99.9	99.7	99.6	
1-2	0.2	0.3	0.0	0.0	0.1	
3-5	0.0	0.2	0.0	0.0	0.1	
6-9	0.1	0.1	0.0	0.1	0.1	
10-19	0.0	0.0	0.0	0.0	0.0	
20-39	0.0	0.1	0.0	0.0	0.0	
40	0.0	0.1	0.1	0.1	0.1	
N of Valid	976	961	1118	790	3845	
N of Miss	36	85	56	49	226	

Table 165: On how many occasions have you used heroin or other opiates in your lifetime?


Response	6	8	10	12	Total	
0	99.9	99.3	99.0	97.3	99.0	
1-2	0.1	0.3	0.5	1.4	0.5	
3-5	0.0	0.0	0.1	0.4	0.1	
6-9	0.0	0.3	0.1	0.1	0.1	
10-19	0.0	0.1	0.0	0.3	0.1	
20-39	0.0	0.0	0.0	0.1	0.0	
40	0.0	0.0	0.3	0.4	0.2	
N of Valid	973	961	1120	791	3845	
N of Miss	39	85	54	48	226	

Table 166: On how many occasions have you used heroin or other opiates during the past 30 days?


Response	6	8	10	12	Total	
0	99.9	99.6	99.5	99.4	99.6	
1-2	0.1	0.3	0.3	0.5	0.3	
3-5	0.0	0.0	0.0	0.1	0.0	
6-9	0.0	0.1	0.3	0.0	0.1	
10-19	0.0	0.0	0.0	0.0	0.0	
20-39	0.0	0.0	0.0	0.0	0.0	
40	0.0	0.0	0.0	0.0	0.0	
N of Valid	969	960	1115	787	3831	
N of Miss	43	86	59	52	240	

Table 167: On how many occasions have you used MDMA ('X', 'E', or ecstasy) in your lifetime?


Response	6	8	10	12	Total	
0	100.0	99.3	98.5	96.5	98.6	
1-2	0.0	0.4	1.1	1.4	0.7	
3-5	0.0	0.2	0.4	0.9	0.4	
6-9	0.0	0.1	0.0	0.4	0.1	
10-19	0.0	0.0	0.0	0.4	0.1	
20-39	0.0	0.0	0.0	0.0	0.0	
40	0.0	0.0	0.0	0.5	0.1	
N of Valid	969	958	1118	789	3834	
N of Miss	43	88	56	50	237	

Table 168: On how many occasions have you used MDMA ('X', 'E', or ecstasy) during the past 30 days?


Response	6	8	10	12	Total	
0	100.0	99.5	99.5	98.7	99.5	
1-2	0.0	0.3	0.4	0.6	0.3	
3-5	0.0	0.1	0.1	0.5	0.2	
6-9	0.0	0.1	0.0	0.1	0.1	
10-19	0.0	0.0	0.0	0.0	0.0	
20-39	0.0	0.0	0.0	0.0	0.0	
40	0.0	0.0	0.0	0.0	0.0	
N of Valid	970	956	1117	789	3832	
N of Miss	42	90	57	50	239	

Table 169: On how many occasions have you taken prescription drugs (such as Valium, Xanax, Ritalin, Adderall, OxyContin, Darvocet, or sleeping pills) not prescribed to you in your lifetime?








Response	6	8	10	12	Total	
0	98.4	95.0	89.0	82.5	91.6	
1-2	0.8	2.3	3.9	4.8	2.9	
3-5	0.3	0.7	2.8	3.8	1.9	
6-9	0.1	0.4	1.7	2.4	1.1	
10-19	0.0	0.1	1.2	2.8	0.9	
20-39	0.1	0.4	0.4	1.4	0.5	
40	0.3	1.0	1.0	2.3	1.1	
N of Valid	974	960	1113	790	3837	
N of Miss	38	86	61	49	234	

Table 170: On how many occasions have you taken prescription drugs (such as Valium, Xanax, Ritalin, Adderall, OxyContin, Darvocet, or sleeping pills) not prescribed to you during the past 30 days?








Response	6	8	10	12	Total	
0	99.3	96.6	94.5	90.8	95.5	
1-2	0.2	2.0	2.4	4.7	2.2	
3-5	0.2	0.3	1.5	1.8	0.9	
6-9	0.0	0.3	1.0	1.5	0.7	
10-19	0.3	0.2	0.4	0.6	0.4	
20-39	0.0	0.3	0.1	0.3	0.2	
40	0.0	0.2	0.1	0.4	0.2	
N of Valid	975	955	1115	790	3835	
N of Miss	37	91	59	49	236	

Table 171: On how many occasions have you taken non-prescription medicines such as diet pills (for example, Dietac, Dexatrim or Prolamine), stay-awake pills (for example No-Doz, Vivarin, or Wake), or cough or cold medicines (robos, DXM, etc.) to get high in your lifetime?








Response	6	8	10	12	Total	
0	99.5	96.5	95.1	92.5	96.0	
1-2	0.5	1.8	1.6	2.5	1.6	
3-5	0.0	0.5	1.0	1.3	0.7	
6-9	0.0	0.5	0.9	0.9	0.6	
10-19	0.0	0.3	0.6	0.6	0.4	
20-39	0.0	0.0	0.4	1.0	0.3	
40	0.0	0.4	0.4	1.1	0.4	
N of Valid	970	962	1115	791	3838	
N of Miss	42	84	59	48	233	

Table 172: On how many occasions have you taken non-prescription medicines such as diet pills (for example, Dietac, Dexatrim or Prolamine), stay-awake pills (for example No-Doz, Vivarin, or Wake), or cough or cold medicines (robos, DXM, etc.) to get high during the past 30 days?








Response	6	8	10	12	Total	
0	99.6	98.1	97.7	97.1	98.1	
1-2	0.2	1.3	1.3	1.9	1.1	
3-5	0.1	0.2	0.7	0.3	0.3	
6-9	0.0	0.1	0.2	0.3	0.1	
10-19	0.0	0.0	0.1	0.3	0.1	
20-39	0.0	0.2	0.0	0.1	0.1	
40	0.1	0.1	0.1	0.1	0.1	
N of Valid	972	957	1117	788	3834	
N of Miss	40	89	57	51	237	

Table 173: On how many occasions have you been drunk or very high from drinking alcoholic beverages during the past 30 days?








Response	6	8	10	12	Total	
0	99.3	94.7	88.6	79.8	91.0	
1-2	0.7	4.1	6.2	9.9	5.0	
3-5	0.0	0.7	2.7	5.5	2.1	
6-9	0.0	0.2	1.1	2.0	0.8	
10-19	0.0	0.2	0.9	1.9	0.7	
20-39	0.0	0.0	0.3	0.5	0.2	
40	0.0	0.1	0.3	0.4	0.2	
N of Valid	968	960	1110	787	3825	
N of Miss	44	86	64	52	246	

Table 174: On how many occasions have you drunk flavored alcoholic beverages, sometimes called 'alcopops' (like Mike's Hard Lemonade, Smirnoff Ice, Bacardi Breezers, etc.) in your lifetime?








Response	6	8	10	12	Total	
0	96.4	87.5	72.7	61.0	80.0	
1-2	2.7	6.1	11.0	10.2	7.5	
3-5	0.5	3.4	6.2	6.2	4.1	
6-9	0.3	1.6	3.5	6.6	2.8	
10-19	0.0	0.6	3.1	5.9	2.2	
20-39	0.0	0.4	1.3	3.8	1.3	
40	0.1	0.4	2.3	6.2	2.1	
N of Valid	975	957	1113	784	3829	
N of Miss	37	89	61	55	242	

Table 175: On how many occasions have you drunk flavored alcoholic beverages, sometimes called 'alcopops' (like Mike's Hard Lemonade, Smirnoff Ice, Bacardi Breezers, etc.) during the past 30 days?








Response	6	8	10	12	Total	
0	98.8	95.0	88.3	81.8	91.3	
1-2	1.1	3.5	7.0	11.3	5.5	
3-5	0.0	1.0	2.3	3.3	1.6	
6-9	0.1	0.0	1.7	2.0	0.9	
10-19	0.0	0.2	0.4	0.9	0.4	
20-39	0.0	0.2	0.1	0.3	0.1	
40	0.0	0.0	0.2	0.5	0.2	
N of Valid	975	959	1117	791	3842	
N of Miss	37	87	57	48	229	

Table 176: If you used prescription drugs or over the counter drugs without a doctor telling you to use it or for the purpose of getting high, where did you get these drugs? - Did not use



Response	6	8	10	12	Total	
No	6.7	14.9	15.4	21.3	14.3	
Yes	93.3	85.1	84.6	78.7	85.7	
N of Valid	1012	1046	1174	839	4071	
N of Miss	0	0	0	0	0	

Table 177: If you used prescription drugs or over the counter drugs without a doctor telling you to use it or for the purpose of getting high, where did you get these drugs? - Bought or took from store or shop



Response	6	8	10	12	Total	
No	100.0	99.4	99.1	98.9	99.4	
Yes	0.0	0.6	0.9	1.1	0.6	
N of Valid	1012	1046	1174	839	4071	
N of Miss	0	0	0	0	0	

Table 178: If you used prescription drugs or over the counter drugs without a doctor telling you to use it or for the purpose of getting high, where did you get these drugs? -
Got from parents with permission



Response	6	8	10	12	Total	
No	99.7	99.0	99.1	98.0	99.0	
Yes	0.3	1.0	0.9	2.0	1.0	
N of Valid	1012	1046	1174	839	4071	
N of Miss	0	0	0	0	0	

Table 179: If you used prescription drugs or over the counter drugs without a doctor telling you to use it or for the purpose of getting high, where did you get these drugs? -
Got from home without permission



Response	6	8	10	12	Total	
No	99.8	99.3	98.4	97.3	98.7	
Yes	0.2	0.7	1.6	2.7	1.3	
N of Valid	1012	1046	1174	839	4071	
N of Miss	0	0	0	0	0	

Table 180: If you used prescription drugs or over the counter drugs without a doctor telling you to use it or for the purpose of getting high, where did you get these drugs? -
Got from relative with permission



Response	6	8	10	12	Total	
No	100.0	99.7	99.5	99.0	99.6	
Yes	0.0	0.3	0.5	1.0	0.4	
N of Valid	1012	1046	1174	839	4071	
N of Miss	0	0	0	0	0	

Table 181: If you used prescription drugs or over the counter drugs without a doctor telling you to use it or for the purpose of getting high, where did you get these drugs? -
Got from relative without permission



Response	6	8	10	12	Total	
No	100.0	99.9	99.8	99.2	99.8	
Yes	0.0	0.1	0.2	0.8	0.2	
N of Valid	1012	1046	1174	839	4071	
N of Miss	0	0	0	0	0	

Table 182: If you used prescription drugs or over the counter drugs without a doctor telling you to use it or for the purpose of getting high, where did you get these drugs? -
Got from friend's home with permission



Response	6	8	10	12	Total	
No	99.9	99.1	99.0	98.3	99.1	
Yes	0.1	0.9	1.0	1.7	0.9	
N of Valid	1012	1046	1174	839	4071	
N of Miss	0	0	0	0	0	

Table 183: If you used prescription drugs or over the counter drugs without a doctor telling you to use it or for the purpose of getting high, where did you get these drugs? -
Got from friend's home without permission



Response	6	8	10	12	Total	
No	100.0	99.7	99.7	99.6	99.8	
Yes	0.0	0.3	0.3	0.4	0.2	
N of Valid	1012	1046	1174	839	4071	
N of Miss	0	0	0	0	0	

Table 184: If you used prescription drugs or over the counter drugs without a doctor telling you to use it or for the purpose of getting high, where did you get these drugs? -
Got from friend at school



Response	6	8	10	12	Total	
No	99.9	99.4	98.0	97.6	98.7	
Yes	0.1	0.6	2.0	2.4	1.3	
N of Valid	1012	1046	1174	839	4071	
N of Miss	0	0	0	0	0	

Table 185: If you used prescription drugs or over the counter drugs without a doctor telling you to use it or for the purpose of getting high, where did you get these drugs? -
Got from friend at party



Response	6	8	10	12	Total	
No	99.8	99.1	99.1	97.1	98.9	
Yes	0.2	0.9	0.9	2.9	1.1	
N of Valid	1012	1046	1174	839	4071	
N of Miss	0	0	0	0	0	

Table 186: If you used prescription drugs or over the counter drugs without a doctor telling you to use it or for the purpose of getting high, where did you get these drugs? -
Got from friend, elsewhere



Response	6	8	10	12	Total	
No	99.8	99.0	97.2	94.2	97.7	
Yes	0.2	1.0	2.8	5.8	2.3	
N of Valid	1012	1046	1174	839	4071	
N of Miss	0	0	0	0	0	

Table 187: If you used prescription drugs or over the counter drugs without a doctor telling you to use it or for the purpose of getting high, where did you get these drugs? -
Got from internet sale



Response	6	8	10	12	Total	
No	99.9	100.0	99.8	99.9	99.9	
Yes	0.1	0.0	0.2	0.1	0.1	
N of Valid	1012	1046	1174	839	4071	
N of Miss	0	0	0	0	0	

Table 188: During the last month, about how many marijuana cigarettes, or the equivalent, did you smoke a day, on the average?








Response	6	8	10	12	Total	
None	99.5	93.8	88.2	79.1	90.6	
Less than 1 a day	0.3	2.9	4.9	8.8	4.0	
1 a day	0.1	0.7	1.4	2.7	1.2	
2-3 a day	0.1	1.6	2.8	5.1	2.3	
4-6 a day	0.0	0.4	1.1	2.3	0.9	
7-10 a day	0.0	0.2	0.6	0.9	0.4	
11 or more a day	0.0	0.3	1.0	1.1	0.6	
N of Valid	968	940	1091	783	3782	
N of Miss	44	106	83	56	289	

Table 189: How wrong do your friends feel it would be for YOU to: have one or two drinks of an alcoholic beverage nearly every day?





Response	6	8	10	12	Total	
Very wrong	85.4	65.6	44.6	35.9	58.5	
Wrong	10.1	18.8	24.4	27.5	20.0	
A little bit wrong	2.8	10.1	18.3	20.1	12.6	
Not at all wrong	1.8	5.5	12.7	16.6	8.9	
N of Valid	971	938	1092	778	3779	
N of Miss	41	108	82	61	292	

Table 190: How wrong do your friends feel it would be for YOU to: smoke tobacco?





Response	6	8	10	12	Total	
Very wrong	89.6	74.2	56.6	45.9	67.2	
Wrong	7.5	15.5	20.5	22.9	16.5	
A little bit wrong	1.8	5.6	11.5	14.1	8.1	
Not at all wrong	1.1	4.7	11.4	17.1	8.3	
N of Valid	969	934	1092	780	3775	
N of Miss	43	112	82	59	296	

Table 191: How wrong do your friends feel it would be for YOU to: smoke marijuana?





Response	6	8	10	12	Total	
Very wrong	92.0	70.0	48.0	34.3	61.9	
Wrong	4.4	14.0	16.8	14.7	12.5	
A little bit wrong	1.6	7.4	13.9	19.0	10.2	
Not at all wrong	2.1	8.7	21.2	32.0	15.4	
N of Valid	963	936	1092	778	3769	
N of Miss	49	110	82	61	302	

Table 192: How wrong do your friends feel it would be for YOU to: use prescription drugs not prescribed to you?





Response	6	8	10	12	Total	
Very wrong	91.2	78.4	64.7	54.9	72.9	
Wrong	5.3	13.2	18.9	23.1	14.9	
A little bit wrong	1.9	5.0	9.8	13.4	7.3	
Not at all wrong	1.7	3.4	6.6	8.6	5.0	
N of Valid	966	934	1090	779	3769	
N of Miss	46	112	84	60	302	

Table 193: How wrong would most adults (over 21) in your neighborhood think it is for kids your age: to use marijuana?





Response	6	8	10	12	Total	
Very wrong	88.9	78.9	66.0	56.9	73.2	
Wrong	6.8	13.4	20.2	24.2	15.9	
A little bit wrong	3.3	5.3	9.2	10.2	6.9	
Not at all wrong	1.0	2.5	4.6	8.7	4.0	
N of Valid	969	933	1085	772	3759	
N of Miss	43	113	89	67	312	

Table 194: How wrong would most adults (over 21) in your neighborhood think it is for kids your age: to drink alcohol?





Response	6	8	10	12	Total	
Very wrong	84.9	74.0	59.4	50.6	67.8	
Wrong	8.9	16.4	23.2	27.1	18.6	
A little bit wrong	4.6	6.6	11.8	15.0	9.3	
Not at all wrong	1.7	3.0	5.6	7.3	4.3	
N of Valid	967	927	1084	772	3750	
N of Miss	45	119	90	67	321	

Table 195: How wrong would most adults (over 21) in your neighborhood think it is for kids your age: to smoke cigarettes?





Response	6	8	10	12	Total	
Very wrong	84.9	76.2	64.7	54.5	70.6	
Wrong	9.6	15.3	20.7	23.6	17.1	
A little bit wrong	3.7	5.3	9.3	12.7	7.6	
Not at all wrong	1.8	3.2	5.3	9.1	4.6	
N of Valid	964	927	1083	770	3744	
N of Miss	48	119	91	69	327	

Table 196: How much do each of the following statements describe your neighborhood? crime and/or drug selling





Response	6	8	10	12	Total	
NO!	81.1	68.2	61.1	60.1	67.8	
no	10.8	21.0	26.0	25.7	20.8	
yes	6.2	7.3	9.4	11.0	8.4	
YES!	1.8	3.5	3.4	3.2	3.0	
N of Valid	960	927	1073	779	3739	
N of Miss	52	119	101	60	332	

Table 197: How much do each of the following statements describe your neighborhood? fights





Response	6	8	10	12	Total	
NO!	70.3	62.4	60.6	60.9	63.6	
no	15.1	22.6	27.3	27.4	23.0	
yes	10.5	11.2	8.8	9.3	9.9	
YES!	4.1	3.8	3.3	2.5	3.4	
N of Valid	954	926	1072	774	3726	
N of Miss	58	120	102	65	345	

Table 198: How much do each of the following statements describe your neighborhood? lots of empty or abandoned buildings

Response	6	8	10	12	Total	
NO!	71.3	66.5	65.3	63.8	66.8	
no	19.1	24.8	27.5	28.1	24.8	
yes	7.2	6.4	5.5	6.7	6.4	
YES!	2.4	2.4	1.8	1.4	2.0	
N of Valid	954	928	1074	776	3732	
N of Miss	58	118	100	63	339	

Table 199: How much do each of the following statements describe your neighborhood? lots of graffiti

Response	6	8	10	12	Total	
NO!	79.2	73.1	70.0	68.0	72.7	
no	14.8	22.2	24.9	27.7	22.2	
yes	4.3	3.2	3.7	2.8	3.6	
YES!	1.7	1.5	1.4	1.4	1.5	
N of Valid	947	919	1072	776	3714	
N of Miss	65	127	102	63	357	

Table 200: I feel safe in my neighborhood.

Response	6	8	10	12	Total	
NO!	7.9	7.2	5.3	4.0	6.2	
no	9.9	8.5	8.1	8.1	8.7	
yes	28.6	38.1	40.2	41.0	36.9	
YES!	53.5	46.2	46.4	46.9	48.3	
N of Valid	957	925	1076	776	3734	
N of Miss	55	121	98	63	337	

Table 201: If a kid smoked marijuana in your neighborhood would he or she be caught by the police?





Response	6	8	10	12	Total	
NO!	6.8	14.0	14.0	15.3	12.4	
no	12.2	32.2	48.1	52.8	36.0	
yes	33.1	32.5	23.7	23.3	28.2	
YES!	47.9	21.3	14.2	8.6	23.4	
N of Valid	948	912	1069	769	3698	
N of Miss	64	134	105	70	373	

Table 202: If a kid drank some beer, wine or hard liquor (for example, vodka, whiskey, or gin) in your neighborhood would he or she be caught by the police?





Response	6	8	10	12	Total	
NO!	8.1	15.7	18.7	20.6	15.6	
no	18.1	40.3	50.0	54.6	40.4	
yes	36.1	26.9	20.9	17.7	25.6	
YES!	37.7	17.0	10.4	7.2	18.4	
N of Valid	944	910	1063	768	3685	
N of Miss	68	136	111	71	386	

Table 203: If a kid carried a handgun in your neighborhood would he or she be caught by the police?





Response	6	8	10	12	Total	
NO!	7.6	11.0	10.7	12.8	10.4	
no	8.0	20.5	30.0	33.0	22.6	
yes	27.3	30.9	32.4	32.0	30.6	
YES!	57.1	37.6	27.0	22.2	36.3	
N of Valid	942	912	1061	766	3681	
N of Miss	70	134	113	73	390	

Table 204: If you wanted to get some cigarettes, how easy would it be for you to get some?

Response	6	8	10	12	Total	
Very hard	77.4	56.5	33.8	20.0	47.6	
Sort of hard	8.6	16.5	16.8	13.0	13.9	
Sort of easy	7.8	15.2	23.3	17.4	16.1	
Very easy	6.2	11.8	26.1	49.6	22.5	
N of Valid	937	908	1060	776	3681	
N of Miss	75	138	114	63	390	

Table 205: If you wanted to get some beer, wine or hard liquor (for example, vodka, whiskey, or gin), how easy would it be for you to get some?

Response	6	8	10	12	Total	
Very hard	77.7	51.3	28.9	18.0	44.5	
Sort of hard	10.7	16.2	16.5	14.2	14.5	
Sort of easy	6.4	16.5	25.2	26.1	18.4	
Very easy	5.2	16.0	29.5	41.7	22.6	
N of Valid	936	905	1057	774	3672	
N of Miss	76	141	117	65	399	

Table 206: If you wanted to get a drug like cocaine, LSD, or amphetamines, how easy would it be for you to get some?

Response	6	8	10	12	Total	
Very hard	93.3	83.5	69.1	52.6	75.4	
Sort of hard	3.9	9.5	17.1	21.4	12.8	
Sort of easy	1.8	3.3	7.6	14.0	6.4	
Very easy	1.0	3.6	6.2	12.0	5.5	
N of Valid	939	905	1059	774	3677	
N of Miss	73	141	115	65	394	

Table 207: If you wanted to get a handgun, how easy would it be for you to get one?

Response	6	8	10	12	Total	
Very hard	81.3	73.7	63.7	54.9	68.8	
Sort of hard	7.8	11.2	13.9	18.0	12.6	
Sort of easy	6.0	8.2	9.8	10.5	8.6	
Very easy	4.9	6.9	12.6	16.7	10.1	
N of Valid	934	902	1055	774	3665	
N of Miss	78	144	119	65	406	

Table 208: If you wanted to get some marijuana, how easy would it be for you to get some?

Response	6	8	10	12	Total	
Very hard	89.2	68.1	39.4	25.9	56.2	
Sort of hard	5.0	9.3	11.4	6.2	8.2	
Sort of easy	3.2	10.1	16.5	17.2	11.7	
Very easy	2.6	12.5	32.6	50.7	23.9	
N of Valid	929	899	1058	773	3659	
N of Miss	83	147	116	66	412	

Table 209: If you wanted to get prescription drugs for the purpose of getting high, how easy would it be for you to get some?

Response	6	8	10	12	Total	
Very hard	83.9	67.1	47.3	36.5	59.2	
Sort of hard	7.4	11.9	15.4	17.2	12.9	
Sort of easy	3.7	10.6	17.9	18.9	12.7	
Very easy	4.9	10.4	19.4	27.3	15.2	
N of Valid	934	902	1059	772	3667	
N of Miss	78	144	115	67	404	

Table 210: If you wanted to get synthetic marijuana such as K2 or chemical products such as bath salts to get high, how easy would it be for you to get some?





Response	6	8	10	12	Total	
Very hard	91.8	84.0	67.9	55.6	75.3	
Sort of hard	3.7	7.6	14.4	19.9	11.1	
Sort of easy	2.1	4.3	9.2	11.6	6.7	
Very easy	2.4	4.1	8.5	12.9	6.8	
N of Valid	931	900	1056	774	3661	
N of Miss	81	146	118	65	410	

Table 211: If you wanted to get steroids to use or to enhance athletic performance, how easy would it be for you to get some?





Response	6	8	10	12	Total	
Very hard	91.6	84.1	70.9	62.7	77.7	
Sort of hard	5.1	9.1	15.9	19.9	12.3	
Sort of easy	1.8	3.7	6.7	9.1	5.2	
Very easy	1.5	3.1	6.4	8.3	4.8	
N of Valid	927	902	1056	773	3658	
N of Miss	85	144	118	66	413	

Table 212: If you wanted to get e-cigarettes, e-cigars, or e-hookahs, how easy would it be for you to get some?





Response	6	8	10	12	Total	
Very hard	83.9	64.8	40.5	28.5	54.9	
Sort of hard	6.8	11.6	9.2	7.6	8.8	
Sort of easy	4.5	9.6	16.3	15.0	11.4	
Very easy	4.7	14.1	34.0	48.9	24.8	
N of Valid	928	900	1055	775	3658	
N of Miss	84	146	119	64	413	

Table 213: During the past 12 months, have you participated in any alcohol prevention programs or seen any alcohol prevention messages in your school or community? Yes, a school-based program focused on preventing underage drinking and/or drinking and driving.



Response	6	8	10	12	Total	
No	65.5	82.0	84.8	86.9	79.7	
Yes	34.5	18.0	15.2	13.1	20.3	
N of Valid	1012	1046	1174	839	4071	
N of Miss	0	0	0	0	0	

Table 214: During the past 12 months, have you participated in any alcohol prevention programs or seen any alcohol prevention messages in your school or community? Yes, a community-based program focused on preventing underage drinking and/or drinking and driving (for example, through your church or temple or through youth groups like Boys and Girls Club or 4-H).



Response	6	8	10	12	Total	
No	86.9	94.8	95.1	96.8	93.3	
Yes	13.1	5.2	4.9	3.2	6.7	
N of Valid	1012	1046	1174	839	4071	
N of Miss	0	0	0	0	0	

Table 215: During the past 12 months, have you participated in any alcohol prevention programs or seen any alcohol prevention messages in your school or community? Yes, a media campaign addressing underage drinking and/or drinking and driving (for example, newspaper ads, posters, pamphlets, radio, TV).



Response	6	8	10	12	Total	
No	83.5	90.8	89.5	88.9	88.2	
Yes	16.5	9.2	10.5	11.1	11.8	
N of Valid	1012	1046	1174	839	4071	
N of Miss	0	0	0	0	0	

Table 216: During the past 12 months, have you participated in any alcohol prevention programs or seen any alcohol prevention messages in your school or community? No



Response	6	8	10	12	Total	
No	51.2	41.8	34.7	29.7	39.6	
Yes	48.8	58.2	65.3	70.3	60.4	
N of Valid	1012	1046	1174	839	4071	
N of Miss	0	0	0	0	0	

Table 217: How wrong do your parents feel it would be for YOU to: have one or two drinks of an alcoholic beverage nearly every day?





Response	6	8	10	12	Total	
Very wrong	95.2	88.6	81.4	76.5	85.7	
Wrong	3.4	7.9	12.3	15.4	9.6	
A little bit wrong	0.9	2.3	4.5	5.7	3.3	
Not at all wrong	0.4	1.2	1.9	2.5	1.4	
N of Valid	960	914	1077	774	3725	
N of Miss	52	132	97	65	346	

Table 218: How wrong do your parents feel it would be for YOU to: smoke tobacco?





Response	6	8	10	12	Total	
Very wrong	97.2	93.0	87.0	78.6	89.3	
Wrong	2.4	4.9	8.8	12.4	7.0	
A little bit wrong	0.3	1.2	2.2	5.7	2.2	
Not at all wrong	0.1	0.9	2.0	3.2	1.5	
N of Valid	955	913	1075	772	3715	
N of Miss	57	133	99	67	356	

Table 219: How wrong do your parents feel it would be for YOU to: smoke marijuana?





Response	6	8	10	12	Total	
Very wrong	97.8	91.0	84.2	76.9	87.8	
Wrong	1.3	4.9	7.4	9.9	5.7	
A little bit wrong	0.5	2.8	5.0	7.5	3.8	
Not at all wrong	0.4	1.3	3.4	5.7	2.6	
N of Valid	949	905	1070	771	3695	
N of Miss	63	141	104	68	376	

Table 220: How wrong do your parents feel it would be for YOU to: use prescription drugs not prescribed to you?





Response	6	8	10	12	Total	
Very wrong	98.3	93.5	90.7	89.0	93.0	
Wrong	1.2	4.6	5.5	6.5	4.4	
A little bit wrong	0.0	1.1	2.4	1.9	1.4	
Not at all wrong	0.5	0.8	1.3	2.6	1.2	
N of Valid	949	906	1069	770	3694	
N of Miss	63	140	105	69	377	

Table 221: How wrong do your parents feel it would be for YOU to: steal something worth more than \$5?





Response	6	8	10	12	Total	
Very wrong	88.1	83.7	81.0	84.4	84.2	
Wrong	9.8	12.7	14.7	11.8	12.3	
A little bit wrong	1.6	3.0	3.0	2.5	2.5	
Not at all wrong	0.5	0.7	1.4	1.3	1.0	
N of Valid	957	907	1071	769	3704	
N of Miss	55	139	103	70	367	

Table 222: How wrong do your parents feel it would be for YOU to: draw graffiti, write things, or draw pictures on buildings or other property (without the owner's permission)?





Response	6	8	10	12	Total	
Very wrong	94.2	87.1	83.0	86.8	87.7	
Wrong	4.5	9.5	12.8	9.0	9.1	
A little bit wrong	0.7	2.4	3.2	2.7	2.3	
Not at all wrong	0.5	1.0	1.0	1.4	1.0	
N of Valid	950	909	1076	767	3702	
N of Miss	62	137	98	72	369	

Table 223: How wrong do your parents feel it would be for YOU to: pick a fight with someone?





Response	6	8	10	12	Total	
Very wrong	77.1	64.4	61.0	62.3	66.2	
Wrong	15.6	21.9	23.6	23.9	21.2	
A little bit wrong	5.7	11.1	12.0	11.2	10.0	
Not at all wrong	1.6	2.6	3.4	2.7	2.6	
N of Valid	954	909	1072	771	3706	
N of Miss	58	137	102	68	365	

Table 224: During the past 12 months, have you talked with at least one of your parents about the dangers of underage drinking and/or drinking and driving? By parents, we mean either your biological parents, adoptive parents, stepparents, or adult guardians - whether or not they live with you.



Response	6	8	10	12	Total	
No	41.4	52.6	50.7	52.0	49.0	
Yes	58.6	47.4	49.3	48.0	51.0	
N of Valid	933	894	1058	757	3642	
N of Miss	79	152	116	82	429	

Table 225: The rules in my family are clear.





Response	6	8	10	12	Total	
NO!	2.7	2.5	2.4	1.8	2.4	
no	3.9	7.6	6.7	6.4	6.2	
yes	23.0	34.6	38.6	40.4	34.0	
YES!	70.4	55.2	52.2	51.3	57.5	
N of Valid	953	907	1069	762	3691	
N of Miss	59	139	105	77	380	

Table 226: People in my family have serious arguments about the same things, and often insult or yell at each other.

Response	6	8	10	12	Total	
NO!	40.6	29.2	26.6	23.8	30.3	
no	32.6	40.8	41.8	44.1	39.6	
yes	16.8	20.0	21.9	21.2	20.0	
YES!	10.0	10.0	9.7	10.9	10.1	
N of Valid	940	893	1062	760	3655	
N of Miss	72	153	112	79	416	

Table 227: When I am not at home, one of my parents knows where I am and who I am with.

Response	6	8	10	12	Total	
NO!	3.3	3.4	3.6	2.8	3.3	
no	3.5	4.9	6.5	10.2	6.1	
yes	19.5	31.1	37.3	40.9	31.9	
YES!	73.8	60.6	52.7	46.1	58.7	
N of Valid	949	900	1063	761	3673	
N of Miss	63	146	111	78	398	

Table 228: My family has clear rules about alcohol and drug use.

Response	6	8	10	12	Total	
NO!	3.1	3.7	3.8	3.2	3.4	
no	3.5	7.8	8.4	10.0	7.3	
yes	13.3	24.3	32.2	36.6	26.3	
YES!	80.1	64.2	55.6	50.2	62.9	
N of Valid	940	897	1062	759	3658	
N of Miss	72	149	112	80	413	

Table 229: If you skipped school would you be caught by your parents?

Response	6	8	10	12	Total
NO!	3.1	3.9	4.0	3.9	3.7
no	3.0	8.0	9.5	17.2	9.1
yes	14.5	23.3	30.3	31.1	24.7
YES!	79.5	64.8	56.3	47.8	62.5
N of Valid	940	891	1061	760	3652
N of Miss	72	155	113	79	419

Table 230: My parents ask if I've gotten my homework done.

Response	6	8	10	12	Total
NO!	3.5	5.8	8.1	11.3	7.0
no	5.1	13.0	15.9	23.2	13.9
yes	20.2	28.7	35.0	34.7	29.6
YES!	71.2	52.4	41.0	30.7	49.4
N of Valid	940	898	1063	758	3659
N of Miss	72	148	111	81	412

Table 231: Would your parents know if you did not come home on time?

Response	6	8	10	12	Total
NO!	3.6	4.4	3.8	3.8	3.9
no	3.7	9.7	11.2	14.6	9.6
yes	16.9	29.0	33.5	36.7	28.8
YES!	75.8	56.9	51.6	44.9	57.7
N of Valid	945	896	1061	761	3663
N of Miss	67	150	113	78	408

Table 232: Do you know how to properly dispose of leftover prescription drugs?



Response	6	8	10	12	Total	
No	74.1	75.3	68.8	62.4	70.4	
Yes	25.9	24.7	31.2	37.6	29.6	
N of Valid	887	858	1027	744	3516	
N of Miss	125	188	147	95	555	

Table 233: Have any of your brothers or sisters ever: drunk beer, wine or hard liquor (for example, vodka, whiskey or gin)?




Response	6	8	10	12	Total	
No	80.4	64.6	52.4	39.9	60.0	
Yes	16.6	31.6	42.4	55.4	35.8	
I don't have any brothers or sisters	3.0	3.8	5.2	4.7	4.2	
N of Valid	949	887	1056	765	3657	
N of Miss	63	159	118	74	414	

Table 234: Have any of your brothers or sisters ever: smoked marijuana?




Response	6	8	10	12	Total	
No	92.2	79.4	67.7	57.5	74.8	
Yes	4.9	16.9	27.2	37.9	21.1	
I don't have any brothers or sisters	3.0	3.7	5.1	4.6	4.1	
N of Valid	946	884	1055	763	3648	
N of Miss	66	162	119	76	423	

Table 235: Have any of your brothers or sisters ever: smoked cigarettes?




Response	6	8	10	12	Total	
No	84.8	76.4	68.5	60.4	72.9	
Yes	12.2	19.8	26.4	35.0	22.9	
I don't have any brothers or sisters	3.0	3.8	5.1	4.6	4.1	
N of Valid	943	885	1056	763	3647	
N of Miss	69	161	118	76	424	

Table 236: Have any of your brothers or sisters ever: taken a handgun to school?




Response	6	8	10	12	Total	
No	96.0	95.3	93.4	94.1	94.7	
Yes	1.1	0.9	1.5	1.4	1.2	
I don't have any brothers or sisters	3.0	3.8	5.0	4.5	4.1	
N of Valid	949	885	1053	762	3649	
N of Miss	63	161	121	77	422	

Table 237: Have any of your brothers or sisters ever: been suspended or expelled from school?




Response	6	8	10	12	Total	
No	80.4	74.5	70.9	70.4	74.1	
Yes	16.7	21.6	23.6	24.7	21.6	
I don't have any brothers or sisters	2.9	4.0	5.4	5.0	4.3	
N of Valid	938	881	1053	766	3638	
N of Miss	74	165	121	73	433	

Table 238: Have any of your brothers or sisters ever: used e-cigarettes, e-cigars or e-hookahs?




Response	6	8	10	12	Total	
No	88.3	77.9	67.7	62.9	74.5	
Yes	8.8	18.3	27.0	32.7	21.4	
I don't have any brothers or sisters	2.9	3.9	5.2	4.5	4.1	
N of Valid	939	881	1050	762	3632	
N of Miss	73	165	124	77	439	

Table 239: Have any of your brothers or sisters ever: used prescription drugs not prescribed to him/her?




Response	6	8	10	12	Total	
No	94.4	89.4	83.2	78.0	86.5	
Yes	2.8	6.6	11.6	17.3	9.3	
I don't have any brothers or sisters	2.9	4.1	5.2	4.7	4.2	
N of Valid	942	884	1052	765	3643	
N of Miss	70	162	122	74	428	

Table 240: Have you changed homes in the past year (the last 12 months)?



Response	6	8	10	12	Total	
No	69.0	73.3	76.9	77.9	74.2	
Yes	31.0	26.7	23.1	22.1	25.8	
N of Valid	955	888	1056	764	3663	
N of Miss	57	158	118	75	408	

Table 241: How many times have you changed homes since kindergarten?






Response	6	8	10	12	Total	
Never	38.4	30.9	30.0	24.4	31.2	
1 or 2 times	28.4	32.7	31.3	32.0	31.0	
3 or 4 times	17.3	18.6	18.9	22.2	19.1	
5 or 6 times	8.1	9.3	9.6	10.6	9.4	
7 or more times	7.7	8.6	10.2	10.8	9.3	
N of Valid	934	884	1048	762	3628	
N of Miss	78	162	126	77	443	

Table 242: Have you changed schools (including changing from elementary to middle and middle to high school) in the past year?



Response	6	8	10	12	Total	
No	72.2	63.7	30.9	76.7	59.1	
Yes	27.8	36.3	69.1	23.3	40.9	
N of Valid	938	875	1048	759	3620	
N of Miss	74	171	126	80	451	

Table 243: How many times have you changed schools since kindergarten (including changing from elementary to middle and middle to high school)?






Response	6	8	10	12	Total	
Never	42.6	18.4	15.1	15.9	23.2	
1 or 2 times	33.0	48.3	29.9	28.2	34.8	
3 or 4 times	14.6	19.7	33.2	32.2	24.9	
5 or 6 times	6.1	9.1	13.7	14.2	10.7	
7 or more times	3.7	4.5	8.0	9.5	6.4	
N of Valid	948	880	1050	767	3645	
N of Miss	64	166	124	72	426	

Table 244: Has anyone in your family ever had severe alcohol or drug problems?



Response	6	8	10	12	Total	
No	74.4	65.2	57.3	56.9	63.6	
Yes	25.6	34.8	42.7	43.1	36.4	
N of Valid	935	877	1043	761	3616	
N of Miss	77	169	131	78	455	

Table 245: About how many adults (over 21) have you known personally who in the past year have: used marijuana, crack, cocaine, or other drugs?






Response	6	8	10	12	Total	
0	80.0	66.8	59.0	48.7	64.2	
1	10.2	16.6	14.6	13.9	13.8	
2	5.0	6.5	11.2	12.6	8.8	
3-4	2.4	5.2	6.9	10.4	6.0	
5	2.3	4.9	8.3	14.4	7.2	
N of Valid	941	873	1044	762	3620	
N of Miss	71	173	130	77	451	

Table 246: About how many adults (over 21) have you known personally who in the past year have: sold or dealt drugs?






Response	6	8	10	12	Total	
0	88.6	81.0	71.2	64.4	76.7	
1	7.2	8.4	11.8	12.4	9.9	
2	2.5	5.6	7.1	7.2	5.6	
3-4	0.6	2.1	3.9	7.8	3.4	
5	1.2	2.9	5.9	8.2	4.4	
N of Valid	937	870	1040	759	3606	
N of Miss	75	176	134	80	465	

Table 247: About how many adults (over 21) have you known personally who in the past year have: done other things that could get them in trouble with the police, like stealing, selling stolen goods, mugging or assaulting others, etc.?






Response	6	8	10	12	Total	
0	82.0	74.3	69.5	66.1	73.2	
1	11.8	12.3	10.7	10.0	11.2	
2	3.0	5.9	9.4	8.9	6.8	
3-4	1.6	3.8	3.8	5.9	3.7	
5	1.7	3.7	6.5	9.1	5.1	
N of Valid	943	869	1040	760	3612	
N of Miss	69	177	134	79	459	

Table 248: About how many adults (over 21) have you known personally who in the past year have: gotten drunk or high?






Response	6	8	10	12	Total	
0	62.8	47.6	36.4	26.1	43.8	
1	20.6	21.4	17.3	15.8	18.8	
2	6.8	10.6	13.2	11.3	10.5	
3-4	3.5	7.7	12.0	12.6	8.9	
5	6.3	12.7	21.1	34.2	18.0	
N of Valid	939	871	1034	760	3604	
N of Miss	73	175	140	79	467	

Table 249: Have you seen or heard information about underage drinking in the past 12 months from the following sources? Radio



Response	6	8	10	12	Total	
No	66.5	64.7	65.4	61.8	64.7	
Yes	33.5	35.3	34.6	38.2	35.3	
N of Valid	937	895	1060	777	3669	
N of Miss	75	151	114	62	402	

Table 250: Have you seen or heard information about underage drinking in the past 12 months from the following sources? TV.



Response	6	8	10	12	Total	
No	36.6	35.9	37.0	37.9	36.8	
Yes	63.4	64.1	63.0	62.1	63.2	
N of Valid	938	892	1058	776	3664	
N of Miss	74	154	116	63	407	

Table 251: Have you seen or heard information about underage drinking in the past 12 months from the following sources? Print. This includes information on underage drinking you may have seen in the newspaper, on a billboard, in pamphlets, on stickers, etc.



Response	6	8	10	12	Total	
No	53.4	56.5	54.2	53.1	54.3	
Yes	46.6	43.5	45.8	46.9	45.7	
N of Valid	932	890	1054	776	3652	
N of Miss	80	156	120	63	419	

Table 252: Have you seen or heard information about underage drinking in the past 12 months from the following sources? Website or social media? (Facebook, Myspace, website, etc.)



Response	6	8	10	12	Total	
No	55.2	44.1	42.1	42.5	46.0	
Yes	44.8	55.9	57.9	57.5	54.0	
N of Valid	933	893	1063	776	3665	
N of Miss	79	153	111	63	406	

Table 253: The next questions ask about your opinions of the information you saw or heard. If you have seen or heard more than one ad, please think about your favorite ad when answering these questions. The information about underage drinking that I saw or heard was convincing.

Response	6	8	10	12	Total	
NO!	25.4	18.8	14.8	14.1	18.3	
no	7.4	13.4	18.7	22.0	15.2	
yes	17.3	28.4	31.6	33.7	27.6	
YES!	23.9	18.7	15.0	12.8	17.7	
I have not seen or heard any ads about underage drinking in the past 12 months.	26.1	20.7	19.9	17.4	21.1	
N of Valid	925	879	1052	772	3628	
N of Miss	87	167	122	67	443	

Table 254: The next questions ask about your opinions of the information you saw or heard. If you have seen or heard more than one ad, please think about your favorite ad when answering these questions. The information about underage drinking that I saw or heard grabbed my attention.

Response	6	8	10	12	Total	
NO!	24.3	18.4	14.3	13.6	17.7	
no	8.1	18.2	22.4	25.9	18.5	
yes	16.3	25.8	28.8	30.6	25.3	
YES!	26.1	16.0	14.8	12.8	17.6	
I have not seen or heard any ads about underage drinking in the past 12 months.	25.2	21.6	19.7	17.1	21.0	
N of Valid	926	875	1048	772	3621	
N of Miss	86	171	126	67	450	

Table 255: The next questions ask about your opinions of the information you saw or heard. If you have seen or heard more than one ad, please think about your favorite ad when answering these questions. The information about underage drinking that I saw or heard said something important to me.

Response	6	8	10	12	Total	
NO!	22.4	18.6	14.2	15.3	17.6	
no	8.6	17.2	22.9	27.2	18.8	
yes	15.4	23.7	28.4	27.5	23.8	
YES!	28.3	18.2	14.7	12.8	18.6	
I have not seen or heard any ads about underage drinking in the past 12 months.	25.4	22.3	19.8	17.1	21.3	
N of Valid	912	873	1048	771	3604	
N of Miss	100	173	126	68	467	

Table 256: The next questions ask about your opinions of the information you saw or heard. If you have seen or heard more than one ad, please think about your favorite ad when answering these questions. Seeing or hearing this information about underage drinking made me want to stop or decrease my drinking.










Response	6	8	10	12	Total	
NO!	24.3	19.2	17.7	18.0	19.7	
no	3.8	11.8	17.6	25.9	14.7	
yes	6.0	14.7	18.5	21.0	15.1	
YES!	22.3	21.0	20.1	15.0	19.7	
I have not seen or heard any ads about underage drinking in the past 12 months.	43.7	33.4	26.1	20.1	30.8	
N of Valid	820	839	1023	752	3434	
N of Miss	192	207	151	87	637	

Table 257: How honest were you in filling out this survey?

Response	6	8	10	12	Total	
I was very honest	85.2	75.8	80.4	78.6	80.1	
I was honest pretty much of the time	13.0	17.9	16.6	17.0	16.1	
I was honest some of the time	1.7	4.8	2.0	3.3	2.9	
I was honest once in a while	0.1	1.6	1.0	1.0	0.9	
I was not honest at all	0.0	0.0	0.0	0.0	0.0	
N of Valid	941	896	1079	782	3698	
N of Miss	71	150	95	57	373	