

A background image showing a row of students in a classroom, sitting at desks and holding yellow pencils, ready to take a test or survey. The students are out of focus, with the focus on the foreground student's hands and pencil.

2017 APNA

Arkansas Prevention Needs Assessment Survey

**Sebastian County
Tables**

Arkansas Department of Human Services,
Division of Aging, Adults and Behavioral
Health Services
And
University of Arkansas at Little Rock
MidSOUTH Center for Prevention and Training

Conducted by International Survey Associates dba Pride Surveys

Contents

1	INTRODUCTION	11
2	PERCENTAGE TABLES	15

List of Frequency Distribution Tables

1	Gender	16
2	Age	16
3	Are you Hispanic or Latino?	16
4	What is your race? Black or African American	17
5	What is your race? Asian	17
6	What is your race? American Indian	17
7	What is your race? Alaska Native	17
8	What is your race? White	18
9	What is your race? Native Hawaiian or Other Pacific Islander	18
10	What is your race? Other	18
11	What is the highest level of schooling completed by your mother or father?	19
12	Think of where you live most of the time. Which of the following people live there with you? Mother	19
13	Think of where you live most of the time. Which of the following people live there with you? Stepmother	19
14	Think of where you live most of the time. Which of the following people live there with you? Foster Mother	20
15	Think of where you live most of the time. Which of the following people live there with you? Grandmother	20
16	Think of where you live most of the time. Which of the following people live there with you? Aunt	20
17	Think of where you live most of the time. Which of the following people live there with you? Father	20
18	Think of where you live most of the time. Which of the following people live there with you? Stepfather	21
19	Think of where you live most of the time. Which of the following people live there with you? Foster Father	21
20	Think of where you live most of the time. Which of the following people live there with you? Grandfather	21
21	Think of where you live most of the time. Which of the following people live there with you? Uncle	21
22	Think of where you live most of the time. Which of the following people live there with you? Other Adults	22
23	Think of where you live most of the time. Which of the following people live there with you? Brother(s)	22
24	Think of where you live most of the time. Which of the following people live there with you? Stepbrother(s)	22
25	Think of where you live most of the time. Which of the following people live there with you? Sister(s)	22
26	Think of where you live most of the time. Which of the following people live there with you? Stepsister(s)	23

27	Think of where you live most of the time. Which of the following people live there with you? Other Children	23
28	In my school, students have lots of chances to help decide things like class activities and rules.	23
29	Teachers ask me to work on special classroom projects.	23
30	My teacher(s) notices when I am doing a good job and lets me know about it.	24
31	There are lots of chances for students in my school to get involved in sports, clubs, and other school activities outside of class.	24
32	There are lots of chances for students in my school to talk with a teacher one-on-one.	24
33	I feel safe at my school.	25
34	The school lets my parents know when I have done something well.	25
35	My teachers praise me when I work hard in school.	25
36	Are your school grades better than the grades of most students in your class?	26
37	I have lots of chances to be part of class discussions or activities.	26
38	Now thinking back over the past year in school, how often did you: enjoy being in school?	26
39	Now thinking back over the past year in school, how often did you: hate being in school?	27
40	Now thinking back over the past year in school, how often did you: try to do your best work in school?	27
41	How often do you feel that the school work you are assigned is meaningful and important?	27
42	Putting them all together, what were your grades like last year?	28
43	How important do you think the things you are learning in school are going to be for your later life?	28
44	During the LAST FOUR WEEKS how many whole days of school have you missed because you skipped or "cut"?	28
45	What are the chances you would be seen as cool if you: smoked cigarettes?	29
46	What are the chances you would be seen as cool if you: worked hard at school?	29
47	What are the chances you would be seen as cool if you: began drinking alcoholic beverages regularly, that is, at least once or twice a month?	29
48	What are the chances you would be seen as cool if you: defended someone who was being bullied?	30
49	What are the chances you would be seen as cool if you: smoked marijuana?	30
50	What are the chances you would be seen as cool if you: carried a handgun?	30
51	What are the chances you would be seen as cool if you: used e-cigarettes, e-cigars or e-hookahs (vaping)?	31

52	What are the chances you would be seen as cool if you: bullied someone or cyber bullied someone?	31
53	Think of your four best friends (the friends you feel closest to). In the past year (12 months), how many of your best friends have: participated in clubs, organizations or activities at school?	31
54	Think of your four best friends (the friends you feel closest to). In the past year (12 months), how many of your best friends have: smoked cigarettes?	32
55	Think of your four best friends (the friends you feel closest to). In the past year (12 months), how many of your best friends have: tried beer, wine or hard liquor (for example, vodka, whiskey, or gin) when their parents didn't know about it?	32
56	Think of your four best friends (the friends you feel closest to). In the past year (12 months), how many of your best friends have: used e-cigarettes, e-cigars, or e-hookahs?	32
57	Think of your four best friends (the friends you feel closest to). In the past year (12 months), how many of your best friends have: used marijuana?	33
58	Think of your four best friends (the friends you feel closest to). In the past year (12 months), how many of your best friends have: used prescription drugs or non-prescription drugs for the purpose of getting high?	33
59	Think of your four best friends (the friends you feel closest to). In the past year (12 months), how many of your best friends have: used synthetic marijuana (K2, spice) or bath salts?	33
60	Think of your four best friends (the friends you feel closest to). In the past year (12 months), how many of your best friends have: used LSD, cocaine, amphetamines, or other illegal drugs?	34
61	Think of your four best friends (the friends you feel closest to). In the past year (12 months), how many of your best friends have: been bullied?	34
62	Think of your four best friends (the friends you feel closest to). In the past year (12 months), how many of your best friends have: been suspended from school?	34
63	Think of your four best friends (the friends you feel closest to). In the past year (12 months), how many of your best friends have: carried a handgun?	35
64	Think of your four best friends (the friends you feel closest to). In the past year (12 months), how many of your best friends have: sold illegal drugs?	35
65	Think of your four best friends (the friends you feel closest to). In the past year (12 months), how many of your best friends have: regularly attended religious services?	35

66	Think of your four best friends (the friends you feel closest to). In the past year (12 months), how many of your best friends have: stolen or tried to steal a motor vehicle such as a car or motorcycle?	36
67	Think of your four best friends (the friends you feel closest to). In the past year (12 months), how many of your best friends have: been arrested?	36
68	Think of your four best friends (the friends you feel closest to). In the past year (12 months), how many of your best friends have: dropped out of school?	36
69	Think of your four best friends (the friends you feel closest to). In the past year (12 months), how many of your best friends have: been members of a gang?	37
70	How old were you when you first: smoked marijuana?	37
71	How old were you when you first: smoked a cigarette, even just a puff?	38
72	How old were you when you first: had more than a sip or two of beer, wine or hard liquor (for example, vodka, whiskey, or gin)?	38
73	How old were you when you first: began drinking alcoholic beverages regularly, that is, at least once or twice a month?	39
74	How old were you when you first: used Pegaramide (peg, Peggy)?	39
75	How old were you when you first: got suspended from school?	40
76	How old were you when you first: got arrested?	40
77	How old were you when you first: carried a handgun?	41
78	How old were you when you first: used e-cigarettes, e-cigars, or e-hookahs (vaping)?	41
79	How old were you when you first: belonged to a gang?	42
80	How old were you when you first: used prescription drugs not prescribed to you?	42
81	How wrong do you think it is for someone your age to: take a handgun to school?	43
82	How wrong do you think it is for someone your age to: steal anything?	43
83	How wrong do you think it is for someone your age to: pick a fight with someone?	43
84	How wrong do you think it is for someone your age to: attack someone with the idea of seriously hurting them?	44
85	How wrong do you think it is for someone your age to: stay away from school all day when their parents think they are at school?	44
86	How wrong do you think it is for someone your age to: drink beer, wine or hard liquor (for example, vodka, whiskey, or gin) regularly?	44
87	How wrong do you think it is for someone your age to: smoke cigarettes?	45
88	How wrong do you think it is for someone your age to: smoke marijuana?	45

89	How wrong do you think it is for someone your age to: use prescription drugs or non-prescription drugs for the purpose of getting high?	45
90	How wrong do you think it is for someone your age to: use synthetic marijuana (K2, spice) or bath salts?	46
91	How wrong do you think it is for someone your age to: use LSD, cocaine, amphetamines or another illegal drug?	46
92	How wrong do you think it is for someone your age to: use e-cigarettes, e-cigars or e-hookahs (vaping)?	46
93	At school during the past 12 months, did you receive help from the resource teacher, speech therapist or other special education teacher?	47
94	How many times in the past year (12 months) have you: been suspended from school?	47
95	How many times in the past year (12 months) have you: carried a handgun?	47
96	How many times in the past year (12 months) have you: sold illegal drugs?	48
97	How many times in the past year (12 months) have you: stolen or tried to steal a motor vehicle such as a car or motorcycle?	48
98	How many times in the past year (12 months) have you: participated in clubs, organizations or activities at school?	48
99	How many times in the past year (12 months) have you: been arrested?	49
100	How many times in the past year (12 months) have you: attacked someone with the idea of seriously hurting them?	49
101	How many times in the past year (12 months) have you: been drunk or high at school?	49
102	How many times in the past year (12 months) have you: taken a handgun to school?	50
103	How many times in the past year (12 months) have you: used e-cigarettes, e-cigars, or e-hookahs (vaping)?	50
104	Are you currently on probation, or assigned a probation officer with Juvenile Court?	50
105	Have you ever belonged to a gang?	51
106	If you have ever belonged to a gang, did that gang have a name?	51
107	You are at a party at someone's house, and one of your friends offers you a drink containing alcohol. What would you say or do?	51
108	How often do you attend religious services or activities?	52
109	I think sometimes it's okay to cheat at school.	52
110	It is important to think before you act.	52
111	Sometimes I think that life is not worth it.	53
112	At times I think I am no good at all.	53
113	All in all, I am inclined to think that I am a failure.	53
114	In the past year, have you felt depressed or sad MOST days, even if you felt okay sometimes?	54
115	It is all right to beat up people if they start the fight.	54

116	I think it is okay to take something without asking if you can get away with it.	54
117	Where do you get the most information about living a drug and alcohol free life? Parents/guardians	55
118	Where do you get the most information about living a drug and alcohol free life? Friends	55
119	Where do you get the most information about living a drug and alcohol free life? Family members	55
120	Where do you get the most information about living a drug and alcohol free life? School	56
121	Where do you get the most information about living a drug and alcohol free life? Internet	56
122	Where do you get the most information about living a drug and alcohol free life? TV	56
123	Where do you get the most information about living a drug and alcohol free life? Social media	57
124	How much do you think people risk harming themselves (physically or in other ways) if they: smoked one or more packs of cigarettes per day?	57
125	How much do you think people risk harming themselves (physically or in other ways) if they: try marijuana once or twice?	57
126	How much do you think people risk harming themselves (physically or in other ways) if they: smoke marijuana once or twice a week?	58
127	How much do you think people risk harming themselves (physically or in other ways) if they: take one or two drinks of an alcoholic beverage (beer, wine, liquor) nearly every day?	58
128	How much do you think people risk harming themselves (physically or in other ways) if they: have five or more drinks of an alcoholic beverage once or twice a weekend?	58
129	How much do you think people risk harming themselves (physically or in other ways) if they: use prescription drugs that are not prescribed to them?	59
130	How much do you think people risk harming themselves (physically or in other ways) if they: use non-prescription drugs to get high?	59
131	How much do you think people risk harming themselves (physically or in other ways) if they: use e-cigarettes, e-cigars, or e-hookahs?	59
132	Have you ever used smokeless tobacco (chew, snuff, plug, dipping tobacco, or chewing tobacco)?	60
133	How often have you used smokeless tobacco during the past 30 days?	60
134	Have you ever smoked cigarettes?	60
135	How frequently have you smoked cigarettes during the past 30 days?	61
136	Which statement best describes rules about smoking inside your home or your family cars?	61
137	Have you ever used e-cigarettes, e-cigars, or e-hookahs (vaping)?	61

138	How frequently have you used e-cigarettes, e-cigars, or e-hookahs (vaping)?	62
139	During this school year, were you taught in any of your classes about the dangers of tobacco use?	62
140	During the past 12 months, have you participated in any community activities to discourage people your age from using cigarettes, chewing tobacco, snuff, dip or cigars, e-cigarettes, e-cigars, or e-hookahs?	62
141	Think back over the last two weeks. How many times have you had five or more alcoholic drinks in a row?	63
142	During the past 30 days, how many times did you ride in a car or other vehicle driven by someone who had been drinking alcohol or using drugs to get high?	63
143	During the past 30 days, how many times did you drive a car or other vehicle when you had been drinking alcohol or using drugs to get high?	63
144	If you drank alcohol (not just a sip or taste) in the past year, where did you usually drink it?	64
145	How do you feel about someone your age having one or two drinks of an alcoholic beverage nearly every day?	64
146	On how many occasions have you had alcoholic beverages (beer, wine or hard liquor) to drink in your lifetime - more than just a few sips?	64
147	On how many occasions have you drunk one or more drinks of an alcoholic beverage during the past 30 days?	65
148	On how many occasions have you used marijuana (grass, pot) or hashish (hash, hash oil) in your lifetime?	65
149	On how many occasions have you used marijuana (grass, pot) or hashish (hash, hash oil) during the past 30 days?	65
150	On how many occasions have you used LSD or other psychedelics in your lifetime?	66
151	On how many occasions have you used LSD or other psychedelics during the past 30 days?	66
152	On how many occasions have you used cocaine or crack in your lifetime?	66
153	On how many occasions have you used cocaine or crack during the past 30 days?	67
154	On how many occasions have you sniffed glue, breathed the contents of an aerosol spray can, or inhaled other gases or sprays, in order to get high in your lifetime?	67
155	On how many occasions have you sniffed glue, breathed the contents of an aerosol spray can, or inhaled other gases or sprays, in order to get high during the past 30 days?	67
156	On how many occasions have you used Pegaramide (peg, Peggy, etc.) in your lifetime?	68

157	On how many occasions have you used Pegaramide (peg, Peggy, etc.) during the past 30 days?	68
158	On how many occasions have you used synthetic marijuana (K2, spice) in your lifetime?	68
159	On how many occasions have you used synthetic marijuana (K2, spice) during the past 30 days?	69
160	On how many occasions have you used methamphetamines (meth, speed, crank, crystal meth) in your lifetime?	69
161	On how many occasions have you used methamphetamines (meth, speed, crank, crystal meth) in the past 30 days?	69
162	On how many occasions have you used other chemical products (bath salts, plant food, etc.) in your lifetime?	70
163	On how many occasions have you used other chemical products (bath salts, plant food, etc.) during the past 30 days?	70
164	On how many occasions have you used heroin or other opiates in your lifetime?	70
165	On how many occasions have you used heroin or other opiates during the past 30 days?	71
166	On how many occasions have you used MDMA ('X', 'E', or ecstasy) in your lifetime?	71
167	On how many occasions have you used MDMA ('X', 'E', or ecstasy) during the past 30 days?	71
168	On how many occasions have you taken prescription drugs (such as Valium, Xanax, Ritalin, Adderall, OxyContin, Tramadol, or sleeping pills) not prescribed to you in your lifetime?	72
169	On how many occasions have you taken prescription drugs (such as Valium, Xanax, Ritalin, Adderall, OxyContin, Tramadol, or sleeping pills) not prescribed to you during the past 30 days?	72
170	On how many occasions have you taken non-prescription medicines such as diet pills (for example, Dietac, Dexatrim or Prolamine), stay-awake pills (for example No-Doz, Vivarin, or Wake), or cough or cold medicines (robos, DXM, etc.) to get high in your lifetime?	72
171	On how many occasions have you taken non-prescription medicines such as diet pills (for example, Dietac, Dexatrim or Prolamine), stay-awake pills (for example No-Doz, Vivarin, or Wake), or cough or cold medicines (robos, DXM, etc.) to get high during the past 30 days?	73
172	On how many occasions have you been drunk or very high from drinking alcoholic beverages during the past 30 days?	73
173	On how many occasions have you drunk flavored alcoholic beverages, sometimes called 'alcopops' (like Mike's Hard Lemonade, Smirnoff Ice, Bacardi Breezers, etc.) in your lifetime?	73
174	On how many occasions have you drunk flavored alcoholic beverages, sometimes called 'alcopops' (like Mike's Hard Lemonade, Smirnoff Ice, Bacardi Breezers, etc.) during the past 30 days?	74

175	If you smoked cigarettes (not just a puff or drag) in the past year, how did you usually get them?	74
176	If you used e-cigarettes, e-cigars, or e-hookahs (not just a puff or drag) in the past year, how did you usually get them? - I did not use e-cigarettes, e-cigars, or e-hookahs in the past year	75
177	If you used e-cigarettes, e-cigars, or e-hookahs (not just a puff or drag) in the past year, how did you usually get them? - I bought them in a store such as a convenience store, supermarket, discount store, or gas station	75
178	If you used e-cigarettes, e-cigars, or e-hookahs (not just a puff or drag) in the past year, how did you usually get them? - I got them on the Internet	75
179	If you used e-cigarettes, e-cigars, or e-hookahs (not just a puff or drag) in the past year, how did you usually get them? - I got them at a store that sells electronic cigarettes, such as a "vape shop"	75
180	If you used e-cigarettes, e-cigars, or e-hookahs (not just a puff or drag) in the past year, how did you usually get them? - I got them from a family member	76
181	If you used e-cigarettes, e-cigars, or e-hookahs (not just a puff or drag) in the past year, how did you usually get them? - I got them from a friend	76
182	If you used e-cigarettes, e-cigars, or e-hookahs (not just a puff or drag) in the past year, how did you usually get them? - A stranger got them for me	76
183	If you used e-cigarettes, e-cigars, or e-hookahs (not just a puff or drag) in the past year, how did you usually get them? - I took them from a store or shop	76
184	If you used e-cigarettes, e-cigars, or e-hookahs (not just a puff or drag) in the past year, how did you usually get them? - I got them some other way	77
185	If you used marijuana (grass, pot) (not just a puff or drag) in the past year, how did you usually get it? - I did not use marijuana (grass, pot) in the past year	77
186	If you used marijuana (grass, pot) (not just a puff or drag) in the past year, how did you usually get it? - I bought it myself	77
187	If you used marijuana (grass, pot) (not just a puff or drag) in the past year, how did you usually get it? - I got it from someone at school	77
188	If you used marijuana (grass, pot) (not just a puff or drag) in the past year, how did you usually get it? - I got it from someone with a medical marijuana card	78
189	If you used marijuana (grass, pot) (not just a puff or drag) in the past year, how did you usually get it? - I got it from my brother or sister	78

190	If you used marijuana (grass, pot) (not just a puff or drag) in the past year, how did you usually get it? - I got it from another relative	78
191	If you used marijuana (grass, pot) (not just a puff or drag) in the past year, how did you usually get it? - Other	78
192	If you drank alcohol (not just a sip or taste) in the past year, how did you usually get it?	79
193	If you used prescription drugs or over the counter drugs without a doctor telling you to use it or for the purpose of getting high, where did you get these drugs? - Did not use	79
194	If you used prescription drugs or over the counter drugs without a doctor telling you to use it or for the purpose of getting high, where did you get these drugs? - Bought or took from store or shop	80
195	If you used prescription drugs or over the counter drugs without a doctor telling you to use it or for the purpose of getting high, where did you get these drugs? - Got from parents with permission	80
196	If you used prescription drugs or over the counter drugs without a doctor telling you to use it or for the purpose of getting high, where did you get these drugs? - Got from home without permission	80
197	If you used prescription drugs or over the counter drugs without a doctor telling you to use it or for the purpose of getting high, where did you get these drugs? - Got from relative with permission	80
198	If you used prescription drugs or over the counter drugs without a doctor telling you to use it or for the purpose of getting high, where did you get these drugs? - Got from relative without permission	81
199	If you used prescription drugs or over the counter drugs without a doctor telling you to use it or for the purpose of getting high, where did you get these drugs? - Got from friend's home with permission	81
200	If you used prescription drugs or over the counter drugs without a doctor telling you to use it or for the purpose of getting high, where did you get these drugs? - Got from friend's home without permission	81
201	If you used prescription drugs or over the counter drugs without a doctor telling you to use it or for the purpose of getting high, where did you get these drugs? - Got from friend at school	81
202	If you used prescription drugs or over the counter drugs without a doctor telling you to use it or for the purpose of getting high, where did you get these drugs? - Got from friend at party	82
203	If you used prescription drugs or over the counter drugs without a doctor telling you to use it or for the purpose of getting high, where did you get these drugs? - Got from friend, elsewhere	82
204	If you used prescription drugs or over the counter drugs without a doctor telling you to use it or for the purpose of getting high, where did you get these drugs? - Got from internet sale	82
205	During the last month, about how many marijuana cigarettes, or the equivalent, did you smoke a day, on the average?	83

206	How wrong do your friends feel it would be for YOU to: have one or two drinks of an alcoholic beverage nearly every day?	83
207	How wrong do your friends feel it would be for YOU to: smoke tobacco?	83
208	How wrong do your friends feel it would be for YOU to: smoke marijuana?	84
209	How wrong do your friends feel it would be for YOU to: use prescription drugs not prescribed to you?	84
210	How wrong would most adults (over 21) in your neighborhood think it is for kids your age: to use marijuana?	84
211	How wrong would most adults (over 21) in your neighborhood think it is for kids your age: to drink alcohol?	85
212	How wrong would most adults (over 21) in your neighborhood think it is for kids your age: to smoke cigarettes?	85
213	How much do each of the following statements describe your neighborhood? crime and/or drug selling	85
214	How much do each of the following statements describe your neighborhood? fights	86
215	How much do each of the following statements describe your neighborhood? lots of empty or abandoned buildings	86
216	How much do each of the following statements describe your neighborhood? lots of graffiti	86
217	I feel safe in my neighborhood.	87
218	If a kid smoked marijuana in your neighborhood would he or she be caught by the police?	87
219	If a kid drank some beer, wine or hard liquor (for example, vodka, whiskey, or gin) in your neighborhood would he or she be caught by the police?	87
220	If a kid carried a handgun in your neighborhood would he or she be caught by the police?	88
221	If you wanted to get some cigarettes, how easy would it be for you to get some?	88
222	If you wanted to get some beer, wine or hard liquor (for example, vodka, whiskey, or gin), how easy would it be for you to get some?	88
223	If you wanted to get a drug like cocaine, LSD, or amphetamines, how easy would it be for you to get some?	89
224	If you wanted to get a handgun, how easy would it be for you to get one?	89
225	If you wanted to get some marijuana, how easy would it be for you to get some?	89
226	If you wanted to get prescription drugs for the purpose of getting high, how easy would it be for you to get some?	90
227	If you wanted to get synthetic marijuana such as K2 or chemical products such as bath salts to get high, how easy would it be for you to get some?	90

228	If you wanted to get steroids to use or to enhance athletic performance, how easy would it be for you to get some?	90
229	If you wanted to get e-cigarettes, e-cigars, or e-hookahs, how easy would it be for you to get some?	91
230	During the past 12 months, have you participated in any alcohol prevention programs or seen any alcohol prevention messages in your school or community? Yes, a school-based program focused on preventing underage drinking and/or drinking and driving.	91
231	During the past 12 months, have you participated in any alcohol prevention programs or seen any alcohol prevention messages in your school or community? Yes, a community-based program focused on preventing underage drinking and/or drinking and driving (for example, through your church or temple or through youth groups like Boys and Girls Club or 4-H).	91
232	During the past 12 months, have you participated in any alcohol prevention programs or seen any alcohol prevention messages in your school or community? Yes, a media campaign addressing underage drinking and/or drinking and driving (for example, newspaper ads, posters, pamphlets, radio, TV).	92
233	During the past 12 months, have you participated in any alcohol prevention programs or seen any alcohol prevention messages in your school or community? No	92
234	How wrong do your parents feel it would be for YOU to: have one or two drinks of an alcoholic beverage nearly every day?	92
235	How wrong do your parents feel it would be for YOU to: smoke tobacco?	92
236	How wrong do your parents feel it would be for YOU to: smoke marijuana?	93
237	How wrong do your parents feel it would be for YOU to: use prescription drugs not prescribed to you?	93
238	How wrong do your parents feel it would be for YOU to: steal something?	93
239	How wrong do your parents feel it would be for YOU to: draw graffiti, write things, or draw pictures on buildings or other property (without the owner's permission)?	94
240	How wrong do your parents feel it would be for YOU to: pick a fight with someone?	94
241	During the past 12 months, have you talked with at least one of your parents about the dangers of underage drinking and/or drinking and driving? By parents, we mean either your biological parents, adoptive parents, stepparents, or adult guardians - whether or not they live with you.	94
242	The rules in my family are clear.	95
243	People in my family have serious arguments about the same things, and often insult or yell at each other.	95

244	When I am not at home, one of my parents knows where I am and who I am with.	95
245	My family has clear rules about alcohol and drug use.	96
246	If you skipped school would you be caught by your parents?	96
247	My parents ask if I've gotten my homework done.	96
248	Would your parents know if you did not come home on time?	97
249	Do you know how to properly dispose of leftover prescription drugs?	97
250	Have any of your brothers or sisters ever: drunk beer, wine or hard liquor (for example, vodka, whiskey or gin)?	97
251	Have any of your brothers or sisters ever: smoked marijuana?	97
252	Have any of your brothers or sisters ever: smoked cigarettes?	98
253	Have any of your brothers or sisters ever: taken a handgun to school?	98
254	Have any of your brothers or sisters ever: been suspended or expelled from school?	98
255	Have any of your brothers or sisters ever: used e-cigarettes, e-cigars or e-hookahs (vaping)?	98
256	Have any of your brothers or sisters ever: used prescription drugs not prescribed to him/her?	99
257	Have you changed homes in the past year (the last 12 months)?	99
258	How many times have you changed homes since kindergarten?	99
259	Have you changed schools (including changing from elementary to middle and middle to high school) in the past year?	99
260	How many times have you changed schools since kindergarten (including changing from elementary to middle and middle to high school)?	100
261	Has anyone in your family ever had severe alcohol or drug problems?	100
262	About how many adults (over 21) have you known personally who in the past year have: used marijuana, crack, cocaine, or other drugs?	100
263	About how many adults (over 21) have you known personally who in the past year have: sold or dealt drugs?	101
264	About how many adults (over 21) have you known personally who in the past year have: done other things that could get them in trouble with the police, like stealing, selling stolen goods, mugging or assaulting others, etc.?	101
265	About how many adults (over 21) have you known personally who in the past year have: gotten drunk or high?	101
266	How honest were you in filling out this survey?	102

List of Figures

1	Grade Chart	12
2	Gender Chart	13
3	Age Chart	14

1 INTRODUCTION

This report was generated from data collected on the *2017 Arkansas Prevention Needs Assessment Student Survey*. This report contains basic frequency tables of all data collected and graphs on the selected demographic variables of grade, gender and age.

Questions regarding the information found in this report can be directed to:

International Survey Associates dba Pride Surveys

Mr. Jay Gleaton

2140 Newmarket Parkway

Suite 116

Marietta, GA 30067

Telephone: (800) 279-6361

Fax: (770) 726-9327

Website: <http://www.pridesurveys.com>

Grade Chart

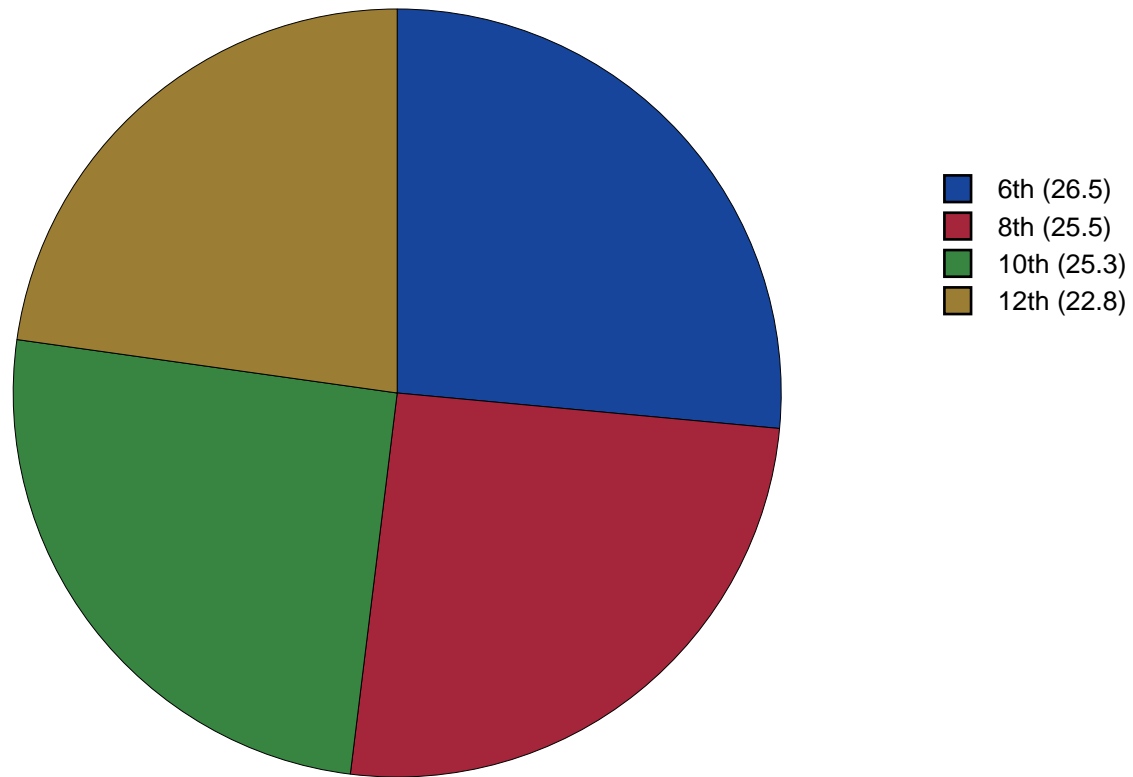


Figure 1: Grade Chart

Gender Chart

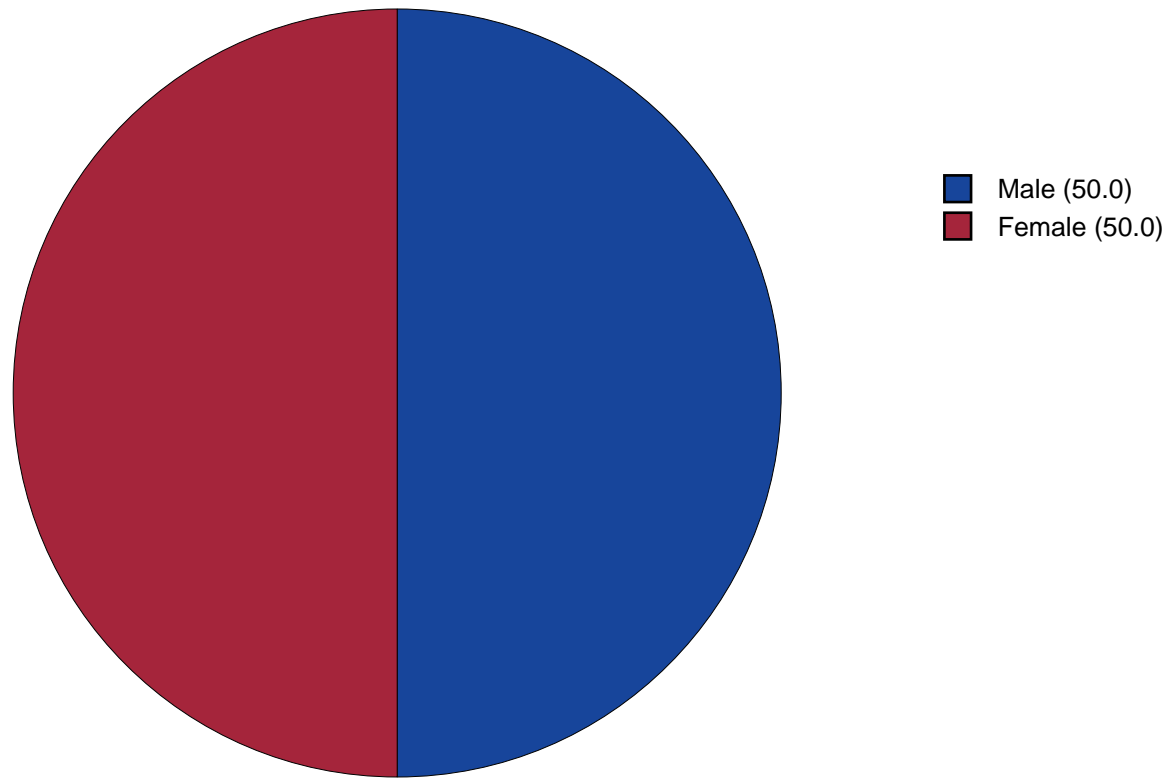


Figure 2: Gender Chart

Age Chart

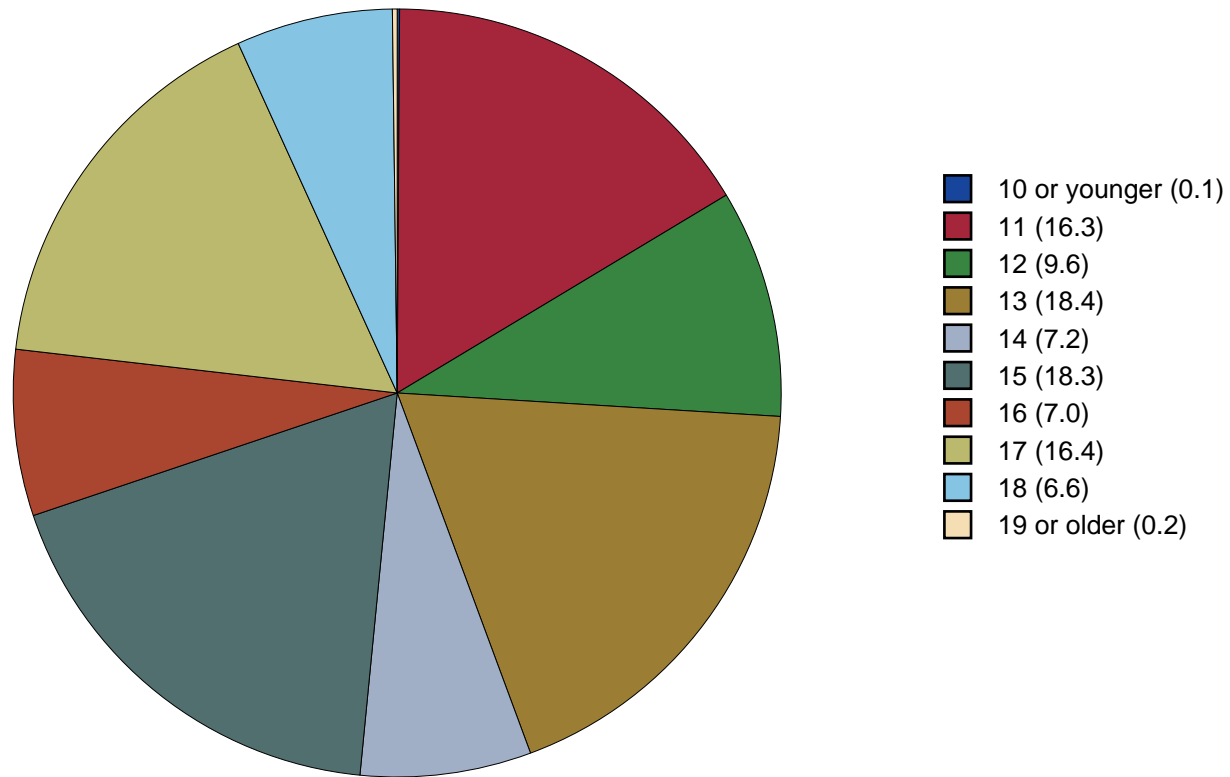


Figure 3: Age Chart

2 PERCENTAGE TABLES

The following tables contain frequency distribution detailing how your students responded to each question on the survey. The tables appear in the same order as the questions on the survey. The tables include breakdowns by grade level as well as overall percentages. The *N of Valid* row is a frequency count of the number of valid responses to each question for each grade and overall. The *N of Miss* row is a frequency count of the number of invalid (marked more than one response) or missing (i.e. did not respond) responses to each question for each grade and overall.

For the questions that allowed more than one response (i.e. race, live with, etc.) each response becomes a separate table. If a student did not mark the response, that was counted as a NO response, and if they did mark the response, that was counted as a YES response. Since a non response is a valid response for these questions, the *N of Miss* will always be zero for these questions.

Table 1: Gender



Response	6	8	10	12	Total	
Male	51.0	49.9	49.1	50.1	50.0	
Female	49.0	50.1	50.9	49.9	50.0	
N of Valid	916	875	875	787	3453	
N of Miss	5	11	5	5	26	

Table 2: Age











Response	6	8	10	12	Total	
10 or younger	0.5	0.0	0.0	0.0	0.1	
11	61.8	0.0	0.0	0.0	16.3	
12	36.0	0.3	0.0	0.0	9.6	
13	1.6	70.2	0.0	0.0	18.4	
14	0.0	27.0	1.0	0.0	7.2	
15	0.0	2.5	69.9	0.0	18.3	
16	0.0	0.0	27.3	0.3	7.0	
17	0.0	0.0	1.6	69.9	16.4	
18	0.0	0.0	0.1	28.8	6.6	
19 or older	0.0	0.0	0.0	1.0	0.2	
N of Valid	913	885	875	791	3464	
N of Miss	8	1	5	1	15	

Table 3: Are you Hispanic or Latino?



Response	6	8	10	12	Total	
No	64.6	69.4	67.3	68.1	67.3	
Yes	35.4	30.6	32.7	31.9	32.7	
N of Valid	868	869	869	784	3390	
N of Miss	53	17	11	8	89	

Table 4: What is your race? Black or African American



Response	6	8	10	12	Total	
No	84.3	85.5	86.8	85.5	85.5	
Yes	15.7	14.5	13.2	14.5	14.5	
N of Valid	884	868	843	765	3360	
N of Miss	0	0	0	0	0	

Table 5: What is your race? Asian



Response	6	8	10	12	Total	
No	93.0	93.3	90.4	91.9	92.2	
Yes	7.0	6.7	9.6	8.1	7.8	
N of Valid	884	868	843	765	3360	
N of Miss	0	0	0	0	0	

Table 6: What is your race? American Indian



Response	6	8	10	12	Total	
No	87.7	89.9	92.2	95.2	91.1	
Yes	12.3	10.1	7.8	4.8	8.9	
N of Valid	884	868	843	765	3360	
N of Miss	0	0	0	0	0	

Table 7: What is your race? Alaska Native



Response	6	8	10	12	Total	
No	99.7	99.8	99.4	99.7	99.6	
Yes	0.3	0.2	0.6	0.3	0.4	
N of Valid	884	868	843	765	3360	
N of Miss	0	0	0	0	0	

Table 8: What is your race? White



Response	6	8	10	12	Total	
No	51.0	39.1	41.6	36.6	42.3	
Yes	49.0	60.9	58.4	63.4	57.7	
N of Valid	884	868	843	765	3360	
N of Miss	0	0	0	0	0	

Table 9: What is your race? Native Hawaiian or Other Pacific Islander



Response	6	8	10	12	Total	
No	98.9	99.1	99.2	99.6	99.2	
Yes	1.1	0.9	0.8	0.4	0.8	
N of Valid	884	868	843	765	3360	
N of Miss	0	0	0	0	0	

Table 10: What is your race? Other



Response	6	8	10	12	Total	
No	61.7	72.4	74.0	79.1	71.5	
Yes	38.3	27.6	26.0	20.9	28.5	
N of Valid	884	868	843	765	3360	
N of Miss	0	0	0	0	0	

Table 11: What is the highest level of schooling completed by your mother or father?

Response	6	8	10	12	Total
Completed grade school or less	3.8	5.5	5.2	8.5	5.7
Some high school	4.7	7.1	15.0	13.2	9.9
Completed high school	10.0	15.2	16.4	18.6	15.0
Some college	9.9	12.0	14.9	13.6	12.6
Completed college	15.9	21.8	18.9	22.0	19.6
Graduate or professional school after college	9.4	10.9	13.5	10.7	11.1
Don't know	44.2	25.5	14.7	10.6	24.1
Does not apply	2.0	2.1	1.4	2.7	2.0
N of Valid	866	875	866	785	3392
N of Miss	55	11	14	7	87

Table 12: Think of where you live most of the time. Which of the following people live there with you? Mother

Response	6	8	10	12	Total
No	10.9	12.6	13.7	15.0	13.0
Yes	89.1	87.4	86.3	85.0	87.0
N of Valid	907	882	875	787	3451
N of Miss	0	0	0	0	0

Table 13: Think of where you live most of the time. Which of the following people live there with you? Stepmother

Response	6	8	10	12	Total
No	94.8	94.6	93.9	94.4	94.4
Yes	5.2	5.4	6.1	5.6	5.6
N of Valid	907	882	875	787	3451
N of Miss	0	0	0	0	0

Table 14: Think of where you live most of the time. Which of the following people live there with you? Foster Mother



Response	6	8	10	12	Total	
No	98.7	99.4	99.3	99.6	99.2	
Yes	1.3	0.6	0.7	0.4	0.8	
N of Valid	907	882	875	787	3451	
N of Miss	0	0	0	0	0	

Table 15: Think of where you live most of the time. Which of the following people live there with you? Grandmother



Response	6	8	10	12	Total	
No	86.3	87.9	90.1	91.1	88.8	
Yes	13.7	12.1	9.9	8.9	11.2	
N of Valid	907	882	875	787	3451	
N of Miss	0	0	0	0	0	

Table 16: Think of where you live most of the time. Which of the following people live there with you? Aunt



Response	6	8	10	12	Total	
No	94.0	95.6	96.5	95.6	95.4	
Yes	6.0	4.4	3.5	4.4	4.6	
N of Valid	907	882	875	787	3451	
N of Miss	0	0	0	0	0	

Table 17: Think of where you live most of the time. Which of the following people live there with you? Father



Response	6	8	10	12	Total	
No	41.0	46.6	43.5	43.1	43.6	
Yes	59.0	53.4	56.5	56.9	56.4	
N of Valid	907	882	875	787	3451	
N of Miss	0	0	0	0	0	

Table 18: Think of where you live most of the time. Which of the following people live there with you? Stepfather



Response	6	8	10	12	Total	
No	85.0	80.8	82.9	84.2	83.2	
Yes	15.0	19.2	17.1	15.8	16.8	
N of Valid	907	882	875	787	3451	
N of Miss	0	0	0	0	0	

Table 19: Think of where you live most of the time. Which of the following people live there with you? Foster Father



Response	6	8	10	12	Total	
No	99.6	99.4	99.4	99.6	99.5	
Yes	0.4	0.6	0.6	0.4	0.5	
N of Valid	907	882	875	787	3451	
N of Miss	0	0	0	0	0	

Table 20: Think of where you live most of the time. Which of the following people live there with you? Grandfather



Response	6	8	10	12	Total	
No	92.0	92.6	95.2	95.4	93.7	
Yes	8.0	7.4	4.8	4.6	6.3	
N of Valid	907	882	875	787	3451	
N of Miss	0	0	0	0	0	

Table 21: Think of where you live most of the time. Which of the following people live there with you? Uncle



Response	6	8	10	12	Total	
No	94.3	95.7	95.5	96.6	95.5	
Yes	5.7	4.3	4.5	3.4	4.5	
N of Valid	907	882	875	787	3451	
N of Miss	0	0	0	0	0	

Table 22: Think of where you live most of the time. Which of the following people live there with you? Other Adults



Response	6	8	10	12	Total	
No	96.8	97.8	97.8	97.3	97.5	
Yes	3.2	2.2	2.2	2.7	2.5	
N of Valid	907	882	875	787	3451	
N of Miss	0	0	0	0	0	

Table 23: Think of where you live most of the time. Which of the following people live there with you? Brother(s)



Response	6	8	10	12	Total	
No	47.6	51.4	47.1	54.5	50.0	
Yes	52.4	48.6	52.9	45.5	50.0	
N of Valid	907	882	875	787	3451	
N of Miss	0	0	0	0	0	

Table 24: Think of where you live most of the time. Which of the following people live there with you? Stepbrother(s)



Response	6	8	10	12	Total	
No	94.3	95.5	95.8	95.4	95.2	
Yes	5.7	4.5	4.2	4.6	4.8	
N of Valid	907	882	875	787	3451	
N of Miss	0	0	0	0	0	

Table 25: Think of where you live most of the time. Which of the following people live there with you? Sister(s)



Response	6	8	10	12	Total	
No	49.7	48.6	53.5	54.5	51.5	
Yes	50.3	51.4	46.5	45.5	48.5	
N of Valid	907	882	875	787	3451	
N of Miss	0	0	0	0	0	

Table 26: Think of where you live most of the time. Which of the following people live there with you? Stepsister(s)

Response	6	8	10	12	Total	
No	95.8	94.8	96.0	95.8	95.6	
Yes	4.2	5.2	4.0	4.2	4.4	
N of Valid	907	882	875	787	3451	
N of Miss	0	0	0	0	0	

Table 27: Think of where you live most of the time. Which of the following people live there with you? Other Children

Response	6	8	10	12	Total	
No	95.5	95.1	95.5	94.2	95.1	
Yes	4.5	4.9	4.5	5.8	4.9	
N of Valid	907	882	875	787	3451	
N of Miss	0	0	0	0	0	

Table 28: In my school, students have lots of chances to help decide things like class activities and rules.

Response	6	8	10	12	Total	
NO!	11.8	8.4	7.0	11.7	9.7	
no	36.5	36.1	32.6	35.5	35.2	
yes	44.7	48.0	48.7	41.3	45.8	
YES!	7.0	7.6	11.8	11.5	9.4	
N of Valid	892	871	875	777	3415	
N of Miss	29	15	5	15	64	

Table 29: Teachers ask me to work on special classroom projects.

Response	6	8	10	12	Total	
NO!	9.1	9.1	6.3	9.0	8.4	
no	37.0	45.2	45.2	35.9	40.9	
yes	44.0	39.3	40.5	46.1	42.4	
YES!	10.0	6.4	8.0	9.0	8.4	
N of Valid	882	870	870	777	3399	
N of Miss	39	16	10	15	80	

Table 30: My teacher(s) notices when I am doing a good job and lets me know about it.

Response	6	8	10	12	Total
NO!	4.5	6.0	7.2	8.4	6.4
no	19.9	25.3	27.4	28.6	25.2
yes	48.9	53.3	50.3	48.1	50.2
YES!	26.7	15.4	15.1	14.9	18.2
N of Valid	890	872	862	773	3397
N of Miss	31	14	18	19	82

Table 31: There are lots of chances for students in my school to get involved in sports, clubs, and other school activities outside of class.

Response	6	8	10	12	Total
NO!	7.9	1.5	2.0	2.6	3.5
no	19.1	7.3	4.7	6.2	9.5
yes	42.0	39.0	34.0	40.3	38.8
YES!	31.1	52.2	59.3	50.9	48.2
N of Valid	891	872	868	776	3407
N of Miss	30	14	12	16	72

Table 32: There are lots of chances for students in my school to talk with a teacher one-on-one.

Response	6	8	10	12	Total
NO!	3.5	3.7	2.3	4.6	3.5
no	13.0	20.9	17.8	18.6	17.5
yes	46.8	51.0	54.6	53.3	51.4
YES!	36.7	24.4	25.3	23.4	27.6
N of Valid	893	870	872	778	3413
N of Miss	28	16	8	14	66

Table 33: I feel safe at my school.


Response	6	8	10	12	Total	
NO!	3.5	3.7	4.5	4.5	4.0	
no	9.7	15.6	15.0	13.8	13.5	
yes	40.4	54.7	63.3	63.5	55.2	
YES!	46.4	26.0	17.3	18.2	27.3	
N of Valid	887	868	869	775	3399	
N of Miss	34	18	11	17	80	

Table 34: The school lets my parents know when I have done something well.


Response	6	8	10	12	Total	
NO!	11.3	17.2	17.6	21.8	16.9	
no	26.3	44.3	40.7	44.1	38.7	
yes	45.2	29.0	31.5	27.9	33.5	
YES!	17.2	9.5	10.3	6.2	10.9	
N of Valid	866	855	868	774	3363	
N of Miss	55	31	12	18	116	

Table 35: My teachers praise me when I work hard in school.


Response	6	8	10	12	Total	
NO!	9.6	9.4	13.6	14.3	11.6	
no	28.4	40.8	38.7	43.0	37.6	
yes	46.9	40.6	40.8	35.4	41.1	
YES!	15.0	9.2	7.0	7.2	9.7	
N of Valid	865	862	863	776	3366	
N of Miss	56	24	17	16	113	

Table 36: Are your school grades better than the grades of most students in your class?

Response	6	8	10	12	Total
NO!	8.6	5.3	6.8	4.8	6.4
no	33.0	28.5	28.9	30.5	30.2
yes	43.4	50.5	49.2	48.2	47.8
YES!	15.0	15.7	15.1	16.5	15.5
N of Valid	858	860	863	776	3357
N of Miss	63	26	17	16	122

Table 37: I have lots of chances to be part of class discussions or activities.

Response	6	8	10	12	Total
NO!	3.9	2.4	1.6	2.1	2.5
no	14.2	13.6	12.7	14.3	13.7
yes	49.9	57.7	62.6	63.5	58.3
YES!	32.0	26.3	23.1	20.1	25.6
N of Valid	878	870	869	775	3392
N of Miss	43	16	11	17	87

Table 38: Now thinking back over the past year in school, how often did you: enjoy being in school?

Response	6	8	10	12	Total
Never	4.8	6.4	5.8	9.1	6.4
Seldom	12.5	13.7	15.9	17.1	14.7
Sometimes	31.4	33.1	39.6	39.2	35.7
Often	27.2	33.0	29.2	26.5	29.0
Almost always	24.2	13.8	9.6	8.1	14.2
N of Valid	898	863	864	767	3392
N of Miss	23	23	16	25	87

Table 39: Now thinking back over the past year in school, how often did you: hate being in school?






Response	6	8	10	12	Total	
Never	17.8	7.9	4.9	4.7	9.0	
Seldom	32.3	28.0	24.3	21.9	26.8	
Sometimes	27.9	35.4	40.1	38.2	35.3	
Often	12.8	17.0	20.7	22.5	18.1	
Almost always	9.2	11.7	10.1	12.7	10.9	
N of Valid	882	857	861	764	3364	
N of Miss	39	29	19	28	115	

Table 40: Now thinking back over the past year in school, how often did you: try to do your best work in school?






Response	6	8	10	12	Total	
Never	0.2	0.4	1.4	0.9	0.7	
Seldom	1.8	2.0	2.2	3.7	2.4	
Sometimes	5.7	9.9	16.9	16.9	12.2	
Often	22.5	31.6	32.8	37.8	30.9	
Almost always	69.7	56.2	46.7	40.7	53.8	
N of Valid	887	849	859	762	3357	
N of Miss	34	37	21	30	122	

Table 41: How often do you feel that the school work you are assigned is meaningful and important?






Response	6	8	10	12	Total	
Never	5.1	5.9	8.8	9.3	7.2	
Seldom	8.6	19.1	24.3	27.5	19.6	
Sometimes	20.5	33.1	35.4	37.2	31.3	
Often	31.7	29.5	22.3	20.1	26.1	
Almost always	34.1	12.3	9.2	5.9	15.8	
N of Valid	886	860	856	763	3365	
N of Miss	35	26	24	29	114	

Table 42: Putting them all together, what were your grades like last year?

Response	6	8	10	12	Total
Mostly F's	1.4	0.6	2.0	1.1	1.3
Mostly D's	2.8	2.6	2.5	3.6	2.9
Mostly C's	11.3	10.3	14.6	17.1	13.2
Mostly B's	40.2	32.9	33.1	33.8	35.1
Mostly A's	44.2	53.5	47.9	44.4	47.6
N of Valid	850	841	838	754	3283
N of Miss	71	45	42	38	196

Table 43: How important do you think the things you are learning in school are going to be for your later life?

Response	6	8	10	12	Total
Very important	43.7	26.9	16.1	10.8	25.0
Quite important	29.5	23.4	22.7	19.3	23.9
Fairly important	15.9	29.9	30.5	33.4	27.1
Slightly important	8.6	16.2	24.0	30.5	19.4
Not at all important	2.3	3.6	6.7	6.0	4.6
N of Valid	898	866	863	767	3394
N of Miss	23	20	17	25	85

Table 44: During the LAST FOUR WEEKS how many whole days of school have you missed because you skipped or "cut"?

Response	6	8	10	12	Total
None	71.6	76.8	79.8	77.1	76.3
1	10.2	9.2	8.5	9.4	9.3
2	5.6	6.9	4.4	4.8	5.5
3	6.3	2.8	3.2	2.6	3.8
4-5	4.9	3.1	2.3	3.1	3.4
6-10	1.0	0.7	1.2	1.3	1.0
11 or more	0.3	0.5	0.6	1.7	0.7
N of Valid	890	867	862	767	3386
N of Miss	31	19	18	25	93

Table 45: What are the chances you would be seen as cool if you: smoked cigarettes?






Response	6	8	10	12	Total	
No or very little chance	89.4	76.0	69.9	69.1	76.4	
Little chance	5.8	12.5	14.4	17.3	12.3	
Some chance	2.4	7.7	11.0	8.0	7.2	
Pretty good chance	1.4	2.8	2.9	3.7	2.6	
Very good chance	1.1	0.9	1.7	2.0	1.4	
N of Valid	883	854	861	767	3365	
N of Miss	38	32	19	25	114	

Table 46: What are the chances you would be seen as cool if you: worked hard at school?






Response	6	8	10	12	Total	
No or very little chance	4.8	12.5	10.6	12.8	10.0	
Little chance	7.3	15.3	15.1	16.0	13.3	
Some chance	16.0	24.3	28.5	24.1	23.1	
Pretty good chance	29.9	24.6	26.7	27.1	27.1	
Very good chance	42.1	23.3	19.1	20.0	26.5	
N of Valid	894	857	860	764	3375	
N of Miss	27	29	20	28	104	

Table 47: What are the chances you would be seen as cool if you: began drinking alcoholic beverages regularly, that is, at least once or twice a month?






Response	6	8	10	12	Total	
No or very little chance	88.0	66.0	47.3	41.6	61.4	
Little chance	7.1	14.1	15.9	15.8	13.1	
Some chance	2.5	11.1	16.3	17.0	11.5	
Pretty good chance	1.0	6.2	12.8	16.7	8.9	
Very good chance	1.4	2.6	7.7	8.9	5.0	
N of Valid	882	856	857	765	3360	
N of Miss	39	30	23	27	119	

Table 48: What are the chances you would be seen as cool if you: defended someone who was being bullied?

Response	6	8	10	12	Total	
No or very little chance	8.9	10.2	9.7	10.2	9.7	
Little chance	6.4	15.2	13.2	11.2	11.4	
Some chance	15.4	23.6	27.8	29.0	23.7	
Pretty good chance	25.4	26.4	25.5	27.4	26.1	
Very good chance	43.9	24.7	23.8	22.2	29.0	
N of Valid	896	857	856	762	3371	
N of Miss	25	29	24	30	108	

Table 49: What are the chances you would be seen as cool if you: smoked marijuana?

Response	6	8	10	12	Total	
No or very little chance	88.8	64.0	46.3	38.9	60.3	
Little chance	4.9	8.8	10.6	11.9	8.9	
Some chance	2.2	9.8	14.3	15.3	10.2	
Pretty good chance	1.9	9.5	13.2	17.1	10.2	
Very good chance	2.3	8.0	15.7	16.8	10.4	
N of Valid	881	855	856	764	3356	
N of Miss	40	31	24	28	123	

Table 50: What are the chances you would be seen as cool if you: carried a handgun?

Response	6	8	10	12	Total	
No or very little chance	81.3	76.2	70.1	70.6	74.7	
Little chance	9.3	10.1	13.8	12.3	11.3	
Some chance	3.9	6.9	6.1	7.9	6.1	
Pretty good chance	2.4	3.5	4.6	5.4	3.9	
Very good chance	3.2	3.3	5.5	3.8	3.9	
N of Valid	882	852	857	763	3354	
N of Miss	39	34	23	29	125	

Table 51: What are the chances you would be seen as cool if you: used e-cigarettes, e-cigars or e-hookahs (vaping)?






Response	6	8	10	12	Total	
No or very little chance	86.0	62.3	47.0	40.8	59.7	
Little chance	6.0	9.5	12.1	12.3	9.9	
Some chance	4.0	10.9	13.0	13.1	10.1	
Pretty good chance	2.3	8.3	12.6	15.8	9.5	
Very good chance	1.7	9.0	15.3	17.9	10.7	
N of Valid	881	854	856	764	3355	
N of Miss	40	32	24	28	124	

Table 52: What are the chances you would be seen as cool if you: bullied someone or cyber bullied someone?






Response	6	8	10	12	Total	
No or very little chance	86.0	62.3	47.0	40.8	59.7	
Little chance	6.0	9.5	12.1	12.3	9.9	
Some chance	4.0	10.9	13.0	13.1	10.1	
Pretty good chance	2.3	8.3	12.6	15.8	9.5	
Very good chance	1.7	9.0	15.3	17.9	10.7	
N of Valid	881	854	856	764	3355	
N of Miss	40	32	24	28	124	

Table 53: Think of your four best friends (the friends you feel closest to). In the past year (12 months), how many of your best friends have: participated in clubs, organizations or activities at school?






Response	6	8	10	12	Total	
0	17.2	9.2	9.9	12.1	12.1	
1	17.3	11.4	10.8	13.0	13.2	
2	22.1	17.9	17.5	18.9	19.1	
3	14.7	15.2	14.3	14.5	14.7	
4	28.6	46.3	47.5	41.6	40.9	
N of Valid	882	860	855	753	3350	
N of Miss	39	26	25	39	129	

Table 54: Think of your four best friends (the friends you feel closest to). In the past year (12 months), how many of your best friends have: smoked cigarettes?






Response	6	8	10	12	Total	
0	93.9	83.7	74.2	67.1	80.2	
1	2.8	10.0	12.9	15.3	10.1	
2	2.0	3.9	5.7	7.8	4.8	
3	0.5	1.4	2.3	4.0	2.0	
4	0.8	0.9	4.8	5.8	3.0	
N of Valid	882	848	854	756	3340	
N of Miss	39	38	26	36	139	

Table 55: Think of your four best friends (the friends you feel closest to). In the past year (12 months), how many of your best friends have: tried beer, wine or hard liquor (for example, vodka, whiskey, or gin) when their parents didn't know about it?






Response	6	8	10	12	Total	
0	87.0	64.9	43.7	34.5	58.5	
1	8.8	15.7	17.0	15.8	14.2	
2	2.1	9.0	14.4	16.7	10.3	
3	1.0	4.1	8.2	9.2	5.5	
4	1.1	6.4	16.6	23.9	11.5	
N of Valid	889	849	853	754	3345	
N of Miss	32	37	27	38	134	

Table 56: Think of your four best friends (the friends you feel closest to). In the past year (12 months), how many of your best friends have: used e-cigarettes, e-cigars, or e-hookahs?






Response	6	8	10	12	Total	
0	92.8	76.0	57.4	47.1	69.2	
1	4.7	11.7	14.0	13.5	10.9	
2	1.4	6.7	9.7	11.4	7.1	
3	0.6	2.2	5.8	7.7	3.9	
4	0.6	3.4	13.1	20.4	8.9	
N of Valid	887	853	856	756	3352	
N of Miss	34	33	24	36	127	

Table 57: Think of your four best friends (the friends you feel closest to). In the past year (12 months), how many of your best friends have: used marijuana?






Response	6	8	10	12	Total	
0	94.6	74.9	56.5	41.1	67.8	
1	3.3	10.9	13.6	17.6	11.1	
2	0.9	5.2	10.1	13.0	7.1	
3	0.6	4.0	7.6	10.1	5.4	
4	0.7	4.9	12.2	18.2	8.7	
N of Valid	883	850	852	754	3339	
N of Miss	38	36	28	38	140	

Table 58: Think of your four best friends (the friends you feel closest to). In the past year (12 months), how many of your best friends have: used prescription drugs or non-prescription drugs for the purpose of getting high?






Response	6	8	10	12	Total	
0	97.1	89.7	77.9	71.9	84.6	
1	1.4	5.6	10.9	12.7	7.4	
2	0.9	1.6	5.5	6.5	3.5	
3	0.5	1.3	2.3	2.2	1.6	
4	0.2	1.8	3.4	6.7	2.9	
N of Valid	888	851	856	757	3352	
N of Miss	33	35	24	35	127	

Table 59: Think of your four best friends (the friends you feel closest to). In the past year (12 months), how many of your best friends have: used synthetic marijuana (K2, spice) or bath salts?






Response	6	8	10	12	Total	
0	98.0	95.8	91.0	89.8	93.8	
1	1.5	1.8	4.8	4.1	3.0	
2	0.3	1.3	2.3	1.9	1.4	
3	0.2	0.5	0.6	1.2	0.6	
4	0.0	0.7	1.3	3.0	1.2	
N of Valid	888	853	855	756	3352	
N of Miss	33	33	25	36	127	

Table 60: Think of your four best friends (the friends you feel closest to). In the past year (12 months), how many of your best friends have: used LSD, cocaine, amphetamines, or other illegal drugs?






Response	6	8	10	12	Total	
0	97.7	93.3	86.0	79.9	89.6	
1	1.1	3.8	7.4	9.5	5.3	
2	0.9	1.6	4.0	3.6	2.5	
3	0.2	0.6	1.1	2.6	1.1	
4	0.0	0.7	1.6	4.4	1.6	
N of Valid	887	851	855	756	3349	
N of Miss	34	35	25	36	130	

Table 61: Think of your four best friends (the friends you feel closest to). In the past year (12 months), how many of your best friends have: been bullied?






Response	6	8	10	12	Total	
0	40.3	45.0	57.3	63.8	51.2	
1	31.3	24.1	19.5	16.7	23.2	
2	12.5	15.6	11.0	10.6	12.5	
3	6.2	6.7	5.2	3.2	5.4	
4	9.6	8.6	6.9	5.7	7.8	
N of Valid	885	848	851	755	3339	
N of Miss	36	38	29	37	140	

Table 62: Think of your four best friends (the friends you feel closest to). In the past year (12 months), how many of your best friends have: been suspended from school?






Response	6	8	10	12	Total	
0	74.0	65.8	66.1	77.6	70.7	
1	15.0	17.0	18.1	11.0	15.4	
2	5.5	9.6	8.2	6.1	7.4	
3	2.8	3.4	3.3	2.0	2.9	
4	2.7	4.2	4.3	3.3	3.6	
N of Valid	892	853	856	755	3356	
N of Miss	29	33	24	37	123	

Table 63: Think of your four best friends (the friends you feel closest to). In the past year (12 months), how many of your best friends have: carried a handgun?

Response	6	8	10	12	Total	
0	94.8	93.4	88.6	89.1	91.6	
1	3.9	3.6	6.5	5.2	4.8	
2	0.8	1.2	2.1	2.3	1.6	
3	0.2	0.5	0.9	1.2	0.7	
4	0.2	1.3	1.9	2.3	1.4	
N of Valid	892	850	852	755	3349	
N of Miss	29	36	28	37	130	

Table 64: Think of your four best friends (the friends you feel closest to). In the past year (12 months), how many of your best friends have: sold illegal drugs?

Response	6	8	10	12	Total	
0	98.0	90.2	83.2	78.0	87.7	
1	1.4	5.7	8.8	10.2	6.3	
2	0.5	2.1	3.5	6.0	2.9	
3	0.1	1.1	1.8	1.1	1.0	
4	0.1	0.9	2.8	4.8	2.1	
N of Valid	885	846	855	753	3339	
N of Miss	36	40	25	39	140	

Table 65: Think of your four best friends (the friends you feel closest to). In the past year (12 months), how many of your best friends have: regularly attended religious services?

Response	6	8	10	12	Total	
0	37.6	25.8	28.0	30.3	30.5	
1	13.2	17.8	14.8	22.7	17.0	
2	17.1	20.6	22.3	19.9	19.9	
3	13.5	15.9	17.3	12.9	14.9	
4	18.7	20.0	17.6	14.2	17.7	
N of Valid	862	845	849	753	3309	
N of Miss	59	41	31	39	170	

Table 66: Think of your four best friends (the friends you feel closest to). In the past year (12 months), how many of your best friends have: stolen or tried to steal a motor vehicle such as a car or motorcycle?






Response	6	8	10	12	Total	
0	96.6	94.3	91.6	94.4	94.3	
1	2.2	3.3	4.8	2.7	3.3	
2	0.3	1.2	1.8	1.9	1.3	
3	0.6	0.6	0.7	0.4	0.6	
4	0.2	0.6	1.2	0.7	0.7	
N of Valid	890	849	857	753	3349	
N of Miss	31	37	23	39	130	

Table 67: Think of your four best friends (the friends you feel closest to). In the past year (12 months), how many of your best friends have: been arrested?






Response	6	8	10	12	Total	
0	94.2	86.0	80.7	84.3	86.4	
1	4.3	8.4	11.1	7.7	7.8	
2	0.8	3.2	3.3	3.9	2.7	
3	0.1	1.2	2.3	1.7	1.3	
4	0.7	1.3	2.6	2.4	1.7	
N of Valid	890	849	856	752	3347	
N of Miss	31	37	24	40	132	

Table 68: Think of your four best friends (the friends you feel closest to). In the past year (12 months), how many of your best friends have: dropped out of school?






Response	6	8	10	12	Total	
0	95.2	95.2	93.2	85.1	92.4	
1	2.9	2.9	3.8	10.8	4.9	
2	0.8	1.2	2.1	2.0	1.5	
3	0.3	0.2	0.3	0.9	0.4	
4	0.8	0.5	0.5	1.2	0.7	
N of Valid	887	850	858	753	3348	
N of Miss	34	36	22	39	131	

Table 69: Think of your four best friends (the friends you feel closest to). In the past year (12 months), how many of your best friends have: been members of a gang?






Response	6	8	10	12	Total	
0	92.0	90.7	88.0	91.1	90.5	
1	4.4	3.7	4.8	3.6	4.1	
2	1.2	2.0	2.9	2.1	2.1	
3	0.6	1.2	1.6	0.5	1.0	
4	1.8	2.5	2.6	2.7	2.4	
N of Valid	889	848	852	752	3341	
N of Miss	32	38	28	40	138	

Table 70: How old were you when you first: smoked marijuana?










Response	6	8	10	12	Total	
Never	97.7	88.2	73.4	57.3	80.0	
10 or younger	1.1	1.2	2.1	1.5	1.5	
11	0.9	2.0	2.1	1.5	1.6	
12	0.1	3.5	2.9	1.6	2.0	
13	0.1	3.8	5.5	4.9	3.5	
14	0.0	1.3	7.9	6.6	3.8	
15	0.0	0.0	5.8	9.2	3.5	
16	0.0	0.0	0.2	12.2	2.8	
17 or older	0.1	0.0	0.0	5.3	1.2	
N of Valid	896	850	850	757	3353	
N of Miss	25	36	30	35	126	

Table 71: How old were you when you first: smoked a cigarette, even just a puff?










Response	6	8	10	12	Total	
Never	93.7	83.9	76.7	67.6	81.0	
10 or younger	4.5	6.2	5.3	3.8	5.0	
11	1.3	3.6	2.0	1.8	2.2	
12	0.4	2.2	2.7	3.0	2.1	
13	0.0	3.3	3.9	3.2	2.5	
14	0.0	0.7	3.7	4.0	2.0	
15	0.0	0.0	5.0	6.9	2.8	
16	0.0	0.0	0.7	5.4	1.4	
17 or older	0.0	0.0	0.0	4.3	1.0	
N of Valid	891	853	854	759	3357	
N of Miss	30	33	26	33	122	

Table 72: How old were you when you first: had more than a sip or two of beer, wine or hard liquor (for example, vodka, whiskey, or gin)?










Response	6	8	10	12	Total	
Never	80.1	67.1	49.7	37.9	59.5	
10 or younger	14.2	8.9	8.5	5.4	9.4	
11	5.1	4.2	3.9	2.4	3.9	
12	0.5	8.7	3.3	3.7	4.0	
13	0.0	9.3	7.5	4.9	5.4	
14	0.0	1.8	12.1	7.5	5.2	
15	0.0	0.1	13.3	14.1	6.6	
16	0.1	0.0	1.5	14.5	3.7	
17 or older	0.0	0.0	0.2	9.6	2.2	
N of Valid	886	853	851	758	3348	
N of Miss	35	33	29	34	131	

Table 73: How old were you when you first: began drinking alcoholic beverages regularly, that is, at least once or twice a month?










Response	6	8	10	12	Total	
Never	98.9	93.5	80.8	72.4	86.9	
10 or younger	0.2	0.6	0.5	0.5	0.4	
11	0.7	0.6	1.1	0.0	0.6	
12	0.2	1.8	0.6	0.7	0.8	
13	0.0	2.6	2.2	1.6	1.6	
14	0.0	0.8	4.8	2.5	2.0	
15	0.0	0.1	8.2	4.5	3.1	
16	0.0	0.0	1.9	9.9	2.7	
17 or older	0.0	0.0	0.0	7.9	1.8	
N of Valid	893	851	855	756	3355	
N of Miss	28	35	25	36	124	

Table 74: How old were you when you first: used Pegaramide (peg, Peggy)?


Response	6	8	10	12	Total	
Never	100.0	100.0	100.0	100.0	100.0	
10 or younger	0.0	0.0	0.0	0.0	0.0	
11	0.0	0.0	0.0	0.0	0.0	
12	0.0	0.0	0.0	0.0	0.0	
13	0.0	0.0	0.0	0.0	0.0	
14	0.0	0.0	0.0	0.0	0.0	
15	0.0	0.0	0.0	0.0	0.0	
16	0.0	0.0	0.0	0.0	0.0	
17 or older	0.0	0.0	0.0	0.0	0.0	
N of Valid	872	851	851	759	3333	
N of Miss	49	35	29	33	146	

Table 75: How old were you when you first: got suspended from school?










Response	6	8	10	12	Total	
Never	87.0	84.3	81.3	78.9	83.0	
10 or younger	9.2	6.2	4.1	3.8	5.9	
11	3.1	2.6	2.0	1.5	2.3	
12	0.6	2.8	2.0	2.9	2.0	
13	0.0	3.2	3.0	3.6	2.4	
14	0.0	0.9	4.9	3.3	2.2	
15	0.0	0.0	2.6	2.6	1.3	
16	0.0	0.0	0.1	2.1	0.5	
17 or older	0.1	0.0	0.0	1.3	0.3	
N of Valid	894	852	855	757	3358	
N of Miss	27	34	25	35	121	

Table 76: How old were you when you first: got arrested?










Response	6	8	10	12	Total	
Never	97.6	95.6	92.5	91.2	94.3	
10 or younger	1.0	0.7	0.6	0.3	0.7	
11	1.3	0.6	0.5	0.3	0.7	
12	0.0	1.5	1.2	0.7	0.8	
13	0.0	1.4	1.3	1.3	1.0	
14	0.0	0.1	2.3	0.9	0.8	
15	0.0	0.1	1.1	2.1	0.8	
16	0.0	0.0	0.6	1.2	0.4	
17 or older	0.0	0.0	0.0	2.1	0.5	
N of Valid	892	855	854	758	3359	
N of Miss	29	31	26	34	120	

Table 77: How old were you when you first: carried a handgun?










Response	6	8	10	12	Total	
Never	95.8	96.1	92.1	91.9	94.1	
10 or younger	2.5	1.2	1.4	1.3	1.6	
11	0.9	1.1	0.6	0.4	0.7	
12	0.8	0.8	1.5	0.4	0.9	
13	0.0	0.6	0.8	0.9	0.6	
14	0.0	0.2	1.4	0.8	0.6	
15	0.0	0.0	1.9	0.9	0.7	
16	0.0	0.0	0.1	1.9	0.4	
17 or older	0.0	0.0	0.1	1.5	0.4	
N of Valid	887	852	850	753	3342	
N of Miss	34	34	30	39	137	

Table 78: How old were you when you first: used e-cigarettes, e-cigars, or e-hookahs (vaping)?










Response	6	8	10	12	Total	
Never	94.9	82.9	67.8	54.3	75.8	
10 or younger	2.1	1.3	1.4	0.3	1.3	
11	2.5	2.0	1.1	0.1	1.5	
12	0.2	5.9	2.8	2.0	2.7	
13	0.2	6.9	6.3	2.8	4.1	
14	0.0	1.1	9.4	6.5	4.1	
15	0.0	0.0	9.8	10.2	4.8	
16	0.0	0.0	1.4	15.3	3.8	
17 or older	0.0	0.0	0.0	8.5	1.9	
N of Valid	890	854	853	753	3350	
N of Miss	31	32	27	39	129	

Table 79: How old were you when you first: belonged to a gang?









Response	6	8	10	12	Total	
Never	97.2	96.5	96.5	97.1	96.8	
10 or younger	1.1	0.6	0.7	0.9	0.8	
11	1.3	0.4	0.6	0.1	0.6	
12	0.3	0.6	0.7	0.5	0.5	
13	0.0	1.3	0.4	0.0	0.4	
14	0.0	0.5	0.5	0.4	0.3	
15	0.0	0.2	0.6	0.1	0.2	
16	0.0	0.0	0.1	0.8	0.2	
17 or older	0.0	0.0	0.0	0.0	0.0	
N of Valid	892	848	854	756	3350	
N of Miss	29	38	26	36	129	

Table 80: How old were you when you first: used prescription drugs not prescribed to you?










Response	6	8	10	12	Total	
Never	96.9	95.9	90.1	83.6	91.9	
10 or younger	2.1	0.8	1.8	0.4	1.3	
11	0.9	0.8	0.1	0.1	0.5	
12	0.1	0.9	0.6	0.5	0.5	
13	0.0	1.4	2.1	1.7	1.3	
14	0.0	0.1	1.9	2.3	1.0	
15	0.0	0.0	2.9	4.6	1.8	
16	0.0	0.0	0.6	4.1	1.1	
17 or older	0.0	0.0	0.0	2.7	0.6	
N of Valid	893	852	855	754	3354	
N of Miss	28	34	25	38	125	

Table 81: How wrong do you think it is for someone your age to: take a handgun to school?





Response	6	8	10	12	Total	
Very wrong	89.9	84.2	85.2	89.8	87.3	
Wrong	7.2	12.4	10.7	5.9	9.1	
A little bit wrong	1.9	2.5	2.7	3.2	2.5	
Not at all wrong	1.0	0.9	1.4	1.1	1.1	
N of Valid	903	857	860	748	3368	
N of Miss	18	29	20	44	111	

Table 82: How wrong do you think it is for someone your age to: steal anything?





Response	6	8	10	12	Total	
Very wrong	71.7	56.5	55.2	64.1	61.9	
Wrong	22.7	34.7	33.9	28.8	30.0	
A little bit wrong	4.8	8.0	8.6	6.4	7.0	
Not at all wrong	0.9	0.7	2.3	0.7	1.2	
N of Valid	896	858	861	750	3365	
N of Miss	25	28	19	42	114	

Table 83: How wrong do you think it is for someone your age to: pick a fight with someone?





Response	6	8	10	12	Total	
Very wrong	57.0	41.5	37.8	45.7	45.6	
Wrong	29.8	33.6	36.7	34.3	33.5	
A little bit wrong	10.8	21.1	21.7	17.1	17.6	
Not at all wrong	2.5	3.9	3.9	3.0	3.3	
N of Valid	897	849	854	744	3344	
N of Miss	24	37	26	48	135	

Table 84: How wrong do you think it is for someone your age to: attack someone with the idea of seriously hurting them?





Response	6	8	10	12	Total	
Very wrong	90.2	78.5	74.9	74.4	79.8	
Wrong	7.3	15.2	18.5	18.4	14.6	
A little bit wrong	1.7	4.6	5.0	6.2	4.3	
Not at all wrong	0.8	1.8	1.6	1.1	1.3	
N of Valid	899	856	859	745	3359	
N of Miss	22	30	21	47	120	

Table 85: How wrong do you think it is for someone your age to: stay away from school all day when their parents think they are at school?





Response	6	8	10	12	Total	
Very wrong	82.5	63.7	54.8	52.7	64.0	
Wrong	14.3	25.0	31.0	29.2	24.6	
A little bit wrong	2.4	8.9	11.5	15.3	9.3	
Not at all wrong	0.8	2.4	2.7	2.8	2.1	
N of Valid	898	851	860	746	3355	
N of Miss	23	35	20	46	124	

Table 86: How wrong do you think it is for someone your age to: drink beer, wine or hard liquor (for example, vodka, whiskey, or gin) regularly?





Response	6	8	10	12	Total	
Very wrong	89.2	67.0	47.0	38.9	61.6	
Wrong	7.9	19.1	25.0	25.8	19.1	
A little bit wrong	2.2	10.2	20.9	23.8	13.8	
Not at all wrong	0.7	3.7	7.1	11.5	5.5	
N of Valid	902	855	861	748	3366	
N of Miss	19	31	19	44	113	

Table 87: How wrong do you think it is for someone your age to: smoke cigarettes?





Response	6	8	10	12	Total	
Very wrong	91.9	75.5	65.3	58.7	73.5	
Wrong	6.1	17.1	22.6	20.9	16.4	
A little bit wrong	1.6	5.6	8.1	13.8	7.0	
Not at all wrong	0.4	1.9	3.9	6.6	3.1	
N of Valid	896	856	861	745	3358	
N of Miss	25	30	19	47	121	

Table 88: How wrong do you think it is for someone your age to: smoke marijuana?





Response	6	8	10	12	Total	
Very wrong	92.8	71.0	49.2	38.6	64.0	
Wrong	4.5	13.1	19.3	18.9	13.7	
A little bit wrong	1.8	8.5	15.8	19.7	11.1	
Not at all wrong	0.9	7.4	15.8	22.9	11.3	
N of Valid	890	849	857	747	3343	
N of Miss	31	37	23	45	136	

Table 89: How wrong do you think it is for someone your age to: use prescription drugs or non-prescription drugs for the purpose of getting high?





Response	6	8	10	12	Total	
Very wrong	95.9	84.6	75.2	70.6	82.1	
Wrong	3.3	11.2	17.8	19.6	12.7	
A little bit wrong	0.6	2.9	4.7	7.3	3.7	
Not at all wrong	0.2	1.3	2.3	2.6	1.6	
N of Valid	896	855	858	744	3353	
N of Miss	25	31	22	48	126	

Table 90: How wrong do you think it is for someone your age to: use synthetic marijuana (K2, spice) or bath salts?

Response	6	8	10	12	Total	
Very wrong	95.8	86.2	80.6	81.2	86.2	
Wrong	3.1	10.9	14.8	14.4	10.6	
A little bit wrong	0.7	1.9	2.6	3.1	2.0	
Not at all wrong	0.3	1.1	2.0	1.3	1.2	
N of Valid	890	855	857	745	3347	
N of Miss	31	31	23	47	132	

Table 91: How wrong do you think it is for someone your age to: use LSD, cocaine, amphetamines or another illegal drug?

Response	6	8	10	12	Total	
Very wrong	98.1	89.6	84.5	80.2	88.4	
Wrong	1.7	7.8	11.8	13.9	8.6	
A little bit wrong	0.2	1.5	2.2	4.2	1.9	
Not at all wrong	0.0	1.1	1.5	1.7	1.0	
N of Valid	889	854	856	746	3345	
N of Miss	32	32	24	46	134	

Table 92: How wrong do you think it is for someone your age to: use e-cigarettes, e-cigars or e-hookahs (vaping)?

Response	6	8	10	12	Total	
Very wrong	86.7	63.7	45.4	37.4	59.2	
Wrong	8.8	15.6	15.5	13.5	13.3	
A little bit wrong	3.1	12.8	20.8	18.8	13.6	
Not at all wrong	1.4	8.0	18.3	30.3	13.9	
N of Valid	883	853	857	746	3339	
N of Miss	38	33	23	46	140	

Table 93: At school during the past 12 months, did you receive help from the resource teacher, speech therapist or other special education teacher?

Response	6	8	10	12	Total
No	0.0	0.0	0.0	0.0	0.0
Yes	0.0	0.0	0.0	0.0	0.0
N of Valid	0	0	0	0	0
N of Miss	0	0	0	0	0

Table 94: How many times in the past year (12 months) have you: been suspended from school?

Response	6	8	10	12	Total
Never	92.0	91.7	89.4	91.8	91.2
1 to 2 times	6.6	7.2	7.2	7.0	7.0
3 to 5 times	0.7	0.6	2.0	0.4	0.9
6 to 9 times	0.3	0.5	0.8	0.4	0.5
10+ times	0.4	0.0	0.6	0.4	0.4
N of Valid	900	858	856	744	3358
N of Miss	21	28	24	48	121

Table 95: How many times in the past year (12 months) have you: carried a handgun?

Response	6	8	10	12	Total
Never	96.4	96.6	94.1	94.5	95.5
1 to 2 times	2.3	1.8	3.2	1.7	2.3
3 to 5 times	0.3	0.7	0.6	1.6	0.8
6 to 9 times	0.1	0.1	0.4	0.3	0.2
10+ times	0.8	0.8	1.8	1.9	1.3
N of Valid	896	854	852	745	3347
N of Miss	25	32	28	47	132

Table 96: How many times in the past year (12 months) have you: sold illegal drugs?






Response	6	8	10	12	Total	
Never	99.7	97.7	94.7	91.9	96.2	
1 to 2 times	0.1	0.8	2.0	3.1	1.4	
3 to 5 times	0.1	0.4	1.3	1.8	0.8	
6 to 9 times	0.0	0.4	0.2	0.5	0.3	
10+ times	0.1	0.8	1.8	2.7	1.3	
N of Valid	892	853	848	742	3335	
N of Miss	29	33	32	50	144	

Table 97: How many times in the past year (12 months) have you: stolen or tried to steal a motor vehicle such as a car or motorcycle?






Response	6	8	10	12	Total	
Never	98.9	98.2	97.7	98.5	98.3	
1 to 2 times	0.9	1.2	1.6	0.8	1.1	
3 to 5 times	0.0	0.5	0.5	0.3	0.3	
6 to 9 times	0.1	0.0	0.2	0.1	0.1	
10+ times	0.1	0.1	0.0	0.3	0.1	
N of Valid	896	853	852	738	3339	
N of Miss	25	33	28	54	140	

Table 98: How many times in the past year (12 months) have you: participated in clubs, organizations or activities at school?






Response	6	8	10	12	Total	
Never	34.7	32.2	28.5	29.8	31.4	
1 to 2 times	28.2	19.6	15.9	13.3	19.6	
3 to 5 times	17.0	17.4	17.1	16.6	17.0	
6 to 9 times	5.6	5.4	6.7	7.7	6.3	
10+ times	14.4	25.4	31.9	32.6	25.7	
N of Valid	893	853	850	742	3338	
N of Miss	28	33	30	50	141	

Table 99: How many times in the past year (12 months) have you: been arrested?






Response	6	8	10	12	Total	
Never	97.8	96.5	94.7	95.4	96.1	
1 to 2 times	1.9	2.7	4.6	3.8	3.2	
3 to 5 times	0.2	0.5	0.6	0.4	0.4	
6 to 9 times	0.0	0.2	0.1	0.0	0.1	
10+ times	0.1	0.1	0.0	0.4	0.1	
N of Valid	894	853	849	740	3336	
N of Miss	27	33	31	52	143	

Table 100: How many times in the past year (12 months) have you: attacked someone with the idea of seriously hurting them?






Response	6	8	10	12	Total	
Never	92.5	92.7	90.0	92.8	92.0	
1 to 2 times	5.7	5.7	7.5	5.3	6.1	
3 to 5 times	0.9	0.6	1.8	0.7	1.0	
6 to 9 times	0.3	0.1	0.2	0.4	0.3	
10+ times	0.6	0.8	0.5	0.8	0.7	
N of Valid	895	853	853	736	3337	
N of Miss	26	33	27	56	142	

Table 101: How many times in the past year (12 months) have you: been drunk or high at school?






Response	6	8	10	12	Total	
Never	98.8	94.0	86.0	82.4	90.7	
1 to 2 times	0.7	3.2	8.1	7.7	4.8	
3 to 5 times	0.3	1.2	2.3	3.1	1.7	
6 to 9 times	0.0	0.6	0.6	1.6	0.7	
10+ times	0.2	1.1	2.9	5.1	2.2	
N of Valid	898	851	852	739	3340	
N of Miss	23	35	28	53	139	

Table 102: How many times in the past year (12 months) have you: taken a handgun to school?






Response	6	8	10	12	Total	
Never	99.8	99.2	99.3	99.1	99.3	
1 to 2 times	0.1	0.5	0.2	0.3	0.3	
3 to 5 times	0.0	0.2	0.4	0.3	0.2	
6 to 9 times	0.0	0.1	0.1	0.1	0.1	
10+ times	0.1	0.0	0.0	0.3	0.1	
N of Valid	898	849	850	740	3337	
N of Miss	23	37	30	52	142	

Table 103: How many times in the past year (12 months) have you: used e-cigarettes, e-cigars, or e-hookahs (vaping)?






Response	6	8	10	12	Total	
Never	99.8	99.2	99.3	99.1	99.3	
1 to 2 times	0.1	0.5	0.2	0.3	0.3	
3 to 5 times	0.0	0.2	0.4	0.3	0.2	
6 to 9 times	0.0	0.1	0.1	0.1	0.1	
10+ times	0.1	0.0	0.0	0.3	0.1	
N of Valid	898	849	850	740	3337	
N of Miss	23	37	30	52	142	

Table 104: Are you currently on probation, or assigned a probation officer with Juvenile Court?



Response	6	8	10	12	Total	
No	98.6	98.6	95.8	97.1	97.6	
Yes	1.4	1.4	4.2	2.9	2.4	
N of Valid	729	647	624	552	2552	
N of Miss	192	239	256	240	927	

Table 105: Have you ever belonged to a gang?






Response	6	8	10	12	Total	
No	93.6	93.1	94.0	94.2	93.7	
No, but would like to	2.2	1.3	2.7	1.6	2.0	
Yes, in the past	2.2	3.3	1.6	2.4	2.4	
Yes, belong now	1.8	2.1	1.6	1.3	1.7	
Yes, but would like to get out	0.2	0.2	0.0	0.4	0.2	
N of Valid	905	858	855	747	3365	
N of Miss	16	28	25	45	114	

Table 106: If you have ever belonged to a gang, did that gang have a name?




Response	6	8	10	12	Total	
No	8.8	5.5	12.0	9.7	9.0	
Yes	3.8	5.5	3.5	4.8	4.4	
I have never belonged to a gang	87.4	89.0	84.4	85.6	86.7	
N of Valid	900	854	847	735	3336	
N of Miss	21	32	33	57	143	

Table 107: You are at a party at someone's house, and one of your friends offers you a drink containing alcohol. What would you say or do?





Response	6	8	10	12	Total	
Drink it	4.3	18.1	32.1	41.6	23.2	
Tell your friend, 'No thanks, I don't drink' and suggest that you and your friend go and do something else	47.4	41.6	27.5	24.7	35.8	
Just say, 'No thanks' and walk away	29.6	26.8	30.1	27.1	28.5	
Make up a good excuse, tell your friend you had something else to do, and leave	18.7	13.5	10.2	6.6	12.5	
N of Valid	891	853	843	742	3329	
N of Miss	30	33	37	50	150	

Table 108: How often do you attend religious services or activities?

Response	6	8	10	12	Total	
Never	22.8	16.1	17.9	23.7	20.0	
Rarely	24.5	25.0	25.9	29.6	26.1	
1-2 Times a Month	12.9	13.6	14.2	14.7	13.8	
About Once a Week or More	39.9	45.4	42.0	32.0	40.1	
N of Valid	883	853	845	743	3324	
N of Miss	38	33	35	49	155	

Table 109: I think sometimes it's okay to cheat at school.

Response	6	8	10	12	Total	
NO!	62.4	33.5	21.5	20.0	35.2	
no	29.2	45.1	40.7	40.9	38.8	
yes	7.4	20.6	32.6	33.7	23.0	
YES!	1.0	0.8	5.2	5.4	3.0	
N of Valid	901	856	847	741	3345	
N of Miss	20	30	33	51	134	

Table 110: It is important to think before you act.

Response	6	8	10	12	Total	
NO!	2.4	0.7	1.7	1.3	1.5	
no	3.5	3.8	2.6	2.7	3.2	
yes	27.9	42.1	40.1	35.8	36.4	
YES!	66.3	53.4	55.6	60.2	58.9	
N of Valid	892	852	847	741	3332	
N of Miss	29	34	33	51	147	

Table 111: Sometimes I think that life is not worth it.





Response	6	8	10	12	Total	
NO!	51.4	39.4	34.5	33.6	40.1	
no	22.2	26.1	26.7	29.4	25.9	
yes	16.7	21.7	27.0	25.4	22.5	
YES!	9.8	12.8	11.8	11.6	11.5	
N of Valid	880	847	838	735	3300	
N of Miss	41	39	42	57	179	

Table 112: At times I think I am no good at all.





Response	6	8	10	12	Total	
NO!	29.3	26.0	24.8	21.9	25.7	
no	26.4	25.9	24.1	26.9	25.8	
yes	31.3	30.9	33.7	35.5	32.7	
YES!	13.0	17.2	17.4	15.7	15.8	
N of Valid	886	845	846	740	3317	
N of Miss	35	41	34	52	162	

Table 113: All in all, I am inclined to think that I am a failure.





Response	6	8	10	12	Total	
NO!	48.5	39.8	33.3	32.1	38.8	
no	27.2	31.2	32.6	38.4	32.1	
yes	16.8	17.5	22.9	19.4	19.1	
YES!	7.4	11.5	11.2	10.1	10.0	
N of Valid	886	845	843	739	3313	
N of Miss	35	41	37	53	166	

Table 114: In the past year, have you felt depressed or sad MOST days, even if you felt okay sometimes?





Response	6	8	10	12	Total	
NO!	32.6	30.9	25.7	23.3	28.4	
no	23.3	23.5	23.7	26.3	24.1	
yes	27.1	25.6	27.8	29.9	27.5	
YES!	17.0	19.9	22.8	20.5	20.0	
N of Valid	884	850	843	735	3312	
N of Miss	37	36	37	57	167	

Table 115: It is all right to beat up people if they start the fight.





Response	6	8	10	12	Total	
NO!	50.2	32.0	24.6	23.7	33.1	
no	21.4	25.4	26.4	25.7	24.6	
yes	16.4	24.2	27.9	29.9	24.3	
YES!	12.0	18.5	21.1	20.6	17.9	
N of Valid	889	848	842	738	3317	
N of Miss	32	38	38	54	162	

Table 116: I think it is okay to take something without asking if you can get away with it.





Response	6	8	10	12	Total	
NO!	77.3	57.0	53.7	56.0	61.4	
no	20.2	38.4	38.7	38.9	33.7	
yes	1.3	3.2	5.6	3.5	3.4	
YES!	1.1	1.4	2.0	1.5	1.5	
N of Valid	894	846	845	737	3322	
N of Miss	27	40	35	55	157	

Table 117: Where do you get the most information about living a drug and alcohol free life? Parents/guardians





Response	6	8	10	12	Total	
All the time	47.3	50.1	49.3	44.0	47.8	
Most	18.0	24.2	22.1	22.6	21.7	
Some	13.4	13.1	15.8	18.7	15.1	
Very little	21.2	12.6	12.7	14.7	15.3	
N of Valid	849	842	833	727	3251	
N of Miss	72	44	47	65	228	

Table 118: Where do you get the most information about living a drug and alcohol free life? Friends





Response	6	8	10	12	Total	
All the time	16.1	13.8	12.0	8.5	12.7	
Most	15.5	14.1	15.0	13.9	14.7	
Some	22.8	29.1	32.2	31.7	28.9	
Very little	45.6	42.9	40.7	45.9	43.7	
N of Valid	807	827	825	726	3185	
N of Miss	114	59	55	66	294	

Table 119: Where do you get the most information about living a drug and alcohol free life? Family members





Response	6	8	10	12	Total	
All the time	43.7	42.3	34.3	27.0	37.1	
Most	18.5	22.9	23.8	23.4	22.1	
Some	14.3	17.2	20.9	23.8	18.9	
Very little	23.5	17.6	20.9	25.9	21.8	
N of Valid	826	825	826	727	3204	
N of Miss	95	61	54	65	275	

Table 120: Where do you get the most information about living a drug and alcohol free life? School





Response	6	8	10	12	Total	
All the time	49.5	47.4	38.6	33.4	42.5	
Most	21.1	23.2	24.5	24.6	23.3	
Some	11.8	16.1	21.1	24.9	18.2	
Very little	17.7	13.3	15.8	17.2	15.9	
N of Valid	831	827	831	728	3217	
N of Miss	90	59	49	64	262	

Table 121: Where do you get the most information about living a drug and alcohol free life? Internet





Response	6	8	10	12	Total	
All the time	17.7	15.1	12.9	13.9	14.9	
Most	15.2	17.4	15.4	14.9	15.7	
Some	23.9	28.4	31.6	32.7	29.0	
Very little	43.3	39.2	40.2	38.5	40.3	
N of Valid	809	817	824	725	3175	
N of Miss	112	69	56	67	304	

Table 122: Where do you get the most information about living a drug and alcohol free life? TV





Response	6	8	10	12	Total	
All the time	22.1	18.1	11.5	13.7	16.4	
Most	13.5	18.2	11.9	13.7	14.3	
Some	25.4	28.8	36.7	32.2	30.8	
Very little	39.0	34.8	39.9	40.4	38.5	
N of Valid	815	822	825	723	3185	
N of Miss	106	64	55	69	294	

Table 123: Where do you get the most information about living a drug and alcohol free life? Social media





Response	6	8	10	12	Total	
All the time	16.9	13.2	12.0	14.3	14.1	
Most	11.8	13.5	12.2	11.4	12.2	
Some	18.8	25.2	28.8	28.7	25.3	
Very little	52.5	48.1	47.0	45.7	48.4	
N of Valid	798	817	827	722	3164	
N of Miss	123	69	53	70	315	

Table 124: How much do you think people risk harming themselves (physically or in other ways) if they: smoked one or more packs of cigarettes per day?





Response	6	8	10	12	Total	
No risk	14.3	9.8	8.5	5.2	9.6	
Slight risk	7.9	8.2	7.5	7.7	7.8	
Moderate risk	17.9	17.5	16.5	17.6	17.4	
Great risk	59.9	64.4	67.5	69.4	65.1	
N of Valid	876	855	840	726	3297	
N of Miss	45	31	40	66	182	

Table 125: How much do you think people risk harming themselves (physically or in other ways) if they: try marijuana once or twice?





Response	6	8	10	12	Total	
No risk	18.8	26.1	38.3	45.2	31.5	
Slight risk	23.2	27.5	32.4	31.1	28.4	
Moderate risk	24.4	22.8	13.8	12.2	18.6	
Great risk	33.6	23.5	15.5	11.5	21.5	
N of Valid	862	850	839	723	3274	
N of Miss	59	36	41	69	205	

Table 126: How much do you think people risk harming themselves (physically or in other ways) if they: smoke marijuana once or twice a week?

Response	6	8	10	12	Total	
No risk	17.4	19.1	27.9	33.7	24.1	
Slight risk	10.2	14.9	21.3	27.6	18.1	
Moderate risk	20.5	25.9	26.4	19.5	23.2	
Great risk	51.9	40.1	24.4	19.2	34.6	
N of Valid	853	843	831	718	3245	
N of Miss	68	43	49	74	234	

Table 127: How much do you think people risk harming themselves (physically or in other ways) if they: take one or two drinks of an alcoholic beverage (beer, wine, liquor) nearly every day?

Response	6	8	10	12	Total	
No risk	16.3	12.5	11.0	9.8	12.5	
Slight risk	13.2	14.9	20.3	20.9	17.1	
Moderate risk	25.5	28.4	32.8	31.9	29.5	
Great risk	45.0	44.2	36.0	37.3	40.8	
N of Valid	873	851	839	721	3284	
N of Miss	48	35	41	71	195	

Table 128: How much do you think people risk harming themselves (physically or in other ways) if they: have five or more drinks of an alcoholic beverage once or twice a weekend?

Response	6	8	10	12	Total	
No risk	15.1	11.0	9.1	8.8	11.1	
Slight risk	10.0	10.7	13.4	17.3	12.6	
Moderate risk	19.9	24.7	32.0	29.2	26.3	
Great risk	55.0	53.6	45.5	44.7	50.0	
N of Valid	873	847	835	718	3273	
N of Miss	48	39	45	74	206	

Table 129: How much do you think people risk harming themselves (physically or in other ways) if they: use prescription drugs that are not prescribed to them?





Response	6	8	10	12	Total	
No risk	14.8	8.9	7.9	3.9	9.1	
Slight risk	5.2	5.1	8.3	10.2	7.1	
Moderate risk	15.7	17.4	23.1	23.5	19.8	
Great risk	64.3	68.7	60.7	62.3	64.1	
N of Valid	870	846	839	722	3277	
N of Miss	51	40	41	70	202	

Table 130: How much do you think people risk harming themselves (physically or in other ways) if they: use non-prescription drugs to get high?





Response	6	8	10	12	Total	
No risk	13.4	8.4	6.9	5.1	8.6	
Slight risk	5.3	5.2	8.4	8.6	6.8	
Moderate risk	13.4	16.5	22.6	23.4	18.8	
Great risk	67.8	70.0	62.1	62.8	65.8	
N of Valid	864	849	836	721	3270	
N of Miss	57	37	44	71	209	

Table 131: How much do you think people risk harming themselves (physically or in other ways) if they: use e-cigarettes, e-cigars, or e-hookahs?





Response	6	8	10	12	Total	
No risk	17.2	20.7	30.3	34.4	25.2	
Slight risk	18.3	25.7	30.7	33.6	26.8	
Moderate risk	21.5	21.8	18.1	15.1	19.3	
Great risk	43.0	31.8	20.9	16.9	28.7	
N of Valid	862	849	836	721	3268	
N of Miss	59	37	44	71	211	

Table 132: Have you ever used smokeless tobacco (chew, snuff, plug, dipping tobacco, or chewing tobacco)?






Response	6	8	10	12	Total	
Never	96.5	92.5	92.0	85.9	92.0	
Once or Twice	3.2	5.3	4.9	7.7	5.1	
Once in a while but not regularly	0.0	0.9	1.4	2.6	1.2	
Regularly in the past	0.3	0.8	0.7	1.9	0.9	
Regularly now	0.0	0.5	1.0	1.8	0.8	
N of Valid	885	855	842	723	3305	
N of Miss	36	31	38	69	174	

Table 133: How often have you used smokeless tobacco during the past 30 days?







Response	6	8	10	12	Total	
Not at all	99.4	98.1	96.9	94.7	97.4	
Once or twice	0.3	1.1	1.4	2.1	1.2	
Once or twice per week	0.1	0.5	0.5	1.0	0.5	
Three to five times per week	0.0	0.0	0.0	0.6	0.1	
About once a day	0.1	0.2	0.4	0.1	0.2	
More than once a day	0.0	0.1	0.8	1.5	0.6	
N of Valid	885	857	836	718	3296	
N of Miss	36	29	44	74	183	

Table 134: Have you ever smoked cigarettes?






Response	6	8	10	12	Total	
Never	93.6	84.9	77.5	69.6	82.0	
Once or Twice	4.8	11.2	14.3	15.9	11.3	
Once in a while but not regularly	0.9	2.2	3.7	8.6	3.6	
Regularly in the past	0.5	0.9	1.9	3.6	1.6	
Regularly now	0.2	0.7	2.6	2.4	1.4	
N of Valid	881	856	841	723	3301	
N of Miss	40	30	39	69	178	

Table 135: How frequently have you smoked cigarettes during the past 30 days?


Response	6	8	10	12	Total	
Not at all	99.1	97.0	94.1	89.3	95.1	
Less than one cigarette per day	0.8	2.1	2.8	7.1	3.0	
One to five cigarettes per day	0.1	0.2	1.5	2.5	1.0	
About one-half pack per day	0.0	0.6	0.9	0.6	0.5	
About one pack per day	0.0	0.1	0.1	0.1	0.1	
About one and one-half packs per day	0.0	0.0	0.2	0.1	0.1	
Two packs or more per day	0.0	0.0	0.2	0.3	0.1	
N of Valid	875	855	843	721	3294	
N of Miss	46	31	37	71	185	

Table 136: Which statement best describes rules about smoking inside your home or your family cars?


Response	6	8	10	12	Total	
Smoking is not allowed anywhere inside your home or cars	68.4	68.2	73.1	71.9	70.3	
Smoking is allowed in some places and at some times or in some cars	9.4	9.5	9.9	11.1	9.9	
Smoking is allowed anywhere inside the home or cars	3.1	1.8	3.2	3.1	2.8	
There are no rules about smoking inside the home or cars	1.9	5.5	3.4	5.8	4.1	
I don't know	17.2	15.0	10.3	8.1	12.9	
N of Valid	864	852	841	718	3275	
N of Miss	57	34	39	74	204	

Table 137: Have you ever used e-cigarettes, e-cigars, or e-hookahs (vaping)?


Response	6	8	10	12	Total	
Never	93.5	78.3	63.1	49.2	72.1	
Once or Twice	4.4	10.8	12.1	14.9	10.3	
Once in a while but not regularly	1.6	6.1	11.4	13.5	7.9	
Regularly in the past	0.5	2.8	4.9	6.8	3.6	
Regularly now	0.1	1.9	8.5	15.6	6.1	
N of Valid	872	848	840	718	3278	
N of Miss	49	38	40	74	201	

Table 138: How frequently have you used e-cigarettes, e-cigars, or e-hookahs (vaping)?








Response	6	8	10	12	Total	
Not at all	98.0	90.3	77.0	69.6	84.4	
Less than 10 puffs per day	1.8	6.4	11.2	13.8	8.0	
10 to 50 puffs per day	0.1	1.8	7.7	8.5	4.3	
About one-half cartomiser per day	0.0	0.6	0.8	1.8	0.8	
About one cartomiser per day	0.0	0.4	1.1	2.4	0.9	
About one and one-half cartomisers per day	0.0	0.1	1.1	1.1	0.6	
Two cartomisers or more per day	0.0	0.4	1.1	2.8	1.0	
N of Valid	870	838	829	710	3247	
N of Miss	51	48	51	82	232	

Table 139: During this school year, were you taught in any of your classes about the dangers of tobacco use?






Response	6	8	10	12	Total	
Never	23.4	33.6	48.4	53.1	38.9	
Rarely	14.3	20.4	18.8	20.8	18.4	
Sometimes	23.1	21.9	15.8	15.8	19.3	
Often	21.1	14.9	11.0	5.2	13.4	
Almost always	18.2	9.3	6.1	5.0	9.9	
N of Valid	869	840	825	715	3249	
N of Miss	52	46	55	77	230	

Table 140: During the past 12 months, have you participated in any community activities to discourage people your age from using cigarettes, chewing tobacco, snuff, dip or cigars, e-cigarettes, e-cigars, or e-hookahs?






Response	6	8	10	12	Total	
Never	72.4	72.5	76.1	83.0	75.7	
Rarely	10.4	11.9	12.3	9.0	11.0	
Sometimes	8.6	8.7	6.7	4.1	7.1	
Often	5.0	5.5	3.2	1.8	4.0	
Almost always	3.6	1.3	1.8	2.1	2.2	
N of Valid	863	837	823	712	3235	
N of Miss	58	49	57	80	244	

Table 141: Think back over the last two weeks. How many times have you had five or more alcoholic drinks in a row?

Response	6	8	10	12	Total	
None	97.4	93.1	83.3	78.4	88.5	
Once	1.8	2.4	6.1	8.5	4.5	
Twice	0.3	1.8	5.3	4.9	3.0	
3-5 times	0.3	2.3	3.2	5.7	2.8	
6-9 times	0.1	0.2	0.8	0.8	0.5	
10 or more times	0.0	0.2	1.2	1.7	0.7	
N of Valid	874	838	831	716	3259	
N of Miss	47	48	49	76	220	

Table 142: During the past 30 days, how many times did you ride in a car or other vehicle driven by someone who had been drinking alcohol or using drugs to get high?

Response	6	8	10	12	Total	
0 times	90.6	88.3	80.8	79.7	85.1	
1 time	5.2	4.5	7.9	6.4	6.0	
2 or 3 times	1.9	4.2	6.4	7.3	4.8	
4 or 5 times	0.5	1.0	2.5	2.9	1.7	
6 or more times	1.9	2.0	2.4	3.6	2.4	
N of Valid	863	837	828	715	3243	
N of Miss	58	49	52	77	236	

Table 143: During the past 30 days, how many times did you drive a car or other vehicle when you had been drinking alcohol or using drugs to get high?

Response	6	8	10	12	Total	
I did not drive a car in the past 30 days	52.0	59.7	49.3	27.4	47.8	
0 times	46.7	38.3	46.1	61.2	47.6	
1 time	1.0	1.0	1.8	4.4	1.9	
2 or 3 times	0.2	0.5	1.1	3.0	1.1	
4 or 5 times	0.0	0.1	0.7	1.4	0.5	
6 or more times	0.1	0.5	0.9	2.7	1.0	
N of Valid	842	813	815	711	3181	
N of Miss	79	73	65	81	298	

Table 144: If you drank alcohol (not just a sip or taste) in the past year, where did you usually drink it?











Response	6	8	10	12	Total	
I did not drink alcohol in the past year	93.6	81.4	59.7	52.1	72.6	
At my home	3.7	9.4	14.7	14.0	10.3	
At someone else's home	1.8	6.8	21.3	29.5	14.2	
At an open area like a park, beach, field, back road, woods, or a street corner	0.2	0.7	1.3	1.9	1.0	
At a sporting event or concert	0.0	0.5	1.1	0.4	0.5	
At a restaurant, bar, or a nightclub	0.5	0.6	0.7	1.1	0.7	
At an empty building or a construction site	0.1	0.1	0.1	0.0	0.1	
At a hotel/motel	0.1	0.2	0.1	0.1	0.2	
An a car	0.0	0.0	0.4	0.9	0.3	
At school	0.0	0.2	0.5	0.0	0.2	
N of Valid	843	828	817	702	3190	
N of Miss	78	58	63	90	289	

Table 145: How do you feel about someone your age having one or two drinks of an alcoholic beverage nearly every day?





Response	6	8	10	12	Total	
Neither approve nor disapprove	21.9	26.0	34.1	32.2	28.3	
Somewhat disapprove	6.1	16.1	20.8	27.1	17.1	
Strongly disapprove	55.4	46.8	36.4	32.7	43.3	
Don't know or can't say	16.6	11.1	8.8	8.0	11.3	
N of Valid	863	831	822	715	3231	
N of Miss	58	55	58	77	248	

Table 146: On how many occasions have you had alcoholic beverages (beer, wine or hard liquor) to drink in your lifetime - more than just a few sips?






Response	6	8	10	12	Total	
0	88.5	76.5	55.9	42.9	67.1	
1-2	8.1	12.9	14.8	13.7	12.3	
3-5	2.4	5.1	9.4	12.3	7.0	
6-9	0.2	1.6	5.3	8.2	3.6	
10+	0.7	3.9	14.6	23.0	10.0	
N of Valid	872	838	833	709	3252	
N of Miss	49	48	47	83	227	

Table 147: On how many occasions have you drunk one of more drinks of an alcoholic beverage during the past 30 days?


Response	6	8	10	12	Total	
0	97.9	91.8	78.7	71.0	85.6	
1-2	2.0	5.0	12.1	15.3	8.3	
3-5	0.1	1.9	5.7	6.0	3.3	
6-9	0.0	0.5	1.9	3.1	1.3	
10+	0.0	0.8	1.6	4.5	1.6	
N of Valid	869	837	826	704	3236	
N of Miss	52	49	54	88	243	

Table 148: On how many occasions have you used marijuana (grass, pot) or hashish (hash, hash oil) in your lifetime?


Response	6	8	10	12	Total	
0	97.5	87.8	76.2	60.3	81.4	
1-2	1.8	4.2	5.6	8.1	4.8	
3-5	0.3	2.3	3.9	5.7	2.9	
6-9	0.0	1.3	2.2	4.1	1.8	
10+	0.3	4.4	12.2	21.8	9.1	
N of Valid	870	834	823	706	3233	
N of Miss	51	52	57	86	246	

Table 149: On how many occasions have you used marijuana (grass, pot) or hashish (hash, hash oil) during the past 30 days?


Response	6	8	10	12	Total	
0	99.4	93.9	86.7	78.2	90.1	
1-2	0.3	3.0	4.8	5.9	3.4	
3-5	0.0	1.4	3.0	3.7	1.9	
6-9	0.0	0.4	1.2	1.3	0.7	
10+	0.2	1.3	4.2	10.9	3.9	
N of Valid	866	834	825	707	3232	
N of Miss	55	52	55	85	247	

Table 150: On how many occasions have you used LSD or other psychedelics in your lifetime?






Response	6	8	10	12	Total	
0	99.7	99.3	96.6	93.6	97.5	
1-2	0.2	0.6	1.9	4.0	1.6	
3-5	0.0	0.0	0.5	1.1	0.4	
6-9	0.1	0.0	0.0	0.4	0.1	
10+	0.0	0.1	1.0	0.9	0.5	
N of Valid	865	836	827	702	3230	
N of Miss	56	50	53	90	249	

Table 151: On how many occasions have you used LSD or other psychedelics during the past 30 days?






Response	6	8	10	12	Total	
0	99.9	99.6	98.8	97.7	99.1	
1-2	0.1	0.4	0.7	1.4	0.6	
3-5	0.0	0.0	0.1	0.4	0.1	
6-9	0.0	0.0	0.4	0.1	0.1	
10+	0.0	0.0	0.0	0.3	0.1	
N of Valid	861	834	828	706	3229	
N of Miss	60	52	52	86	250	

Table 152: On how many occasions have you used cocaine or crack in your lifetime?






Response	6	8	10	12	Total	
0	99.7	99.4	97.9	97.5	98.7	
1-2	0.2	0.6	0.8	1.7	0.8	
3-5	0.0	0.0	0.4	0.3	0.2	
6-9	0.0	0.0	0.2	0.4	0.2	
10+	0.1	0.0	0.6	0.1	0.2	
N of Valid	871	833	828	708	3240	
N of Miss	50	53	52	84	239	

Table 153: On how many occasions have you used cocaine or crack during the past 30 days?

Response	6	8	10	12	Total	
0	100.0	99.8	99.3	99.0	99.5	
1-2	0.0	0.2	0.2	0.8	0.3	
3-5	0.0	0.0	0.0	0.0	0.0	
6-9	0.0	0.0	0.2	0.1	0.1	
10+	0.0	0.0	0.2	0.0	0.1	
N of Valid	869	831	827	708	3235	
N of Miss	52	55	53	84	244	

Table 154: On how many occasions have you sniffed glue, breathed the contents of an aerosol spray can, or inhaled other gases or sprays, in order to get high in your lifetime?

Response	6	8	10	12	Total	
0	95.9	93.4	95.0	96.7	95.2	
1-2	3.2	4.9	2.7	1.7	3.2	
3-5	0.7	1.1	1.1	0.8	0.9	
6-9	0.2	0.2	0.6	0.1	0.3	
10+	0.0	0.4	0.6	0.6	0.4	
N of Valid	871	833	828	707	3239	
N of Miss	50	53	52	85	240	

Table 155: On how many occasions have you sniffed glue, breathed the contents of an aerosol spray can, or inhaled other gases or sprays, in order to get high during the past 30 days?

Response	6	8	10	12	Total	
0	98.6	98.2	99.4	99.2	98.8	
1-2	1.3	1.3	0.5	0.6	0.9	
3-5	0.1	0.4	0.1	0.1	0.2	
6-9	0.0	0.1	0.0	0.0	0.0	
10+	0.0	0.0	0.0	0.1	0.0	
N of Valid	872	829	824	708	3233	
N of Miss	49	57	56	84	246	

Table 156: On how many occasions have you used Pegaramide (peg, Peggy, etc.) in your lifetime?


Response	6	8	10	12	Total	
0	100.0	100.0	100.0	100.0	100.0	
1-2	0.0	0.0	0.0	0.0	0.0	
3-5	0.0	0.0	0.0	0.0	0.0	
6-9	0.0	0.0	0.0	0.0	0.0	
10+	0.0	0.0	0.0	0.0	0.0	
N of Valid	867	827	826	709	3229	
N of Miss	54	59	54	83	250	

Table 157: On how many occasions have you used Pegaramide (peg, Peggy, etc.) during the past 30 days?


Response	6	8	10	12	Total	
0	100.0	100.0	100.0	100.0	100.0	
1-2	0.0	0.0	0.0	0.0	0.0	
3-5	0.0	0.0	0.0	0.0	0.0	
6-9	0.0	0.0	0.0	0.0	0.0	
10+	0.0	0.0	0.0	0.0	0.0	
N of Valid	862	827	824	707	3220	
N of Miss	59	59	56	85	259	

Table 158: On how many occasions have you used synthetic marijuana (K2, spice) in your lifetime?






Response	6	8	10	12	Total	
0	99.4	98.6	97.1	96.0	97.9	
1-2	0.3	0.6	1.9	2.5	1.3	
3-5	0.0	0.2	0.4	0.4	0.2	
6-9	0.0	0.2	0.1	0.7	0.2	
10+	0.2	0.4	0.5	0.3	0.3	
N of Valid	866	830	825	707	3228	
N of Miss	55	56	55	85	251	

Table 159: On how many occasions have you used synthetic marijuana (K2, spice) during the past 30 days?


Response	6	8	10	12	Total	
0	99.7	99.0	99.0	99.3	99.3	
1-2	0.2	0.5	0.6	0.4	0.4	
3-5	0.0	0.1	0.1	0.1	0.1	
6-9	0.0	0.0	0.1	0.0	0.0	
10+	0.1	0.4	0.1	0.1	0.2	
N of Valid	866	828	822	706	3222	
N of Miss	55	58	58	86	257	

Table 160: On how many occasions have you used methamphetamines (meth, speed, crank, crystal meth) in your lifetime?


Response	6	8	10	12	Total	
0	99.9	99.0	98.7	99.2	99.2	
1-2	0.1	0.5	0.6	0.6	0.4	
3-5	0.0	0.2	0.2	0.0	0.1	
6-9	0.0	0.0	0.0	0.0	0.0	
10+	0.0	0.2	0.5	0.3	0.2	
N of Valid	865	828	821	707	3221	
N of Miss	56	58	59	85	258	

Table 161: On how many occasions have you used methamphetamines (meth, speed, crank, crystal meth) in the past 30 days?


Response	6	8	10	12	Total	
0	100.0	99.4	99.9	99.9	99.8	
1-2	0.0	0.2	0.0	0.0	0.1	
3-5	0.0	0.1	0.1	0.0	0.1	
6-9	0.0	0.1	0.0	0.1	0.1	
10+	0.0	0.1	0.0	0.0	0.0	
N of Valid	856	824	819	707	3206	
N of Miss	65	62	61	85	273	

Table 162: On how many occasions have you used other chemical products (bath salts, plant food, etc.) in your lifetime?






Response	6	8	10	12	Total	
0	98.2	98.7	98.9	99.4	98.8	
1-2	1.4	0.6	0.2	0.4	0.7	
3-5	0.1	0.4	0.6	0.0	0.3	
6-9	0.0	0.1	0.1	0.0	0.1	
10+	0.3	0.2	0.1	0.1	0.2	
N of Valid	865	829	822	707	3223	
N of Miss	56	57	58	85	256	

Table 163: On how many occasions have you used other chemical products (bath salts, plant food, etc.) during the past 30 days?





Response	6	8	10	12	Total	
0	99.4	99.2	99.5	99.9	99.5	
1-2	0.3	0.5	0.4	0.1	0.3	
3-5	0.1	0.2	0.0	0.0	0.1	
6-9	0.0	0.0	0.0	0.0	0.0	
10+	0.1	0.1	0.1	0.0	0.1	
N of Valid	859	833	819	706	3217	
N of Miss	62	53	61	86	262	

Table 164: On how many occasions have you used heroin or other opiates in your lifetime?






Response	6	8	10	12	Total	
0	99.9	99.5	98.9	99.0	99.3	
1-2	0.1	0.2	0.0	0.4	0.2	
3-5	0.0	0.1	0.4	0.3	0.2	
6-9	0.0	0.0	0.1	0.0	0.0	
10+	0.0	0.1	0.6	0.3	0.2	
N of Valid	864	832	822	707	3225	
N of Miss	57	54	58	85	254	

Table 165: On how many occasions have you used heroin or other opiates during the past 30 days?

Response	6	8	10	12	Total	
0	100.0	99.8	99.5	99.7	99.8	
1-2	0.0	0.0	0.1	0.3	0.1	
3-5	0.0	0.1	0.0	0.0	0.0	
6-9	0.0	0.0	0.0	0.0	0.0	
10+	0.0	0.1	0.4	0.0	0.1	
N of Valid	865	827	817	705	3214	
N of Miss	56	59	63	87	265	

Table 166: On how many occasions have you used MDMA ('X', 'E', or ecstasy) in your lifetime?

Response	6	8	10	12	Total	
0	99.8	99.0	97.9	97.4	98.6	
1-2	0.1	0.6	1.0	1.8	0.8	
3-5	0.0	0.2	0.2	0.3	0.2	
6-9	0.1	0.0	0.0	0.4	0.1	
10+	0.0	0.1	0.9	0.0	0.2	
N of Valid	858	832	821	704	3215	
N of Miss	63	54	59	88	264	

Table 167: On how many occasions have you used MDMA ('X', 'E', or ecstasy) during the past 30 days?

Response	6	8	10	12	Total	
0	100.0	99.6	99.0	99.7	99.6	
1-2	0.0	0.1	0.4	0.3	0.2	
3-5	0.0	0.1	0.2	0.0	0.1	
6-9	0.0	0.0	0.1	0.0	0.0	
10+	0.0	0.1	0.2	0.0	0.1	
N of Valid	850	825	816	702	3193	
N of Miss	71	61	64	90	286	

Table 168: On how many occasions have you taken prescription drugs (such as Valium, Xanax, Ritalin, Adderall, OxyContin, Tramadol, or sleeping pills) not prescribed to you in your lifetime?






Response	6	8	10	12	Total	
0	95.9	95.0	88.4	82.2	90.8	
1-2	2.2	2.8	5.0	5.7	3.8	
3-5	1.3	0.8	2.2	5.1	2.2	
6-9	0.2	0.2	1.5	1.3	0.8	
10+	0.3	1.1	2.9	5.7	2.4	
N of Valid	864	828	822	704	3218	
N of Miss	57	58	58	88	261	

Table 169: On how many occasions have you taken prescription drugs (such as Valium, Xanax, Ritalin, Adderall, OxyContin, Tramadol, or sleeping pills) not prescribed to you during the past 30 days?






Response	6	8	10	12	Total	
0	98.7	97.8	95.0	92.4	96.1	
1-2	0.9	1.5	3.0	3.4	2.1	
3-5	0.1	0.4	1.0	2.3	0.9	
6-9	0.1	0.0	0.1	1.1	0.3	
10+	0.1	0.4	0.9	0.8	0.5	
N of Valid	867	826	821	706	3220	
N of Miss	54	60	59	86	259	

Table 170: On how many occasions have you taken non-prescription medicines such as diet pills (for example, Dietac, Dexatrim or Prolamine), stay-awake pills (for example No-Doz, Vivarin, or Wake), or cough or cold medicines (robos, DXM, etc.) to get high in your lifetime?






Response	6	8	10	12	Total	
0	98.4	97.8	95.8	94.8	96.8	
1-2	0.8	1.1	2.2	1.7	1.4	
3-5	0.5	1.0	0.5	1.4	0.8	
6-9	0.1	0.0	0.7	0.8	0.4	
10+	0.2	0.1	0.7	1.3	0.6	
N of Valid	867	828	819	707	3221	
N of Miss	54	58	61	85	258	

Table 171: On how many occasions have you taken non-prescription medicines such as diet pills (for example, Dietac, Dexatrim or Prolamine), stay-awake pills (for example No-Doz, Vivarin, or Wake), or cough or cold medicines (robos, DXM, etc.) to get high during the past 30 days?






Response	6	8	10	12	Total	
0	99.4	99.2	98.7	98.2	98.9	
1-2	0.3	0.7	0.5	1.1	0.7	
3-5	0.0	0.0	0.2	0.6	0.2	
6-9	0.1	0.0	0.4	0.0	0.1	
10+	0.1	0.1	0.2	0.1	0.2	
N of Valid	863	827	819	703	3212	
N of Miss	58	59	61	89	267	

Table 172: On how many occasions have you been drunk or very high from drinking alcoholic beverages during the past 30 days?






Response	6	8	10	12	Total	
0	99.1	95.5	85.3	81.1	90.7	
1-2	0.7	2.2	8.0	8.8	4.7	
3-5	0.1	1.0	4.5	5.0	2.5	
6-9	0.0	0.5	1.0	1.7	0.7	
10+	0.1	0.9	1.2	3.4	1.3	
N of Valid	867	823	815	702	3207	
N of Miss	54	63	65	90	272	

Table 173: On how many occasions have you drunk flavored alcoholic beverages, sometimes called 'alcopops' (like Mike's Hard Lemonade, Smirnoff Ice, Bacardi Breezers, etc.) in your lifetime?






Response	6	8	10	12	Total	
0	94.5	86.8	72.6	62.6	80.0	
1-2	4.5	7.0	9.3	8.7	7.3	
3-5	0.6	2.7	5.3	10.2	4.4	
6-9	0.1	1.9	4.0	5.4	2.7	
10+	0.3	1.6	8.8	13.2	5.6	
N of Valid	872	824	817	705	3218	
N of Miss	49	62	63	87	261	

Table 174: On how many occasions have you drunk flavored alcoholic beverages, sometimes called 'alcopops' (like Mike's Hard Lemonade, Smirnoff Ice, Bacardi Breezers, etc.) during the past 30 days?






Response	6	8	10	12	Total	
0	98.4	94.4	85.2	81.8	90.3	
1-2	1.3	3.9	7.1	9.7	5.3	
3-5	0.3	1.1	4.6	5.5	2.8	
6-9	0.0	0.5	1.6	1.3	0.8	
10+	0.0	0.1	1.5	1.7	0.8	
N of Valid	860	825	818	709	3212	
N of Miss	61	61	62	83	267	

Table 175: If you smoked cigarettes (not just a puff or drag) in the past year, how did you usually get them?













Response	6	8	10	12	Total	
I did not smoke cigarettes in the past year	96.8	92.9	85.2	81.2	89.4	
I bought them myself with a fake ID	0.0	0.0	0.1	0.3	0.1	
I bought them myself without a fake ID	0.0	0.1	0.4	4.0	1.0	
I got them from someone I know age 18 or older	0.7	1.3	4.9	6.9	3.3	
I got them from someone I know under age 18	0.0	0.5	1.8	1.9	1.0	
I got them from my brother or sister	0.1	0.6	0.5	0.0	0.3	
I got them from home with my parents' permission	0.2	0.3	0.1	0.3	0.2	
I got them from home without my parents' permission	0.7	1.6	1.6	1.3	1.3	
I got them from another relative	0.1	0.3	1.0	0.3	0.4	
A stranger bought them for me	0.0	0.1	1.1	0.1	0.3	
I took them from a store or shop	0.0	0.0	0.3	0.1	0.1	
Other	1.3	2.3	3.0	3.6	2.5	
N of Valid	856	793	797	698	3144	
N of Miss	65	93	83	94	335	

Table 176: If you used e-cigarettes, e-cigars, or e-hookahs (not just a puff or drag) in the past year, how did you usually get them? - I did not use e-cigarettes, e-cigars, or e-hookahs in the past year



Response	6	8	10	12	Total	
No	2.9	12.4	27.5	37.2	19.2	
Yes	97.1	87.6	72.5	62.8	80.8	
N of Valid	853	790	794	698	3135	
N of Miss	0	0	0	0	0	

Table 177: If you used e-cigarettes, e-cigars, or e-hookahs (not just a puff or drag) in the past year, how did you usually get them? - I bought them in a store such as a convenience store, supermarket, discount store, or gas station



Response	6	8	10	12	Total	
No	100.0	99.6	98.5	97.1	98.9	
Yes	0.0	0.4	1.5	2.9	1.1	
N of Valid	853	790	794	698	3135	
N of Miss	0	0	0	0	0	

Table 178: If you used e-cigarettes, e-cigars, or e-hookahs (not just a puff or drag) in the past year, how did you usually get them? - I got them on the Internet



Response	6	8	10	12	Total	
No	99.8	99.9	99.5	99.4	99.6	
Yes	0.2	0.1	0.5	0.6	0.4	
N of Valid	853	790	794	698	3135	
N of Miss	0	0	0	0	0	

Table 179: If you used e-cigarettes, e-cigars, or e-hookahs (not just a puff or drag) in the past year, how did you usually get them? - I got them at a store that sells electronic cigarettes, such as a "vape shop"



Response	6	8	10	12	Total	
No	100.0	99.2	94.6	86.1	95.3	
Yes	0.0	0.8	5.4	13.9	4.7	
N of Valid	853	790	794	698	3135	
N of Miss	0	0	0	0	0	

Table 180: If you used e-cigarettes, e-cigars, or e-hookahs (not just a puff or drag) in the past year, how did you usually get them? - I got them from a family member



Response	6	8	10	12	Total	
No	98.7	96.5	96.3	98.4	97.5	
Yes	1.3	3.5	3.7	1.6	2.5	
N of Valid	853	790	794	698	3135	
N of Miss	0	0	0	0	0	

Table 181: If you used e-cigarettes, e-cigars, or e-hookahs (not just a puff or drag) in the past year, how did you usually get them? - I got them from a friend



Response	6	8	10	12	Total	
No	99.2	93.7	85.0	83.0	90.6	
Yes	0.8	6.3	15.0	17.0	9.4	
N of Valid	853	790	794	698	3135	
N of Miss	0	0	0	0	0	

Table 182: If you used e-cigarettes, e-cigars, or e-hookahs (not just a puff or drag) in the past year, how did you usually get them? - A stranger got them for me



Response	6	8	10	12	Total	
No	100.0	99.9	99.9	100.0	99.9	
Yes	0.0	0.1	0.1	0.0	0.1	
N of Valid	853	790	794	698	3135	
N of Miss	0	0	0	0	0	

Table 183: If you used e-cigarettes, e-cigars, or e-hookahs (not just a puff or drag) in the past year, how did you usually get them? - I took them from a store or shop



Response	6	8	10	12	Total	
No	100.0	99.9	100.0	100.0	100.0	
Yes	0.0	0.1	0.0	0.0	0.0	
N of Valid	853	790	794	698	3135	
N of Miss	0	0	0	0	0	

Table 184: If you used e-cigarettes, e-cigars, or e-hookahs (not just a puff or drag) in the past year, how did you usually get them? - I got them some other way



Response	6	8	10	12	Total	
No	99.4	98.4	98.1	97.7	98.4	
Yes	0.6	1.6	1.9	2.3	1.6	
N of Valid	853	790	794	698	3135	
N of Miss	0	0	0	0	0	

Table 185: If you used marijuana (grass, pot) (not just a puff or drag) in the past year, how did you usually get it? - I did not use marijuana (grass, pot) in the past year



Response	6	8	10	12	Total	
No	2.7	11.5	23.2	34.9	17.3	
Yes	97.3	88.5	76.8	65.1	82.7	
N of Valid	855	784	797	694	3130	
N of Miss	0	0	0	0	0	

Table 186: If you used marijuana (grass, pot) (not just a puff or drag) in the past year, how did you usually get it? - I bought it myself



Response	6	8	10	12	Total	
No	99.5	97.6	90.3	83.3	93.1	
Yes	0.5	2.4	9.7	16.7	6.9	
N of Valid	855	784	797	694	3130	
N of Miss	0	0	0	0	0	

Table 187: If you used marijuana (grass, pot) (not just a puff or drag) in the past year, how did you usually get it? - I got it from someone at school



Response	6	8	10	12	Total	
No	100.0	97.3	95.9	95.0	97.2	
Yes	0.0	2.7	4.1	5.0	2.8	
N of Valid	855	784	797	694	3130	
N of Miss	0	0	0	0	0	

Table 188: If you used marijuana (grass, pot) (not just a puff or drag) in the past year, how did you usually get it? - I got it from someone with a medical marijuana card



Response	6	8	10	12	Total	
No	99.9	99.5	99.6	99.4	99.6	
Yes	0.1	0.5	0.4	0.6	0.4	
N of Valid	855	784	797	694	3130	
N of Miss	0	0	0	0	0	

Table 189: If you used marijuana (grass, pot) (not just a puff or drag) in the past year, how did you usually get it? - I got it from my brother or sister



Response	6	8	10	12	Total	
No	99.6	98.7	98.2	97.7	98.6	
Yes	0.4	1.3	1.8	2.3	1.4	
N of Valid	855	784	797	694	3130	
N of Miss	0	0	0	0	0	

Table 190: If you used marijuana (grass, pot) (not just a puff or drag) in the past year, how did you usually get it? - I got it from another relative



Response	6	8	10	12	Total	
No	99.5	98.6	98.9	98.3	98.8	
Yes	0.5	1.4	1.1	1.7	1.2	
N of Valid	855	784	797	694	3130	
N of Miss	0	0	0	0	0	

Table 191: If you used marijuana (grass, pot) (not just a puff or drag) in the past year, how did you usually get it? - Other



Response	6	8	10	12	Total	
No	98.7	95.9	92.1	89.5	94.3	
Yes	1.3	4.1	7.9	10.5	5.7	
N of Valid	855	784	797	694	3130	
N of Miss	0	0	0	0	0	

Table 192: If you drank alcohol (not just a sip or taste) in the past year, how did you usually get it?













Response	6	8	10	12	Total	
I did not drink alcohol in the past year	95.0	82.5	63.0	54.1	74.7	
I bought it myself with a fake ID	0.0	0.3	0.6	0.3	0.3	
I bought it myself without a fake ID	0.0	0.1	0.5	2.3	0.7	
I got it from someone I know age 21 or older	0.5	2.7	8.5	15.8	6.5	
I got it from someone I know under age 21	0.0	1.9	6.8	9.6	4.3	
I got it from my brother or sister	0.1	1.0	1.5	1.0	0.9	
I got it from home with my parents' permission	2.0	3.4	5.8	5.2	4.0	
I got it from home without my parents' permission	0.6	3.3	4.4	2.3	2.6	
I got it from another relative	0.6	1.5	2.2	1.5	1.4	
A stranger bought it for me	0.0	0.1	0.1	0.6	0.2	
I took it from a store or shop	0.0	0.1	0.1	0.3	0.1	
Other	1.2	3.0	6.3	7.0	4.2	
N of Valid	848	788	789	688	3113	
N of Miss	73	98	91	104	366	

Table 193: If you used prescription drugs or over the counter drugs without a doctor telling you to use it or for the purpose of getting high, where did you get these drugs? - Did not use



Response	6	8	10	12	Total	
No	1.1	2.9	7.2	11.0	5.3	
Yes	98.9	97.1	92.8	89.0	94.7	
N of Valid	855	785	790	694	3124	
N of Miss	0	0	0	0	0	

Table 194: If you used prescription drugs or over the counter drugs without a doctor telling you to use it or for the purpose of getting high, where did you get these drugs? -
Bought or took from store or shop



Response	6	8	10	12	Total	
No	99.8	99.7	99.1	98.7	99.4	
Yes	0.2	0.3	0.9	1.3	0.6	
N of Valid	855	785	790	694	3124	
N of Miss	0	0	0	0	0	

Table 195: If you used prescription drugs or over the counter drugs without a doctor telling you to use it or for the purpose of getting high, where did you get these drugs? -
Got from parents with permission



Response	6	8	10	12	Total	
No	99.9	99.7	98.6	99.3	99.4	
Yes	0.1	0.3	1.4	0.7	0.6	
N of Valid	855	785	790	694	3124	
N of Miss	0	0	0	0	0	

Table 196: If you used prescription drugs or over the counter drugs without a doctor telling you to use it or for the purpose of getting high, where did you get these drugs? -
Got from home without permission



Response	6	8	10	12	Total	
No	99.9	99.5	99.0	99.0	99.4	
Yes	0.1	0.5	1.0	1.0	0.6	
N of Valid	855	785	790	694	3124	
N of Miss	0	0	0	0	0	

Table 197: If you used prescription drugs or over the counter drugs without a doctor telling you to use it or for the purpose of getting high, where did you get these drugs? -
Got from relative with permission



Response	6	8	10	12	Total	
No	100.0	99.9	99.7	99.3	99.7	
Yes	0.0	0.1	0.3	0.7	0.3	
N of Valid	855	785	790	694	3124	
N of Miss	0	0	0	0	0	

Table 198: If you used prescription drugs or over the counter drugs without a doctor telling you to use it or for the purpose of getting high, where did you get these drugs? -
Got from relative without permission



Response	6	8	10	12	Total	
No	99.8	99.4	99.6	99.9	99.6	
Yes	0.2	0.6	0.4	0.1	0.4	
N of Valid	855	785	790	694	3124	
N of Miss	0	0	0	0	0	

Table 199: If you used prescription drugs or over the counter drugs without a doctor telling you to use it or for the purpose of getting high, where did you get these drugs? -
Got from friend's home with permission



Response	6	8	10	12	Total	
No	99.8	99.9	99.5	99.4	99.6	
Yes	0.2	0.1	0.5	0.6	0.4	
N of Valid	855	785	790	694	3124	
N of Miss	0	0	0	0	0	

Table 200: If you used prescription drugs or over the counter drugs without a doctor telling you to use it or for the purpose of getting high, where did you get these drugs? -
Got from friend's home without permission



Response	6	8	10	12	Total	
No	100.0	99.6	99.9	99.7	99.8	
Yes	0.0	0.4	0.1	0.3	0.2	
N of Valid	855	785	790	694	3124	
N of Miss	0	0	0	0	0	

Table 201: If you used prescription drugs or over the counter drugs without a doctor telling you to use it or for the purpose of getting high, where did you get these drugs? -
Got from friend at school



Response	6	8	10	12	Total	
No	100.0	99.9	99.0	97.8	99.2	
Yes	0.0	0.1	1.0	2.2	0.8	
N of Valid	855	785	790	694	3124	
N of Miss	0	0	0	0	0	

Table 202: If you used prescription drugs or over the counter drugs without a doctor telling you to use it or for the purpose of getting high, where did you get these drugs? -
Got from friend at party



Response	6	8	10	12	Total	
No	99.9	99.9	99.2	98.3	99.4	
Yes	0.1	0.1	0.8	1.7	0.6	
N of Valid	855	785	790	694	3124	
N of Miss	0	0	0	0	0	

Table 203: If you used prescription drugs or over the counter drugs without a doctor telling you to use it or for the purpose of getting high, where did you get these drugs? -
Got from friend, elsewhere



Response	6	8	10	12	Total	
No	99.8	99.4	97.7	96.8	98.5	
Yes	0.2	0.6	2.3	3.2	1.5	
N of Valid	855	785	790	694	3124	
N of Miss	0	0	0	0	0	

Table 204: If you used prescription drugs or over the counter drugs without a doctor telling you to use it or for the purpose of getting high, where did you get these drugs? -
Got from internet sale



Response	6	8	10	12	Total	
No	99.9	100.0	100.0	99.4	99.8	
Yes	0.1	0.0	0.0	0.6	0.2	
N of Valid	855	785	790	694	3124	
N of Miss	0	0	0	0	0	

Table 205: During the last month, about how many marijuana cigarettes, or the equivalent, did you smoke a day, on the average?


Response	6	8	10	12	Total	
None	98.1	93.4	85.6	79.7	89.7	
Less than 1 a day	1.3	3.4	6.6	7.1	4.4	
1 a day	0.2	0.5	1.3	3.8	1.3	
2-3 a day	0.1	1.5	3.2	3.9	2.1	
4-6 a day	0.1	0.3	1.5	2.6	1.1	
7-10 a day	0.0	0.4	0.9	1.5	0.6	
11 or more a day	0.1	0.5	1.0	1.3	0.7	
N of Valid	859	775	793	686	3113	
N of Miss	62	111	87	106	366	

Table 206: How wrong do your friends feel it would be for YOU to: have one or two drinks of an alcoholic beverage nearly every day?


Response	6	8	10	12	Total	
Very wrong	82.2	60.5	47.3	44.2	59.5	
Wrong	11.6	21.3	23.7	26.8	20.5	
A little bit wrong	4.7	12.3	20.9	17.6	13.5	
Not at all wrong	1.5	5.9	8.1	11.4	6.5	
N of Valid	859	774	790	686	3109	
N of Miss	62	112	90	106	370	

Table 207: How wrong do your friends feel it would be for YOU to: smoke tobacco?


Response	6	8	10	12	Total	
Very wrong	88.8	71.5	62.5	53.9	70.1	
Wrong	8.1	17.5	21.6	22.6	17.1	
A little bit wrong	2.2	7.3	9.4	12.2	7.5	
Not at all wrong	0.9	3.8	6.5	11.4	5.3	
N of Valid	855	771	790	687	3103	
N of Miss	66	115	90	105	376	

Table 208: How wrong do your friends feel it would be for YOU to: smoke marijuana?





Response	6	8	10	12	Total	
Very wrong	90.6	66.6	46.4	34.4	60.9	
Wrong	5.1	12.1	17.0	16.2	12.3	
A little bit wrong	2.0	10.4	16.1	21.3	12.0	
Not at all wrong	2.4	10.8	20.5	28.1	14.8	
N of Valid	851	767	787	686	3091	
N of Miss	70	119	93	106	388	

Table 209: How wrong do your friends feel it would be for YOU to: use prescription drugs not prescribed to you?





Response	6	8	10	12	Total	
Very wrong	89.3	78.6	68.7	63.3	75.7	
Wrong	7.5	13.5	20.5	19.8	15.0	
A little bit wrong	1.6	4.7	7.0	10.4	5.7	
Not at all wrong	1.5	3.2	3.8	6.6	3.7	
N of Valid	852	772	786	683	3093	
N of Miss	69	114	94	109	386	

Table 210: How wrong would most adults (over 21) in your neighborhood think it is for kids your age: to use marijuana?





Response	6	8	10	12	Total	
Very wrong	89.5	76.1	62.7	55.4	71.8	
Wrong	6.2	14.9	21.9	23.0	16.1	
A little bit wrong	3.3	5.2	9.9	10.7	7.1	
Not at all wrong	1.1	3.8	5.5	10.9	5.0	
N of Valid	855	766	786	682	3089	
N of Miss	66	120	94	110	390	

Table 211: How wrong would most adults (over 21) in your neighborhood think it is for kids your age: to drink alcohol?





Response	6	8	10	12	Total	
Very wrong	84.8	71.4	58.7	50.7	67.3	
Wrong	8.7	17.6	24.6	24.4	18.4	
A little bit wrong	4.7	6.2	10.3	15.0	8.8	
Not at all wrong	1.8	4.9	6.4	9.9	5.5	
N of Valid	850	762	785	680	3077	
N of Miss	71	124	95	112	402	

Table 212: How wrong would most adults (over 21) in your neighborhood think it is for kids your age: to smoke cigarettes?





Response	6	8	10	12	Total	
Very wrong	85.5	75.4	68.6	56.7	72.3	
Wrong	9.4	14.8	20.2	23.6	16.6	
A little bit wrong	3.5	6.1	7.0	9.7	6.4	
Not at all wrong	1.5	3.8	4.2	10.0	4.7	
N of Valid	848	759	784	679	3070	
N of Miss	73	127	96	113	409	

Table 213: How much do each of the following statements describe your neighborhood? crime and/or drug selling





Response	6	8	10	12	Total	
NO!	82.1	70.4	60.2	60.4	68.8	
no	11.7	20.5	27.8	23.6	20.7	
yes	5.1	7.3	9.0	11.8	8.2	
YES!	1.1	1.7	2.9	4.1	2.4	
N of Valid	838	764	787	677	3066	
N of Miss	83	122	93	115	413	

Table 214: How much do each of the following statements describe your neighborhood? fights

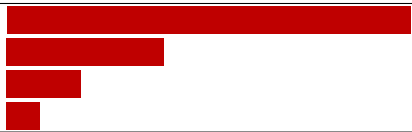
Response	6	8	10	12	Total	
NO!	68.2	64.9	60.1	63.2	64.2	
no	18.4	24.1	26.6	25.2	23.4	
yes	10.1	8.7	10.5	8.8	9.6	
YES!	3.2	2.4	2.8	2.8	2.8	
N of Valid	831	760	782	679	3052	
N of Miss	90	126	98	113	427	

Table 215: How much do each of the following statements describe your neighborhood? lots of empty or abandoned buildings

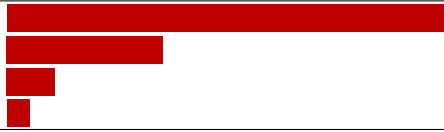
Response	6	8	10	12	Total	
NO!	75.5	70.9	66.5	67.4	70.2	
no	19.4	23.3	26.5	24.3	23.3	
yes	4.6	4.7	5.6	6.5	5.3	
YES!	0.5	1.1	1.4	1.8	1.1	
N of Valid	830	759	782	674	3045	
N of Miss	91	127	98	118	434	

Table 216: How much do each of the following statements describe your neighborhood? lots of graffiti


Response	6	8	10	12	Total	
NO!	81.5	73.8	68.4	69.7	73.6	
no	14.3	21.6	26.6	24.9	21.6	
yes	3.8	3.4	3.5	3.7	3.6	
YES!	0.4	1.2	1.5	1.6	1.2	
N of Valid	823	756	782	674	3035	
N of Miss	98	130	98	118	444	

Table 217: I feel safe in my neighborhood.

Response	6	8	10	12	Total
NO!	6.3	5.8	6.0	5.0	5.8
no	7.8	8.2	8.6	12.7	9.2
yes	32.6	36.6	41.2	39.8	37.4
YES!	53.3	49.4	44.2	42.6	47.6
N of Valid	844	765	788	679	3076
N of Miss	77	121	92	113	403

Table 218: If a kid smoked marijuana in your neighborhood would he or she be caught by the police?

Response	6	8	10	12	Total
NO!	9.5	10.6	14.1	19.3	13.1
no	14.5	33.9	47.3	50.7	35.6
yes	34.2	33.2	28.4	19.6	29.3
YES!	41.9	22.2	10.2	10.5	22.0
N of Valid	857	770	788	679	3094
N of Miss	64	116	92	113	385

Table 219: If a kid drank some beer, wine or hard liquor (for example, vodka, whiskey, or gin) in your neighborhood would he or she be caught by the police?

Response	6	8	10	12	Total
NO!	10.2	13.5	18.1	23.0	15.8
no	20.4	42.1	53.6	50.4	40.9
yes	34.9	27.6	20.5	18.7	25.9
YES!	34.5	16.9	7.8	7.8	17.5
N of Valid	854	765	785	678	3082
N of Miss	67	121	95	114	397

Table 220: If a kid carried a handgun in your neighborhood would he or she be caught by the police?

Response	6	8	10	12	Total
NO!	9.0	9.6	12.4	13.3	10.9
no	9.8	19.8	29.5	30.2	21.8
yes	30.9	32.9	33.9	33.5	32.7
YES!	50.3	37.7	24.2	23.0	34.6
N of Valid	858	763	784	678	3083
N of Miss	63	123	96	114	396

Table 221: If you wanted to get some cigarettes, how easy would it be for you to get some?

Response	6	8	10	12	Total
Very hard	76.2	60.4	39.0	22.5	50.9
Sort of hard	11.6	15.5	18.4	11.5	14.3
Sort of easy	7.1	13.0	22.5	19.8	15.3
Very easy	5.2	11.1	20.1	46.2	19.5
N of Valid	848	767	782	677	3074
N of Miss	73	119	98	115	405

Table 222: If you wanted to get some beer, wine or hard liquor (for example, vodka, whiskey, or gin), how easy would it be for you to get some?

Response	6	8	10	12	Total
Very hard	74.0	50.9	29.1	19.1	44.7
Sort of hard	11.4	13.9	16.5	13.3	13.7
Sort of easy	8.2	18.0	22.3	29.1	18.9
Very easy	6.4	17.3	32.1	38.6	22.8
N of Valid	843	763	783	677	3066
N of Miss	78	123	97	115	413

Table 223: If you wanted to get a drug like cocaine, LSD, or amphetamines, how easy would it be for you to get some?


Response	6	8	10	12	Total	
Very hard	92.7	85.2	67.3	56.2	76.3	
Sort of hard	4.4	8.3	17.8	19.2	12.1	
Sort of easy	1.2	3.0	9.0	12.6	6.2	
Very easy	1.7	3.5	5.9	12.0	5.5	
N of Valid	838	762	779	676	3055	
N of Miss	83	124	101	116	424	

Table 224: If you wanted to get a handgun, how easy would it be for you to get one?


Response	6	8	10	12	Total	
Very hard	81.4	73.1	63.2	57.3	69.4	
Sort of hard	9.6	11.9	14.9	17.5	13.3	
Sort of easy	4.4	8.0	9.2	12.2	8.2	
Very easy	4.5	6.9	12.7	13.1	9.1	
N of Valid	840	763	779	674	3056	
N of Miss	81	123	101	118	423	

Table 225: If you wanted to get some marijuana, how easy would it be for you to get some?


Response	6	8	10	12	Total	
Very hard	89.4	68.4	37.9	25.8	56.9	
Sort of hard	4.1	8.2	11.6	8.9	8.1	
Sort of easy	3.0	8.2	16.5	16.0	10.6	
Very easy	3.5	15.2	34.0	49.3	24.4	
N of Valid	829	756	774	674	3033	
N of Miss	92	130	106	118	446	

Table 226: If you wanted to get prescription drugs for the purpose of getting high, how easy would it be for you to get some?





Response	6	8	10	12	Total	
Very hard	85.4	66.9	47.7	40.0	61.1	
Sort of hard	6.5	12.2	14.8	16.3	12.2	
Sort of easy	4.2	12.1	17.1	17.0	12.3	
Very easy	3.9	8.8	20.4	26.7	14.4	
N of Valid	837	762	776	675	3050	
N of Miss	84	124	104	117	429	

Table 227: If you wanted to get synthetic marijuana such as K2 or chemical products such as bath salts to get high, how easy would it be for you to get some?





Response	6	8	10	12	Total	
Very hard	92.8	83.9	65.7	61.2	76.7	
Sort of hard	3.4	7.9	16.3	18.8	11.2	
Sort of easy	1.8	3.9	10.5	9.3	6.2	
Very easy	2.0	4.3	7.5	10.7	5.9	
N of Valid	831	763	772	675	3041	
N of Miss	90	123	108	117	438	

Table 228: If you wanted to get steroids to use or to enhance athletic performance, how easy would it be for you to get some?





Response	6	8	10	12	Total	
Very hard	91.1	86.2	70.7	62.0	78.2	
Sort of hard	4.4	6.9	16.4	19.0	11.3	
Sort of easy	2.5	4.3	7.2	9.9	5.8	
Very easy	1.9	2.6	5.7	9.1	4.6	
N of Valid	836	759	774	674	3043	
N of Miss	85	127	106	118	436	

Table 229: If you wanted to get e-cigarettes, e-cigars, or e-hookahs, how easy would it be for you to get some?





Response	6	8	10	12	Total	
Very hard	82.4	64.4	38.6	25.6	54.2	
Sort of hard	6.9	9.5	10.3	7.7	8.6	
Sort of easy	5.4	13.2	15.8	13.7	11.8	
Very easy	5.3	12.8	35.3	52.9	25.3	
N of Valid	836	756	773	671	3036	
N of Miss	85	130	107	121	443	

Table 230: During the past 12 months, have you participated in any alcohol prevention programs or seen any alcohol prevention messages in your school or community? Yes, a school-based program focused on preventing underage drinking and/or drinking and driving.



Response	6	8	10	12	Total	
No	78.0	83.1	91.7	94.1	86.3	
Yes	22.0	16.9	8.3	5.9	13.7	
N of Valid	829	763	761	661	3014	
N of Miss	0	0	0	0	0	

Table 231: During the past 12 months, have you participated in any alcohol prevention programs or seen any alcohol prevention messages in your school or community? Yes, a community-based program focused on preventing underage drinking and/or drinking and driving (for example, through your church or temple or through youth groups like Boys and Girls Club or 4-H).



Response	6	8	10	12	Total	
No	90.3	93.6	94.5	96.8	93.6	
Yes	9.7	6.4	5.5	3.2	6.4	
N of Valid	829	763	761	661	3014	
N of Miss	0	0	0	0	0	

Table 232: During the past 12 months, have you participated in any alcohol prevention programs or seen any alcohol prevention messages in your school or community? Yes, a media campaign addressing underage drinking and/or drinking and driving (for example, newspaper ads, posters, pamphlets, radio, TV).



Response	6	8	10	12	Total	
No	87.9	89.0	90.8	93.8	90.2	
Yes	12.1	11.0	9.2	6.2	9.8	
N of Valid	829	763	761	661	3014	
N of Miss	0	0	0	0	0	

Table 233: During the past 12 months, have you participated in any alcohol prevention programs or seen any alcohol prevention messages in your school or community? No



Response	6	8	10	12	Total	
No	32.7	28.3	18.4	12.4	23.5	
Yes	67.3	71.7	81.6	87.6	76.5	
N of Valid	829	763	761	661	3014	
N of Miss	0	0	0	0	0	

Table 234: How wrong do your parents feel it would be for YOU to: have one or two drinks of an alcoholic beverage nearly every day?





Response	6	8	10	12	Total	
Very wrong	91.8	87.3	82.3	76.6	84.9	
Wrong	5.8	7.8	9.6	15.6	9.4	
A little bit wrong	1.8	3.7	6.2	5.8	4.3	
Not at all wrong	0.6	1.3	1.8	2.1	1.4	
N of Valid	840	761	769	674	3044	
N of Miss	81	125	111	118	435	

Table 235: How wrong do your parents feel it would be for YOU to: smoke tobacco?





Response	6	8	10	12	Total	
Very wrong	95.2	92.1	88.7	80.1	89.4	
Wrong	3.6	5.0	7.6	13.6	7.2	
A little bit wrong	0.8	2.4	3.1	4.0	2.5	
Not at all wrong	0.4	0.5	0.7	2.2	0.9	
N of Valid	841	756	768	674	3039	
N of Miss	80	130	112	118	440	

Table 236: How wrong do your parents feel it would be for YOU to: smoke marijuana?





Response	6	8	10	12	Total	
Very wrong	96.0	87.9	80.3	71.0	84.4	
Wrong	2.5	5.3	10.4	12.6	7.5	
A little bit wrong	1.0	4.1	5.5	9.4	4.8	
Not at all wrong	0.5	2.6	3.8	7.0	3.3	
N of Valid	827	755	767	672	3021	
N of Miss	94	131	113	120	458	

Table 237: How wrong do your parents feel it would be for YOU to: use prescription drugs not prescribed to you?





Response	6	8	10	12	Total	
Very wrong	95.0	93.7	88.8	86.0	91.1	
Wrong	3.7	4.5	6.4	10.1	6.0	
A little bit wrong	0.7	0.9	2.9	3.0	1.8	
Not at all wrong	0.5	0.9	1.9	0.9	1.1	
N of Valid	828	758	771	670	3027	
N of Miss	93	128	109	122	452	

Table 238: How wrong do your parents feel it would be for YOU to: steal something?





Response	6	8	10	12	Total	
Very wrong	91.3	83.2	81.8	88.2	86.2	
Wrong	7.5	13.2	13.5	9.5	10.9	
A little bit wrong	0.9	3.1	3.8	1.8	2.4	
Not at all wrong	0.4	0.5	0.9	0.4	0.6	
N of Valid	823	750	765	672	3010	
N of Miss	98	136	115	120	469	

Table 239: How wrong do your parents feel it would be for YOU to: draw graffiti, write things, or draw pictures on buildings or other property (without the owner's permission)?

Response	6	8	10	12	Total	
Very wrong	91.3	85.0	81.8	83.5	85.6	
Wrong	6.6	9.3	13.1	12.5	10.2	
A little bit wrong	1.4	3.8	4.2	3.1	3.1	
Not at all wrong	0.7	1.9	0.9	0.9	1.1	
N of Valid	838	754	770	673	3035	
N of Miss	83	132	110	119	444	

Table 240: How wrong do your parents feel it would be for YOU to: pick a fight with someone?

Response	6	8	10	12	Total	
Very wrong	71.4	67.8	62.3	64.0	66.6	
Wrong	17.2	19.1	22.5	21.5	19.9	
A little bit wrong	8.8	10.1	13.4	12.7	11.2	
Not at all wrong	2.6	3.1	1.8	1.8	2.3	
N of Valid	839	754	766	670	3029	
N of Miss	82	132	114	122	450	

Table 241: During the past 12 months, have you talked with at least one of your parents about the dangers of underage drinking and/or drinking and driving? By parents, we mean either your biological parents, adoptive parents, stepparents, or adult guardians - whether or not they live with you.

Response	6	8	10	12	Total	
No	43.7	50.5	50.8	56.0	50.0	
Yes	56.3	49.5	49.2	44.0	50.0	
N of Valid	823	752	764	664	3003	
N of Miss	98	134	116	128	476	

Table 242: The rules in my family are clear.


Response	6	8	10	12	Total	
NO!	2.4	2.1	3.0	2.7	2.5	
no	4.6	5.7	7.5	7.2	6.2	
yes	32.4	33.9	40.9	43.7	37.5	
YES!	60.6	58.3	48.6	46.4	53.8	
N of Valid	833	760	772	670	3035	
N of Miss	88	126	108	122	444	

Table 243: People in my family have serious arguments about the same things, and often insult or yell at each other.

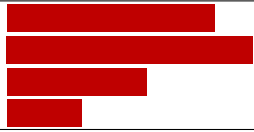
Response	6	8	10	12	Total	
NO!	42.4	32.0	23.4	27.5	31.7	
no	33.4	38.7	42.0	38.7	38.1	
yes	16.2	20.6	22.8	23.1	20.5	
YES!	8.0	8.7	11.8	10.7	9.7	
N of Valid	839	759	769	670	3037	
N of Miss	82	127	111	122	442	

Table 244: When I am not at home, one of my parents knows where I am and who I am with.

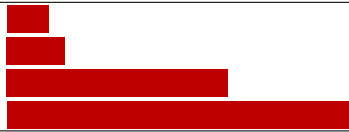
Response	6	8	10	12	Total	
NO!	5.5	2.6	4.4	4.3	4.2	
no	4.4	5.8	7.6	10.6	6.9	
yes	23.9	30.9	40.2	42.8	34.0	
YES!	66.2	60.6	47.7	42.2	54.9	
N of Valid	841	757	773	670	3041	
N of Miss	80	129	107	122	438	

Table 245: My family has clear rules about alcohol and drug use.

Response	6	8	10	12	Total
NO!	4.9	3.2	3.6	2.8	3.7
no	5.1	8.6	9.6	11.3	8.5
yes	18.2	22.7	33.9	39.0	27.9
YES!	71.8	65.6	52.9	46.9	59.9
N of Valid	837	758	770	670	3035
N of Miss	84	128	110	122	444

Table 246: If you skipped school would you be caught by your parents?

Response	6	8	10	12	Total
NO!	5.6	3.1	5.1	5.1	4.7
no	4.4	8.5	9.9	14.1	8.9
yes	19.6	25.9	31.1	33.1	27.1
YES!	70.3	62.5	54.0	47.8	59.2
N of Valid	836	753	771	668	3028
N of Miss	85	133	109	124	451

Table 247: My parents ask if I've gotten my homework done.

Response	6	8	10	12	Total
NO!	5.8	4.7	9.0	15.4	8.4
no	6.4	11.7	20.2	27.1	15.8
yes	26.3	32.4	33.7	30.0	30.5
YES!	61.6	51.2	37.1	27.6	45.2
N of Valid	833	750	766	671	3020
N of Miss	88	136	114	121	459

Table 248: Would your parents know if you did not come home on time?

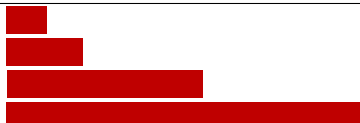
Response	6	8	10	12	Total	
NO!	4.0	2.7	5.2	4.2	4.0	
no	7.3	8.2	10.3	15.2	10.0	
yes	21.9	30.1	32.4	36.2	29.8	
YES!	66.8	59.0	52.0	44.4	56.2	
N of Valid	834	753	765	666	3018	
N of Miss	87	133	115	126	461	

Table 249: Do you know how to properly dispose of leftover prescription drugs?


Response	6	8	10	12	Total	
No	77.6	74.1	69.2	63.9	71.5	
Yes	22.4	25.9	30.8	36.1	28.5	
N of Valid	807	742	749	656	2954	
N of Miss	114	144	131	136	525	

Table 250: Have any of your brothers or sisters ever: drunk beer, wine or hard liquor (for example, vodka, whiskey or gin)?


Response	6	8	10	12	Total	
No	79.5	62.9	52.1	42.5	60.2	
Yes	17.7	32.5	43.6	53.1	35.8	
I don't have any brothers or sisters	2.8	4.6	4.3	4.4	4.0	
N of Valid	857	781	791	684	3113	
N of Miss	64	105	89	108	366	

Table 251: Have any of your brothers or sisters ever: smoked marijuana?


Response	6	8	10	12	Total	
No	90.5	80.8	65.8	55.6	74.1	
Yes	6.5	14.5	30.0	40.1	21.8	
I don't have any brothers or sisters	2.9	4.7	4.2	4.4	4.0	
N of Valid	857	780	787	684	3108	
N of Miss	64	106	93	108	371	

Table 252: Have any of your brothers or sisters ever: smoked cigarettes?




Response	6	8	10	12	Total	
No	84.5	77.5	71.5	65.5	75.2	
Yes	12.5	17.8	24.3	29.7	20.6	
I don't have any brothers or sisters	3.1	4.7	4.2	4.8	4.2	
N of Valid	851	782	789	681	3103	
N of Miss	70	104	91	111	376	

Table 253: Have any of your brothers or sisters ever: taken a handgun to school?




Response	6	8	10	12	Total	
No	95.6	93.8	94.3	94.0	94.5	
Yes	1.3	1.4	1.5	1.6	1.5	
I don't have any brothers or sisters	3.1	4.8	4.2	4.4	4.1	
N of Valid	844	775	787	682	3088	
N of Miss	77	111	93	110	391	

Table 254: Have any of your brothers or sisters ever: been suspended or expelled from school?




Response	6	8	10	12	Total	
No	80.2	77.2	72.9	71.7	75.7	
Yes	16.6	18.1	22.7	23.5	20.0	
I don't have any brothers or sisters	3.1	4.8	4.3	4.8	4.2	
N of Valid	859	775	787	682	3103	
N of Miss	62	111	93	110	376	

Table 255: Have any of your brothers or sisters ever: used e-cigarettes, e-cigars or e-hookahs (vaping)?




Response	6	8	10	12	Total	
No	86.9	76.5	65.6	61.1	73.1	
Yes	10.3	18.8	30.3	34.1	22.8	
I don't have any brothers or sisters	2.8	4.8	4.1	4.8	4.1	
N of Valid	845	773	786	683	3087	
N of Miss	76	113	94	109	392	

Table 256: Have any of your brothers or sisters ever: used prescription drugs not prescribed to him/her?




Response	6	8	10	12	Total	
No	93.4	90.3	84.3	79.6	87.3	
Yes	3.6	4.9	11.5	15.7	8.6	
I don't have any brothers or sisters	3.1	4.8	4.2	4.7	4.2	
N of Valid	844	775	785	680	3084	
N of Miss	77	111	95	112	395	

Table 257: Have you changed homes in the past year (the last 12 months)?



Response	6	8	10	12	Total	
No	70.9	72.0	74.1	79.3	73.8	
Yes	29.1	28.0	25.9	20.7	26.2	
N of Valid	858	782	787	685	3112	
N of Miss	63	104	93	107	367	

Table 258: How many times have you changed homes since kindergarten?






Response	6	8	10	12	Total	
Never	37.3	30.9	31.0	29.3	32.3	
1 or 2 times	31.5	33.3	30.1	32.5	31.8	
3 or 4 times	18.6	17.9	20.6	16.5	18.5	
5 or 6 times	6.1	7.9	8.7	10.9	8.3	
7 or more times	6.5	10.0	9.5	10.9	9.1	
N of Valid	850	781	790	680	3101	
N of Miss	71	105	90	112	378	

Table 259: Have you changed schools (including changing from elementary to middle and middle to high school) in the past year?



Response	6	8	10	12	Total	
No	72.3	62.0	28.5	77.1	59.7	
Yes	27.7	38.0	71.5	22.9	40.3	
N of Valid	852	773	785	681	3091	
N of Miss	69	113	95	111	388	

Table 260: How many times have you changed schools since kindergarten (including changing from elementary to middle and middle to high school)?

Response	6	8	10	12	Total	
Never	50.2	18.9	17.7	16.6	26.7	
1 or 2 times	27.6	45.8	31.6	29.0	33.5	
3 or 4 times	14.3	19.4	32.3	30.8	23.8	
5 or 6 times	4.3	9.0	10.7	15.7	9.6	
7 or more times	3.6	6.8	7.8	7.9	6.4	
N of Valid	859	777	787	686	3109	
N of Miss	62	109	93	106	370	

Table 261: Has anyone in your family ever had severe alcohol or drug problems?

Response	6	8	10	12	Total	
No	76.9	63.8	59.7	56.1	64.7	
Yes	23.1	36.2	40.3	43.9	35.3	
N of Valid	851	770	785	686	3092	
N of Miss	70	116	95	106	387	

Table 262: About how many adults (over 21) have you known personally who in the past year have: used marijuana, crack, cocaine, or other drugs?

Response	6	8	10	12	Total	
0	82.9	68.3	57.5	47.8	65.0	
1	9.0	14.8	16.7	16.5	14.1	
2	3.9	7.7	9.2	13.6	8.3	
3-4	1.9	4.7	8.4	10.1	6.0	
5	2.3	4.6	8.3	12.1	6.6	
N of Valid	854	769	785	686	3094	
N of Miss	67	117	95	106	385	

Table 263: About how many adults (over 21) have you known personally who in the past year have: sold or dealt drugs?






Response	6	8	10	12	Total	
0	90.4	80.9	73.5	65.6	78.3	
1	5.4	10.7	11.2	13.3	9.9	
2	2.0	3.9	6.1	7.5	4.7	
3-4	0.8	2.0	5.0	5.6	3.2	
5	1.4	2.5	4.2	8.0	3.9	
N of Valid	853	765	784	684	3086	
N of Miss	68	121	96	108	393	

Table 264: About how many adults (over 21) have you known personally who in the past year have: done other things that could get them in trouble with the police, like stealing, selling stolen goods, mugging or assaulting others, etc.?






Response	6	8	10	12	Total	
0	85.3	75.1	68.5	68.7	74.8	
1	9.0	12.3	14.6	12.6	12.0	
2	2.6	5.5	6.9	6.1	5.2	
3-4	1.4	3.9	4.1	5.7	3.7	
5	1.6	3.3	5.9	6.9	4.3	
N of Valid	853	767	781	683	3084	
N of Miss	68	119	99	109	395	

Table 265: About how many adults (over 21) have you known personally who in the past year have: gotten drunk or high?










Response	6	8	10	12	Total	
0	65.6	46.5	36.8	27.9	45.2	
1	17.3	20.1	16.9	15.3	17.5	
2	6.2	12.8	12.6	12.1	10.8	
3-4	4.4	9.1	10.5	13.3	9.1	
5	6.4	11.6	23.1	31.4	17.5	
N of Valid	854	768	779	685	3086	
N of Miss	67	118	101	107	393	

Table 266: How honest were you in filling out this survey?

Response	6	8	10	12	Total	
I was very honest	82.7	81.5	77.7	74.8	79.4	
I was honest pretty much of the time	13.7	15.8	17.6	19.2	16.5	
I was honest some of the time	2.6	2.2	3.4	4.5	3.1	
I was honest once in a while	1.1	0.4	1.3	1.5	1.0	
I was not honest at all	0.0	0.0	0.0	0.0	0.0	
N of Valid	848	764	783	686	3081	
N of Miss	73	122	97	106	398	