

2010 APNA



Arkansas Prevention Needs Assessment Student Survey

White County Tables

Arkansas Department of Human Services
Division of Behavioral Sciences
Office of Alcohol and Drug Abuse Prevention

Conducted by International Survey Associates dba Pride Surveys

Contents

1	INTRODUCTION	11
2	PERCENTAGE TABLES	16

List of Tables

1	Sex	17
2	Age	17
3	Are you Hispanic or Latino?	17
4	What is your race? Black or African American	18
5	What is your race? Asian	18
6	What is your race? American Indian	18
7	What is your race? Alaska Native	18
8	What is your race? White	19
9	What is your race? Native Hawaiian or Other Pacific Islander	19
10	What is your race? Other	19
11	What is the highest level of schooling completed by your mother or father?	20
12	Think of where you live most of the time. Which of the following people live there with you? Mother	20
13	Think of where you live most of the time. Which of the following people live there with you? Stepmother	20
14	Think of where you live most of the time. Which of the following people live there with you? Foster Mother	21
15	Think of where you live most of the time. Which of the following people live there with you? Grandmother	21
16	Think of where you live most of the time. Which of the following people live there with you? Aunt	21
17	Think of where you live most of the time. Which of the following people live there with you? Father	21
18	Think of where you live most of the time. Which of the following people live there with you? Stepfather	22
19	Think of where you live most of the time. Which of the following people live there with you? Foster Father	22
20	Think of where you live most of the time. Which of the following people live there with you? Grandfather	22
21	Think of where you live most of the time. Which of the following people live there with you? Uncle	22
22	Think of where you live most of the time. Which of the following people live there with you? Other Adults	23
23	Think of where you live most of the time. Which of the following people live there with you? Brother(s)	23
24	Think of where you live most of the time. Which of the following people live there with you? Stepbrother(s)	23
25	Think of where you live most of the time. Which of the following people live there with you? Sister(s)	23
26	Think of where you live most of the time. Which of the following people live there with you? Stepsister(s)	24

27	Think of where you live most of the time. Which of the following people live there with you? Other Children	24
28	In my school, students have lots of chances to help decide things like class activities and rules.	24
29	Teachers ask me to work on special classroom projects.	24
30	My teacher(s) notices when I am doing a good job and lets me know about it.	25
31	There are lots of chances for students in my school to get involved in sports, clubs, and other school activities outside of class.	25
32	There are lots of chances for students in my school to talk with a teacher one-on-one.	25
33	I feel safe at my school.	26
34	The school lets my parents know when I have done something well.	26
35	My teachers praise me when I work hard in school.	26
36	Are your school grades better than the grades of most students in your class?	27
37	I have lots of chances to be part of class discussions or activities.	27
38	Now thinking back over the past year in school, how often did you: enjoy being in school?	27
39	Now thinking back over the past year in school, how often did you: hate being in school?	28
40	Now thinking back over the past year in school, how often did you: try to do your best work in school?	28
41	How often do you feel that the school work you are assigned is meaningful and important?	28
42	Putting them all together, what were your grades like last year?	29
43	How important do you think the things you are learning in school are going to be for your later life?	29
44	How interesting are most of your courses to you?	29
45	During the LAST FOUR WEEKS how many whole days of school have you missed because you skipped or 'cut'?	30
46	What are the chances you would be seen as cool if you: smoked cigarettes?	30
47	What are the chances you would be seen as cool if you: worked hard at school?	30
48	What are the chances you would be seen as cool if you: began drinking alcoholic beverages regularly, that is, at least once or twice a month?	31
49	What are the chances you would be seen as cool if you: defended someone who was being verbally abused at school?	31
50	What are the chances you would be seen as cool if you: smoked marijuana?	31
51	What are the chances you would be seen as cool if you: carried a handgun?	32

52	What are the chances you would be seen as cool if you: regularly volunteered to do community service?	32
53	Think of your four best friends (the friends you feel closest to). In the past year (12 months), how many of your best friends have: participated in clubs, organizations or activities at school?	32
54	Think of your four best friends (the friends you feel closest to). In the past year (12 months), how many of your best friends have: smoked cigarettes?	33
55	Think of your four best friends (the friends you feel closest to). In the past year (12 months), how many of your best friends have: tried beer, wine or hard liquor (for example, vodka, whiskey, or gin) when their parents didn't know about it?	33
56	Think of your four best friends (the friends you feel closest to). In the past year (12 months), how many of your best friends have: made a commitment to stay drug-free?	33
57	Think of your four best friends (the friends you feel closest to). In the past year (12 months), how many of your best friends have: used marijuana?	34
58	Think of your four best friends (the friends you feel closest to). In the past year (12 months), how many of your best friends have: tried to do well in school?	34
59	Think of your four best friends (the friends you feel closest to). In the past year (12 months), how many of your best friends have: used LSD, cocaine, amphetamines, or other illegal drugs?	34
60	Think of your four best friends (the friends you feel closest to). In the past year (12 months), how many of your best friends have: been suspended from school?	35
61	Think of your four best friends (the friends you feel closest to). In the past year (12 months), how many of your best friends have: liked school?	35
62	Think of your four best friends (the friends you feel closest to). In the past year (12 months), how many of your best friends have: carried a handgun?	35
63	Think of your four best friends (the friends you feel closest to). In the past year (12 months), how many of your best friends have: sold illegal drugs?	36
64	Think of your four best friends (the friends you feel closest to). In the past year (12 months), how many of your best friends have: regularly attended religious services?	36
65	Think of your four best friends (the friends you feel closest to). In the past year (12 months), how many of your best friends have: stolen or tried to steal a motor vehicle such as a car or motorcycle?	36
66	Think of your four best friends (the friends you feel closest to). In the past year (12 months), how many of your best friends have: been arrested?	37

67	Think of your four best friends (the friends you feel closest to). In the past year (12 months), how many of your best friends have: dropped out of school?	37
68	Think of your four best friends (the friends you feel closest to). In the past year (12 months), how many of your best friends have: been members of a gang?	37
69	How old were you when you first: smoked marijuana?	38
70	How old were you when you first: smoked a cigarette, even just a puff?	38
71	How old were you when you first: had more than a sip or two of beer, wine or hard liquor (for example, vodka, whiskey, or gin)? . . .	39
72	How old were you when you first: began drinking alcoholic beverages regularly, that is, at least once or twice a month?	39
73	How old were you when you first: used phenoxydine (pox, px, breeze)?	40
74	How old were you when you first: got suspended from school? . . .	40
75	How old were you when you first: got arrested?	41
76	How old were you when you first: carried a handgun?	41
77	How old were you when you first: attacked someone with the idea of seriously hurting them?	42
78	How old were you when you first: belonged to a gang?	42
79	How wrong do you think it is for someone your age to: take a handgun to school?	43
80	How wrong do you think it is for someone your age to: steal anything worth more than \$5?	43
81	How wrong do you think it is for someone your age to: pick a fight with someone?	43
82	How wrong do you think it is for someone your age to: attack someone with the idea of seriously hurting them?	44
83	How wrong do you think it is for someone your age to: stay away from school all day when their parents think they are at school? . .	44
84	How wrong do you think it is for someone your age to: drink beer, wine or hard liquor (for example, vodka, whiskey, or gin) regularly? .	44
85	How wrong do you think it is for someone your age to: smoke cigarettes?	45
86	How wrong do you think it is for someone your age to: smoke marijuana?	45
87	How wrong do you think it is for someone your age to: use LSD, cocaine, amphetamines or another illegal drug?	45
88	At school during the past 12 months, did you receive help from the resource teacher, speech therapist or other special education teacher?	46
89	How many times in the past year (12 months) have you: been suspended from school?	46
90	How many times in the past year (12 months) have you: carried a handgun?	46

91	How many times in the past year (12 months) have you: sold illegal drugs?	47
92	How many times in the past year (12 months) have you: stolen or tried to steal a motor vehicle such as a car or motorcycle?	47
93	How many times in the past year (12 months) have you: participated in clubs, organizations or activities at school?	48
94	How many times in the past year (12 months) have you: been arrested?	48
95	How many times in the past year (12 months) have you: done extra work on your own for school?	49
96	How many times in the past year (12 months) have you: attacked someone with the idea of seriously hurting them?	49
97	How many times in the past year (12 months) have you: been drunk or high at school?	50
98	How many times in the past year (12 months) have you: volunteered to do community service?	50
99	How many times in the past year (12 months) have you: taken a handgun to school?	51
100	Are you currently on probation, or assigned a probation officer with Juvenile Court?	51
101	Have you ever belonged to a gang?	51
102	If you have ever belonged to a gang, did that gang have a name? . .	52
103	How many times have you done the following things? done what feels good no matter what.	52
104	How many times have you done the following things? done something dangerous because someone dared you to do it.	52
105	How many times have you done the following things? done crazy things even if they are a little dangerous.	53
106	You're looking at CD's in a music store with a friend. You look up and see her slip a CD under her coat. She smiles and says 'Which one do you want? Go ahead, take it while nobody's around.' There is nobody in sight, no employees and no other customers. What would you do now?	53
107	You are visiting another part of town, and you don't know any of the people your age there. You are walking down the street, and some teenager you don't know is walking toward you. He is about your size, and as he is about to pass you, he deliberately bumps into you and you almost lose your balance. What would you say or do? .	53
108	You are at a party at someone's house, and one of your friends offers you a drink containing alcohol. What would you say or do?	54
109	It's 8:00 on a weeknight and you are about to go over to a friend's home when your mother asks you where you are going. You say 'Oh, just going to go hang out with some friends.' She says, 'No, you'll just get into trouble if you go out. Stay home tonight.' What would you do now?	54
110	How often do you attend religious services or activities?	54

111	I do the opposite of what people tell me, just to get them mad. . . .	55
112	I like to see how much I can get away with.	55
113	I ignore rules that get in my way.	55
114	I think sometimes it's okay to cheat at school.	56
115	It is important to think before you act.	56
116	Sometimes I think that life is not worth it.	56
117	At times I think I am no good at all.	57
118	All in all, I am inclined to think that I am a failure.	57
119	In the past year, have you felt depressed or sad MOST days, even if you felt okay sometimes?	57
120	It is all right to beat up people if they start the fight.	58
121	I think it is okay to take something without asking if you can get away with it.	58
122	Sometimes we don't know what we will do as adults, but we may have an idea. Please answer how true these statements may be for you. WHEN I AM AN ADULT I WILL: smoke cigarettes.	58
123	Sometimes we don't know what we will do as adults, but we may have an idea. Please answer how true these statements may be for you. WHEN I AM AN ADULT I WILL: drink beer, wine, or liquor.	59
124	Sometimes we don't know what we will do as adults, but we may have an idea. Please answer how true these statements may be for you. WHEN I AM AN ADULT I WILL: smoke marijuana.	59
125	Sometimes we don't know what we will do as adults, but we may have an idea. Please answer how true these statements may be for you. WHEN I AM AN ADULT I WILL: use LSD, cocaine, amphetamines or another illegal drug.	59
126	How much do you think people risk harming themselves (physically or in other ways) if they: smoked one or more packs of cigarettes per day?	60
127	How much do you think people risk harming themselves (physically or in other ways) if they: try marijuana once or twice?	60
128	How much do you think people risk harming themselves (physically or in other ways) if they: smoke marijuana regularly?	60
129	How much do you think people risk harming themselves (physically or in other ways) if they: take one or two drinks of an alcoholic beverage (beer, wine, liquor) nearly every day?	61
130	How much do you think people risk harming themselves (physically or in other ways) if they: have five or more drinks once or twice each weekend?	61
131	Have you ever used smokeless tobacco (chew, snuff, plug, dipping tobacco, or chewing tobacco)?	61
132	How often have you taken smokeless tobacco during the past 30 days?	62
133	Have you ever smoked cigarettes?	62
134	How frequently have you smoked cigarettes during the past 30 days?	62

135	Which statement best describes rules about smoking inside your home?	63
136	Which statement best describes rules about smoking in your family cars?	63
137	During this school year, were you taught in any of your classes about the dangers of tobacco use?	64
138	During the past 12 months, have you participated in any community activities to discourage people your age from using cigarettes, chewing tobacco, snuff, dip or cigars?	64
139	On how many occasions have you had alcoholic beverages (beer, wine or hard liquor) to drink in your lifetime - more than just a few sips?	64
140	On how many occasions have you had beer, wine or hard liquor to drink during the past 30 days?	65
141	On how many occasions have you used marijuana (grass, pot) or hashish (hash, hash oil) in your lifetime?	65
142	On how many occasions have you used marijuana (grass, pot) or hashish (hash, hash oil) during the past 30 days?	65
143	On how many occasions have you used LSD or other psychedelics in your lifetime?	66
144	On how many occasions have you used LSD or other psychedelics during the past 30 days?	66
145	On how many occasions have you used cocaine or crack in your lifetime?	66
146	On how many occasions have you used cocaine or crack during the past 30 days?	67
147	On how many occasions have you sniffed glue, breathed the contents of an aerosol spray can, or inhaled other gases or sprays, in order to get high in your lifetime?	67
148	On how many occasions have you sniffed glue, breathed the contents of an aerosol spray can, or inhaled other gases or sprays, in order to get high during the past 30 days?	68
149	On how many occasions have you used phenoxydine (pox, px, breeze) in your lifetime?	68
150	On how many occasions have you used phenoxydine (pox, px, breeze) during the past 30 days?	69
151	On how many occasions have you used sedatives (tranquilizers, such as Valium or Xanax, barbiturates, or sleeping pills) without a doctor telling you to take them, in your lifetime?	69
152	On how many occasions have you used sedatives (tranquilizers, such as Valium or Xanax, barbiturates, or sleeping pills) without a doctor telling you to take them, during the past 30 days?	70
153	On how many occasions have you used methamphetamines (meth, speed, crank, crystal meth) in your lifetime?	70

154	On how many occasions have you used methamphetamines (meth, speed, crank, crystal meth) in the past 30 days?	71
155	On how many occasions have you used stimulants, other than Methamphetamines (such as amphetamines, Ritalin or Dexedrine) without a doctor telling you to take them, in your lifetime?	71
156	On how many occasions have you used stimulants, other than Methamphetamines (such as amphetamines, Ritalin or Dexedrine) without a doctor telling you to take them, during the past 30 days?	72
157	On how many occasions have you used heroin or other opiates in your lifetime?	72
158	On how many occasions have you used heroin or other opiates during the past 30 days?	73
159	On how many occasions have you used MDMA ('X', 'E', or ecstasy) in your lifetime?	73
160	On how many occasions have you used MDMA ('X', 'E', or ecstasy) during the past 30 days?	73
161	On how many occasions have you taken prescription drugs (such as Valium, Xanax, Ritalin, Adderall, OxyContin, Darvocet, or sleeping pills) on your own-that is, without a doctor telling you to take them in your lifetime?	74
162	On how many occasions have you taken prescription drugs (such as Valium, Xanax, Ritalin, Adderall, OxyContin, Darvocet, or sleeping pills) on your own-that is, without a doctor telling you to take them during the past 30 days?	74
163	On how many occasions have you taken non-prescription medicines such as diet pills (for example, Dietac, Dexatrim or Prolamine), stay-awake pills (for example No-Doz, Vivarin, or Wake), or cough or cold medicines (robos, DXM, etc.) to get high in your lifetime?	75
164	On how many occasions have you taken non-prescription medicines such as diet pills (for example, Dietac, Dexatrim or Prolamine), stay-awake pills (for example No-Doz, Vivarin, or Wake), or cough or cold medicines (robos, DXM, etc.) to get high during the past 30 days?	75
165	On how many occasions have you been drunk or very high from drinking alcoholic beverages during the past 30 days?	76
166	On how many occasions have you drunk flavored alcoholic beverages, sometimes called 'alcopops' (like Mike's Hard Lemonade, Smirnoff Ice, Bacardi Breezers, etc.) in your lifetime?	76
167	On how many occasions have you drunk flavored alcoholic beverages, sometimes called 'alcopops' (like Mike's Hard Lemonade, Smirnoff Ice, Bacardi Breezers, etc.) during the past 30 days?	77
168	Think back over the last two weeks. How many times have you had five or more alcoholic drinks in a row?	77
169	During the past 30 days, how many times did you ride in a car or other vehicle driven by someone who had been drinking alcohol?	77

170	During the past 30 days, how many times did you drive a car or other vehicle when you had been drinking alcohol?	78
171	If you drank alcohol (not just a sip or taste) in the past year, how did you usually get it?	78
172	If you drank alcohol (not just a sip or taste) in the past year, where did you usually drink it?	79
173	During the last month, about how many marijuana cigarettes, or the equivalent, did you smoke a day, on the average?	79
174	How wrong would most adults (over 21) in your neighborhood think it is for kids your age: to use marijuana?	80
175	How wrong would most adults (over 21) in your neighborhood think it is for kids your age: to drink alcohol?	80
176	How wrong would most adults (over 21) in your neighborhood think it is for kids your age: to smoke cigarettes?	80
177	How much do each of the following statements describe your neighborhood? crime and/or drug selling	81
178	How much do each of the following statements describe your neighborhood? fights	81
179	How much do each of the following statements describe your neighborhood? lots of empty or abandoned buildings	81
180	How much do each of the following statements describe your neighborhood? lots of graffiti	82
181	If I had to move, I would miss the neighborhood I now live in.	82
182	My neighbors notice when I am doing a good job and let me know about it.	82
183	I like my neighborhood.	83
184	There are lots of adults in my neighborhood I could talk to about something important.	83
185	I'd like to get out of my neighborhood.	83
186	There are people in my neighborhood who are proud of me when I do something well.	84
187	There are people in my neighborhood who encourage me to do my best.	84
188	I feel safe in my neighborhood.	84
189	Which of the following activities for people your age are available in your community? sports teams?	85
190	Which of the following activities for people your age are available in your community? scouting?	85
191	Which of the following activities for people your age are available in your community? boys and girls clubs?	85
192	Which of the following activities for people your age are available in your community? 4-H clubs?	85
193	Which of the following activities for people your age are available in your community? service clubs?	86

194	If a kid smoked marijuana in your neighborhood would he or she be caught by the police?	86
195	If a kid drank some beer, wine or hard liquor (for example, vodka, whiskey, or gin) in your neighborhood would he or she be caught by the police?	86
196	If a kid carried a handgun in your neighborhood would he or she be caught by the police?	87
197	If you wanted to get some cigarettes, how easy would it be for you to get some?	87
198	If you wanted to get some beer, wine or hard liquor (for example, vodka, whiskey, or gin), how easy would it be for you to get some?	87
199	If you wanted to get a drug like cocaine, LSD, or amphetamines, how easy would it be for you to get some?	88
200	If you wanted to get a handgun, how easy would it be for you to get one?	88
201	If you wanted to get some marijuana, how easy would it be for you to get some?	88
202	During the past 12 months, have you participated in any alcohol prevention programs or seen any alcohol prevention messages in your school or community? Yes, a school-based program focused on preventing underage drinking and/or drinking and driving.	89
203	During the past 12 months, have you participated in any alcohol prevention programs or seen any alcohol prevention messages in your school or community? Yes, a community-based program focused on preventing underage drinking and/or drinking and driving (for example, through your church or temple or through youth groups like Boys and Girls Club or 4-H).	89
204	During the past 12 months, have you participated in any alcohol prevention programs or seen any alcohol prevention messages in your school or community? Yes, a media campaign addressing underage drinking and/or drinking and driving (for example, newspaper ads, posters, pamphlets, radio, TV).	89
205	During the past 12 months, have you participated in any alcohol prevention programs or seen any alcohol prevention messages in your school or community? No	89
206	How wrong do your parents feel it would be for YOU to: drink beer, wine or hard liquor (for example, vodka, whiskey or gin) regularly?	90
207	How wrong do your parents feel it would be for YOU to: smoke cigarettes?	90
208	How wrong do your parents feel it would be for YOU to: smoke marijuana?	90
209	How wrong do your parents feel it would be for YOU to: steal something worth more than \$5?	91

210	How wrong do your parents feel it would be for YOU to: draw graffiti, write things, or draw pictures on buildings or other property (without the owner's permission)?	91
211	How wrong do your parents feel it would be for YOU to: pick a fight with someone?	91
212	During the past 12 months, have you talked with at least one of your parents about the dangers of underage drinking and/or drinking and driving? By parents, we mean either your biological parents, adoptive parents, stepparents, or adult guardians - whether or not they live with you.	92
213	Have any of your brothers or sisters ever: drunk beer, wine or hard liquor (for example, vodka, whiskey or gin)?	92
214	Have any of your brothers or sisters ever: smoked marijuana?	92
215	Have any of your brothers or sisters ever: smoked cigarettes?	92
216	Have any of your brothers or sisters ever: taken a handgun to school?	93
217	Have any of your brothers or sisters ever: been suspended or expelled from school?	93
218	The rules in my family are clear.	93
219	People in my family often insult or yell at each other.	94
220	When I am not at home, one of my parents knows where I am and who I am with.	94
221	We argue about the same things in my family over and over.	94
222	If you drank some beer or wine or liquor (for example, vodka, whiskey, or gin) without your parents' permission, would you be caught by your parents?	95
223	My family has clear rules about alcohol and drug use.	95
224	If you carried a handgun without your parents' permission, would you be caught by your parents?	95
225	If you skipped school would you be caught by your parents?	96
226	Do you feel very close to your mother?	96
227	Do you share your thoughts and feelings with your mother?	96
228	My parents ask me what I think before most family decisions affecting me are made.	97
229	Do you share your thoughts and feelings with your father?	97
230	Do you enjoy spending time with your mother?	97
231	Do you enjoy spending time with your father?	98
232	If I had a personal problem, I could ask my mom or dad for help.	98
233	Do you feel very close to your father?	98
234	My parents give me lots of chances to do fun things with them.	99
235	My parents ask if I've gotten my homework done.	99
236	People in my family have serious arguments.	99
237	Would your parents know if you did not come home on time?	100
238	It is important to be honest with your parents, even if they become upset or you get punished.	100

239	My parents notice when I am doing a good job and let me know about it.	100
240	How often do your parents tell you they're proud of you for something you've done?	101
241	How many brothers and sisters, including stepbrothers and sisters, do you have that are younger than you?	101
242	How many brothers and sisters, including stepbrothers and sisters, do you have that are older than you?	101
243	Have you changed homes in the past year (the last 12 months)?	102
244	How many times have you changed homes since kindergarten?	102
245	Have you changed schools (including changing from elementary to middle and middle to high school) in the past year?	102
246	How many times have you changed schools since kindergarten (including changing from elementary to middle and middle to high school)?	103
247	Has anyone in your family ever had severe alcohol or drug problems?	103
248	About how many adults (over 21) have you known personally who in the past year have: used marijuana, crack, cocaine, or other drugs?	103
249	About how many adults (over 21) have you known personally who in the past year have: sold or dealt drugs?	104
250	About how many adults (over 21) have you known personally who in the past year have: done other things that could get them in trouble with the police, like stealing, selling stolen goods, mugging or assaulting others, etc.?	104
251	About how many adults (over 21) have you known personally who in the past year have: gotten drunk or high?	104
252	Have you seen or heard information about underage drinking in the past 12 months from the following sources? Radio	105
253	Have you seen or heard information about underage drinking in the past 12 months from the following sources? TV.	105
254	Have you seen or heard information about underage drinking in the past 12 months from the following sources? Print. This includes information on underage drinking you may have seen in the newspaper, on a billboard, in pamphlets, on stickers, etc.	105
255	Have you seen or heard information about underage drinking in the past 12 months from the following sources? Website or social media? (Facebook, Myspace, website, etc.)	105
256	The next questions ask about your opinions of the information you saw or heard. If you have seen or heard more than one ad, please think about your favorite ad when answering these questions. The information about underage drinking that I saw or heard was convincing.	106

257	The next questions ask about your opinions of the information you saw or heard. If you have seen or heard more than one ad, please think about your favorite ad when answering these questions. The information about underage drinking that I saw or heard grabbed my attention.	106
258	The next questions ask about your opinions of the information you saw or heard. If you have seen or heard more than one ad, please think about your favorite ad when answering these questions. The information about underage drinking that I saw or heard said something important to me.	106
259	The next questions ask about your opinions of the information you saw or heard. If you have seen or heard more than one ad, please think about your favorite ad when answering these questions. Seeing or hearing this information about underage drinking made me want to stop or decrease my drinking.	107
260	How honest were you in filling out this survey?	107

List of Figures

1	Grade Chart	12
2	Gender Chart	13
3	Age Chart	14
4	Ethnic Origin Chart	15

1 INTRODUCTION

This report was generated from data collected on the *2010 Arkansas Prevention Needs Assessment Student Survey*. This report contains basic frequency tables of all data collected and graphs on the selected demographic variables of grade, gender, age and ethnic origin. The graph on ethnic origin is represented as a bar chart rather than as a pie chart. This is because students were allowed to mark more than one response for ethnic origin as opposed to being allowed to mark only one response. The bars represent the percent of students who marked each of the ethnic categories.

Questions regarding the information found in this report can be directed to:

Pride Surveys

160 Vanderbilt Court
Bowling Green, KY 42103
1-800-279-6361
www.pridesurveys.com

Grade Chart

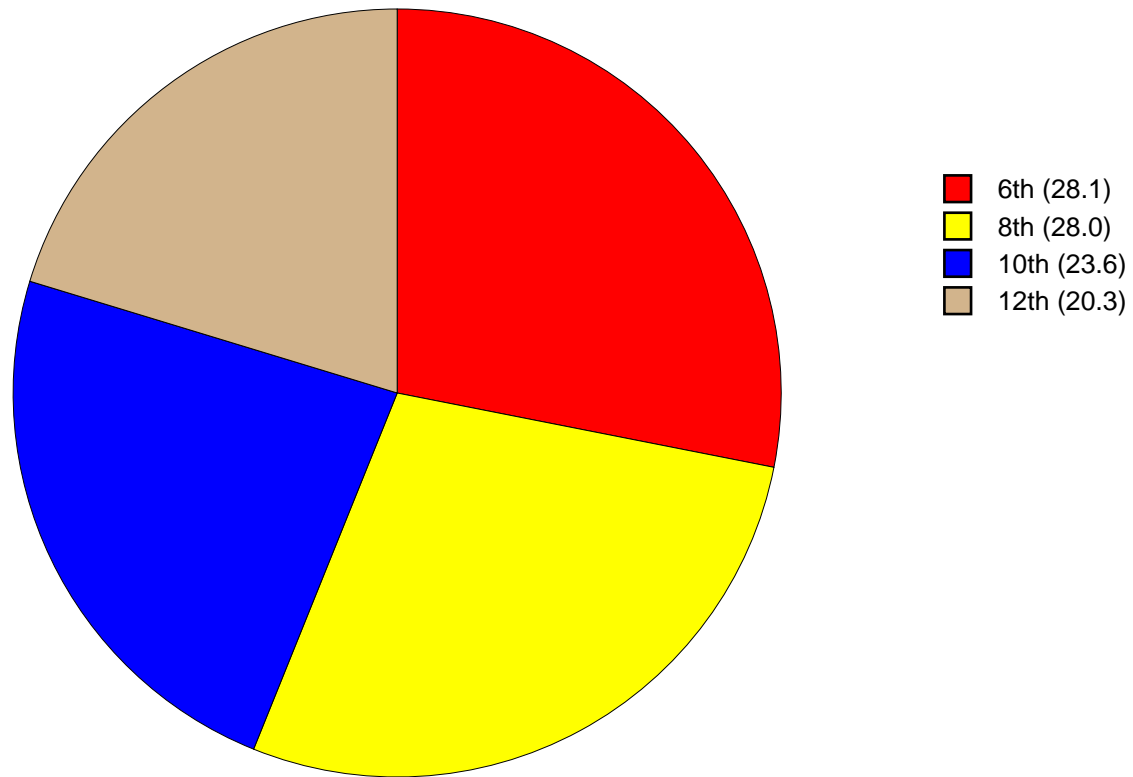


Figure 1: Grade Chart

Gender Chart

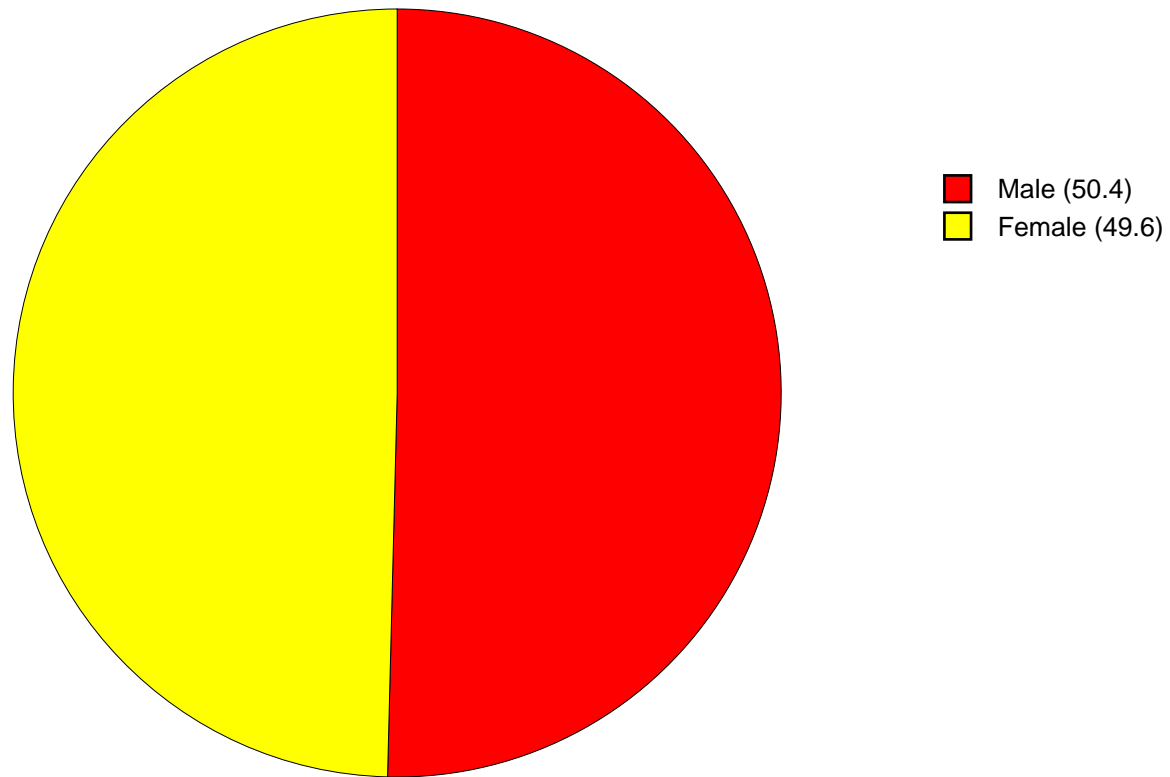


Figure 2: Gender Chart

Age Chart

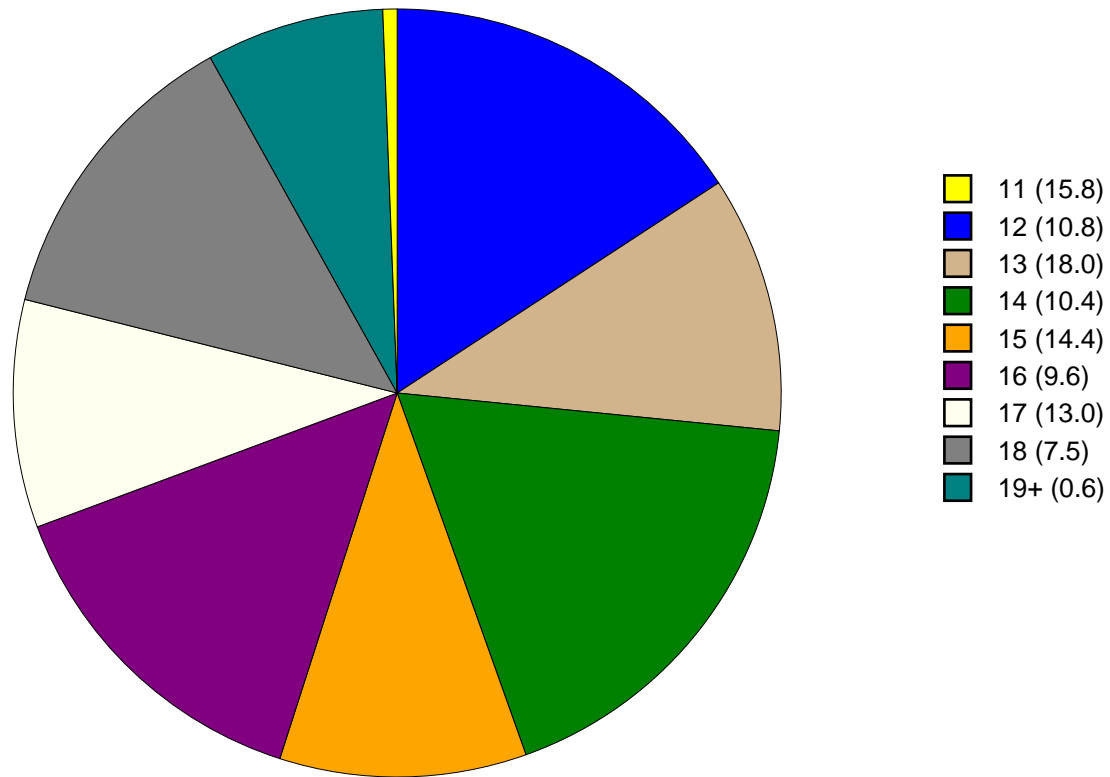


Figure 3: Age Chart

Ethnic Origin Chart

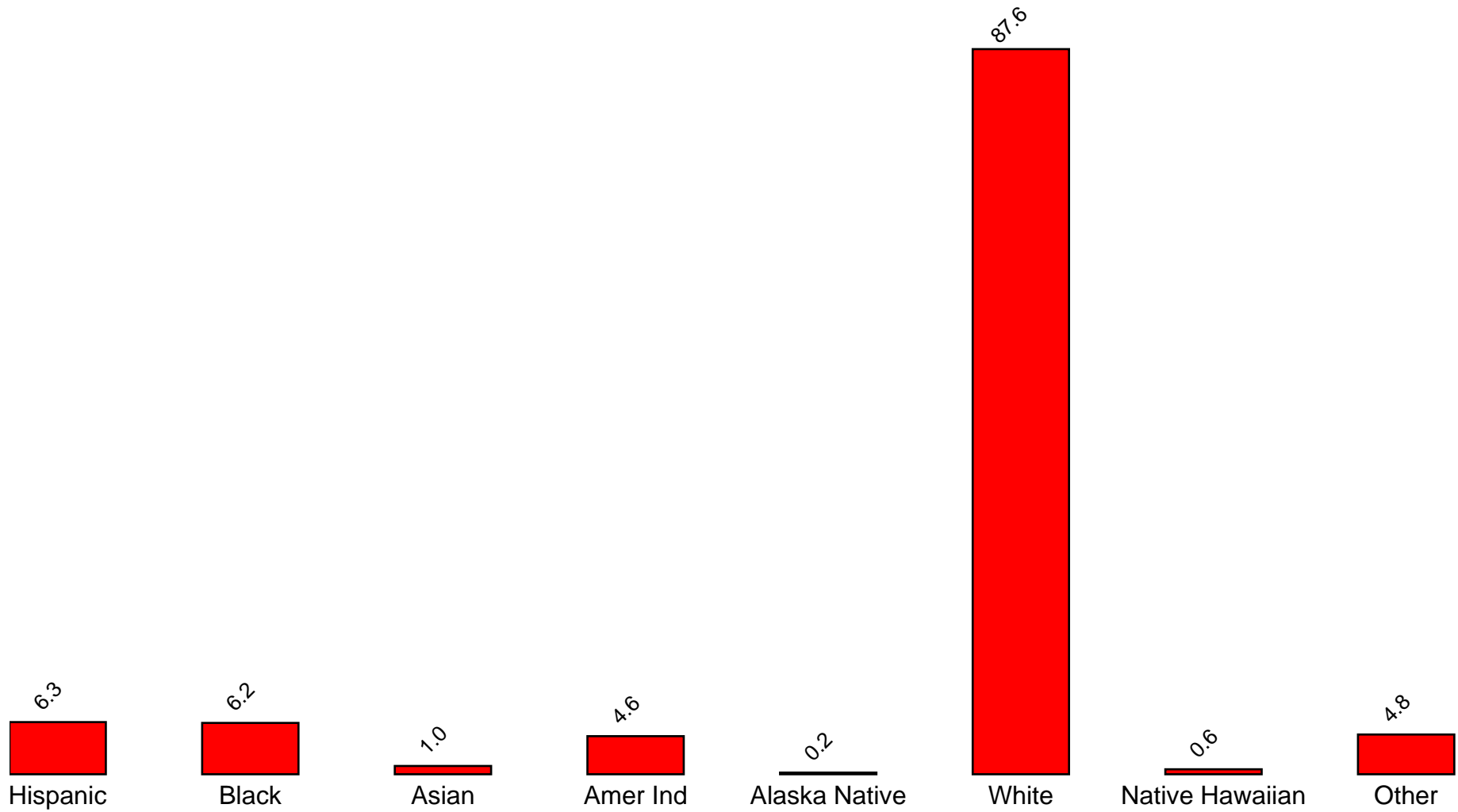


Figure 4: Ethnic Origin Chart

2 PERCENTAGE TABLES

The following tables contain frequency distribution detailing how your students responded to each question on the survey. The tables appear in the same order as the questions on the survey. The tables include breakdowns by grade level as well as overall percentages. The *N of Valid* row is a frequency count of the number of valid responses to each question for each grade and overall. The *N of Miss* row is a frequency count of the number of invalid (marked more than one response) or missing (i.e. did not respond) responses to each question for each grade and overall.

For the questions that allowed more than one response (i.e. race, live with, etc.) each response becomes a separate table. If a student did not mark the response, that was counted as a NO response, and if they did mark the response, that was counted as a YES response. Since a non response is a valid response for these questions, the *N of Miss* will always be zero for these questions.

Table 1: Sex



Response	6	8	10	12	Total	
Male	50.0	51.3	48.9	51.4	50.4	
Female	50.0	48.7	51.1	48.6	49.6	
N of Valid	790	790	663	576	2819	
N of Miss	10	6	8	2	26	

Table 2: Age










Response	6	8	10	12	Total	
10 or younger	0.1	0.0	0.0	0.0	0.0	
11	56.4	0.0	0.0	0.0	15.8	
12	38.5	0.3	0.0	0.0	10.8	
13	4.7	59.3	0.0	0.0	18.0	
14	0.4	36.3	0.6	0.0	10.4	
15	0.0	3.9	56.2	0.0	14.4	
16	0.0	0.3	39.6	0.9	9.6	
17	0.0	0.0	3.4	59.7	13.0	
18	0.0	0.0	0.1	36.7	7.5	
19 or older	0.0	0.0	0.0	2.8	0.6	
N of Valid	795	797	671	578	2841	
N of Miss	5	0	1	0	6	

Table 3: Are you Hispanic or Latino?



Response	6	8	10	12	Total	
No	93.8	93.1	92.7	95.3	93.7	
Yes	6.2	6.9	7.3	4.7	6.3	
N of Valid	746	771	657	570	2744	
N of Miss	54	26	15	8	103	

Table 4: What is your race? Black or African American



Response	6	8	10	12	Total	
No	94.5	93.4	93.8	93.6	93.8	
Yes	5.5	6.6	6.3	6.4	6.2	
N of Valid	800	797	672	578	2847	
N of Miss	0	0	0	0	0	

Table 5: What is your race? Asian



Response	6	8	10	12	Total	
No	99.4	99.1	98.4	99.1	99.0	
Yes	0.6	0.9	1.6	0.9	1.0	
N of Valid	800	797	672	578	2847	
N of Miss	0	0	0	0	0	

Table 6: What is your race? American Indian



Response	6	8	10	12	Total	
No	94.1	94.4	96.1	97.9	95.4	
Yes	5.9	5.6	3.9	2.1	4.6	
N of Valid	800	797	672	578	2847	
N of Miss	0	0	0	0	0	

Table 7: What is your race? Alaska Native



Response	6	8	10	12	Total	
No	99.9	99.9	99.6	99.7	99.8	
Yes	0.1	0.1	0.4	0.3	0.2	
N of Valid	800	797	672	578	2847	
N of Miss	0	0	0	0	0	

Table 8: What is your race? White



Response	6	8	10	12	Total	
No	14.4	12.2	12.4	9.9	12.4	
Yes	85.6	87.8	87.6	90.1	87.6	
N of Valid	800	797	672	578	2847	
N of Miss	0	0	0	0	0	

Table 9: What is your race? Native Hawaiian or Other Pacific Islander



Response	6	8	10	12	Total	
No	99.6	99.6	98.7	99.8	99.4	
Yes	0.4	0.4	1.3	0.2	0.6	
N of Valid	800	797	672	578	2847	
N of Miss	0	0	0	0	0	

Table 10: What is your race? Other



Response	6	8	10	12	Total	
No	93.6	95.0	95.4	97.6	95.2	
Yes	6.4	5.0	4.6	2.4	4.8	
N of Valid	800	797	672	578	2847	
N of Miss	0	0	0	0	0	

Table 11: What is the highest level of schooling completed by your mother or father?









Response	6	8	10	12	Total	
Completed grade school or less	2.5	2.2	1.2	1.0	1.8	
Some high school	5.7	5.5	10.5	12.2	8.1	
Completed high school	14.8	19.8	17.6	20.6	18.1	
Some college	13.2	18.2	18.2	21.7	17.6	
Completed college	21.1	23.3	27.1	27.3	24.4	
Graduate or professional school after college	8.7	7.5	9.5	8.6	8.5	
Don't know	33.2	21.8	14.3	6.3	19.9	
Does not apply	0.7	1.7	1.7	2.3	1.5	
N of Valid	755	784	665	572	2776	
N of Miss	38	6	3	6	47	

Table 12: Think of where you live most of the time. Which of the following people live there with you? Mother



Response	6	8	10	12	Total	
No	15.0	17.1	16.4	21.6	17.2	
Yes	85.0	82.9	83.6	78.4	82.8	
N of Valid	800	797	672	578	2847	
N of Miss	0	0	0	0	0	

Table 13: Think of where you live most of the time. Which of the following people live there with you? Stepmother



Response	6	8	10	12	Total	
No	93.9	92.5	91.5	89.8	92.1	
Yes	6.1	7.5	8.5	10.2	7.9	
N of Valid	800	797	672	578	2847	
N of Miss	0	0	0	0	0	

Table 14: Think of where you live most of the time. Which of the following people live there with you? Foster Mother



Response	6	8	10	12	Total	
No	99.9	99.9	100.0	99.3	99.8	
Yes	0.1	0.1	0.0	0.7	0.2	
N of Valid	800	797	672	578	2847	
N of Miss	0	0	0	0	0	

Table 15: Think of where you live most of the time. Which of the following people live there with you? Grandmother



Response	6	8	10	12	Total	
No	87.5	89.5	92.1	91.7	90.0	
Yes	12.5	10.5	7.9	8.3	10.0	
N of Valid	800	797	672	578	2847	
N of Miss	0	0	0	0	0	

Table 16: Think of where you live most of the time. Which of the following people live there with you? Aunt



Response	6	8	10	12	Total	
No	95.4	96.7	97.3	98.3	96.8	
Yes	4.6	3.3	2.7	1.7	3.2	
N of Valid	800	797	672	578	2847	
N of Miss	0	0	0	0	0	

Table 17: Think of where you live most of the time. Which of the following people live there with you? Father



Response	6	8	10	12	Total	
No	38.5	40.8	41.4	44.1	41.0	
Yes	61.5	59.2	58.6	55.9	59.0	
N of Valid	800	797	672	578	2847	
N of Miss	0	0	0	0	0	

Table 18: Think of where you live most of the time. Which of the following people live there with you? Stepfather



Response	6	8	10	12	Total	
No	84.5	82.6	83.0	82.5	83.2	
Yes	15.5	17.4	17.0	17.5	16.8	
N of Valid	800	797	672	578	2847	
N of Miss	0	0	0	0	0	

Table 19: Think of where you live most of the time. Which of the following people live there with you? Foster Father



Response	6	8	10	12	Total	
No	99.8	99.7	100.0	99.3	99.7	
Yes	0.3	0.3	0.0	0.7	0.3	
N of Valid	800	797	672	578	2847	
N of Miss	0	0	0	0	0	

Table 20: Think of where you live most of the time. Which of the following people live there with you? Grandfather



Response	6	8	10	12	Total	
No	93.1	94.0	95.2	94.5	94.1	
Yes	6.9	6.0	4.8	5.5	5.9	
N of Valid	800	797	672	578	2847	
N of Miss	0	0	0	0	0	

Table 21: Think of where you live most of the time. Which of the following people live there with you? Uncle



Response	6	8	10	12	Total	
No	96.4	95.7	98.1	98.3	97.0	
Yes	3.6	4.3	1.9	1.7	3.0	
N of Valid	800	797	672	578	2847	
N of Miss	0	0	0	0	0	

Table 22: Think of where you live most of the time. Which of the following people live there with you? Other Adults



Response	6	8	10	12	Total	
No	97.9	97.4	97.3	96.2	97.3	
Yes	2.1	2.6	2.7	3.8	2.7	
N of Valid	800	797	672	578	2847	
N of Miss	0	0	0	0	0	

Table 23: Think of where you live most of the time. Which of the following people live there with you? Brother(s)



Response	6	8	10	12	Total	
No	53.3	57.2	58.6	67.1	58.4	
Yes	46.8	42.8	41.4	32.9	41.6	
N of Valid	800	797	672	578	2847	
N of Miss	0	0	0	0	0	

Table 24: Think of where you live most of the time. Which of the following people live there with you? Stepbrother(s)



Response	6	8	10	12	Total	
No	93.8	95.7	94.0	94.6	94.6	
Yes	6.3	4.3	6.0	5.4	5.4	
N of Valid	800	797	672	578	2847	
N of Miss	0	0	0	0	0	

Table 25: Think of where you live most of the time. Which of the following people live there with you? Sister(s)



Response	6	8	10	12	Total	
No	60.9	58.0	56.7	67.0	60.3	
Yes	39.1	42.0	43.3	33.0	39.7	
N of Valid	800	797	672	578	2847	
N of Miss	0	0	0	0	0	

Table 26: Think of where you live most of the time. Which of the following people live there with you? Stepsister(s)

Response	6	8	10	12	Total	
No	92.8	95.2	94.5	95.7	94.5	
Yes	7.2	4.8	5.5	4.3	5.5	
N of Valid	800	797	672	578	2847	
N of Miss	0	0	0	0	0	

Table 27: Think of where you live most of the time. Which of the following people live there with you? Other Children

Response	6	8	10	12	Total	
No	96.1	95.0	94.2	93.9	94.9	
Yes	3.9	5.0	5.8	6.1	5.1	
N of Valid	800	797	672	578	2847	
N of Miss	0	0	0	0	0	

Table 28: In my school, students have lots of chances to help decide things like class activities and rules.

Response	6	8	10	12	Total	
NO!	18.9	13.6	15.9	14.1	15.7	
no	40.6	42.2	36.8	36.7	39.3	
yes	33.2	38.5	39.6	40.5	37.7	
YES!	7.3	5.7	7.6	8.7	7.2	
N of Valid	771	792	671	575	2809	
N of Miss	26	5	1	3	35	

Table 29: Teachers ask me to work on special classroom projects.

Response	6	8	10	12	Total	
NO!	10.4	8.7	9.0	7.8	9.1	
no	35.0	45.2	45.2	49.2	43.2	
yes	43.1	37.3	39.9	37.1	39.5	
YES!	11.6	8.7	6.0	5.9	8.3	
N of Valid	778	790	670	577	2815	
N of Miss	22	7	1	1	31	

Table 30: My teacher(s) notices when I am doing a good job and lets me know about it.

Response	6	8	10	12	Total
NO!	3.7	4.3	6.2	4.0	4.5
no	12.9	22.9	23.0	19.0	19.4
yes	48.1	54.5	56.3	61.7	54.6
YES!	35.3	18.3	14.5	15.3	21.5
N of Valid	780	789	664	574	2807
N of Miss	20	7	8	4	39

Table 31: There are lots of chances for students in my school to get involved in sports, clubs, and other school activities outside of class.

Response	6	8	10	12	Total
NO!	3.7	1.9	1.3	0.7	2.0
no	10.4	7.4	4.0	2.8	6.5
yes	37.4	37.8	32.5	38.6	36.6
YES!	48.5	52.8	62.1	57.9	54.9
N of Valid	787	793	671	577	2828
N of Miss	13	4	1	1	19

Table 32: There are lots of chances for students in my school to talk with a teacher one-on-one.

Response	6	8	10	12	Total
NO!	3.4	3.4	4.6	2.3	3.4
no	18.0	19.0	21.9	17.3	19.1
yes	45.7	52.3	50.8	58.1	51.3
YES!	32.9	25.3	22.7	22.4	26.1
N of Valid	776	791	671	577	2815
N of Miss	22	6	1	1	30

Table 33: I feel safe at my school.

Response	6	8	10	12	Total
NO!	4.6	6.1	4.0	4.0	4.8
no	7.7	9.5	10.2	5.7	8.4
yes	36.7	52.2	61.0	61.9	52.0
YES!	51.0	32.2	24.8	28.3	34.9
N of Valid	782	788	669	575	2814
N of Miss	15	7	2	3	27

Table 34: The school lets my parents know when I have done something well.

Response	6	8	10	12	Total
NO!	9.1	14.0	20.1	19.3	15.2
no	32.0	45.8	46.8	52.7	43.6
yes	38.9	32.0	28.2	24.2	31.4
YES!	20.1	8.2	4.9	3.8	9.8
N of Valid	772	791	671	575	2809
N of Miss	27	5	1	3	36

Table 35: My teachers praise me when I work hard in school.

Response	6	8	10	12	Total
NO!	15.6	11.3	13.6	9.2	12.6
no	31.4	39.1	42.6	36.3	37.2
yes	38.9	40.5	38.8	47.0	41.0
YES!	14.1	9.2	4.9	7.5	9.2
N of Valid	771	786	667	575	2799
N of Miss	29	10	4	3	46

Table 36: Are your school grades better than the grades of most students in your class?

Response	6	8	10	12	Total
NO!	9.4	6.7	9.7	5.0	7.8
no	35.1	32.2	28.2	27.5	31.1
yes	39.7	46.2	50.5	52.0	46.6
YES!	15.8	14.9	11.6	15.5	14.5
N of Valid	778	786	671	575	2810
N of Miss	21	10	1	2	34

Table 37: I have lots of chances to be part of class discussions or activities.

Response	6	8	10	12	Total
NO!	4.2	3.2	2.2	2.1	3.0
no	16.5	17.0	12.2	11.8	14.7
yes	51.7	57.2	65.0	63.9	58.9
YES!	27.5	22.6	20.5	22.2	23.4
N of Valid	781	787	672	576	2816
N of Miss	18	8	0	2	28

Table 38: Now thinking back over the past year in school, how often did you: enjoy being in school?

Response	6	8	10	12	Total
Never	9.9	8.3	8.5	6.9	8.5
Seldom	6.2	12.1	11.9	14.6	10.9
Sometimes	36.4	40.6	40.5	41.1	39.5
Often	23.9	25.8	29.3	27.1	26.4
Almost always	23.5	13.2	9.8	10.2	14.7
N of Valid	786	794	672	576	2828
N of Miss	11	3	0	1	15

Table 39: Now thinking back over the past year in school, how often did you: hate being in school?






Response	6	8	10	12	Total	
Never	19.6	7.8	4.3	4.5	9.6	
Seldom	27.4	27.1	28.7	22.6	26.6	
Sometimes	30.1	33.5	34.3	39.7	34.0	
Often	10.7	18.7	21.2	23.0	18.0	
Almost always	12.3	12.9	11.5	10.3	11.8	
N of Valid	775	792	670	575	2812	
N of Miss	22	3	2	3	30	

Table 40: Now thinking back over the past year in school, how often did you: try to do your best work in school?






Response	6	8	10	12	Total	
Never	0.6	0.8	1.0	0.3	0.7	
Seldom	1.2	1.5	3.9	3.5	2.4	
Sometimes	4.5	11.6	14.7	19.0	11.9	
Often	18.6	29.8	38.6	40.3	31.0	
Almost always	75.1	56.3	41.8	36.9	54.1	
N of Valid	780	791	668	575	2814	
N of Miss	20	6	4	3	33	

Table 41: How often do you feel that the school work you are assigned is meaningful and important?






Response	6	8	10	12	Total	
Never	5.2	7.0	6.7	6.4	6.3	
Seldom	6.9	15.0	21.4	25.2	16.3	
Sometimes	24.6	34.7	38.9	42.3	34.4	
Often	33.4	30.1	24.6	20.5	27.7	
Almost always	29.9	13.3	8.4	5.6	15.2	
N of Valid	785	782	668	575	2810	
N of Miss	15	15	4	3	37	

Table 42: Putting them all together, what were your grades like last year?

Response	6	8	10	12	Total	
Mostly F's	2.2	0.8	0.9	0.2	1.1	
Mostly D's	3.0	4.1	6.2	1.7	3.8	
Mostly C's	13.3	16.2	23.7	19.2	17.8	
Mostly B's	37.8	39.1	37.6	46.9	40.0	
Mostly A's	43.8	39.8	31.6	32.1	37.3	
N of Valid	777	772	662	574	2785	
N of Miss	6	5	2	1	14	

Table 43: How important do you think the things you are learning in school are going to be for your later life?

Response	6	8	10	12	Total	
Very important	54.1	30.3	18.7	14.9	31.1	
Quite important	24.1	30.2	28.4	22.6	26.5	
Fairly important	15.4	25.5	33.9	38.7	27.3	
Slightly important	4.8	11.3	16.7	19.6	12.4	
Not at all important	1.6	2.8	2.4	4.2	2.7	
N of Valid	793	789	670	576	2828	
N of Miss	7	8	2	1	18	

Table 44: How interesting are most of your courses to you?

Response	6	8	10	12	Total	
Very interesting and stimulating	17.3	7.4	5.1	5.0	9.1	
Quite interesting	35.0	24.6	23.2	20.5	26.3	
Fairly interesting	29.2	43.4	42.9	45.7	39.9	
Slightly dull	14.0	17.3	20.4	21.0	17.9	
Very dull	4.5	7.3	8.3	7.7	6.8	
N of Valid	774	785	671	575	2805	
N of Miss	25	12	1	3	41	

Table 45: During the LAST FOUR WEEKS how many whole days of school have you missed because you skipped or 'cut'?








Response	6	8	10	12	Total	
None	76.5	76.9	75.4	68.5	74.7	
1	11.8	11.5	10.6	14.8	12.0	
2	5.0	3.3	7.0	6.8	5.4	
3	3.3	3.5	2.5	5.6	3.6	
4-5	1.9	3.3	2.4	3.0	2.6	
6-10	0.9	1.0	1.5	0.9	1.1	
11 or more	0.6	0.5	0.6	0.5	0.6	
N of Valid	786	791	671	574	2822	
N of Miss	14	6	1	3	24	

Table 46: What are the chances you would be seen as cool if you: smoked cigarettes?






Response	6	8	10	12	Total	
No or very little chance	86.1	70.3	59.0	46.6	67.2	
Little chance	6.9	14.5	18.8	23.0	15.2	
Some chance	3.9	9.3	14.2	20.2	11.2	
Pretty good chance	1.7	3.4	5.3	7.1	4.1	
Very good chance	1.4	2.5	2.7	3.1	2.4	
N of Valid	777	788	664	575	2804	
N of Miss	19	7	3	3	32	

Table 47: What are the chances you would be seen as cool if you: worked hard at school?






Response	6	8	10	12	Total	
No or very little chance	8.4	12.5	13.6	12.5	11.6	
Little chance	6.7	13.9	20.6	27.2	16.2	
Some chance	18.4	24.3	28.5	32.9	25.4	
Pretty good chance	24.7	27.4	22.4	18.8	23.7	
Very good chance	41.9	21.8	14.9	8.5	23.0	
N of Valid	778	789	664	574	2805	
N of Miss	17	8	7	4	36	

Table 48: What are the chances you would be seen as cool if you: began drinking alcoholic beverages regularly, that is, at least once or twice a month?






Response	6	8	10	12	Total	
No or very little chance	83.9	63.0	43.9	29.9	57.4	
Little chance	7.6	15.4	16.1	17.0	13.8	
Some chance	4.5	9.5	15.8	22.4	12.3	
Pretty good chance	2.1	6.7	16.4	22.6	11.0	
Very good chance	1.8	5.3	7.6	8.0	5.5	
N of Valid	772	790	669	575	2806	
N of Miss	25	6	3	3	37	

Table 49: What are the chances you would be seen as cool if you: defended someone who was being verbally abused at school?






Response	6	8	10	12	Total	
No or very little chance	16.3	13.5	11.8	12.5	13.7	
Little chance	10.0	12.3	16.0	17.7	13.7	
Some chance	15.5	21.2	28.6	34.8	24.2	
Pretty good chance	23.2	29.9	26.5	21.2	25.4	
Very good chance	35.0	23.0	17.2	13.7	23.0	
N of Valid	772	786	669	575	2802	
N of Miss	28	10	3	3	44	

Table 50: What are the chances you would be seen as cool if you: smoked marijuana?






Response	6	8	10	12	Total	
No or very little chance	91.3	73.4	56.2	41.0	67.6	
Little chance	3.6	10.1	14.9	16.2	10.7	
Some chance	1.8	7.1	11.6	16.3	8.6	
Pretty good chance	1.7	3.9	7.1	17.0	6.8	
Very good chance	1.6	5.5	10.2	9.4	6.3	
N of Valid	768	785	665	575	2793	
N of Miss	30	10	7	3	50	

Table 51: What are the chances you would be seen as cool if you: carried a handgun?


Response	6	8	10	12	Total	
No or very little chance	83.8	77.6	75.1	69.6	77.1	
Little chance	7.3	9.4	11.9	16.9	11.0	
Some chance	3.8	6.6	6.2	7.2	5.8	
Pretty good chance	2.0	2.9	3.8	3.3	2.9	
Very good chance	3.1	3.4	3.2	3.0	3.2	
N of Valid	767	785	666	573	2791	
N of Miss	31	11	5	5	52	

Table 52: What are the chances you would be seen as cool if you: regularly volunteered to do community service?

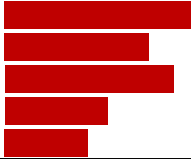
Response	6	8	10	12	Total	
No or very little chance	23.7	30.6	30.7	27.4	28.1	
Little chance	13.9	20.2	23.5	30.0	21.3	
Some chance	21.7	25.5	27.5	26.8	25.2	
Pretty good chance	19.2	15.0	10.8	11.1	14.4	
Very good chance	21.4	8.6	7.5	4.7	11.1	
N of Valid	775	791	668	574	2808	
N of Miss	23	6	4	4	37	

Table 53: Think of your four best friends (the friends you feel closest to). In the past year (12 months), how many of your best friends have: participated in clubs, organizations or activities at school?

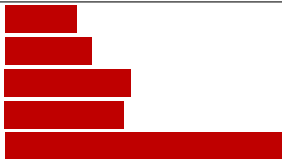
Response	6	8	10	12	Total	
0	11.7	10.0	7.4	7.5	9.3	
1	13.5	10.8	9.9	12.8	11.8	
2	16.5	20.7	17.1	18.8	18.3	
3	14.7	18.5	17.1	18.6	17.1	
4	43.6	40.1	48.4	42.4	43.5	
N of Valid	762	779	665	576	2782	
N of Miss	36	16	7	2	61	

Table 54: Think of your four best friends (the friends you feel closest to). In the past year (12 months), how many of your best friends have: smoked cigarettes?






Response	6	8	10	12	Total	
0	89.7	71.0	54.0	39.0	65.5	
1	6.5	14.7	18.3	18.3	14.0	
2	2.0	5.4	13.3	16.9	8.7	
3	0.9	4.0	6.0	9.6	4.8	
4	0.9	4.9	8.4	16.2	7.0	
N of Valid	766	776	663	574	2779	
N of Miss	34	20	9	4	67	

Table 55: Think of your four best friends (the friends you feel closest to). In the past year (12 months), how many of your best friends have: tried beer, wine or hard liquor (for example, vodka, whiskey, or gin) when their parents didn't know about it?






Response	6	8	10	12	Total	
0	82.3	57.7	36.8	26.2	53.0	
1	10.0	16.9	16.7	11.0	13.7	
2	4.4	8.2	17.0	15.7	10.8	
3	1.3	5.7	10.1	14.3	7.3	
4	1.9	11.6	19.5	32.8	15.2	
N of Valid	770	777	666	573	2786	
N of Miss	30	19	6	5	60	

Table 56: Think of your four best friends (the friends you feel closest to). In the past year (12 months), how many of your best friends have: made a commitment to stay drug-free?






Response	6	8	10	12	Total	
0	9.3	22.5	25.6	34.5	22.1	
1	4.5	10.3	14.6	19.3	11.6	
2	7.6	10.0	11.6	13.4	10.4	
3	10.5	11.7	11.9	8.5	10.8	
4	68.1	45.4	36.2	24.2	45.2	
N of Valid	774	777	663	574	2788	
N of Miss	25	17	8	4	54	

Table 57: Think of your four best friends (the friends you feel closest to). In the past year (12 months), how many of your best friends have: used marijuana?


Response	6	8	10	12	Total	
0	94.7	78.2	60.3	45.1	71.7	
1	2.6	11.3	14.9	15.6	10.7	
2	1.2	4.6	10.0	16.6	7.4	
3	0.8	1.9	6.6	8.7	4.1	
4	0.8	3.9	8.1	14.0	6.1	
N of Valid	767	777	663	572	2779	
N of Miss	28	18	9	5	60	

Table 58: Think of your four best friends (the friends you feel closest to). In the past year (12 months), how many of your best friends have: tried to do well in school?


Response	6	8	10	12	Total	
0	2.3	4.6	3.5	3.8	3.6	
1	3.6	4.8	6.6	7.1	5.4	
2	8.3	12.5	14.4	17.9	12.9	
3	13.9	20.9	23.0	23.3	20.0	
4	71.8	57.2	52.5	47.8	58.2	
N of Valid	769	776	665	575	2785	
N of Miss	28	17	7	3	55	

Table 59: Think of your four best friends (the friends you feel closest to). In the past year (12 months), how many of your best friends have: used LSD, cocaine, amphetamines, or other illegal drugs?


Response	6	8	10	12	Total	
0	96.5	90.0	84.4	81.9	88.8	
1	1.8	6.5	10.1	8.5	6.5	
2	0.8	1.5	2.7	4.7	2.3	
3	0.4	0.4	0.8	1.4	0.7	
4	0.5	1.5	2.1	3.5	1.8	
N of Valid	768	779	666	575	2788	
N of Miss	32	18	6	3	59	

Table 60: Think of your four best friends (the friends you feel closest to). In the past year (12 months), how many of your best friends have: been suspended from school?






Response	6	8	10	12	Total	
0	63.8	55.5	61.8	70.0	62.3	
1	20.2	18.2	18.3	14.7	18.0	
2	6.8	14.7	9.8	8.6	10.1	
3	4.4	4.8	4.1	3.3	4.2	
4	4.8	6.8	6.0	3.5	5.4	
N of Valid	768	776	665	573	2782	
N of Miss	30	20	6	5	61	

Table 61: Think of your four best friends (the friends you feel closest to). In the past year (12 months), how many of your best friends have: liked school?






Response	6	8	10	12	Total	
0	14.9	25.5	24.9	31.2	23.6	
1	10.3	14.1	16.5	12.2	13.2	
2	22.2	22.6	26.0	26.0	24.0	
3	23.9	19.0	16.4	15.9	19.1	
4	28.7	18.7	16.2	14.7	20.1	
N of Valid	770	779	666	573	2788	
N of Miss	27	17	6	5	55	

Table 62: Think of your four best friends (the friends you feel closest to). In the past year (12 months), how many of your best friends have: carried a handgun?






Response	6	8	10	12	Total	
0	94.3	92.5	94.9	93.4	93.8	
1	2.1	4.2	3.0	3.6	3.2	
2	1.8	1.8	1.1	1.4	1.5	
3	0.9	0.8	0.2	0.5	0.6	
4	0.9	0.6	0.9	1.0	0.9	
N of Valid	769	778	666	576	2789	
N of Miss	30	19	6	2	57	

Table 63: Think of your four best friends (the friends you feel closest to). In the past year (12 months), how many of your best friends have: sold illegal drugs?






Response	6	8	10	12	Total	
0	98.3	93.8	87.9	77.9	90.3	
1	1.0	3.1	6.3	11.0	4.9	
2	0.3	2.2	2.4	5.6	2.4	
3	0.0	0.1	1.4	2.6	0.9	
4	0.4	0.8	2.0	3.0	1.4	
N of Valid	766	771	662	574	2773	
N of Miss	34	26	9	4	73	

Table 64: Think of your four best friends (the friends you feel closest to). In the past year (12 months), how many of your best friends have: regularly attended religious services?






Response	6	8	10	12	Total	
0	17.8	14.3	14.3	22.3	16.9	
1	9.7	11.0	14.9	16.7	12.8	
2	14.0	20.3	22.3	21.4	19.3	
3	20.2	19.4	19.8	15.7	18.9	
4	38.3	35.1	28.7	23.9	32.1	
N of Valid	749	775	665	574	2763	
N of Miss	50	21	7	4	82	

Table 65: Think of your four best friends (the friends you feel closest to). In the past year (12 months), how many of your best friends have: stolen or tried to steal a motor vehicle such as a car or motorcycle?






Response	6	8	10	12	Total	
0	95.2	92.8	94.7	94.8	94.3	
1	3.0	3.7	3.2	4.3	3.5	
2	0.5	2.3	1.4	0.5	1.2	
3	0.5	0.4	0.3	0.0	0.3	
4	0.8	0.8	0.5	0.3	0.6	
N of Valid	769	779	666	576	2790	
N of Miss	31	18	6	2	57	

Table 66: Think of your four best friends (the friends you feel closest to). In the past year (12 months), how many of your best friends have: been arrested?






Response	6	8	10	12	Total	
0	93.2	86.0	83.2	79.8	86.1	
1	4.7	7.3	9.4	12.5	8.2	
2	1.2	3.3	4.3	4.2	3.2	
3	0.4	1.7	1.2	2.6	1.4	
4	0.5	1.7	1.8	0.9	1.2	
N of Valid	769	779	667	575	2790	
N of Miss	31	18	5	3	57	

Table 67: Think of your four best friends (the friends you feel closest to). In the past year (12 months), how many of your best friends have: dropped out of school?






Response	6	8	10	12	Total	
0	93.1	91.8	85.0	82.8	88.7	
1	4.3	5.1	10.2	12.0	7.5	
2	1.8	1.8	3.1	3.7	2.5	
3	0.5	0.5	1.0	0.7	0.7	
4	0.3	0.8	0.6	0.9	0.6	
N of Valid	769	778	667	575	2789	
N of Miss	31	18	5	3	57	

Table 68: Think of your four best friends (the friends you feel closest to). In the past year (12 months), how many of your best friends have: been members of a gang?






Response	6	8	10	12	Total	
0	88.9	84.3	87.1	91.6	87.8	
1	6.0	6.4	6.8	4.2	5.9	
2	2.0	3.9	2.7	2.1	2.7	
3	1.2	1.9	1.2	0.5	1.3	
4	2.0	3.5	2.3	1.6	2.4	
N of Valid	768	778	665	574	2785	
N of Miss	32	19	6	4	61	

Table 69: How old were you when you first: smoked marijuana?










Response	6	8	10	12	Total	
Never	98.8	91.9	79.3	61.9	84.7	
10 or younger	0.4	1.3	0.9	1.0	0.9	
11	0.6	1.0	1.0	1.9	1.1	
12	0.1	1.5	1.8	2.3	1.4	
13	0.0	2.9	3.4	5.0	2.7	
14	0.0	1.2	6.1	5.4	2.9	
15	0.0	0.1	5.8	6.4	2.7	
16	0.0	0.0	1.5	9.2	2.2	
17 or older	0.0	0.0	0.0	6.9	1.4	
N of Valid	782	780	667	577	2806	
N of Miss	17	17	4	1	39	

Table 70: How old were you when you first: smoked a cigarette, even just a puff?










Response	6	8	10	12	Total	
Never	88.3	71.5	61.4	43.9	68.1	
10 or younger	7.7	11.4	10.8	12.8	10.5	
11	2.8	5.1	3.9	3.8	3.9	
12	1.2	6.1	6.2	5.6	4.6	
13	0.0	4.0	6.2	6.8	4.0	
14	0.0	1.7	5.6	7.3	3.3	
15	0.0	0.1	4.5	5.2	2.2	
16	0.0	0.0	1.4	8.3	2.0	
17 or older	0.0	0.1	0.0	6.3	1.3	
N of Valid	780	783	664	576	2803	
N of Miss	19	14	8	1	42	

Table 71: How old were you when you first: had more than a sip or two of beer, wine or hard liquor (for example, vodka, whiskey, or gin)?

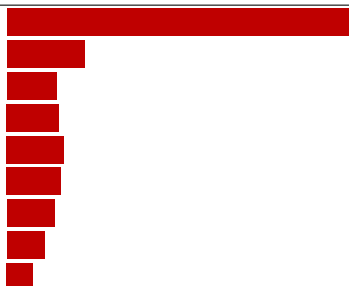
Response	6	8	10	12	Total	
Never	78.6	57.5	44.4	28.8	54.4	
10 or younger	11.4	11.3	10.5	7.5	10.3	
11	7.8	6.7	4.0	2.8	5.6	
12	2.1	9.6	5.7	6.8	6.0	
13	0.1	11.1	9.3	7.6	6.9	
14	0.0	3.7	12.6	11.5	6.4	
15	0.0	0.1	10.8	12.5	5.2	
16	0.0	0.0	2.7	14.4	3.6	
17 or older	0.0	0.0	0.0	8.2	1.7	
N of Valid	780	781	667	576	2804	
N of Miss	18	15	5	2	40	

Table 72: How old were you when you first: began drinking alcoholic beverages regularly, that is, at least once or twice a month?


Response	6	8	10	12	Total	
Never	98.2	90.9	78.6	61.2	83.9	
10 or younger	0.6	1.3	0.7	0.7	0.9	
11	1.0	0.5	0.6	0.3	0.6	
12	0.1	2.9	1.2	2.4	1.6	
13	0.0	3.1	3.0	2.1	2.0	
14	0.0	1.0	7.5	3.0	2.7	
15	0.0	0.3	6.6	7.1	3.1	
16	0.0	0.0	1.8	14.4	3.4	
17 or older	0.0	0.0	0.0	8.7	1.8	
N of Valid	781	783	667	575	2806	
N of Miss	19	14	5	2	40	

Table 73: How old were you when you first: used phenoxydine (pox, px, breeze)?


Response	6	8	10	12	Total	
Never	100.0	100.0	100.0	100.0	100.0	
10 or younger	0.0	0.0	0.0	0.0	0.0	
11	0.0	0.0	0.0	0.0	0.0	
12	0.0	0.0	0.0	0.0	0.0	
13	0.0	0.0	0.0	0.0	0.0	
14	0.0	0.0	0.0	0.0	0.0	
15	0.0	0.0	0.0	0.0	0.0	
16	0.0	0.0	0.0	0.0	0.0	
17 or older	0.0	0.0	0.0	0.0	0.0	
N of Valid	771	781	665	574	2791	
N of Miss	29	15	7	4	55	

Table 74: How old were you when you first: got suspended from school?










Response	6	8	10	12	Total	
Never	88.9	80.1	77.9	75.2	81.0	
10 or younger	6.3	5.8	4.8	4.9	5.5	
11	3.5	2.6	3.0	1.9	2.8	
12	1.3	4.7	2.7	3.5	3.0	
13	0.0	5.6	3.6	4.7	3.4	
14	0.1	1.0	4.7	3.0	2.0	
15	0.0	0.1	2.6	2.8	1.2	
16	0.0	0.0	0.8	2.3	0.6	
17 or older	0.0	0.0	0.0	1.9	0.4	
N of Valid	781	779	666	576	2802	
N of Miss	17	14	5	2	38	

Table 75: How old were you when you first: got arrested?










Response	6	8	10	12	Total	
Never	97.8	95.1	93.1	92.9	94.9	
10 or younger	1.2	0.8	0.8	0.0	0.7	
11	1.0	0.6	0.2	0.3	0.6	
12	0.0	1.0	1.2	0.5	0.7	
13	0.0	1.5	1.7	0.9	1.0	
14	0.0	0.9	1.7	0.9	0.8	
15	0.0	0.0	1.1	1.4	0.5	
16	0.0	0.0	0.5	1.2	0.4	
17 or older	0.0	0.0	0.0	1.9	0.4	
N of Valid	782	783	665	575	2805	
N of Miss	17	13	7	3	40	

Table 76: How old were you when you first: carried a handgun?










Response	6	8	10	12	Total	
Never	94.9	94.9	96.7	94.1	95.1	
10 or younger	2.2	1.4	1.1	1.0	1.5	
11	2.3	0.9	0.2	0.3	1.0	
12	0.4	1.0	0.6	0.2	0.6	
13	0.3	1.4	0.3	0.5	0.6	
14	0.0	0.4	0.5	0.9	0.4	
15	0.0	0.0	0.6	0.9	0.3	
16	0.0	0.0	0.0	1.2	0.3	
17 or older	0.0	0.0	0.2	0.9	0.2	
N of Valid	778	781	664	576	2799	
N of Miss	21	16	8	2	47	

Table 77: How old were you when you first: attacked someone with the idea of seriously hurting them?










Response	6	8	10	12	Total	
Never	87.6	82.8	80.1	79.5	82.8	
10 or younger	6.0	5.9	4.5	4.0	5.2	
11	4.5	2.0	1.1	1.0	2.3	
12	1.8	3.8	2.3	1.9	2.5	
13	0.1	3.8	2.7	2.6	2.3	
14	0.0	1.7	3.8	2.4	1.9	
15	0.0	0.0	4.1	3.5	1.7	
16	0.0	0.0	1.4	3.6	1.1	
17 or older	0.0	0.0	0.2	1.4	0.3	
N of Valid	785	783	664	576	2808	
N of Miss	13	13	7	1	34	

Table 78: How old were you when you first: belonged to a gang?









Response	6	8	10	12	Total	
Never	95.4	95.9	96.7	96.2	96.0	
10 or younger	1.5	0.6	0.5	0.9	0.9	
11	2.1	0.6	0.2	0.2	0.8	
12	0.5	0.8	0.5	0.2	0.5	
13	0.4	1.3	0.8	1.4	0.9	
14	0.1	0.8	0.9	0.3	0.5	
15	0.0	0.0	0.5	0.2	0.1	
16	0.0	0.0	0.2	0.7	0.2	
17 or older	0.0	0.0	0.0	0.0	0.0	
N of Valid	780	783	666	577	2806	
N of Miss	19	13	6	1	39	

Table 79: How wrong do you think it is for someone your age to: take a handgun to school?





Response	6	8	10	12	Total	
Very wrong	90.3	87.1	87.9	90.1	88.8	
Wrong	7.0	10.0	10.6	7.6	8.8	
A little bit wrong	2.0	1.6	1.2	1.9	1.7	
Not wrong at all	0.6	1.3	0.3	0.3	0.7	
N of Valid	782	791	667	577	2817	
N of Miss	17	6	4	1	28	

Table 80: How wrong do you think it is for someone your age to: steal anything worth more than \$5?





Response	6	8	10	12	Total	
Very wrong	64.2	56.7	54.9	61.8	59.4	
Wrong	26.9	30.8	33.2	29.3	30.0	
A little bit wrong	7.2	10.0	10.8	7.3	8.9	
Not wrong at all	1.7	2.5	1.0	1.6	1.7	
N of Valid	777	789	668	576	2810	
N of Miss	21	7	4	2	34	

Table 81: How wrong do you think it is for someone your age to: pick a fight with someone?





Response	6	8	10	12	Total	
Very wrong	51.2	32.3	29.5	36.7	37.8	
Wrong	30.4	33.4	33.6	32.2	32.4	
A little bit wrong	14.1	25.5	30.0	26.6	23.6	
Not wrong at all	4.2	8.8	6.9	4.5	6.2	
N of Valid	779	784	667	575	2805	
N of Miss	21	12	5	3	41	

Table 82: How wrong do you think it is for someone your age to: attack someone with the idea of seriously hurting them?





Response	6	8	10	12	Total	
Very wrong	78.5	64.9	57.8	60.9	66.2	
Wrong	13.8	23.3	26.6	26.6	22.1	
A little bit wrong	5.1	8.0	11.5	10.1	8.5	
Not wrong at all	2.6	3.7	4.0	2.4	3.2	
N of Valid	777	784	669	575	2805	
N of Miss	22	12	3	3	40	

Table 83: How wrong do you think it is for someone your age to: stay away from school all day when their parents think they are at school?





Response	6	8	10	12	Total	
Very wrong	81.2	60.2	46.3	41.7	58.9	
Wrong	13.2	23.8	31.5	32.1	24.4	
A little bit wrong	4.4	11.4	17.8	20.7	12.9	
Not wrong at all	1.3	4.6	4.3	5.6	3.8	
N of Valid	775	787	667	576	2805	
N of Miss	23	10	5	2	40	

Table 84: How wrong do you think it is for someone your age to: drink beer, wine or hard liquor (for example, vodka, whiskey, or gin) regularly?





Response	6	8	10	12	Total	
Very wrong	86.4	66.6	45.0	34.3	60.3	
Wrong	7.9	15.7	21.2	20.3	15.8	
A little bit wrong	3.7	11.6	23.3	31.0	16.2	
Not wrong at all	1.9	6.1	10.5	14.4	7.7	
N of Valid	774	790	666	575	2805	
N of Miss	23	7	4	3	37	

Table 85: How wrong do you think it is for someone your age to: smoke cigarettes?

Response	6	8	10	12	Total	
Very wrong	87.8	70.9	52.9	37.0	64.4	
Wrong	8.0	18.0	22.0	21.3	16.9	
A little bit wrong	3.2	6.2	15.4	21.5	10.7	
Not wrong at all	1.0	4.8	9.6	20.2	8.1	
N of Valid	776	788	667	573	2804	
N of Miss	23	9	4	5	41	

Table 86: How wrong do you think it is for someone your age to: smoke marijuana?

Response	6	8	10	12	Total	
Very wrong	95.4	83.5	65.3	55.4	76.7	
Wrong	2.7	7.4	17.4	17.2	10.5	
A little bit wrong	1.0	5.8	9.7	15.3	7.4	
Not wrong at all	0.9	3.3	7.6	12.2	5.5	
N of Valid	776	789	668	576	2809	
N of Miss	23	8	3	1	35	

Table 87: How wrong do you think it is for someone your age to: use LSD, cocaine, amphetamines or another illegal drug?

Response	6	8	10	12	Total	
Very wrong	96.6	93.3	90.7	88.0	92.5	
Wrong	2.6	4.2	6.1	6.9	4.8	
A little bit wrong	0.3	0.5	1.9	3.6	1.4	
Not wrong at all	0.5	2.0	1.2	1.4	1.3	
N of Valid	775	787	669	577	2808	
N of Miss	24	10	3	1	38	

Table 88: At school during the past 12 months, did you receive help from the resource teacher, speech therapist or other special education teacher?



Response	6	8	10	12	Total	
No	86.1	89.9	91.0	89.8	89.1	
Yes	13.9	10.1	9.0	10.2	10.9	
N of Valid	727	760	655	560	2702	
N of Miss	73	37	17	18	145	

Table 89: How many times in the past year (12 months) have you: been suspended from school?







Response	6	8	10	12	Total	
Never	92.6	87.2	89.2	93.2	90.4	
1 to 2 times	5.6	10.7	8.1	5.6	7.6	
3 to 5 times	0.6	1.3	1.8	1.0	1.2	
6 to 9 times	0.4	0.5	0.4	0.2	0.4	
10 to 19 times	0.3	0.3	0.3	0.0	0.2	
20 to 29 times	0.1	0.0	0.0	0.0	0.0	
30 to 39 times	0.0	0.0	0.1	0.0	0.0	
40+ times	0.4	0.1	0.0	0.0	0.1	
N of Valid	780	788	669	576	2813	
N of Miss	20	8	3	2	33	

Table 90: How many times in the past year (12 months) have you: carried a handgun?









Response	6	8	10	12	Total	
Never	95.8	95.4	97.5	94.3	95.8	
1 to 2 times	2.2	2.5	1.2	2.4	2.1	
3 to 5 times	0.9	0.6	0.6	0.9	0.7	
6 to 9 times	0.3	0.1	0.1	1.2	0.4	
10 to 19 times	0.4	0.4	0.0	0.3	0.3	
20 to 29 times	0.0	0.3	0.0	0.2	0.1	
30 to 39 times	0.0	0.4	0.0	0.0	0.1	
40+ times	0.5	0.3	0.6	0.7	0.5	
N of Valid	777	789	668	576	2810	
N of Miss	23	8	4	2	37	

Table 91: How many times in the past year (12 months) have you: sold illegal drugs?









Response	6	8	10	12	Total	
Never	99.6	98.6	94.7	91.6	96.5	
1 to 2 times	0.0	0.6	2.3	2.4	1.2	
3 to 5 times	0.0	0.0	0.8	1.9	0.6	
6 to 9 times	0.0	0.1	0.8	0.7	0.4	
10 to 19 times	0.0	0.0	0.5	1.0	0.3	
20 to 29 times	0.1	0.3	0.5	0.5	0.3	
30 to 39 times	0.0	0.0	0.2	0.3	0.1	
40+ times	0.3	0.4	0.5	1.4	0.6	
N of Valid	775	790	666	573	2804	
N of Miss	25	7	6	5	43	

Table 92: How many times in the past year (12 months) have you: stolen or tried to steal a motor vehicle such as a car or motorcycle?






Response	6	8	10	12	Total	
Never	98.3	98.2	97.6	98.8	98.2	
1 to 2 times	1.0	1.4	2.1	0.7	1.3	
3 to 5 times	0.1	0.0	0.1	0.3	0.1	
6 to 9 times	0.3	0.3	0.1	0.0	0.2	
10 to 19 times	0.0	0.0	0.0	0.2	0.0	
20 to 29 times	0.0	0.0	0.0	0.0	0.0	
30 to 39 times	0.0	0.1	0.0	0.0	0.0	
40+ times	0.3	0.0	0.0	0.0	0.1	
N of Valid	776	787	668	576	2807	
N of Miss	23	10	3	2	38	

Table 93: How many times in the past year (12 months) have you: participated in clubs, organizations or activities at school?









Response	6	8	10	12	Total	
Never	21.6	21.3	16.5	18.6	19.7	
1 to 2 times	23.7	23.9	15.0	12.3	19.3	
3 to 5 times	20.0	17.6	15.9	14.2	17.2	
6 to 9 times	10.4	10.2	9.9	8.9	9.9	
10 to 19 times	8.5	6.7	10.8	11.6	9.2	
20 to 29 times	4.4	5.2	4.8	8.3	5.5	
30 to 39 times	1.5	2.4	4.0	3.8	2.8	
40+ times	9.8	12.7	23.2	22.2	16.3	
N of Valid	776	788	668	576	2808	
N of Miss	24	8	4	2	38	

Table 94: How many times in the past year (12 months) have you: been arrested?






Response	6	8	10	12	Total	
Never	97.5	95.3	96.1	95.8	96.2	
1 to 2 times	1.8	3.8	2.8	3.8	3.0	
3 to 5 times	0.3	0.6	0.7	0.3	0.5	
6 to 9 times	0.0	0.1	0.1	0.0	0.1	
10 to 19 times	0.0	0.0	0.1	0.0	0.0	
20 to 29 times	0.1	0.0	0.0	0.0	0.0	
30 to 39 times	0.0	0.1	0.0	0.0	0.0	
40+ times	0.3	0.0	0.0	0.0	0.1	
N of Valid	774	788	668	576	2806	
N of Miss	25	9	4	2	40	

Table 95: How many times in the past year (12 months) have you: done extra work on your own for school?









Response	6	8	10	12	Total	
Never	31.0	36.5	29.8	32.7	32.6	
1 to 2 times	30.0	25.8	21.3	15.0	23.7	
3 to 5 times	14.9	14.2	16.3	15.3	15.1	
6 to 9 times	9.6	8.9	10.6	12.5	10.3	
10 to 19 times	6.0	6.5	10.2	10.3	8.0	
20 to 29 times	2.7	2.4	3.4	4.9	3.3	
30 to 39 times	1.0	1.5	2.2	3.1	1.9	
40+ times	4.8	4.1	6.0	6.3	5.2	
N of Valid	771	786	667	575	2799	
N of Miss	27	11	5	3	46	

Table 96: How many times in the past year (12 months) have you: attacked someone with the idea of seriously hurting them?









Response	6	8	10	12	Total	
Never	88.0	86.8	82.8	86.1	86.0	
1 to 2 times	7.1	9.2	11.2	8.9	9.0	
3 to 5 times	2.6	2.0	2.5	3.3	2.6	
6 to 9 times	1.0	0.9	1.8	1.0	1.2	
10 to 19 times	0.5	0.5	0.9	0.2	0.5	
20 to 29 times	0.0	0.3	0.3	0.3	0.2	
30 to 39 times	0.3	0.0	0.3	0.2	0.2	
40+ times	0.5	0.4	0.1	0.0	0.3	
N of Valid	773	786	667	575	2801	
N of Miss	26	10	5	3	44	

Table 97: How many times in the past year (12 months) have you: been drunk or high at school?









Response	6	8	10	12	Total	
Never	97.9	94.7	87.4	81.5	91.1	
1 to 2 times	1.6	3.2	5.7	7.9	4.3	
3 to 5 times	0.3	0.9	2.8	3.1	1.6	
6 to 9 times	0.0	0.8	1.2	1.7	0.9	
10 to 19 times	0.0	0.1	0.9	1.6	0.6	
20 to 29 times	0.0	0.1	0.7	1.2	0.5	
30 to 39 times	0.0	0.0	0.1	0.9	0.2	
40+ times	0.3	0.3	1.0	2.1	0.8	
N of Valid	772	786	667	573	2798	
N of Miss	28	11	5	3	47	

Table 98: How many times in the past year (12 months) have you: volunteered to do community service?









Response	6	8	10	12	Total	
Never	52.7	58.4	50.8	47.6	52.8	
1 to 2 times	22.2	19.5	21.4	17.3	20.3	
3 to 5 times	12.2	10.2	11.1	13.4	11.6	
6 to 9 times	4.7	5.8	6.9	7.7	6.1	
10 to 19 times	3.8	2.3	3.7	5.9	3.8	
20 to 29 times	1.7	0.9	2.8	4.5	2.3	
30 to 39 times	0.5	1.1	1.0	0.9	0.9	
40+ times	2.3	1.8	2.1	2.6	2.2	
N of Valid	771	788	667	573	2799	
N of Miss	28	8	5	5	46	

Table 99: How many times in the past year (12 months) have you: taken a handgun to school?





Response	6	8	10	12	Total	
Never	99.7	99.5	99.7	99.8	99.7	
1 to 2 times	0.1	0.4	0.0	0.0	0.1	
3 to 5 times	0.0	0.1	0.0	0.2	0.1	
6 to 9 times	0.0	0.0	0.1	0.0	0.0	
10 to 19 times	0.0	0.0	0.0	0.0	0.0	
20 to 29 times	0.0	0.0	0.0	0.0	0.0	
30 to 39 times	0.0	0.0	0.0	0.0	0.0	
40+ times	0.1	0.0	0.1	0.0	0.1	
N of Valid	777	790	668	575	2810	
N of Miss	23	7	4	3	37	

Table 100: Are you currently on probation, or assigned a probation officer with Juvenile Court?



Response	6	8	10	12	Total	
No	99.1	97.6	97.3	98.0	98.0	
Yes	0.9	2.4	2.7	2.0	2.0	
N of Valid	678	715	624	547	2564	
N of Miss	122	82	48	31	283	

Table 101: Have you ever belonged to a gang?






Response	6	8	10	12	Total	
No	93.1	92.4	93.7	94.6	93.3	
No, but would like to	1.5	2.0	1.6	1.4	1.7	
Yes, in the past	3.3	2.9	2.7	2.8	3.0	
Yes, belong now	1.8	2.3	1.6	1.2	1.8	
Yes, but would like to get out	0.3	0.4	0.3	0.0	0.2	
N of Valid	779	789	669	575	2812	
N of Miss	20	7	3	3	33	

Table 102: If you have ever belonged to a gang, did that gang have a name?




Response	6	8	10	12	Total	
No	6.1	8.4	8.8	10.7	8.3	
Yes	5.0	5.9	4.5	4.0	4.9	
I have never belonged to a gang	88.9	85.7	86.7	85.2	86.7	
N of Valid	759	783	661	569	2772	
N of Miss	38	12	11	7	68	

Table 103: How many times have you done the following things? done what feels good no matter what.







Response	6	8	10	12	Total	
Never	50.7	39.5	33.1	25.8	38.1	
I've done it, but not in the past year	12.9	16.8	13.0	11.4	13.7	
Less than once a month	5.7	9.9	15.3	15.6	11.2	
About once a month	6.2	6.4	9.5	12.1	8.3	
2 or 3 times a month	7.2	7.8	8.9	13.7	9.1	
Once a week or more	17.3	19.6	20.2	21.3	19.5	
N of Valid	738	780	662	569	2749	
N of Miss	59	14	8	8	89	

Table 104: How many times have you done the following things? done something dangerous because someone dared you to do it.







Response	6	8	10	12	Total	
Never	71.0	51.1	47.3	43.9	54.2	
I've done it, but not in the past year	16.3	23.6	22.5	25.8	21.8	
Less than once a month	5.9	9.3	13.1	11.8	9.8	
About once a month	2.1	5.6	6.6	9.9	5.8	
2 or 3 times a month	1.7	4.5	6.0	4.9	4.2	
Once a week or more	3.0	6.0	4.5	3.7	4.3	
N of Valid	766	785	666	574	2791	
N of Miss	34	12	6	4	56	

Table 105: How many times have you done the following things? done crazy things even if they are a little dangerous.







Response	6	8	10	12	Total	
Never	57.6	36.4	30.8	28.8	39.3	
I've done it, but not in the past year	19.5	24.3	21.6	20.9	21.6	
Less than once a month	6.1	12.7	14.7	17.5	12.4	
About once a month	5.1	8.3	9.2	11.5	8.3	
2 or 3 times a month	4.2	6.6	13.1	11.9	8.6	
Once a week or more	7.6	11.7	10.7	9.4	9.9	
N of Valid	766	786	666	573	2791	
N of Miss	33	11	6	5	55	

Table 106: You're looking at CD's in a music store with a friend. You look up and see her slip a CD under her coat. She smiles and says 'Which one do you want? Go ahead, take it while nobody's around.' There is nobody in sight, no employees and no other customers. What would you do now?





Response	6	8	10	12	Total	
Ignore her	11.3	15.4	17.5	22.5	16.2	
Grab a CD and leave the store	3.2	8.0	7.3	8.7	6.7	
Tell her to put the CD back	64.6	46.0	42.5	34.5	47.9	
Act like it is a joke, and ask her to put the CD back	20.9	30.6	32.6	34.3	29.2	
N of Valid	772	787	668	574	2801	
N of Miss	27	10	4	4	45	

Table 107: You are visiting another part of town, and you don't know any of the people your age there. You are walking down the street, and some teenager you don't know is walking toward you. He is about your size, and as he is about to pass you, he deliberately bumps into you and you almost lose your balance. What would you say or do?





Response	6	8	10	12	Total	
Push the person back	14.1	19.1	16.3	13.8	16.0	
Say 'Excuse me' and keep on walking	52.4	41.1	49.6	46.9	47.4	
Say 'Watch where you are going' and keep on walking	28.4	29.7	23.2	26.7	27.2	
Swear at the person and walk away	5.1	10.1	10.9	12.6	9.4	
N of Valid	767	779	663	572	2781	
N of Miss	32	14	5	6	57	

Table 108: You are at a party at someone's house, and one of your friends offers you a drink containing alcohol. What would you say or do?





Response	6	8	10	12	Total	
Drink it	5.9	19.1	31.7	42.7	23.3	
Tell your friend, 'No thanks, I don't drink' and suggest that you and your friend go and do something else	55.9	42.7	30.6	23.2	39.4	
Just say, 'No thanks' and walk away	23.5	25.8	29.7	28.5	26.7	
Make up a good excuse, tell your friend you had something else to do, and leave	14.7	12.3	8.0	5.6	10.6	
N of Valid	762	779	666	569	2776	
N of Miss	37	15	4	7	63	

Table 109: It's 8:00 on a weeknight and you are about to go over to a friend's home when your mother asks you where you are going. You say 'Oh, just going to go hang out with some friends.' She says, 'No, you'll just get into trouble if you go out. Stay home tonight.' What would you do now?





Response	6	8	10	12	Total	
Leave the house anyway	4.8	8.0	7.1	9.3	7.2	
Explain what you are going to do with your friends, tell her when you will get home, and ask if you can go out	53.7	62.0	73.5	73.5	64.8	
Not say anything and start watching TV	35.6	19.3	11.0	7.9	19.5	
Get into an argument with her	5.8	10.8	8.4	9.3	8.5	
N of Valid	763	779	664	569	2775	
N of Miss	35	13	4	6	58	

Table 110: How often do you attend religious services or activities?





Response	6	8	10	12	Total	
Never	12.6	10.2	11.4	14.1	12.0	
Rarely	20.0	18.9	20.0	26.3	21.0	
1-2 Times a Month	11.8	12.5	12.8	13.6	12.6	
About Once a Week or More	55.7	58.4	55.7	46.1	54.5	
N of Valid	756	783	664	575	2778	
N of Miss	44	14	8	3	69	

Table 111: I do the opposite of what people tell me, just to get them mad.





Response	6	8	10	12	Total	
Very False	55.0	34.3	34.1	38.1	40.7	
Somewhat False	22.8	30.6	31.5	31.0	28.8	
Somewhat True	18.9	29.5	30.6	28.2	26.6	
Very True	3.3	5.6	3.8	2.8	4.0	
N of Valid	762	784	663	575	2784	
N of Miss	37	12	9	3	61	

Table 112: I like to see how much I can get away with.





Response	6	8	10	12	Total	
Very False	61.6	41.9	36.0	37.0	44.9	
Somewhat False	19.4	25.4	28.4	25.4	24.5	
Somewhat True	14.1	22.4	27.1	29.0	22.6	
Very True	4.9	10.2	8.4	8.5	8.0	
N of Valid	761	782	663	575	2781	
N of Miss	38	15	9	3	65	

Table 113: I ignore rules that get in my way.





Response	6	8	10	12	Total	
Very False	68.0	48.1	43.4	36.3	50.0	
Somewhat False	16.9	25.3	29.3	33.0	25.5	
Somewhat True	11.6	20.4	22.6	24.3	19.3	
Very True	3.6	6.3	4.7	6.5	5.2	
N of Valid	759	784	663	573	2779	
N of Miss	39	13	9	5	66	

Table 114: I think sometimes it's okay to cheat at school.





Response	6	8	10	12	Total	
NO!	66.7	41.3	21.4	19.1	39.0	
no	23.2	37.2	37.0	36.9	33.2	
yes	8.3	18.2	34.9	38.3	23.6	
YES!	1.8	3.3	6.6	5.8	4.2	
N of Valid	768	786	664	572	2790	
N of Miss	32	11	8	4	55	

Table 115: It is important to think before you act.





Response	6	8	10	12	Total	
NO!	2.7	2.8	1.1	1.6	2.1	
no	3.1	7.7	5.7	2.3	4.8	
yes	24.7	37.8	41.4	39.5	35.4	
YES!	69.4	51.7	51.8	56.6	57.6	
N of Valid	768	783	662	572	2785	
N of Miss	31	14	9	5	59	

Table 116: Sometimes I think that life is not worth it.





Response	6	8	10	12	Total	
NO!	55.1	48.5	39.5	42.0	46.8	
no	23.0	20.8	27.5	28.8	24.6	
yes	14.5	22.4	23.1	23.4	20.6	
YES!	7.4	8.3	10.0	5.8	7.9	
N of Valid	757	780	663	572	2772	
N of Miss	41	17	9	6	73	

Table 117: At times I think I am no good at all.

Response	6	8	10	12	Total	
NO!	37.4	36.0	27.4	31.4	33.4	
no	22.1	25.9	26.6	25.8	25.0	
yes	28.3	27.9	34.9	33.3	30.8	
YES!	12.1	10.2	11.0	9.5	10.8	
N of Valid	759	784	661	570	2774	
N of Miss	40	13	11	8	72	

Table 118: All in all, I am inclined to think that I am a failure.

Response	6	8	10	12	Total	
NO!	53.7	49.4	42.6	45.1	48.1	
no	26.1	30.2	37.4	36.3	32.1	
yes	15.1	15.9	14.2	14.4	15.0	
YES!	5.0	4.5	5.8	4.2	4.9	
N of Valid	754	779	660	570	2763	
N of Miss	46	18	12	8	84	

Table 119: In the past year, have you felt depressed or sad MOST days, even if you felt okay sometimes?

Response	6	8	10	12	Total	
NO!	32.0	32.3	26.5	28.1	30.0	
no	24.6	25.9	26.0	30.9	26.6	
yes	27.4	27.5	29.8	28.0	28.1	
YES!	16.1	14.3	17.7	12.9	15.3	
N of Valid	760	781	661	572	2774	
N of Miss	40	16	10	6	72	

Table 120: It is all right to beat up people if they start the fight.


Response	6	8	10	12	Total	
NO!	47.9	28.5	23.1	21.3	31.0	
no	19.9	23.9	22.0	21.5	21.9	
yes	16.1	24.8	28.8	30.9	24.6	
YES!	16.2	22.8	26.1	26.2	22.5	
N of Valid	760	782	659	572	2773	
N of Miss	37	15	13	6	71	

Table 121: I think it is okay to take something without asking if you can get away with it.


Response	6	8	10	12	Total	
NO!	77.2	61.8	57.0	53.6	63.2	
no	19.3	30.0	35.0	38.4	30.0	
yes	2.0	5.9	6.7	6.8	5.2	
YES!	1.4	2.3	1.4	1.2	1.6	
N of Valid	760	781	658	571	2770	
N of Miss	40	15	14	7	76	

Table 122: Sometimes we don't know what we will do as adults, but we may have an idea. Please answer how true these statements may be for you. WHEN I AM AN ADULT I WILL: smoke cigarettes.


Response	6	8	10	12	Total	
NO!	82.2	73.6	72.0	64.2	73.7	
no	13.6	20.0	16.8	18.3	17.1	
yes	3.9	5.0	8.2	12.5	7.0	
YES!	0.3	1.4	3.0	4.9	2.2	
N of Valid	764	780	661	567	2772	
N of Miss	35	16	11	10	72	

Table 123: Sometimes we don't know what we will do as adults, but we may have an idea. Please answer how true these statements may be for you. WHEN I AM AN ADULT I WILL: drink beer, wine, or liquor.





Response	6	8	10	12	Total	
NO!	66.6	44.4	32.8	21.0	42.9	
no	18.9	23.9	17.6	17.8	19.8	
yes	12.3	24.8	37.3	44.7	28.5	
YES!	2.2	6.8	12.3	16.5	8.9	
N of Valid	758	781	659	568	2766	
N of Miss	39	15	12	9	75	

Table 124: Sometimes we don't know what we will do as adults, but we may have an idea. Please answer how true these statements may be for you. WHEN I AM AN ADULT I WILL: smoke marijuana.





Response	6	8	10	12	Total	
NO!	92.1	82.9	77.1	69.0	81.2	
no	6.6	12.5	14.7	16.9	12.3	
yes	1.1	4.0	5.8	9.2	4.7	
YES!	0.3	0.6	2.4	4.9	1.8	
N of Valid	759	782	658	568	2767	
N of Miss	41	15	13	10	79	

Table 125: Sometimes we don't know what we will do as adults, but we may have an idea. Please answer how true these statements may be for you. WHEN I AM AN ADULT I WILL: use LSD, cocaine, amphetamines or another illegal drug.





Response	6	8	10	12	Total	
NO!	94.6	90.9	92.1	89.6	92.0	
no	5.0	8.4	7.0	9.3	7.3	
yes	0.4	0.5	0.5	0.7	0.5	
YES!	0.0	0.1	0.5	0.4	0.2	
N of Valid	762	783	658	568	2771	
N of Miss	38	14	13	10	75	

Table 126: How much do you think people risk harming themselves (physically or in other ways) if they: smoked one or more packs of cigarettes per day?





Response	6	8	10	12	Total	
No risk	7.7	6.4	2.9	3.5	5.3	
Slight risk	7.3	5.1	7.4	4.2	6.1	
Moderate risk	19.1	21.0	19.8	22.5	20.5	
Great risk	66.0	67.4	69.9	69.8	68.1	
N of Valid	755	761	658	569	2743	
N of Miss	43	36	14	9	102	

Table 127: How much do you think people risk harming themselves (physically or in other ways) if they: try marijuana once or twice?





Response	6	8	10	12	Total	
No risk	9.4	12.8	18.4	27.2	16.2	
Slight risk	16.3	24.1	29.5	30.4	24.6	
Moderate risk	25.7	24.6	21.5	17.0	22.6	
Great risk	48.6	38.6	30.6	25.3	36.7	
N of Valid	755	760	657	569	2741	
N of Miss	45	37	15	9	106	

Table 128: How much do you think people risk harming themselves (physically or in other ways) if they: smoke marijuana regularly?





Response	6	8	10	12	Total	
No risk	8.8	7.8	7.8	9.4	8.4	
Slight risk	3.2	4.9	9.9	16.1	8.0	
Moderate risk	8.5	12.4	21.2	24.6	16.0	
Great risk	79.4	74.9	61.1	49.9	67.6	
N of Valid	749	753	656	565	2723	
N of Miss	51	43	16	13	123	

Table 129: How much do you think people risk harming themselves (physically or in other ways) if they: take one or two drinks of an alcoholic beverage (beer, wine, liquor) nearly every day?

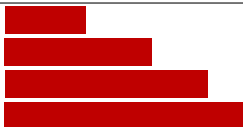
Response	6	8	10	12	Total	
No risk	10.3	12.5	9.6	10.4	10.8	
Slight risk	18.8	20.7	23.4	24.9	21.7	
Moderate risk	26.3	32.1	32.4	33.4	30.9	
Great risk	44.6	34.7	34.6	31.3	36.7	
N of Valid	756	753	657	566	2732	
N of Miss	44	44	14	12	114	

Table 130: How much do you think people risk harming themselves (physically or in other ways) if they: have five or more drinks once or twice each weekend?

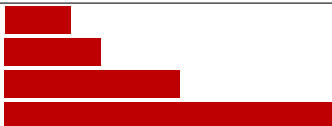
Response	6	8	10	12	Total	
No risk	9.8	8.3	6.8	7.8	8.3	
Slight risk	9.6	13.2	15.3	15.9	13.3	
Moderate risk	23.9	23.1	26.9	33.7	26.4	
Great risk	56.7	55.3	51.0	42.7	52.0	
N of Valid	757	756	659	567	2739	
N of Miss	42	41	13	11	107	

Table 131: Have you ever used smokeless tobacco (chew, snuff, plug, dipping tobacco, or chewing tobacco)?


Response	6	8	10	12	Total	
Never	92.6	84.1	75.8	69.0	81.4	
Once or Twice	5.0	9.4	10.5	9.9	8.6	
Once in a while but not regularly	1.7	2.6	4.4	7.2	3.8	
Regularly in the past	0.4	2.1	4.1	5.6	2.8	
Regularly now	0.3	1.7	5.2	8.3	3.5	
N of Valid	759	762	657	568	2746	
N of Miss	41	35	14	10	100	

Table 132: How often have you taken smokeless tobacco during the past 30 days?


Response	6	8	10	12	Total	
Not at all	98.0	94.9	89.8	84.5	92.4	
Once or twice	1.2	2.4	3.8	5.3	3.0	
Once or twice per week	0.3	1.7	0.9	1.1	1.0	
Three to five times per week	0.4	0.3	1.1	0.5	0.5	
About once a day	0.0	0.3	1.1	1.4	0.6	
More than once a day	0.1	0.5	3.3	7.2	2.5	
N of Valid	755	761	657	566	2739	
N of Miss	44	36	15	12	107	

Table 133: Have you ever smoked cigarettes?


Response	6	8	10	12	Total	
Never	88.7	74.7	66.1	47.6	70.9	
Once or Twice	8.9	15.4	14.0	19.4	14.1	
Once in a while but not regularly	1.3	4.6	9.3	11.6	6.3	
Regularly in the past	1.1	3.6	4.6	8.1	4.1	
Regularly now	0.0	1.7	6.1	13.2	4.7	
N of Valid	753	760	657	567	2737	
N of Miss	47	36	14	11	108	

Table 134: How frequently have you smoked cigarettes during the past 30 days?


Response	6	8	10	12	Total	
Not at all	98.4	93.2	85.7	74.1	88.9	
Less than one cigarette per day	1.5	3.9	7.3	10.0	5.3	
One to five cigarettes per day	0.0	2.0	3.3	8.3	3.1	
About one-half pack per day	0.0	0.5	2.4	4.2	1.6	
About one pack per day	0.0	0.1	1.2	2.8	0.9	
About one and one-half packs per day	0.0	0.0	0.0	0.4	0.1	
Two packs or more per day	0.1	0.3	0.0	0.2	0.1	
N of Valid	756	761	658	568	2743	
N of Miss	44	36	14	10	104	

Table 135: Which statement best describes rules about smoking inside your home?

Response	6	8	10	12	Total	
Smoking is not allowed anywhere inside your home	67.3	68.3	71.2	71.3	69.3	
Smoking is allowed in some places and at some times	6.9	7.3	5.8	6.9	6.7	
Smoking is allowed anywhere inside the home	5.2	4.4	3.8	4.2	4.4	
There are no rules about smoking inside the home	5.2	8.1	9.6	9.7	8.0	
I don't know	15.5	12.0	9.6	7.9	11.5	
N of Valid	756	756	657	567	2736	
N of Miss	44	41	15	11	111	

Table 136: Which statement best describes rules about smoking in your family cars?

Response	6	8	10	12	Total	
Smoking is never allowed in any car	58.2	55.3	59.8	58.3	57.8	
Smoking is allowed sometimes or in some cars	12.6	13.1	11.8	15.0	13.0	
Smoking is allowed in any car anytime	5.6	6.5	6.6	5.5	6.0	
There are no rules about smoking in the car	7.3	12.2	11.5	12.7	10.8	
We do not have a family car	0.9	0.8	0.8	2.3	1.1	
I don't know	15.4	12.1	9.6	6.3	11.2	
N of Valid	753	754	655	568	2730	
N of Miss	47	42	17	10	116	

Table 137: During this school year, were you taught in any of your classes about the dangers of tobacco use?

Response	6	8	10	12	Total	
Strongly agree	46.4	40.6	22.5	12.3	31.9	
Agree	26.7	28.4	29.8	26.6	27.9	
Disagree	5.5	8.1	14.2	21.6	11.7	
Strongly disagree	7.2	5.5	15.2	22.9	11.9	
I don't know	14.3	17.5	18.3	16.6	16.6	
N of Valid	727	744	650	560	2681	
N of Miss	71	53	22	18	164	

Table 138: During the past 12 months, have you participated in any community activities to discourage people your age from using cigarettes, chewing tobacco, snuff, dip or cigars?

Response	6	8	10	12	Total	
Strongly agree	29.9	19.7	11.1	7.3	17.7	
Agree	18.9	17.9	16.5	14.5	17.1	
Disagree	11.3	18.1	23.0	25.0	18.9	
Strongly disagree	17.4	19.4	27.1	34.9	24.0	
I don't know	22.4	24.9	22.3	18.3	22.2	
N of Valid	723	742	649	564	2678	
N of Miss	77	55	23	14	169	

Table 139: On how many occasions have you had alcoholic beverages (beer, wine or hard liquor) to drink in your lifetime - more than just a few sips?

Response	6	8	10	12	Total	
0	83.7	62.3	46.8	31.0	58.0	
1-2	9.9	16.4	16.3	9.2	13.1	
3-5	3.2	8.1	8.2	10.6	7.3	
6-9	1.5	4.9	7.8	7.6	5.2	
10-19	0.5	4.2	7.3	13.4	5.8	
20-39	0.7	2.1	4.7	8.3	3.6	
40+	0.5	2.1	8.8	19.9	7.0	
N of Valid	755	769	656	567	2747	
N of Miss	44	28	16	11	99	

Table 140: On how many occasions have you had beer, wine or hard liquor to drink during the past 30 days?


Response	6	8	10	12	Total	
0	96.8	88.7	76.8	60.6	82.3	
1-2	2.4	7.8	11.5	18.7	9.4	
3-5	0.3	1.0	4.0	8.5	3.1	
6-9	0.1	1.2	4.4	6.0	2.7	
10-19	0.1	0.5	1.7	4.6	1.5	
20-39	0.0	0.3	0.8	0.9	0.4	
40+	0.3	0.5	0.8	0.7	0.5	
N of Valid	752	767	652	563	2734	
N of Miss	48	30	20	14	112	

Table 141: On how many occasions have you used marijuana (grass, pot) or hashish (hash, hash oil) in your lifetime?


Response	6	8	10	12	Total	
0	98.5	91.3	79.8	63.3	84.8	
1-2	0.7	4.3	6.0	7.5	4.4	
3-5	0.0	2.0	2.8	6.1	2.5	
6-9	0.3	0.5	2.1	3.0	1.4	
10-19	0.1	0.5	2.1	3.6	1.4	
20-39	0.1	0.7	2.1	2.5	1.2	
40+	0.3	0.8	5.1	14.1	4.4	
N of Valid	748	767	653	561	2729	
N of Miss	52	30	19	15	116	

Table 142: On how many occasions have you used marijuana (grass, pot) or hashish (hash, hash oil) during the past 30 days?


Response	6	8	10	12	Total	
0	99.5	96.9	91.4	85.0	93.8	
1-2	0.1	1.8	3.2	5.5	2.4	
3-5	0.1	0.4	1.8	1.2	0.8	
6-9	0.0	0.3	1.1	1.2	0.6	
10-19	0.0	0.5	0.8	2.1	0.8	
20-39	0.1	0.1	0.6	1.6	0.5	
40+	0.1	0.0	1.1	3.4	1.0	
N of Valid	754	769	654	566	2743	
N of Miss	46	28	18	12	104	

Table 143: On how many occasions have you used LSD or other psychedelics in your lifetime?


Response	6	8	10	12	Total	
0	99.9	99.1	97.4	97.2	98.5	
1-2	0.1	0.4	1.7	2.0	1.0	
3-5	0.0	0.1	0.3	0.5	0.2	
6-9	0.0	0.3	0.2	0.2	0.1	
10-19	0.0	0.1	0.5	0.0	0.1	
20-39	0.0	0.0	0.0	0.0	0.0	
40+	0.0	0.0	0.0	0.2	0.0	
N of Valid	750	768	652	564	2734	
N of Miss	50	29	20	14	113	

Table 144: On how many occasions have you used LSD or other psychedelics during the past 30 days?


Response	6	8	10	12	Total	
0	100.0	99.7	99.5	99.8	99.8	
1-2	0.0	0.1	0.5	0.0	0.1	
3-5	0.0	0.1	0.0	0.2	0.1	
6-9	0.0	0.0	0.0	0.0	0.0	
10-19	0.0	0.0	0.0	0.0	0.0	
20-39	0.0	0.0	0.0	0.0	0.0	
40+	0.0	0.0	0.0	0.0	0.0	
N of Valid	749	767	653	566	2735	
N of Miss	51	30	19	12	112	

Table 145: On how many occasions have you used cocaine or crack in your lifetime?


Response	6	8	10	12	Total	
0	99.7	99.2	98.0	96.5	98.5	
1-2	0.1	0.7	0.8	2.8	1.0	
3-5	0.1	0.0	0.6	0.4	0.3	
6-9	0.0	0.0	0.3	0.2	0.1	
10-19	0.0	0.0	0.2	0.0	0.0	
20-39	0.0	0.1	0.0	0.0	0.0	
40+	0.0	0.0	0.2	0.2	0.1	
N of Valid	750	768	653	566	2737	
N of Miss	50	29	19	12	110	

Table 146: On how many occasions have you used cocaine or crack during the past 30 days?


Response	6	8	10	12	Total	
0	99.9	99.5	99.7	99.6	99.7	
1-2	0.1	0.4	0.2	0.2	0.2	
3-5	0.0	0.0	0.2	0.2	0.1	
6-9	0.0	0.1	0.0	0.0	0.0	
10-19	0.0	0.0	0.0	0.0	0.0	
20-39	0.0	0.0	0.0	0.0	0.0	
40+	0.0	0.0	0.0	0.0	0.0	
N of Valid	749	768	652	564	2733	
N of Miss	51	29	19	13	112	

Table 147: On how many occasions have you sniffed glue, breathed the contents of an aerosol spray can, or inhaled other gases or sprays, in order to get high in your lifetime?


Response	6	8	10	12	Total	
0	90.7	88.1	88.6	88.6	89.0	
1-2	5.9	6.8	6.0	5.2	6.0	
3-5	1.7	2.4	3.1	2.5	2.4	
6-9	0.8	1.2	0.5	1.6	1.0	
10-19	0.7	0.5	0.3	1.1	0.6	
20-39	0.1	0.4	1.4	0.5	0.6	
40+	0.1	0.7	0.2	0.5	0.4	
N of Valid	752	765	650	562	2729	
N of Miss	48	32	22	16	118	

Table 148: On how many occasions have you sniffed glue, breathed the contents of an aerosol spray can, or inhaled other gases or sprays, in order to get high during the past 30 days?






Response	6	8	10	12	Total	
0	96.1	94.6	98.0	98.4	96.6	
1-2	2.7	3.8	1.5	1.2	2.4	
3-5	0.8	0.9	0.2	0.2	0.5	
6-9	0.1	0.4	0.2	0.0	0.2	
10-19	0.0	0.3	0.2	0.2	0.1	
20-39	0.1	0.0	0.0	0.0	0.0	
40+	0.1	0.0	0.0	0.0	0.0	
N of Valid	749	765	650	564	2728	
N of Miss	51	32	22	14	119	

Table 149: On how many occasions have you used phenoxydine (pox, px, breeze) in your lifetime?


Response	6	8	10	12	Total	
0	100.0	100.0	100.0	100.0	100.0	
1-2	0.0	0.0	0.0	0.0	0.0	
3-5	0.0	0.0	0.0	0.0	0.0	
6-9	0.0	0.0	0.0	0.0	0.0	
10-19	0.0	0.0	0.0	0.0	0.0	
20-39	0.0	0.0	0.0	0.0	0.0	
40+	0.0	0.0	0.0	0.0	0.0	
N of Valid	739	765	650	565	2719	
N of Miss	61	32	22	13	128	

Table 150: On how many occasions have you used phenoxydine (pox, px, breeze) during the past 30 days?


Response	6	8	10	12	Total	
0	100.0	100.0	100.0	100.0	100.0	
1-2	0.0	0.0	0.0	0.0	0.0	
3-5	0.0	0.0	0.0	0.0	0.0	
6-9	0.0	0.0	0.0	0.0	0.0	
10-19	0.0	0.0	0.0	0.0	0.0	
20-39	0.0	0.0	0.0	0.0	0.0	
40+	0.0	0.0	0.0	0.0	0.0	
N of Valid	733	765	651	566	2715	
N of Miss	67	32	21	12	132	

Table 151: On how many occasions have you used sedatives (tranquilizers, such as Valium or Xanax, barbiturates, or sleeping pills) without a doctor telling you to take them, in your lifetime?








Response	6	8	10	12	Total	
0	95.1	91.0	85.8	82.5	89.1	
1-2	2.9	4.7	5.4	5.0	4.4	
3-5	1.0	1.8	3.1	3.0	2.1	
6-9	0.4	0.8	1.5	2.8	1.3	
10-19	0.3	1.0	1.7	1.8	1.1	
20-39	0.4	0.1	0.8	1.6	0.7	
40+	0.0	0.5	1.7	3.4	1.3	
N of Valid	732	764	649	565	2710	
N of Miss	67	33	22	13	135	

Table 152: On how many occasions have you used sedatives (tranquilizers, such as Valium or Xanax, barbiturates, or sleeping pills) without a doctor telling you to take them, during the past 30 days?








Response	6	8	10	12	Total	
0	98.1	97.0	93.1	92.9	95.5	
1-2	1.1	1.7	3.7	2.5	2.2	
3-5	0.1	0.5	1.4	2.0	0.9	
6-9	0.4	0.3	0.5	1.2	0.6	
10-19	0.1	0.4	0.5	0.5	0.4	
20-39	0.0	0.1	0.9	0.5	0.4	
40+	0.1	0.0	0.0	0.4	0.1	
N of Valid	733	762	651	563	2709	
N of Miss	67	35	21	15	138	

Table 153: On how many occasions have you used methamphetamines (meth, speed, crank, crystal meth) in your lifetime?







Response	6	8	10	12	Total	
0	99.6	99.5	98.5	97.9	98.9	
1-2	0.4	0.3	0.8	1.8	0.7	
3-5	0.0	0.1	0.3	0.0	0.1	
6-9	0.0	0.1	0.2	0.0	0.1	
10-19	0.0	0.0	0.2	0.2	0.1	
20-39	0.0	0.0	0.0	0.0	0.0	
40+	0.0	0.0	0.2	0.2	0.1	
N of Valid	730	761	650	565	2706	
N of Miss	70	36	22	13	141	

Table 154: On how many occasions have you used methamphetamines (meth, speed, crank, crystal meth) in the past 30 days?



Response	6	8	10	12	Total	
0	100.0	99.7	100.0	100.0	99.9	
1-2	0.0	0.3	0.0	0.0	0.1	
3-5	0.0	0.0	0.0	0.0	0.0	
6-9	0.0	0.0	0.0	0.0	0.0	
10-19	0.0	0.0	0.0	0.0	0.0	
20-39	0.0	0.0	0.0	0.0	0.0	
40+	0.0	0.0	0.0	0.0	0.0	
N of Valid	730	762	649	565	2706	
N of Miss	70	35	23	13	141	

Table 155: On how many occasions have you used stimulants, other than Methamphetamines (such as amphetamines, Ritalin or Dexedrine) without a doctor telling you to take them, in your lifetime?








Response	6	8	10	12	Total	
0	99.9	99.5	96.5	95.9	98.1	
1-2	0.1	0.4	1.4	1.2	0.7	
3-5	0.0	0.0	0.6	1.2	0.4	
6-9	0.0	0.1	0.6	0.5	0.3	
10-19	0.0	0.0	0.3	0.7	0.2	
20-39	0.0	0.0	0.3	0.0	0.1	
40+	0.0	0.0	0.3	0.4	0.1	
N of Valid	729	762	651	564	2706	
N of Miss	71	35	21	14	141	

Table 156: On how many occasions have you used stimulants, other than Methamphetamines (such as amphetamines, Ritalin or Dexedrine) without a doctor telling you to take them, during the past 30 days?




Response	6	8	10	12	Total	
0	99.9	100.0	98.6	99.1	99.4	
1-2	0.1	0.0	0.8	0.9	0.4	
3-5	0.0	0.0	0.5	0.0	0.1	
6-9	0.0	0.0	0.2	0.0	0.0	
10-19	0.0	0.0	0.0	0.0	0.0	
20-39	0.0	0.0	0.0	0.0	0.0	
40+	0.0	0.0	0.0	0.0	0.0	
N of Valid	726	762	651	565	2704	
N of Miss	73	35	21	13	142	

Table 157: On how many occasions have you used heroin or other opiates in your lifetime?







Response	6	8	10	12	Total	
0	99.7	99.3	99.4	97.7	99.1	
1-2	0.1	0.4	0.2	1.1	0.4	
3-5	0.1	0.1	0.2	0.2	0.1	
6-9	0.0	0.0	0.0	0.4	0.1	
10-19	0.0	0.1	0.2	0.4	0.1	
20-39	0.0	0.0	0.2	0.2	0.1	
40+	0.0	0.0	0.0	0.2	0.0	
N of Valid	727	759	650	565	2701	
N of Miss	73	38	22	13	146	

Table 158: On how many occasions have you used heroin or other opiates during the past 30 days?


Response	6	8	10	12	Total	
0	99.9	99.7	99.8	99.3	99.7	
1-2	0.1	0.0	0.2	0.4	0.1	
3-5	0.0	0.3	0.0	0.0	0.1	
6-9	0.0	0.0	0.0	0.4	0.1	
10-19	0.0	0.0	0.0	0.0	0.0	
20-39	0.0	0.0	0.0	0.0	0.0	
40+	0.0	0.0	0.0	0.0	0.0	
N of Valid	723	760	650	565	2698	
N of Miss	77	37	22	13	149	

Table 159: On how many occasions have you used MDMA ('X', 'E', or ecstasy) in your lifetime?


Response	6	8	10	12	Total	
0	100.0	99.3	97.1	94.5	98.0	
1-2	0.0	0.5	1.7	3.7	1.3	
3-5	0.0	0.0	0.3	1.1	0.3	
6-9	0.0	0.0	0.5	0.4	0.2	
10-19	0.0	0.0	0.3	0.4	0.1	
20-39	0.0	0.1	0.0	0.0	0.0	
40+	0.0	0.0	0.2	0.0	0.0	
N of Valid	722	758	650	566	2696	
N of Miss	78	39	22	12	151	

Table 160: On how many occasions have you used MDMA ('X', 'E', or ecstasy) during the past 30 days?


Response	6	8	10	12	Total	
0	100.0	99.7	98.9	99.8	99.6	
1-2	0.0	0.1	0.8	0.0	0.2	
3-5	0.0	0.0	0.2	0.2	0.1	
6-9	0.0	0.1	0.2	0.0	0.1	
10-19	0.0	0.0	0.0	0.0	0.0	
20-39	0.0	0.0	0.0	0.0	0.0	
40+	0.0	0.0	0.0	0.0	0.0	
N of Valid	722	759	650	563	2694	
N of Miss	78	38	22	14	152	

Table 161: On how many occasions have you taken prescription drugs (such as Valium, Xanax, Ritalin, Adderall, OxyContin, Darvocet, or sleeping pills) on your own-that is, without a doctor telling you to take them in your lifetime?








Response	6	8	10	12	Total	
0	97.2	91.4	83.3	76.0	87.8	
1-2	1.8	4.9	6.2	7.3	4.9	
3-5	0.4	1.7	3.2	4.1	2.2	
6-9	0.1	0.7	3.1	2.5	1.5	
10-19	0.1	0.7	1.5	3.9	1.4	
20-39	0.3	0.3	0.8	1.4	0.6	
40+	0.0	0.4	1.9	4.8	1.6	
N of Valid	727	759	647	563	2696	
N of Miss	73	37	24	15	149	

Table 162: On how many occasions have you taken prescription drugs (such as Valium, Xanax, Ritalin, Adderall, OxyContin, Darvocet, or sleeping pills) on your own-that is, without a doctor telling you to take them during the past 30 days?








Response	6	8	10	12	Total	
0	99.4	96.7	92.1	90.9	95.1	
1-2	0.4	2.2	4.3	4.3	2.7	
3-5	0.0	0.8	1.9	2.0	1.1	
6-9	0.1	0.0	0.6	1.4	0.5	
10-19	0.0	0.1	0.0	0.7	0.2	
20-39	0.0	0.0	0.6	0.4	0.2	
40+	0.0	0.1	0.5	0.4	0.2	
N of Valid	727	760	648	563	2698	
N of Miss	73	37	23	15	148	

Table 163: On how many occasions have you taken non-prescription medicines such as diet pills (for example, Dietac, Dexatrim or Prolamine), stay-awake pills (for example No-Doz, Vivarin, or Wake), or cough or cold medicines (robos, DXM, etc.) to get high in your lifetime?








Response	6	8	10	12	Total	
0	97.7	95.7	92.1	87.8	93.7	
1-2	0.8	1.4	2.3	3.7	2.0	
3-5	0.4	0.8	2.0	3.2	1.5	
6-9	0.4	0.5	1.2	1.6	0.9	
10-19	0.1	0.8	0.5	1.2	0.6	
20-39	0.1	0.5	0.5	0.9	0.5	
40+	0.4	0.3	1.4	1.6	0.9	
N of Valid	725	759	648	564	2696	
N of Miss	75	38	23	13	149	

Table 164: On how many occasions have you taken non-prescription medicines such as diet pills (for example, Dietac, Dexatrim or Prolamine), stay-awake pills (for example No-Doz, Vivarin, or Wake), or cough or cold medicines (robos, DXM, etc.) to get high during the past 30 days?








Response	6	8	10	12	Total	
0	98.5	97.8	95.7	96.3	97.1	
1-2	0.6	1.6	1.8	1.4	1.3	
3-5	0.4	0.4	1.2	0.7	0.7	
6-9	0.6	0.3	0.3	1.2	0.6	
10-19	0.0	0.0	0.3	0.2	0.1	
20-39	0.0	0.0	0.2	0.2	0.1	
40+	0.0	0.0	0.5	0.0	0.1	
N of Valid	726	760	649	563	2698	
N of Miss	74	37	23	15	149	

Table 165: On how many occasions have you been drunk or very high from drinking alcoholic beverages during the past 30 days?








Response	6	8	10	12	Total	
0	98.2	93.8	86.5	73.4	89.0	
1-2	1.1	3.8	5.7	12.9	5.4	
3-5	0.4	1.3	3.4	6.4	2.6	
6-9	0.1	0.7	1.2	3.9	1.3	
10-19	0.0	0.0	1.5	1.8	0.7	
20-39	0.0	0.1	0.5	0.4	0.2	
40+	0.1	0.3	1.1	1.2	0.6	
N of Valid	728	760	646	564	2698	
N of Miss	72	37	26	14	149	

Table 166: On how many occasions have you drunk flavored alcoholic beverages, sometimes called 'alcopops' (like Mike's Hard Lemonade, Smirnoff Ice, Bacardi Breezers, etc.) in your lifetime?








Response	6	8	10	12	Total	
0	91.6	74.0	61.0	46.5	69.9	
1-2	4.3	12.0	11.9	9.3	9.3	
3-5	2.5	5.9	8.6	8.2	6.1	
6-9	1.0	3.7	4.9	9.7	4.5	
10-19	0.5	2.1	5.1	10.6	4.2	
20-39	0.1	1.2	3.2	5.2	2.2	
40+	0.0	1.2	5.2	10.6	3.8	
N of Valid	729	761	649	559	2698	
N of Miss	71	35	23	15	144	

Table 167: On how many occasions have you drunk flavored alcoholic beverages, sometimes called 'alcopops' (like Mike's Hard Lemonade, Smirnoff Ice, Bacardi Breezers, etc.) during the past 30 days?


Response	6	8	10	12	Total	
0	98.5	92.3	85.0	76.8	89.0	
1-2	1.1	5.4	7.3	13.5	6.4	
3-5	0.3	1.2	4.3	5.3	2.6	
6-9	0.0	0.5	1.1	3.0	1.0	
10-19	0.0	0.4	1.2	0.5	0.5	
20-39	0.1	0.0	0.2	0.0	0.1	
40+	0.0	0.3	0.9	0.9	0.5	
N of Valid	728	762	648	564	2702	
N of Miss	72	35	24	14	145	

Table 168: Think back over the last two weeks. How many times have you had five or more alcoholic drinks in a row?


Response	6	8	10	12	Total	
None	97.8	92.3	87.4	76.8	89.3	
Once	1.4	3.6	4.8	7.1	4.0	
Twice	0.4	2.1	4.3	6.6	3.1	
3-5 times	0.1	1.2	1.9	5.7	2.0	
6-9 times	0.0	0.7	0.6	1.3	0.6	
10 or more times	0.3	0.1	0.9	2.5	0.9	
N of Valid	721	749	645	560	2675	
N of Miss	79	48	27	18	172	

Table 169: During the past 30 days, how many times did you ride in a car or other vehicle driven by someone who had been drinking alcohol?


Response	6	8	10	12	Total	
0 times	88.5	84.6	85.1	82.0	85.2	
1 time	6.0	6.9	8.4	9.5	7.6	
2 or 3 times	3.1	4.5	3.9	5.4	4.2	
4 or 5 times	0.7	1.7	0.9	1.6	1.2	
6 or more times	1.7	2.1	1.7	1.6	1.8	
N of Valid	715	749	643	560	2667	
N of Miss	85	48	29	18	180	

Table 170: During the past 30 days, how many times did you drive a car or other vehicle when you had been drinking alcohol?







Response	6	8	10	12	Total	
I did not drive a car in the past 30 days	47.4	54.4	33.9	15.0	39.1	
0 times	51.0	43.8	62.2	74.2	56.7	
1 time	0.6	1.2	1.7	5.7	2.1	
2 or 3 times	0.3	0.4	1.6	3.4	1.3	
4 or 5 times	0.3	0.0	0.6	0.7	0.4	
6 or more times	0.4	0.1	0.0	0.9	0.3	
N of Valid	692	722	637	559	2610	
N of Miss	85	53	29	18	185	

Table 171: If you drank alcohol (not just a sip or taste) in the past year, how did you usually get it?













Response	6	8	10	12	Total	
I did not drink alcohol in the past year	90.7	74.4	58.8	42.1	68.2	
I bought it myself with a fake ID	0.0	0.3	0.2	0.4	0.2	
I bought it myself without a fake ID	0.3	0.4	0.2	0.5	0.3	
I got it from someone I know age 21 or older	1.6	6.3	14.5	31.2	12.3	
I got it from someone I know under age 21	0.0	2.5	6.9	8.5	4.2	
I got it from my brother or sister	0.3	1.0	2.2	1.1	1.1	
I got it from home with my parents' permission	2.3	4.8	5.5	6.2	4.6	
I got it from home without my parents' permission	1.0	2.3	3.5	0.9	1.9	
I got it from another relative	0.6	1.8	2.7	1.8	1.7	
A stranger bought it for me	0.1	0.0	0.5	0.9	0.3	
I took it from a store or shop	0.1	0.1	0.2	0.2	0.2	
Other	3.0	6.3	5.0	6.2	5.1	
N of Valid	699	734	636	551	2620	
N of Miss	99	57	30	21	207	

Table 172: If you drank alcohol (not just a sip or taste) in the past year, where did you usually drink it?










Response	6	8	10	12	Total	
I did not drink alcohol in the past year	91.4	76.8	59.7	43.4	69.6	
at my home	4.3	10.2	12.8	11.4	9.5	
at someone else's home	2.7	9.6	23.2	36.0	16.6	
at an open area like a park, beach, field, back road, woods, or a street corner	1.0	2.2	3.0	6.6	3.0	
at a sporting event or concert	0.3	0.3	0.0	0.4	0.2	
at a restaurant, bar, or a nightclub	0.0	0.3	0.2	1.3	0.4	
at an empty building or a construction site	0.1	0.0	0.0	0.0	0.0	
at a hotel/motel	0.0	0.5	0.5	0.2	0.3	
in a car	0.1	0.1	0.3	0.6	0.3	
at school	0.0	0.0	0.3	0.2	0.1	
N of Valid	696	728	626	542	2592	
N of Miss	102	60	32	22	216	

Table 173: During the last month, about how many marijuana cigarettes, or the equivalent, did you smoke a day, on the average?








Response	6	8	10	12	Total	
None	98.6	94.6	88.4	83.1	91.8	
Less than 1 a day	0.4	2.7	5.0	6.3	3.4	
1 a day	0.0	0.7	1.7	1.4	0.9	
2-3 a day	0.6	0.7	1.9	4.1	1.7	
4-6 a day	0.3	0.9	1.6	3.1	1.4	
7-10 a day	0.1	0.1	0.6	0.9	0.4	
11 or more a day	0.0	0.3	0.8	1.1	0.5	
N of Valid	712	742	640	556	2650	
N of Miss	88	55	32	22	197	

Table 174: How wrong would most adults (over 21) in your neighborhood think it is for kids your age: to use marijuana?





Response	6	8	10	12	Total	
Very wrong	91.1	84.6	72.9	66.5	79.7	
Wrong	4.8	10.0	17.2	19.5	12.3	
A little bit wrong	2.4	3.9	7.4	10.3	5.7	
Not wrong at all	1.7	1.5	2.4	3.8	2.2	
N of Valid	706	739	632	555	2632	
N of Miss	93	58	39	23	213	

Table 175: How wrong would most adults (over 21) in your neighborhood think it is for kids your age: to drink alcohol?





Response	6	8	10	12	Total	
Very wrong	82.0	67.6	51.2	40.5	61.8	
Wrong	8.8	16.3	24.3	25.9	18.2	
A little bit wrong	6.0	10.8	18.3	25.6	14.4	
Not wrong at all	3.3	5.3	6.2	7.9	5.5	
N of Valid	705	738	633	555	2631	
N of Miss	95	59	39	23	216	

Table 176: How wrong would most adults (over 21) in your neighborhood think it is for kids your age: to smoke cigarettes?





Response	6	8	10	12	Total	
Very wrong	82.7	69.8	51.6	41.3	62.8	
Wrong	8.8	16.2	24.4	21.1	17.2	
A little bit wrong	5.4	9.6	17.6	25.8	13.8	
Not wrong at all	3.1	4.3	6.5	11.9	6.1	
N of Valid	704	736	632	555	2627	
N of Miss	95	60	40	23	218	

Table 177: How much do each of the following statements describe your neighborhood? crime and/or drug selling


Response	6	8	10	12	Total	
NO!	79.9	71.3	63.2	57.1	68.7	
no	11.7	18.4	22.2	23.8	18.7	
yes	6.0	7.9	9.6	14.4	9.2	
YES!	2.4	2.5	4.9	4.7	3.5	
N of Valid	702	734	634	550	2620	
N of Miss	98	63	38	28	227	

Table 178: How much do each of the following statements describe your neighborhood? fights

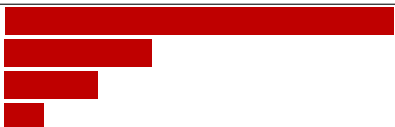
Response	6	8	10	12	Total	
NO!	67.0	62.9	57.3	58.1	61.6	
no	16.2	21.0	25.2	26.2	21.8	
yes	11.2	12.3	14.4	13.3	12.7	
YES!	5.7	3.8	3.2	2.4	3.9	
N of Valid	699	734	634	549	2616	
N of Miss	101	62	37	29	229	

Table 179: How much do each of the following statements describe your neighborhood? lots of empty or abandoned buildings


Response	6	8	10	12	Total	
NO!	76.8	68.8	64.4	62.5	68.6	
no	16.2	21.7	25.8	28.2	22.6	
yes	3.9	7.5	8.0	7.3	6.6	
YES!	3.1	2.0	1.7	2.0	2.3	
N of Valid	699	733	635	550	2617	
N of Miss	100	64	37	28	229	

Table 180: How much do each of the following statements describe your neighborhood? lots of graffiti





Response	6	8	10	12	Total	
NO!	81.8	77.5	72.6	70.9	76.0	
no	11.2	17.8	23.3	24.9	18.9	
yes	3.6	3.7	2.8	2.7	3.3	
YES!	3.4	1.0	1.3	1.5	1.8	
N of Valid	686	734	634	550	2604	
N of Miss	114	63	38	28	243	

Table 181: If I had to move, I would miss the neighborhood I now live in.





Response	6	8	10	12	Total	
NO!	13.3	12.9	11.7	12.6	12.6	
no	10.8	17.6	21.1	24.8	18.2	
yes	26.6	24.8	32.6	33.9	29.1	
YES!	49.3	44.7	34.6	28.6	40.1	
N of Valid	692	727	635	548	2602	
N of Miss	106	70	36	30	242	

Table 182: My neighbors notice when I am doing a good job and let me know about it.





Response	6	8	10	12	Total	
NO!	31.8	33.7	35.3	38.9	34.7	
no	34.0	37.0	39.3	38.3	37.0	
yes	20.3	18.7	20.2	16.2	19.0	
YES!	13.8	10.6	5.2	6.6	9.3	
N of Valid	688	727	634	548	2597	
N of Miss	112	70	38	30	250	

Table 183: I like my neighborhood.

Response	6	8	10	12	Total
NO!	8.4	10.6	10.8	9.2	9.8
no	8.9	11.3	12.3	13.6	11.4
yes	32.8	37.3	47.8	52.6	41.9
YES!	49.9	40.9	29.1	24.7	37.0
N of Valid	687	727	636	546	2596
N of Miss	113	69	35	31	248

Table 184: There are lots of adults in my neighborhood I could talk to about something important.

Response	6	8	10	12	Total
NO!	21.9	24.1	26.7	27.8	25.0
no	28.0	26.3	33.2	35.3	30.4
yes	23.1	26.1	25.9	25.8	25.2
YES!	27.0	23.4	14.1	11.2	19.5
N of Valid	685	725	632	547	2589
N of Miss	115	71	39	31	256

Table 185: I'd like to get out of my neighborhood.

Response	6	8	10	12	Total
NO!	56.1	46.9	35.8	28.4	42.7
no	26.2	31.0	35.8	38.3	32.5
yes	9.8	13.2	17.7	21.1	15.1
YES!	7.9	8.8	10.7	12.3	9.8
N of Valid	683	725	634	546	2588
N of Miss	115	71	38	31	255

Table 186: There are people in my neighborhood who are proud of me when I do something well.

Response	6	8	10	12	Total	
NO!	20.2	20.7	24.6	24.1	22.2	
no	24.6	30.0	30.6	32.0	29.2	
yes	31.2	32.8	34.1	32.2	32.6	
YES!	23.9	16.5	10.8	11.6	16.0	
N of Valid	682	720	631	543	2576	
N of Miss	118	76	41	35	270	

Table 187: There are people in my neighborhood who encourage me to do my best.

Response	6	8	10	12	Total	
NO!	19.9	21.5	24.5	23.2	22.2	
no	20.3	25.6	27.5	33.1	26.2	
yes	28.6	31.5	33.1	30.8	31.0	
YES!	31.2	21.4	14.9	12.9	20.6	
N of Valid	685	724	632	543	2584	
N of Miss	113	73	39	34	259	

Table 188: I feel safe in my neighborhood.

Response	6	8	10	12	Total	
NO!	9.2	7.6	6.5	5.9	7.4	
no	8.0	12.0	10.6	9.7	10.1	
yes	33.1	39.0	44.5	49.4	40.9	
YES!	49.7	41.4	38.5	35.0	41.6	
N of Valid	688	724	634	545	2591	
N of Miss	112	72	37	33	254	

Table 189: Which of the following activities for people your age are available in your community? sports teams?

Response	6	8	10	12	Total	
No	14.8	15.5	9.6	10.8	12.9	
Yes	85.2	84.5	90.4	89.2	87.1	
N of Valid	694	721	634	547	2596	
N of Miss	106	76	38	31	251	

Table 190: Which of the following activities for people your age are available in your community? scouting?

Response	6	8	10	12	Total	
No	34.9	49.2	42.3	43.8	42.6	
Yes	65.1	50.8	57.7	56.2	57.4	
N of Valid	673	712	620	541	2546	
N of Miss	126	85	52	37	300	

Table 191: Which of the following activities for people your age are available in your community? boys and girls clubs?

Response	6	8	10	12	Total	
No	43.9	49.4	39.6	50.2	45.7	
Yes	56.1	50.6	60.4	49.8	54.3	
N of Valid	675	711	624	542	2552	
N of Miss	125	86	48	36	295	

Table 192: Which of the following activities for people your age are available in your community? 4-H clubs?

Response	6	8	10	12	Total	
No	49.1	55.6	43.6	43.5	48.3	
Yes	50.9	44.4	56.4	56.5	51.7	
N of Valid	639	693	619	540	2491	
N of Miss	161	103	53	38	355	

Table 193: Which of the following activities for people your age are available in your community? service clubs?



Response	6	8	10	12	Total	
No	46.9	48.1	36.5	38.4	42.8	
Yes	53.1	51.9	63.5	61.6	57.2	
N of Valid	644	707	619	542	2512	
N of Miss	156	90	53	36	335	

Table 194: If a kid smoked marijuana in your neighborhood would he or she be caught by the police?





Response	6	8	10	12	Total	
NO!	14.8	18.8	18.6	24.5	18.9	
no	19.4	31.9	47.7	51.9	36.7	
yes	27.0	25.3	22.6	16.8	23.3	
YES!	38.7	24.0	11.1	6.8	21.1	
N of Valid	684	718	633	543	2578	
N of Miss	114	78	39	33	264	

Table 195: If a kid drank some beer, wine or hard liquor (for example, vodka, whiskey, or gin) in your neighborhood would he or she be caught by the police?





Response	6	8	10	12	Total	
NO!	19.0	23.5	25.3	29.5	24.0	
no	27.1	40.4	51.7	55.9	42.9	
yes	25.4	19.2	15.7	10.5	18.2	
YES!	28.5	16.9	7.3	4.1	14.9	
N of Valid	680	718	632	542	2572	
N of Miss	117	78	40	34	269	

Table 196: If a kid carried a handgun in your neighborhood would he or she be caught by the police?





Response	6	8	10	12	Total	
NO!	14.3	17.5	15.8	19.2	16.6	
no	20.4	28.1	35.1	40.1	30.3	
yes	24.6	26.1	28.2	24.3	25.8	
YES!	40.7	28.3	20.9	16.4	27.3	
N of Valid	683	720	632	543	2578	
N of Miss	114	77	40	33	264	

Table 197: If you wanted to get some cigarettes, how easy would it be for you to get some?





Response	6	8	10	12	Total	
Very hard	72.7	49.2	26.5	9.9	41.4	
Sort of hard	9.8	15.5	12.7	6.9	11.5	
Sort of easy	9.1	18.2	22.9	13.5	15.9	
Very easy	8.5	17.2	37.9	69.7	31.2	
N of Valid	674	716	630	548	2568	
N of Miss	124	80	42	30	276	

Table 198: If you wanted to get some beer, wine or hard liquor (for example, vodka, whiskey, or gin), how easy would it be for you to get some?





Response	6	8	10	12	Total	
Very hard	73.1	44.4	21.7	11.3	39.2	
Sort of hard	10.5	17.8	15.1	13.0	14.2	
Sort of easy	8.7	21.0	28.6	28.1	21.2	
Very easy	7.8	16.8	34.6	47.6	25.4	
N of Valid	669	714	630	548	2561	
N of Miss	130	82	42	30	284	

Table 199: If you wanted to get a drug like cocaine, LSD, or amphetamines, how easy would it be for you to get some?





Response	6	8	10	12	Total	
Very hard	91.6	83.2	64.0	47.8	73.1	
Sort of hard	3.9	7.6	16.9	25.9	12.8	
Sort of easy	2.4	5.5	9.7	14.1	7.5	
Very easy	2.1	3.8	9.4	12.2	6.5	
N of Valid	667	714	628	548	2557	
N of Miss	132	83	43	30	288	

Table 200: If you wanted to get a handgun, how easy would it be for you to get one?





Response	6	8	10	12	Total	
Very hard	72.3	61.5	52.1	41.2	57.7	
Sort of hard	10.8	15.4	16.8	20.6	15.7	
Sort of easy	7.6	10.4	14.0	13.0	11.1	
Very easy	9.3	12.7	17.1	25.2	15.6	
N of Valid	668	714	630	548	2560	
N of Miss	131	83	42	30	286	

Table 201: If you wanted to get some marijuana, how easy would it be for you to get some?





Response	6	8	10	12	Total	
Very hard	91.0	70.5	42.3	22.6	58.7	
Sort of hard	2.4	10.1	12.6	10.6	8.8	
Sort of easy	2.5	9.7	14.3	19.0	10.9	
Very easy	4.0	9.7	30.8	47.8	21.6	
N of Valid	669	713	629	548	2559	
N of Miss	131	83	43	30	287	

Table 202: During the past 12 months, have you participated in any alcohol prevention programs or seen any alcohol prevention messages in your school or community? Yes, a school-based program focused on preventing underage drinking and/or drinking and driving.



Response	6	8	10	12	Total	
No	61.5	73.3	80.5	83.9	73.8	
Yes	38.5	26.7	19.5	16.1	26.2	
N of Valid	800	797	672	578	2847	
N of Miss	0	0	0	0	0	

Table 203: During the past 12 months, have you participated in any alcohol prevention programs or seen any alcohol prevention messages in your school or community? Yes, a community-based program focused on preventing underage drinking and/or drinking and driving (for example, through your church or temple or through youth groups like Boys and Girls Club or 4-H).



Response	6	8	10	12	Total	
No	86.1	90.3	93.2	93.9	90.6	
Yes	13.9	9.7	6.8	6.1	9.4	
N of Valid	800	797	672	578	2847	
N of Miss	0	0	0	0	0	

Table 204: During the past 12 months, have you participated in any alcohol prevention programs or seen any alcohol prevention messages in your school or community? Yes, a media campaign addressing underage drinking and/or drinking and driving (for example, newspaper ads, posters, pamphlets, radio, TV).



Response	6	8	10	12	Total	
No	87.8	86.3	88.1	88.9	87.7	
Yes	12.3	13.7	11.9	11.1	12.3	
N of Valid	800	797	672	578	2847	
N of Miss	0	0	0	0	0	

Table 205: During the past 12 months, have you participated in any alcohol prevention programs or seen any alcohol prevention messages in your school or community? No



Response	6	8	10	12	Total	
No	60.5	44.2	35.3	31.5	44.1	
Yes	39.5	55.8	64.7	68.5	55.9	
N of Valid	800	797	672	578	2847	
N of Miss	0	0	0	0	0	

Table 206: How wrong do your parents feel it would be for YOU to: drink beer, wine or hard liquor (for example, vodka, whiskey or gin) regularly?





Response	6	8	10	12	Total	
Very wrong	88.3	78.1	68.8	48.4	72.2	
Wrong	6.9	12.3	16.8	24.4	14.5	
A little bit wrong	3.9	7.1	10.6	21.4	10.1	
Not wrong at all	0.9	2.5	3.8	5.9	3.1	
N of Valid	684	709	624	546	2563	
N of Miss	114	88	47	32	281	

Table 207: How wrong do your parents feel it would be for YOU to: smoke cigarettes?





Response	6	8	10	12	Total	
Very wrong	91.2	88.3	77.3	64.2	81.3	
Wrong	5.7	7.3	14.7	17.8	10.9	
A little bit wrong	2.2	3.1	5.3	12.5	5.4	
Not wrong at all	0.9	1.3	2.7	5.5	2.4	
N of Valid	683	710	626	545	2564	
N of Miss	116	87	46	32	281	

Table 208: How wrong do your parents feel it would be for YOU to: smoke marijuana?





Response	6	8	10	12	Total	
Very wrong	96.8	94.2	88.8	78.9	90.3	
Wrong	1.9	2.8	5.8	12.9	5.5	
A little bit wrong	0.7	1.6	4.2	5.3	2.8	
Not wrong at all	0.6	1.4	1.3	2.9	1.5	
N of Valid	677	704	625	544	2550	
N of Miss	121	92	47	34	294	

Table 209: How wrong do your parents feel it would be for YOU to: steal something worth more than \$5?





Response	6	8	10	12	Total	
Very wrong	86.5	84.8	86.2	84.6	85.6	
Wrong	10.1	10.9	10.3	11.0	10.6	
A little bit wrong	2.4	3.5	2.7	2.9	2.9	
Not wrong at all	1.0	0.7	0.8	1.5	1.0	
N of Valid	680	706	624	545	2555	
N of Miss	119	91	48	32	290	

Table 210: How wrong do your parents feel it would be for YOU to: draw graffiti, write things, or draw pictures on buildings or other property (without the owner's permission)?





Response	6	8	10	12	Total	
Very wrong	91.0	85.3	84.5	79.6	85.4	
Wrong	5.6	10.0	9.9	14.0	9.7	
A little bit wrong	2.1	2.5	3.8	4.1	3.1	
Not wrong at all	1.3	2.1	1.8	2.4	1.9	
N of Valid	679	709	625	543	2556	
N of Miss	121	88	46	35	290	

Table 211: How wrong do your parents feel it would be for YOU to: pick a fight with someone?





Response	6	8	10	12	Total	
Very wrong	71.3	61.7	52.8	52.6	60.1	
Wrong	17.2	21.8	23.4	28.0	22.3	
A little bit wrong	8.7	11.3	18.9	15.8	13.4	
Not wrong at all	2.8	5.2	5.0	3.7	4.2	
N of Valid	680	707	625	546	2558	
N of Miss	119	89	47	32	287	

Table 212: During the past 12 months, have you talked with at least one of your parents about the dangers of underage drinking and/or drinking and driving? By parents, we mean either your biological parents, adoptive parents, stepparents, or adult guardians - whether or not they live with you.



Response	6	8	10	12	Total	
No	50.1	59.7	60.4	55.8	56.5	
Yes	49.9	40.3	39.6	44.2	43.5	
N of Valid	655	697	613	539	2504	
N of Miss	144	100	59	39	342	

Table 213: Have any of your brothers or sisters ever: drunk beer, wine or hard liquor (for example, vodka, whiskey or gin)?




Response	6	8	10	12	Total	
No	74.1	59.5	46.7	32.8	54.6	
Yes	21.5	36.2	48.3	61.0	40.5	
I don't have any brothers or sisters	4.4	4.3	5.0	6.3	4.9	
N of Valid	680	702	621	543	2546	
N of Miss	120	94	51	35	300	

Table 214: Have any of your brothers or sisters ever: smoked marijuana?




Response	6	8	10	12	Total	
No	91.6	82.6	72.0	62.0	78.0	
Yes	4.0	13.0	23.0	32.1	17.1	
I don't have any brothers or sisters	4.4	4.4	5.0	5.9	4.9	
N of Valid	677	700	621	542	2540	
N of Miss	123	96	51	36	306	

Table 215: Have any of your brothers or sisters ever: smoked cigarettes?




Response	6	8	10	12	Total	
No	78.0	68.5	59.5	49.0	64.7	
Yes	17.4	27.2	35.4	44.5	30.3	
I don't have any brothers or sisters	4.6	4.3	5.1	6.5	5.0	
N of Valid	677	699	622	541	2539	
N of Miss	123	98	50	37	308	

Table 216: Have any of your brothers or sisters ever: taken a handgun to school?




Response	6	8	10	12	Total	
No	95.1	94.2	93.6	93.0	94.0	
Yes	0.6	1.7	1.4	1.1	1.2	
I don't have any brothers or sisters	4.3	4.1	5.0	5.9	4.8	
N of Valid	676	701	621	542	2540	
N of Miss	124	96	51	36	307	

Table 217: Have any of your brothers or sisters ever: been suspended or expelled from school?




Response	6	8	10	12	Total	
No	73.7	70.5	68.7	69.9	70.8	
Yes	21.8	25.4	26.3	24.0	24.3	
I don't have any brothers or sisters	4.5	4.1	5.0	6.1	4.8	
N of Valid	674	702	620	542	2538	
N of Miss	126	95	52	36	309	

Table 218: The rules in my family are clear.





Response	6	8	10	12	Total	
NO!	3.0	3.1	1.8	3.7	2.9	
no	5.8	8.1	10.8	9.0	8.3	
yes	27.0	38.7	44.6	47.8	39.0	
YES!	64.2	50.1	42.8	39.5	49.8	
N of Valid	673	705	619	544	2541	
N of Miss	125	92	53	34	304	

Table 219: People in my family often insult or yell at each other.

Response	6	8	10	12	Total	
NO!	38.9	27.0	19.0	20.3	26.8	
no	34.7	38.9	38.2	43.9	38.7	
yes	18.8	24.9	30.8	25.8	24.9	
YES!	7.6	9.3	11.9	10.0	9.6	
N of Valid	674	700	620	542	2536	
N of Miss	126	96	52	36	310	

Table 220: When I am not at home, one of my parents knows where I am and who I am with.

Response	6	8	10	12	Total	
NO!	3.9	3.7	2.9	3.3	3.5	
no	4.9	7.8	7.9	12.5	8.1	
yes	23.6	36.4	41.4	46.3	36.3	
YES!	67.7	52.2	47.8	37.8	52.2	
N of Valid	674	696	619	542	2531	
N of Miss	125	99	52	36	312	

Table 221: We argue about the same things in my family over and over.

Response	6	8	10	12	Total	
NO!	38.3	23.8	15.4	13.9	23.5	
no	35.6	37.2	32.7	35.6	35.3	
yes	17.5	28.1	36.6	36.9	29.2	
YES!	8.6	10.9	15.2	13.7	11.9	
N of Valid	674	697	617	540	2528	
N of Miss	125	99	55	38	317	

Table 222: If you drank some beer or wine or liquor (for example, vodka, whiskey, or gin) without your parents' permission, would you be caught by your parents?

Response	6	8	10	12	Total	
NO!	8.1	10.0	11.2	16.5	11.2	
no	6.9	20.5	32.1	41.3	24.2	
yes	12.9	19.2	26.1	24.3	20.3	
YES!	72.2	50.4	30.6	17.8	44.4	
N of Valid	669	693	617	538	2517	
N of Miss	130	102	53	40	325	

Table 223: My family has clear rules about alcohol and drug use.

Response	6	8	10	12	Total	
NO!	6.0	4.8	3.6	4.4	4.7	
no	5.3	10.2	11.4	13.9	10.0	
yes	15.2	22.9	31.9	41.1	27.0	
YES!	73.6	62.0	53.2	40.6	58.3	
N of Valid	666	693	615	540	2514	
N of Miss	131	103	57	38	329	

Table 224: If you carried a handgun without your parents' permission, would you be caught by your parents?

Response	6	8	10	12	Total	
NO!	5.8	6.4	5.9	6.7	6.2	
no	5.1	7.1	14.7	19.8	11.1	
yes	13.2	21.1	25.9	29.1	21.9	
YES!	75.9	65.4	53.5	44.4	60.8	
N of Valid	668	691	613	536	2508	
N of Miss	131	105	59	42	337	

Table 225: If you skipped school would you be caught by your parents?





Response	6	8	10	12	Total	
NO!	6.3	7.1	5.4	10.0	7.1	
no	5.4	11.8	17.2	24.5	14.1	
yes	14.9	22.1	31.4	32.7	24.7	
YES!	73.5	59.0	46.0	32.8	54.1	
N of Valid	671	688	615	539	2513	
N of Miss	126	107	57	39	329	

Table 226: Do you feel very close to your mother?





Response	6	8	10	12	Total	
NO!	6.3	8.9	10.1	11.2	9.0	
no	5.9	14.2	14.7	15.3	12.3	
yes	16.7	26.2	28.6	30.5	25.2	
YES!	71.2	50.7	46.6	43.0	53.5	
N of Valid	666	684	612	537	2499	
N of Miss	130	110	60	40	340	

Table 227: Do you share your thoughts and feelings with your mother?





Response	6	8	10	12	Total	
NO!	12.3	16.7	15.1	13.0	14.3	
no	16.9	23.4	22.7	27.0	22.2	
yes	24.8	27.3	31.5	29.6	28.2	
YES!	46.0	32.6	30.7	30.4	35.3	
N of Valid	669	684	609	537	2499	
N of Miss	130	112	61	41	344	

Table 228: My parents ask me what I think before most family decisions affecting me are made.

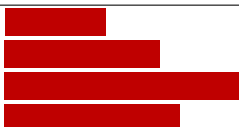
Response	6	8	10	12	Total	
NO!	12.7	14.7	13.7	14.9	14.0	
no	16.4	23.0	27.1	26.5	23.0	
yes	33.1	36.4	38.1	39.6	36.6	
YES!	37.8	25.8	21.1	19.0	26.4	
N of Valid	659	686	612	536	2493	
N of Miss	138	111	59	42	350	

Table 229: Do you share your thoughts and feelings with your father?


Response	6	8	10	12	Total	
NO!	20.5	24.4	23.0	25.6	23.3	
no	21.0	24.8	28.4	28.0	25.4	
yes	23.8	27.0	29.6	28.7	27.2	
YES!	34.7	23.8	19.0	17.7	24.2	
N of Valid	663	681	609	536	2489	
N of Miss	130	114	62	42	348	

Table 230: Do you enjoy spending time with your mother?


Response	6	8	10	12	Total	
NO!	4.2	7.2	7.7	9.0	6.9	
no	3.3	10.8	12.0	11.6	9.2	
yes	24.5	36.9	39.2	41.4	35.1	
YES!	68.0	45.1	41.0	38.0	48.8	
N of Valid	669	678	607	534	2488	
N of Miss	130	116	63	44	353	

Table 231: Do you enjoy spending time with your father?

Response	6	8	10	12	Total
NO!	8.1	11.4	14.3	16.6	12.4
no	4.2	9.8	10.0	10.3	8.5
yes	23.3	33.5	39.4	43.4	34.3
YES!	64.3	45.3	36.2	29.7	44.8
N of Valid	664	675	607	535	2481
N of Miss	135	121	64	43	363

Table 232: If I had a personal problem, I could ask my mom or dad for help.

Response	6	8	10	12	Total
NO!	6.9	9.2	9.6	7.3	8.3
no	6.0	13.9	12.2	13.5	11.3
yes	21.8	30.7	36.4	40.1	31.7
YES!	65.3	46.1	41.8	39.1	48.7
N of Valid	669	683	613	534	2499
N of Miss	127	114	59	44	344

Table 233: Do you feel very close to your father?

Response	6	8	10	12	Total
NO!	10.9	14.9	17.8	18.4	15.3
no	9.4	15.7	18.1	20.1	15.5
yes	18.5	26.7	29.3	31.1	26.1
YES!	61.1	42.7	34.8	30.4	43.1
N of Valid	669	677	607	533	2486
N of Miss	128	119	64	44	355

Table 234: My parents give me lots of chances to do fun things with them.

Response	6	8	10	12	Total	
NO!	5.2	10.0	9.8	8.1	8.3	
no	11.3	16.5	20.0	27.2	18.2	
yes	27.0	33.0	39.7	37.9	34.1	
YES!	56.5	40.4	30.5	26.8	39.4	
N of Valid	674	678	610	533	2495	
N of Miss	122	115	60	45	342	

Table 235: My parents ask if I've gotten my homework done.

Response	6	8	10	12	Total	
NO!	2.5	3.4	4.7	8.1	4.5	
no	2.8	7.7	14.1	23.8	11.4	
yes	21.2	34.1	41.7	41.6	34.1	
YES!	73.5	54.7	39.4	26.6	50.1	
N of Valid	680	671	611	534	2496	
N of Miss	118	125	61	44	348	

Table 236: People in my family have serious arguments.

Response	6	8	10	12	Total	
NO!	40.8	27.9	17.7	17.7	26.7	
no	35.0	45.3	44.9	47.4	42.8	
yes	13.1	18.6	24.4	27.2	20.3	
YES!	11.1	8.2	13.0	7.7	10.1	
N of Valid	674	667	606	530	2477	
N of Miss	125	128	64	46	363	

Table 237: Would your parents know if you did not come home on time?

Response	6	8	10	12	Total
NO!	3.9	3.7	2.1	4.2	3.5
no	7.3	9.6	14.9	16.3	11.7
yes	21.0	34.8	38.3	42.5	33.5
YES!	67.9	51.9	44.7	37.1	51.3
N of Valid	675	670	606	529	2480
N of Miss	125	126	65	48	364

Table 238: It is important to be honest with your parents, even if they become upset or you get punished.

Response	6	8	10	12	Total
NO!	1.9	4.3	3.4	4.3	3.5
no	3.9	9.4	11.5	12.2	9.0
yes	21.2	31.8	38.9	47.3	34.0
YES!	73.0	54.4	46.2	36.2	53.5
N of Valid	673	669	610	531	2483
N of Miss	126	128	62	47	363

Table 239: My parents notice when I am doing a good job and let me know about it.

Response	6	8	10	12	Total
Never or Almost Never	7.7	10.0	9.5	9.4	9.1
Sometimes	20.6	26.7	31.7	32.3	27.5
Often	27.0	29.5	33.3	31.1	30.1
All the time	44.7	33.7	25.5	27.2	33.3
N of Valid	678	667	609	530	2484
N of Miss	120	128	62	48	358

Table 240: How often do your parents tell you they're proud of you for something you've done?





Response	6	8	10	12	Total	
Never or Almost Never	7.7	9.6	11.4	12.5	10.1	
Sometimes	17.2	24.3	29.0	25.5	23.8	
Often	28.4	29.7	33.0	34.2	31.1	
All the time	46.7	36.3	26.6	27.8	35.0	
N of Valid	679	666	606	529	2480	
N of Miss	120	131	66	49	366	

Table 241: How many brothers and sisters, including stepbrothers and stepsisters, do you have that are younger than you?








Response	6	8	10	12	Total	
0	33.5	33.1	33.3	35.5	33.8	
1	32.2	30.7	26.9	28.2	29.6	
2	17.2	16.0	15.3	15.7	16.1	
3	7.3	9.1	11.0	8.1	8.9	
4	4.8	4.7	5.6	4.2	4.8	
5	2.1	2.4	3.0	3.0	2.6	
6 or more	2.8	4.0	4.9	5.3	4.2	
N of Valid	668	658	607	529	2462	
N of Miss	130	137	65	48	380	

Table 242: How many brothers and sisters, including stepbrothers and stepsisters, do you have that are older than you?








Response	6	8	10	12	Total	
0	32.3	32.2	37.7	32.3	33.6	
1	27.5	27.9	25.3	31.5	27.9	
2	14.9	16.1	17.4	17.7	16.4	
3	9.7	12.0	9.2	7.9	9.8	
4	5.9	4.2	4.1	4.7	4.8	
5	3.8	2.7	2.6	3.0	3.1	
6 or more	5.9	4.8	3.6	2.8	4.4	
N of Valid	679	664	608	530	2481	
N of Miss	120	133	64	48	365	

Table 243: Have you changed homes in the past year (the last 12 months)?



Response	6	8	10	12	Total	
No	69.1	73.7	76.0	76.3	73.6	
Yes	30.9	26.3	24.0	23.7	26.4	
N of Valid	673	661	605	528	2467	
N of Miss	127	136	67	50	380	

Table 244: How many times have you changed homes since kindergarten?






Response	6	8	10	12	Total	
Never	30.1	26.4	24.5	26.4	26.9	
1 or 2 times	32.9	35.4	31.5	28.5	32.3	
3 or 4 times	19.8	18.7	20.6	20.2	19.8	
5 or 6 times	9.6	9.4	10.6	11.6	10.2	
7 or more times	7.5	10.2	12.8	13.3	10.8	
N of Valid	665	659	603	526	2453	
N of Miss	135	138	68	51	392	

Table 245: Have you changed schools (including changing from elementary to middle and middle to high school) in the past year?



Response	6	8	10	12	Total	
No	68.1	73.7	78.4	82.1	75.1	
Yes	31.9	26.3	21.6	17.9	24.9	
N of Valid	658	653	598	525	2434	
N of Miss	142	143	74	53	412	

Table 246: How many times have you changed schools since kindergarten (including changing from elementary to middle and middle to high school)?






Response	6	8	10	12	Total	
Never	30.5	28.3	23.4	23.5	26.7	
1 or 2 times	41.8	30.0	21.4	18.2	28.5	
3 or 4 times	16.7	26.3	35.2	33.8	27.5	
5 or 6 times	6.6	8.0	11.0	12.8	9.4	
7 or more times	4.4	7.5	9.0	11.7	7.9	
N of Valid	663	654	602	523	2442	
N of Miss	135	143	70	54	402	

Table 247: Has anyone in your family ever had severe alcohol or drug problems?



Response	6	8	10	12	Total	
No	70.1	64.8	60.8	54.0	62.9	
Yes	29.9	35.2	39.2	46.0	37.1	
N of Valid	666	650	600	526	2442	
N of Miss	133	147	72	52	404	

Table 248: About how many adults (over 21) have you known personally who in the past year have: used marijuana, crack, cocaine, or other drugs?






Response	6	8	10	12	Total	
0	76.0	66.8	51.4	41.8	60.1	
1	12.5	15.0	17.8	16.2	15.3	
2	6.3	7.7	12.1	12.4	9.4	
3-4	2.1	5.0	7.4	11.8	6.3	
5+	3.2	5.5	11.4	17.7	8.9	
N of Valid	666	639	597	524	2426	
N of Miss	131	158	74	54	417	

Table 249: About how many adults (over 21) have you known personally who in the past year have: sold or dealt drugs?






Response	6	8	10	12	Total	
0	85.9	77.7	68.1	55.1	72.7	
1	7.9	10.0	10.1	14.7	10.5	
2	3.3	5.0	10.4	11.1	7.2	
3-4	1.8	4.1	4.7	7.5	4.3	
5+	1.0	3.1	6.7	11.7	5.3	
N of Valid	668	637	596	523	2424	
N of Miss	132	160	76	53	421	

Table 250: About how many adults (over 21) have you known personally who in the past year have: done other things that could get them in trouble with the police, like stealing, selling stolen goods, mugging or assaulting others, etc.?






Response	6	8	10	12	Total	
0	82.0	73.6	61.4	57.3	69.4	
1	9.5	11.8	14.1	13.9	12.2	
2	3.0	6.4	7.9	8.2	6.2	
3-4	2.3	3.9	6.5	8.8	5.2	
5+	3.3	4.2	10.1	11.8	7.1	
N of Valid	666	636	596	525	2423	
N of Miss	134	161	76	52	423	

Table 251: About how many adults (over 21) have you known personally who in the past year have: gotten drunk or high?






Response	6	8	10	12	Total	
0	61.5	47.6	31.3	23.7	42.2	
1	18.8	19.8	16.8	11.3	16.9	
2	8.0	9.9	14.1	14.1	11.3	
3-4	4.5	7.4	12.8	12.8	9.1	
5+	7.2	15.4	25.0	38.2	20.4	
N of Valid	665	637	595	524	2421	
N of Miss	135	160	77	54	426	

Table 252: Have you seen or heard information about underage drinking in the past 12 months from the following sources? Radio



Response	6	8	10	12	Total	
No	55.5	46.8	45.7	45.5	48.7	
Yes	44.5	53.2	54.3	54.5	51.3	
N of Valid	670	631	591	525	2417	
N of Miss	129	166	81	53	429	

Table 253: Have you seen or heard information about underage drinking in the past 12 months from the following sources? TV.



Response	6	8	10	12	Total	
No	30.6	22.3	21.2	20.3	23.9	
Yes	69.4	77.7	78.8	79.7	76.1	
N of Valid	667	627	591	522	2407	
N of Miss	132	169	81	56	438	

Table 254: Have you seen or heard information about underage drinking in the past 12 months from the following sources? Print. This includes information on underage drinking you may have seen in the newspaper, on a billboard, in pamphlets, on stickers, etc.



Response	6	8	10	12	Total	
No	54.0	45.6	43.4	38.2	45.8	
Yes	46.0	54.4	56.6	61.8	54.2	
N of Valid	665	625	592	524	2406	
N of Miss	135	171	80	54	440	

Table 255: Have you seen or heard information about underage drinking in the past 12 months from the following sources? Website or social media? (Facebook, Myspace, website, etc.)



Response	6	8	10	12	Total	
No	61.5	44.7	43.1	40.2	48.0	
Yes	38.5	55.3	56.9	59.8	52.0	
N of Valid	667	624	591	525	2407	
N of Miss	133	172	81	53	439	

Table 256: The next questions ask about your opinions of the information you saw or heard. If you have seen or heard more than one ad, please think about your favorite ad when answering these questions. The information about underage drinking that I saw or heard was convincing.

Response	6	8	10	12	Total	
NO!	25.6	20.0	12.2	13.2	18.1	
no	8.5	12.2	20.5	23.7	15.8	
yes	15.0	28.0	37.8	36.9	28.9	
YES!	27.1	25.9	18.2	14.9	21.9	
I have not seen or heard any ads about underage drinking in the past 12 months.	23.7	13.8	11.3	11.3	15.3	
N of Valid	645	614	584	523	2366	
N of Miss	152	182	87	54	475	

Table 257: The next questions ask about your opinions of the information you saw or heard. If you have seen or heard more than one ad, please think about your favorite ad when answering these questions. The information about underage drinking that I saw or heard grabbed my attention.

Response	6	8	10	12	Total	
NO!	23.0	15.5	11.5	12.0	15.8	
no	9.0	18.8	25.2	26.7	19.4	
yes	17.3	27.9	33.8	34.9	28.0	
YES!	28.1	23.4	17.8	15.5	21.5	
I have not seen or heard any ads about underage drinking in the past 12 months.	22.7	14.4	11.7	10.9	15.2	
N of Valid	648	612	583	524	2367	
N of Miss	152	184	88	54	478	

Table 258: The next questions ask about your opinions of the information you saw or heard. If you have seen or heard more than one ad, please think about your favorite ad when answering these questions. The information about underage drinking that I saw or heard said something important to me.

Response	6	8	10	12	Total	
NO!	20.1	17.0	12.8	13.6	16.1	
no	10.5	19.8	26.8	27.6	20.7	
yes	16.1	23.0	32.3	33.0	25.6	
YES!	29.6	25.3	16.8	14.2	21.9	
I have not seen or heard any ads about underage drinking in the past 12 months.	23.7	14.9	11.3	11.7	15.7	
N of Valid	646	612	585	522	2365	
N of Miss	154	184	86	55	479	

Table 259: The next questions ask about your opinions of the information you saw or heard. If you have seen or heard more than one ad, please think about your favorite ad when answering these questions. Seeing or hearing this information about underage drinking made me want to stop or decrease my drinking.










Response	6	8	10	12	Total	
NO!	21.1	19.8	17.2	19.8	19.5	
no	5.2	11.2	23.1	28.9	16.7	
yes	6.8	15.7	21.0	22.1	16.2	
YES!	28.2	24.7	20.3	15.3	22.3	
I have not seen or heard any ads about underage drinking in the past 12 months.	38.6	28.6	18.4	14.0	25.2	
N of Valid	577	587	571	516	2251	
N of Miss	223	208	101	62	594	

Table 260: How honest were you in filling out this survey?

Response	6	8	10	12	Total	
I was very honest	85.7	81.9	79.6	83.2	82.7	
I was honest pretty much of the time	11.8	14.4	16.9	13.8	14.2	
I was honest some of the time	2.2	2.9	3.2	2.5	2.7	
I was honest once in a while	0.3	0.8	0.3	0.6	0.5	
I was not honest at all	0.0	0.0	0.0	0.0	0.0	
N of Valid	672	626	597	529	2424	
N of Miss	128	169	75	49	421	