

2011 APNA

Arkansas Prevention Needs Assessment Student Survey



White County Tables

**Arkansas Department of Human Services
Division of Behavioral Health Services**

Conducted by International Survey Associates dba Pride Surveys

Contents

1	INTRODUCTION	11
2	PERCENTAGE TABLES	16

List of Tables

1	Sex	17
2	Age	17
3	Are you Hispanic or Latino?	17
4	What is your race? Black or African American	18
5	What is your race? Asian	18
6	What is your race? American Indian	18
7	What is your race? Alaska Native	18
8	What is your race? White	19
9	What is your race? Native Hawaiian or Other Pacific Islander	19
10	What is your race? Other	19
11	What is the highest level of schooling completed by your mother or father?	20
12	Think of where you live most of the time. Which of the following people live there with you? Mother	20
13	Think of where you live most of the time. Which of the following people live there with you? Stepmother	20
14	Think of where you live most of the time. Which of the following people live there with you? Foster Mother	21
15	Think of where you live most of the time. Which of the following people live there with you? Grandmother	21
16	Think of where you live most of the time. Which of the following people live there with you? Aunt	21
17	Think of where you live most of the time. Which of the following people live there with you? Father	21
18	Think of where you live most of the time. Which of the following people live there with you? Stepfather	22
19	Think of where you live most of the time. Which of the following people live there with you? Foster Father	22
20	Think of where you live most of the time. Which of the following people live there with you? Grandfather	22
21	Think of where you live most of the time. Which of the following people live there with you? Uncle	22
22	Think of where you live most of the time. Which of the following people live there with you? Other Adults	23
23	Think of where you live most of the time. Which of the following people live there with you? Brother(s)	23
24	Think of where you live most of the time. Which of the following people live there with you? Stepbrother(s)	23
25	Think of where you live most of the time. Which of the following people live there with you? Sister(s)	23
26	Think of where you live most of the time. Which of the following people live there with you? Stepsister(s)	24

27	Think of where you live most of the time. Which of the following people live there with you? Other Children	24
28	In my school, students have lots of chances to help decide things like class activities and rules.	24
29	Teachers ask me to work on special classroom projects.	24
30	My teacher(s) notices when I am doing a good job and lets me know about it.	25
31	There are lots of chances for students in my school to get involved in sports, clubs, and other school activities outside of class.	25
32	There are lots of chances for students in my school to talk with a teacher one-on-one.	25
33	I feel safe at my school.	26
34	The school lets my parents know when I have done something well.	26
35	My teachers praise me when I work hard in school.	26
36	Are your school grades better than the grades of most students in your class?	27
37	I have lots of chances to be part of class discussions or activities.	27
38	Now thinking back over the past year in school, how often did you: enjoy being in school?	27
39	Now thinking back over the past year in school, how often did you: hate being in school?	28
40	Now thinking back over the past year in school, how often did you: try to do your best work in school?	28
41	How often do you feel that the school work you are assigned is meaningful and important?	28
42	Putting them all together, what were your grades like last year?	29
43	How important do you think the things you are learning in school are going to be for your later life?	29
44	How interesting are most of your courses to you?	29
45	During the LAST FOUR WEEKS how many whole days of school have you missed because you skipped or 'cut'?	30
46	What are the chances you would be seen as cool if you: smoked cigarettes?	30
47	What are the chances you would be seen as cool if you: worked hard at school?	30
48	What are the chances you would be seen as cool if you: began drinking alcoholic beverages regularly, that is, at least once or twice a month?	31
49	What are the chances you would be seen as cool if you: defended someone who was being verbally abused at school?	31
50	What are the chances you would be seen as cool if you: smoked marijuana?	31
51	What are the chances you would be seen as cool if you: carried a handgun?	32

52	What are the chances you would be seen as cool if you: regularly volunteered to do community service?	32
53	Think of your four best friends (the friends you feel closest to). In the past year (12 months), how many of your best friends have: participated in clubs, organizations or activities at school?	32
54	Think of your four best friends (the friends you feel closest to). In the past year (12 months), how many of your best friends have: smoked cigarettes?	33
55	Think of your four best friends (the friends you feel closest to). In the past year (12 months), how many of your best friends have: tried beer, wine or hard liquor (for example, vodka, whiskey, or gin) when their parents didn't know about it?	33
56	Think of your four best friends (the friends you feel closest to). In the past year (12 months), how many of your best friends have: made a commitment to stay drug-free?	33
57	Think of your four best friends (the friends you feel closest to). In the past year (12 months), how many of your best friends have: used marijuana?	34
58	Think of your four best friends (the friends you feel closest to). In the past year (12 months), how many of your best friends have: tried to do well in school?	34
59	Think of your four best friends (the friends you feel closest to). In the past year (12 months), how many of your best friends have: used LSD, cocaine, amphetamines, or other illegal drugs?	34
60	Think of your four best friends (the friends you feel closest to). In the past year (12 months), how many of your best friends have: been suspended from school?	35
61	Think of your four best friends (the friends you feel closest to). In the past year (12 months), how many of your best friends have: liked school?	35
62	Think of your four best friends (the friends you feel closest to). In the past year (12 months), how many of your best friends have: carried a handgun?	35
63	Think of your four best friends (the friends you feel closest to). In the past year (12 months), how many of your best friends have: sold illegal drugs?	36
64	Think of your four best friends (the friends you feel closest to). In the past year (12 months), how many of your best friends have: regularly attended religious services?	36
65	Think of your four best friends (the friends you feel closest to). In the past year (12 months), how many of your best friends have: stolen or tried to steal a motor vehicle such as a car or motorcycle?	36
66	Think of your four best friends (the friends you feel closest to). In the past year (12 months), how many of your best friends have: been arrested?	37

67	Think of your four best friends (the friends you feel closest to). In the past year (12 months), how many of your best friends have: dropped out of school?	37
68	Think of your four best friends (the friends you feel closest to). In the past year (12 months), how many of your best friends have: been members of a gang?	37
69	How old were you when you first: smoked marijuana?	38
70	How old were you when you first: smoked a cigarette, even just a puff?	38
71	How old were you when you first: had more than a sip or two of beer, wine or hard liquor (for example, vodka, whiskey, or gin)? . . .	39
72	How old were you when you first: began drinking alcoholic beverages regularly, that is, at least once or twice a month?	39
73	How old were you when you first: used phenoxydine (pox, px, breeze)?	40
74	How old were you when you first: got suspended from school? . . .	40
75	How old were you when you first: got arrested?	41
76	How old were you when you first: carried a handgun?	41
77	How old were you when you first: attacked someone with the idea of seriously hurting them?	42
78	How old were you when you first: belonged to a gang?	42
79	How wrong do you think it is for someone your age to: take a handgun to school?	43
80	How wrong do you think it is for someone your age to: steal anything worth more than \$5?	43
81	How wrong do you think it is for someone your age to: pick a fight with someone?	43
82	How wrong do you think it is for someone your age to: attack someone with the idea of seriously hurting them?	44
83	How wrong do you think it is for someone your age to: stay away from school all day when their parents think they are at school? . .	44
84	How wrong do you think it is for someone your age to: drink beer, wine or hard liquor (for example, vodka, whiskey, or gin) regularly? .	44
85	How wrong do you think it is for someone your age to: smoke cigarettes?	45
86	How wrong do you think it is for someone your age to: smoke marijuana?	45
87	How wrong do you think it is for someone your age to: use LSD, cocaine, amphetamines or another illegal drug?	45
88	At school during the past 12 months, did you receive help from the resource teacher, speech therapist or other special education teacher?	46
89	How many times in the past year (12 months) have you: been suspended from school?	46
90	How many times in the past year (12 months) have you: carried a handgun?	46

91	How many times in the past year (12 months) have you: sold illegal drugs?	47
92	How many times in the past year (12 months) have you: stolen or tried to steal a motor vehicle such as a car or motorcycle?	47
93	How many times in the past year (12 months) have you: participated in clubs, organizations or activities at school?	48
94	How many times in the past year (12 months) have you: been arrested?	48
95	How many times in the past year (12 months) have you: done extra work on your own for school?	49
96	How many times in the past year (12 months) have you: attacked someone with the idea of seriously hurting them?	49
97	How many times in the past year (12 months) have you: been drunk or high at school?	50
98	How many times in the past year (12 months) have you: volunteered to do community service?	50
99	How many times in the past year (12 months) have you: taken a handgun to school?	51
100	Are you currently on probation, or assigned a probation officer with Juvenile Court?	51
101	Have you ever belonged to a gang?	51
102	If you have ever belonged to a gang, did that gang have a name? . .	52
103	How many times have you done the following things? done what feels good no matter what.	52
104	How many times have you done the following things? done something dangerous because someone dared you to do it.	52
105	How many times have you done the following things? done crazy things even if they are a little dangerous.	53
106	You're looking at CD's in a music store with a friend. You look up and see her slip a CD under her coat. She smiles and says 'Which one do you want? Go ahead, take it while nobody's around.' There is nobody in sight, no employees and no other customers. What would you do now?	53
107	You are visiting another part of town, and you don't know any of the people your age there. You are walking down the street, and some teenager you don't know is walking toward you. He is about your size, and as he is about to pass you, he deliberately bumps into you and you almost lose your balance. What would you say or do? .	53
108	You are at a party at someone's house, and one of your friends offers you a drink containing alcohol. What would you say or do?	54
109	It's 8:00 on a weeknight and you are about to go over to a friend's home when your mother asks you where you are going. You say 'Oh, just going to go hang out with some friends.' She says, 'No, you'll just get into trouble if you go out. Stay home tonight.' What would you do now?	54
110	How often do you attend religious services or activities?	54

111	I do the opposite of what people tell me, just to get them mad. . .	55
112	I like to see how much I can get away with.	55
113	I ignore rules that get in my way.	55
114	I think sometimes it's okay to cheat at school.	56
115	It is important to think before you act.	56
116	Sometimes I think that life is not worth it.	56
117	At times I think I am no good at all.	57
118	All in all, I am inclined to think that I am a failure.	57
119	In the past year, have you felt depressed or sad MOST days, even if you felt okay sometimes?	57
120	It is all right to beat up people if they start the fight.	58
121	I think it is okay to take something without asking if you can get away with it.	58
122	Sometimes we don't know what we will do as adults, but we may have an idea. Please answer how true these statements may be for you. WHEN I AM AN ADULT I WILL: smoke cigarettes.	58
123	Sometimes we don't know what we will do as adults, but we may have an idea. Please answer how true these statements may be for you. WHEN I AM AN ADULT I WILL: drink beer, wine, or liquor.	59
124	Sometimes we don't know what we will do as adults, but we may have an idea. Please answer how true these statements may be for you. WHEN I AM AN ADULT I WILL: smoke marijuana.	59
125	Sometimes we don't know what we will do as adults, but we may have an idea. Please answer how true these statements may be for you. WHEN I AM AN ADULT I WILL: use LSD, cocaine, amphetamines or another illegal drug.	59
126	How much do you think people risk harming themselves (physically or in other ways) if they: smoked one or more packs of cigarettes per day?	60
127	How much do you think people risk harming themselves (physically or in other ways) if they: try marijuana once or twice?	60
128	How much do you think people risk harming themselves (physically or in other ways) if they: smoke marijuana regularly?	60
129	How much do you think people risk harming themselves (physically or in other ways) if they: take one or two drinks of an alcoholic beverage (beer, wine, liquor) nearly every day?	61
130	How much do you think people risk harming themselves (physically or in other ways) if they: have five or more drinks once or twice each weekend?	61
131	Have you ever used smokeless tobacco (chew, snuff, plug, dipping tobacco, or chewing tobacco)?	61
132	How often have you taken smokeless tobacco during the past 30 days?	62
133	Have you ever smoked cigarettes?	62
134	How frequently have you smoked cigarettes during the past 30 days?	62

135	Which statement best describes rules about smoking inside your home?	63
136	Which statement best describes rules about smoking in your family cars?	63
137	During this school year, were you taught in any of your classes about the dangers of tobacco use?	64
138	During the past 12 months, have you participated in any community activities to discourage people your age from using cigarettes, chewing tobacco, snuff, dip or cigars?	64
139	On how many occasions have you had alcoholic beverages (beer, wine or hard liquor) to drink in your lifetime - more than just a few sips?	64
140	On how many occasions have you had beer, wine or hard liquor to drink during the past 30 days?	65
141	On how many occasions have you used marijuana (grass, pot) or hashish (hash, hash oil) in your lifetime?	65
142	On how many occasions have you used marijuana (grass, pot) or hashish (hash, hash oil) during the past 30 days?	65
143	On how many occasions have you used LSD or other psychedelics in your lifetime?	66
144	On how many occasions have you used LSD or other psychedelics during the past 30 days?	66
145	On how many occasions have you used cocaine or crack in your lifetime?	66
146	On how many occasions have you used cocaine or crack during the past 30 days?	67
147	On how many occasions have you sniffed glue, breathed the contents of an aerosol spray can, or inhaled other gases or sprays, in order to get high in your lifetime?	67
148	On how many occasions have you sniffed glue, breathed the contents of an aerosol spray can, or inhaled other gases or sprays, in order to get high during the past 30 days?	68
149	On how many occasions have you used phenoxydine (pox, px, breeze) in your lifetime?	68
150	On how many occasions have you used phenoxydine (pox, px, breeze) during the past 30 days?	69
151	On how many occasions have you used sedatives (tranquilizers, such as Valium or Xanax, barbiturates, or sleeping pills) without a doctor telling you to take them, in your lifetime?	69
152	On how many occasions have you used sedatives (tranquilizers, such as Valium or Xanax, barbiturates, or sleeping pills) without a doctor telling you to take them, during the past 30 days?	70
153	On how many occasions have you used methamphetamines (meth, speed, crank, crystal meth) in your lifetime?	70

154	On how many occasions have you used methamphetamines (meth, speed, crank, crystal meth) in the past 30 days?	71
155	On how many occasions have you used stimulants, other than Methamphetamines (such as amphetamines, Ritalin or Dexedrine) without a doctor telling you to take them, in your lifetime?	71
156	On how many occasions have you used stimulants, other than Methamphetamines (such as amphetamines, Ritalin or Dexedrine) without a doctor telling you to take them, during the past 30 days?	72
157	On how many occasions have you used heroin or other opiates in your lifetime?	72
158	On how many occasions have you used heroin or other opiates during the past 30 days?	73
159	On how many occasions have you used MDMA ('X', 'E', or ecstasy) in your lifetime?	73
160	On how many occasions have you used MDMA ('X', 'E', or ecstasy) during the past 30 days?	73
161	On how many occasions have you taken prescription drugs (such as Valium, Xanax, Ritalin, Adderall, OxyContin, Darvocet, or sleeping pills) on your own-that is, without a doctor telling you to take them in your lifetime?	74
162	On how many occasions have you taken prescription drugs (such as Valium, Xanax, Ritalin, Adderall, OxyContin, Darvocet, or sleeping pills) on your own-that is, without a doctor telling you to take them during the past 30 days?	74
163	On how many occasions have you taken non-prescription medicines such as diet pills (for example, Dietac, Dexatrim or Prolamine), stay-awake pills (for example No-Doz, Vivarin, or Wake), or cough or cold medicines (robos, DXM, etc.) to get high in your lifetime?	75
164	On how many occasions have you taken non-prescription medicines such as diet pills (for example, Dietac, Dexatrim or Prolamine), stay-awake pills (for example No-Doz, Vivarin, or Wake), or cough or cold medicines (robos, DXM, etc.) to get high during the past 30 days?	75
165	On how many occasions have you been drunk or very high from drinking alcoholic beverages during the past 30 days?	76
166	On how many occasions have you drunk flavored alcoholic beverages, sometimes called 'alcopops' (like Mike's Hard Lemonade, Smirnoff Ice, Bacardi Breezers, etc.) in your lifetime?	76
167	On how many occasions have you drunk flavored alcoholic beverages, sometimes called 'alcopops' (like Mike's Hard Lemonade, Smirnoff Ice, Bacardi Breezers, etc.) during the past 30 days?	77
168	Think back over the last two weeks. How many times have you had five or more alcoholic drinks in a row?	77
169	During the past 30 days, how many times did you ride in a car or other vehicle driven by someone who had been drinking alcohol?	77

170	During the past 30 days, how many times did you drive a car or other vehicle when you had been drinking alcohol?	78
171	If you drank alcohol (not just a sip or taste) in the past year, how did you usually get it?	78
172	If you drank alcohol (not just a sip or taste) in the past year, where did you usually drink it?	79
173	During the last month, about how many marijuana cigarettes, or the equivalent, did you smoke a day, on the average?	79
174	How wrong would most adults (over 21) in your neighborhood think it is for kids your age: to use marijuana?	80
175	How wrong would most adults (over 21) in your neighborhood think it is for kids your age: to drink alcohol?	80
176	How wrong would most adults (over 21) in your neighborhood think it is for kids your age: to smoke cigarettes?	80
177	How much do each of the following statements describe your neighborhood? crime and/or drug selling	81
178	How much do each of the following statements describe your neighborhood? fights	81
179	How much do each of the following statements describe your neighborhood? lots of empty or abandoned buildings	81
180	How much do each of the following statements describe your neighborhood? lots of graffiti	82
181	If I had to move, I would miss the neighborhood I now live in.	82
182	My neighbors notice when I am doing a good job and let me know about it.	82
183	I like my neighborhood.	83
184	There are lots of adults in my neighborhood I could talk to about something important.	83
185	I'd like to get out of my neighborhood.	83
186	There are people in my neighborhood who are proud of me when I do something well.	84
187	There are people in my neighborhood who encourage me to do my best.	84
188	I feel safe in my neighborhood.	84
189	Which of the following activities for people your age are available in your community? sports teams?	85
190	Which of the following activities for people your age are available in your community? scouting?	85
191	Which of the following activities for people your age are available in your community? boys and girls clubs?	85
192	Which of the following activities for people your age are available in your community? 4-H clubs?	85
193	Which of the following activities for people your age are available in your community? service clubs?	86

194	If a kid smoked marijuana in your neighborhood would he or she be caught by the police?	86
195	If a kid drank some beer, wine or hard liquor (for example, vodka, whiskey, or gin) in your neighborhood would he or she be caught by the police?	86
196	If a kid carried a handgun in your neighborhood would he or she be caught by the police?	87
197	If you wanted to get some cigarettes, how easy would it be for you to get some?	87
198	If you wanted to get some beer, wine or hard liquor (for example, vodka, whiskey, or gin), how easy would it be for you to get some?	87
199	If you wanted to get a drug like cocaine, LSD, or amphetamines, how easy would it be for you to get some?	88
200	If you wanted to get a handgun, how easy would it be for you to get one?	88
201	If you wanted to get some marijuana, how easy would it be for you to get some?	88
202	During the past 12 months, have you participated in any alcohol prevention programs or seen any alcohol prevention messages in your school or community? Yes, a school-based program focused on preventing underage drinking and/or drinking and driving.	89
203	During the past 12 months, have you participated in any alcohol prevention programs or seen any alcohol prevention messages in your school or community? Yes, a community-based program focused on preventing underage drinking and/or drinking and driving (for example, through your church or temple or through youth groups like Boys and Girls Club or 4-H).	89
204	During the past 12 months, have you participated in any alcohol prevention programs or seen any alcohol prevention messages in your school or community? Yes, a media campaign addressing underage drinking and/or drinking and driving (for example, newspaper ads, posters, pamphlets, radio, TV).	89
205	During the past 12 months, have you participated in any alcohol prevention programs or seen any alcohol prevention messages in your school or community? No	89
206	How wrong do your parents feel it would be for YOU to: drink beer, wine or hard liquor (for example, vodka, whiskey or gin) regularly?	90
207	How wrong do your parents feel it would be for YOU to: smoke cigarettes?	90
208	How wrong do your parents feel it would be for YOU to: smoke marijuana?	90
209	How wrong do your parents feel it would be for YOU to: steal something worth more than \$5?	91

210	How wrong do your parents feel it would be for YOU to: draw graffiti, write things, or draw pictures on buildings or other property (without the owner's permission)?	91
211	How wrong do your parents feel it would be for YOU to: pick a fight with someone?	91
212	During the past 12 months, have you talked with at least one of your parents about the dangers of underage drinking and/or drinking and driving? By parents, we mean either your biological parents, adoptive parents, stepparents, or adult guardians - whether or not they live with you.	92
213	Have any of your brothers or sisters ever: drunk beer, wine or hard liquor (for example, vodka, whiskey or gin)?	92
214	Have any of your brothers or sisters ever: smoked marijuana?	92
215	Have any of your brothers or sisters ever: smoked cigarettes?	92
216	Have any of your brothers or sisters ever: taken a handgun to school?	93
217	Have any of your brothers or sisters ever: been suspended or expelled from school?	93
218	The rules in my family are clear.	93
219	People in my family often insult or yell at each other.	94
220	When I am not at home, one of my parents knows where I am and who I am with.	94
221	We argue about the same things in my family over and over.	94
222	If you drank some beer or wine or liquor (for example, vodka, whiskey, or gin) without your parents' permission, would you be caught by your parents?	95
223	My family has clear rules about alcohol and drug use.	95
224	If you carried a handgun without your parents' permission, would you be caught by your parents?	95
225	If you skipped school would you be caught by your parents?	96
226	Do you feel very close to your mother?	96
227	Do you share your thoughts and feelings with your mother?	96
228	My parents ask me what I think before most family decisions affecting me are made.	97
229	Do you share your thoughts and feelings with your father?	97
230	Do you enjoy spending time with your mother?	97
231	Do you enjoy spending time with your father?	98
232	If I had a personal problem, I could ask my mom or dad for help.	98
233	Do you feel very close to your father?	98
234	My parents give me lots of chances to do fun things with them.	99
235	My parents ask if I've gotten my homework done.	99
236	People in my family have serious arguments.	99
237	Would your parents know if you did not come home on time?	100
238	It is important to be honest with your parents, even if they become upset or you get punished.	100

239	My parents notice when I am doing a good job and let me know about it.	100
240	How often do your parents tell you they're proud of you for something you've done?	101
241	How many brothers and sisters, including stepbrothers and sisters, do you have that are younger than you?	101
242	How many brothers and sisters, including stepbrothers and sisters, do you have that are older than you?	101
243	Have you changed homes in the past year (the last 12 months)?	102
244	How many times have you changed homes since kindergarten?	102
245	Have you changed schools (including changing from elementary to middle and middle to high school) in the past year?	102
246	How many times have you changed schools since kindergarten (including changing from elementary to middle and middle to high school)?	103
247	Has anyone in your family ever had severe alcohol or drug problems?	103
248	About how many adults (over 21) have you known personally who in the past year have: used marijuana, crack, cocaine, or other drugs?	103
249	About how many adults (over 21) have you known personally who in the past year have: sold or dealt drugs?	104
250	About how many adults (over 21) have you known personally who in the past year have: done other things that could get them in trouble with the police, like stealing, selling stolen goods, mugging or assaulting others, etc.?	104
251	About how many adults (over 21) have you known personally who in the past year have: gotten drunk or high?	104
252	Have you seen or heard information about underage drinking in the past 12 months from the following sources? Radio	105
253	Have you seen or heard information about underage drinking in the past 12 months from the following sources? TV.	105
254	Have you seen or heard information about underage drinking in the past 12 months from the following sources? Print. This includes information on underage drinking you may have seen in the newspaper, on a billboard, in pamphlets, on stickers, etc.	105
255	Have you seen or heard information about underage drinking in the past 12 months from the following sources? Website or social media? (Facebook, Myspace, website, etc.)	105
256	The next questions ask about your opinions of the information you saw or heard. If you have seen or heard more than one ad, please think about your favorite ad when answering these questions. The information about underage drinking that I saw or heard was convincing.	106

257	The next questions ask about your opinions of the information you saw or heard. If you have seen or heard more than one ad, please think about your favorite ad when answering these questions. The information about underage drinking that I saw or heard grabbed my attention.	106
258	The next questions ask about your opinions of the information you saw or heard. If you have seen or heard more than one ad, please think about your favorite ad when answering these questions. The information about underage drinking that I saw or heard said something important to me.	106
259	The next questions ask about your opinions of the information you saw or heard. If you have seen or heard more than one ad, please think about your favorite ad when answering these questions. Seeing or hearing this information about underage drinking made me want to stop or decrease my drinking.	107
260	How honest were you in filling out this survey?	107

List of Figures

1	Grade Chart	12
2	Gender Chart	13
3	Age Chart	14
4	Ethnic Origin Chart	15

1 INTRODUCTION

This report was generated from data collected on the *2011 Arkansas Prevention Needs Assessment Student Survey*. This report contains basic frequency tables of all data collected and graphs on the selected demographic variables of grade, gender, age and ethnic origin. The graph on ethnic origin is represented as a bar chart rather than as a pie chart. This is because students were allowed to mark more than one response for ethnic origin as opposed to being allowed to mark only one response. The bars represent the percent of students who marked each of the ethnic categories.

Questions regarding the information found in this report can be directed to:

Pride Surveys

160 Vanderbilt Court
Bowling Green, KY 42103
1-800-279-6361
www.pridesurveys.com

Grade Chart

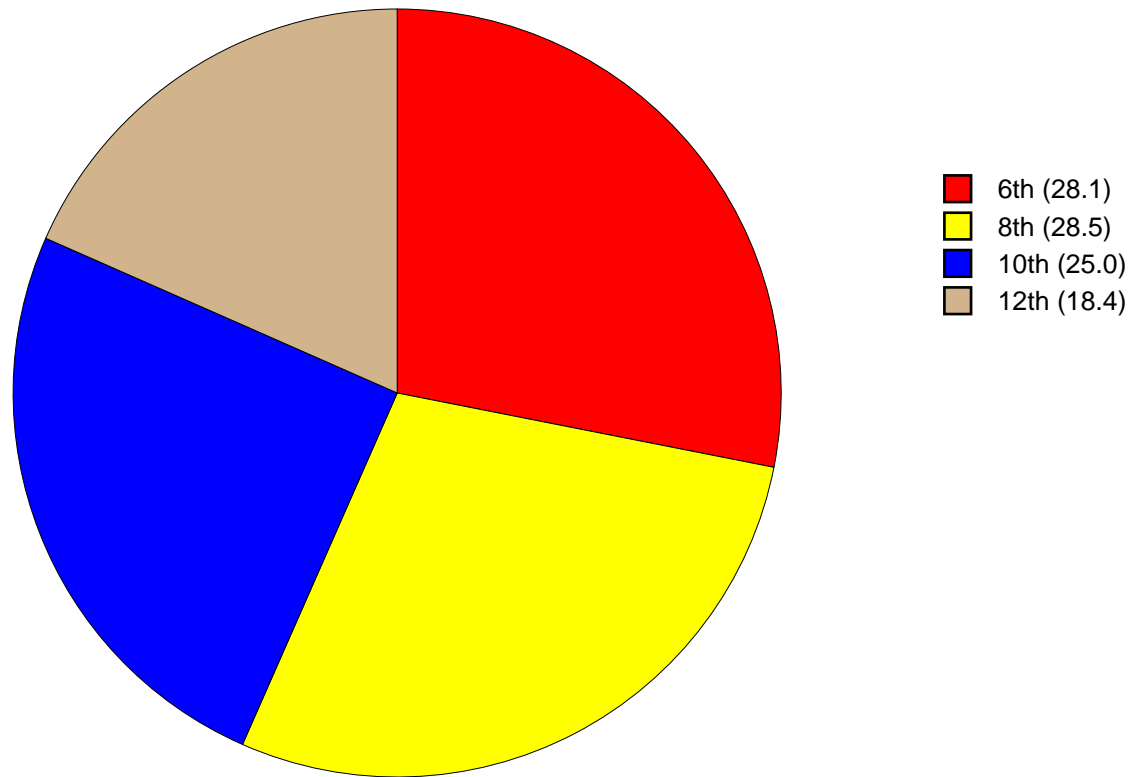


Figure 1: Grade Chart

Gender Chart

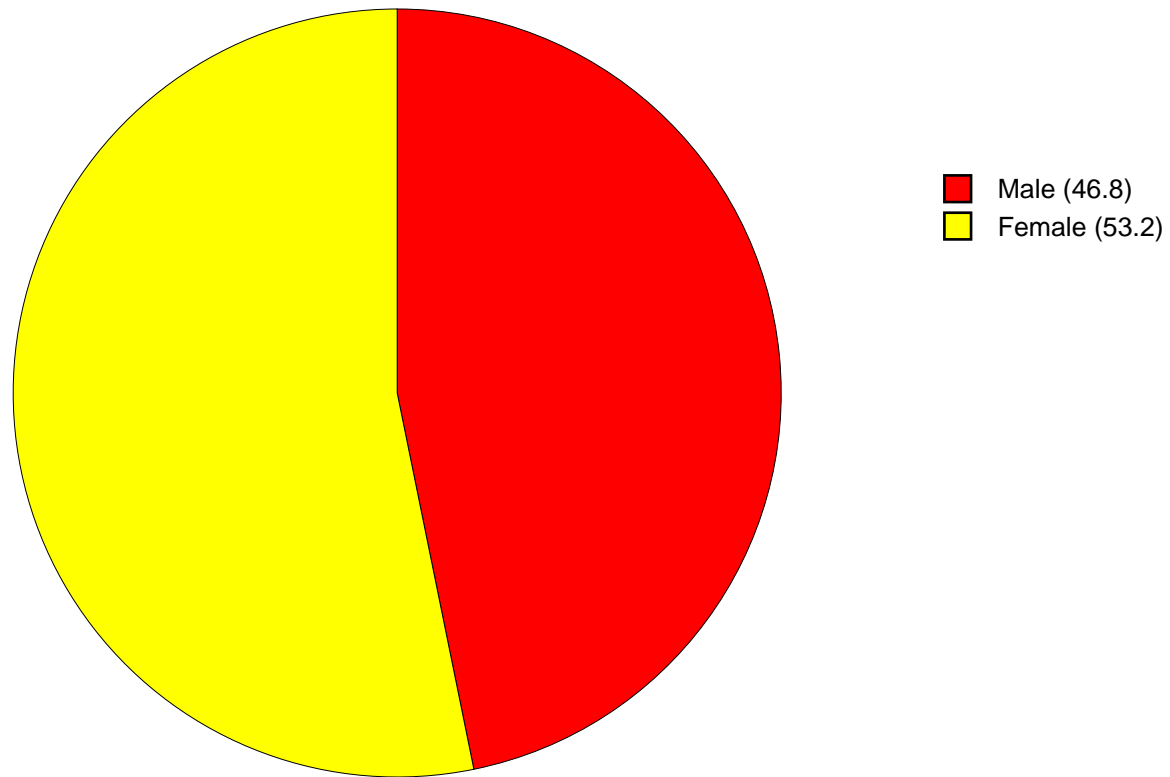


Figure 2: Gender Chart

Age Chart

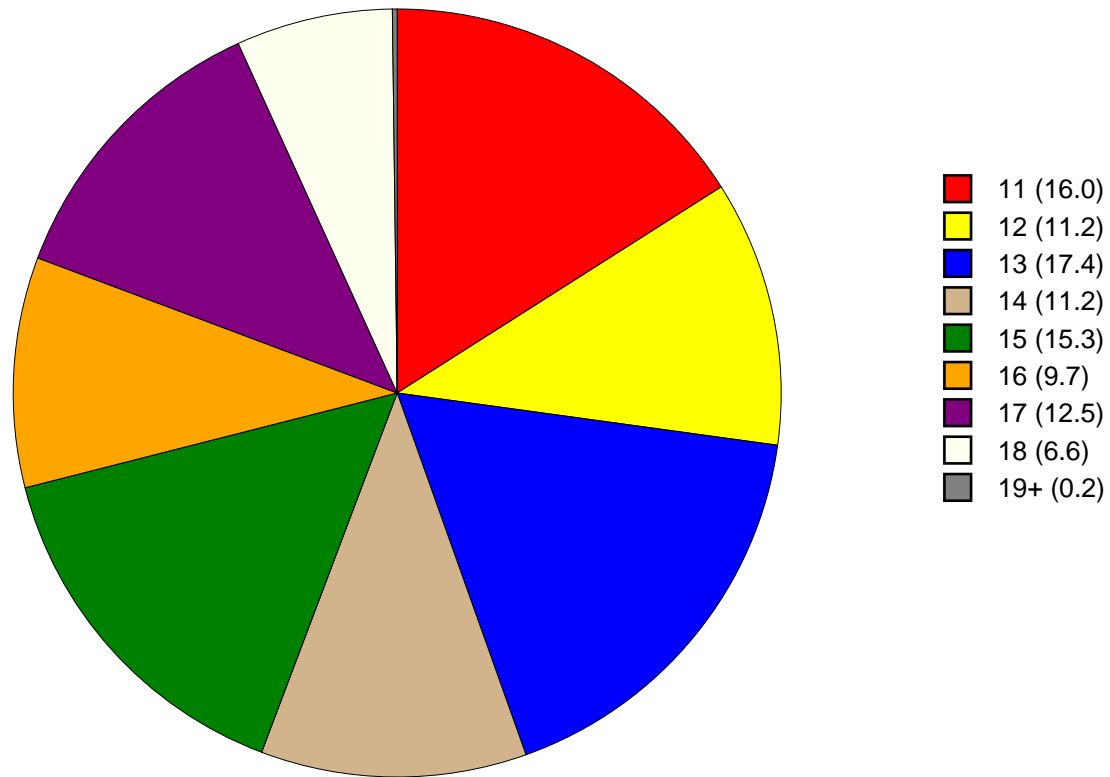


Figure 3: Age Chart

Ethnic Origin Chart

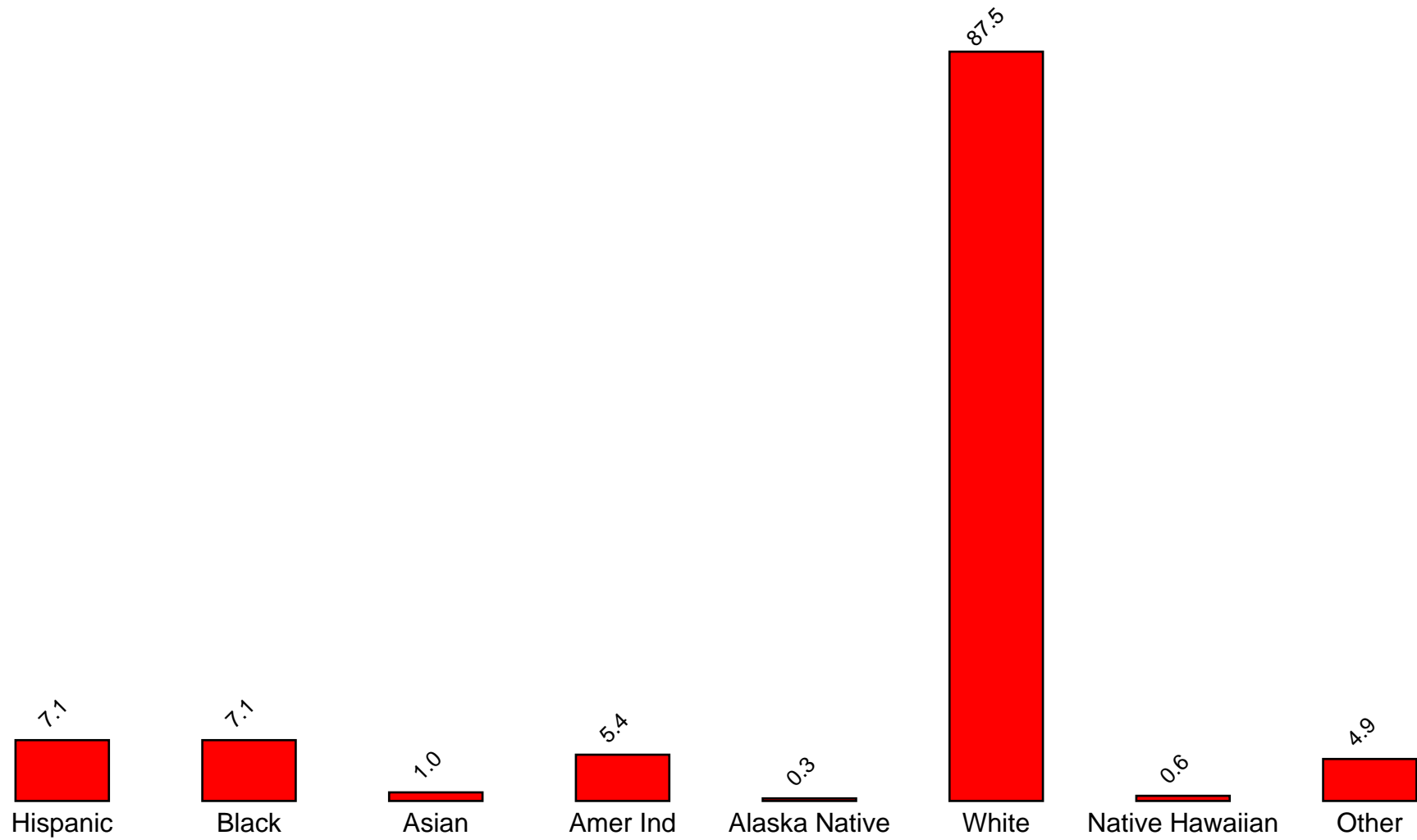


Figure 4: Ethnic Origin Chart

2 PERCENTAGE TABLES

The following tables contain frequency distribution detailing how your students responded to each question on the survey. The tables appear in the same order as the questions on the survey. The tables include breakdowns by grade level as well as overall percentages. The *N of Valid* row is a frequency count of the number of valid responses to each question for each grade and overall. The *N of Miss* row is a frequency count of the number of invalid (marked more than one response) or missing (i.e. did not respond) responses to each question for each grade and overall.

For the questions that allowed more than one response (i.e. race, live with, etc.) each response becomes a separate table. If a student did not mark the response, that was counted as a NO response, and if they did mark the response, that was counted as a YES response. Since a non response is a valid response for these questions, the *N of Miss* will always be zero for these questions.

Table 1: Sex



Response	6	8	10	12	Total	
Male	47.9	47.2	45.9	45.7	46.8	
Female	52.1	52.8	54.1	54.3	53.2	
N of Valid	831	837	740	543	2951	
N of Miss	5	10	4	4	23	

Table 2: Age










Response	6	8	10	12	Total	
10 or younger	0.0	0.0	0.0	0.0	0.0	
11	56.7	0.0	0.0	0.0	16.0	
12	39.6	0.1	0.0	0.0	11.2	
13	3.6	57.7	0.0	0.0	17.4	
14	0.1	39.2	0.0	0.0	11.2	
15	0.0	2.8	57.8	0.0	15.3	
16	0.0	0.1	37.9	0.7	9.7	
17	0.0	0.0	4.3	62.3	12.5	
18	0.0	0.0	0.0	36.0	6.6	
19 or older	0.0	0.0	0.0	0.9	0.2	
N of Valid	834	844	741	544	2963	
N of Miss	2	3	3	3	11	

Table 3: Are you Hispanic or Latino?



Response	6	8	10	12	Total	
No	92.5	92.7	93.1	93.3	92.9	
Yes	7.5	7.3	6.9	6.7	7.1	
N of Valid	760	823	727	537	2847	
N of Miss	76	24	17	10	127	

Table 4: What is your race? Black or African American



Response	6	8	10	12	Total	
No	92.7	92.8	92.7	93.4	92.9	
Yes	7.3	7.2	7.3	6.6	7.1	
N of Valid	836	847	744	547	2974	
N of Miss	0	0	0	0	0	

Table 5: What is your race? Asian



Response	6	8	10	12	Total	
No	98.9	98.9	99.2	98.9	99.0	
Yes	1.1	1.1	0.8	1.1	1.0	
N of Valid	836	847	744	547	2974	
N of Miss	0	0	0	0	0	

Table 6: What is your race? American Indian



Response	6	8	10	12	Total	
No	91.9	95.4	94.9	97.1	94.6	
Yes	8.1	4.6	5.1	2.9	5.4	
N of Valid	836	847	744	547	2974	
N of Miss	0	0	0	0	0	

Table 7: What is your race? Alaska Native



Response	6	8	10	12	Total	
No	99.9	99.9	99.3	99.8	99.7	
Yes	0.1	0.1	0.7	0.2	0.3	
N of Valid	836	847	744	547	2974	
N of Miss	0	0	0	0	0	

Table 8: What is your race? White



Response	6	8	10	12	Total	
No	13.9	11.8	12.9	11.2	12.5	
Yes	86.1	88.2	87.1	88.8	87.5	
N of Valid	836	847	744	547	2974	
N of Miss	0	0	0	0	0	

Table 9: What is your race? Native Hawaiian or Other Pacific Islander



Response	6	8	10	12	Total	
No	99.6	99.8	98.9	99.3	99.4	
Yes	0.4	0.2	1.1	0.7	0.6	
N of Valid	836	847	744	547	2974	
N of Miss	0	0	0	0	0	

Table 10: What is your race? Other



Response	6	8	10	12	Total	
No	94.3	95.6	94.2	96.5	95.1	
Yes	5.7	4.4	5.8	3.5	4.9	
N of Valid	836	847	744	547	2974	
N of Miss	0	0	0	0	0	

Table 11: What is the highest level of schooling completed by your mother or father?

Response	6	8	10	12	Total
Completed grade school or less	3.8	2.8	1.1	1.7	2.4
Some high school	4.6	5.5	7.7	12.7	7.1
Completed high school	13.5	20.3	21.3	25.0	19.6
Some college	12.0	14.4	20.5	25.0	17.3
Completed college	20.6	24.2	26.1	21.8	23.3
Graduate or professional school after college	7.6	9.2	10.1	8.4	8.9
Don't know	36.9	21.8	12.0	4.3	20.2
Does not apply	1.0	1.8	1.1	1.1	1.3
N of Valid	791	822	731	536	2880
N of Miss	34	9	4	4	51

Table 12: Think of where you live most of the time. Which of the following people live there with you? Mother

Response	6	8	10	12	Total
No	14.7	13.8	17.5	18.6	15.9
Yes	85.3	86.2	82.5	81.4	84.1
N of Valid	836	847	744	547	2974
N of Miss	0	0	0	0	0

Table 13: Think of where you live most of the time. Which of the following people live there with you? Stepmother

Response	6	8	10	12	Total
No	94.7	91.9	93.0	93.6	93.3
Yes	5.3	8.1	7.0	6.4	6.7
N of Valid	836	847	744	547	2974
N of Miss	0	0	0	0	0

Table 14: Think of where you live most of the time. Which of the following people live there with you? Foster Mother



Response	6	8	10	12	Total	
No	99.8	99.5	99.7	99.6	99.7	
Yes	0.2	0.5	0.3	0.4	0.3	
N of Valid	836	847	744	547	2974	
N of Miss	0	0	0	0	0	

Table 15: Think of where you live most of the time. Which of the following people live there with you? Grandmother



Response	6	8	10	12	Total	
No	85.3	90.6	89.8	91.4	89.0	
Yes	14.7	9.4	10.2	8.6	11.0	
N of Valid	836	847	744	547	2974	
N of Miss	0	0	0	0	0	

Table 16: Think of where you live most of the time. Which of the following people live there with you? Aunt



Response	6	8	10	12	Total	
No	95.6	96.8	98.1	98.7	97.1	
Yes	4.4	3.2	1.9	1.3	2.9	
N of Valid	836	847	744	547	2974	
N of Miss	0	0	0	0	0	

Table 17: Think of where you live most of the time. Which of the following people live there with you? Father



Response	6	8	10	12	Total	
No	39.0	43.1	40.6	46.1	41.9	
Yes	61.0	56.9	59.4	53.9	58.1	
N of Valid	836	847	744	547	2974	
N of Miss	0	0	0	0	0	

Table 18: Think of where you live most of the time. Which of the following people live there with you? Stepfather



Response	6	8	10	12	Total	
No	83.3	84.5	81.2	82.6	83.0	
Yes	16.7	15.5	18.8	17.4	17.0	
N of Valid	836	847	744	547	2974	
N of Miss	0	0	0	0	0	

Table 19: Think of where you live most of the time. Which of the following people live there with you? Foster Father



Response	6	8	10	12	Total	
No	99.3	99.8	99.6	99.6	99.6	
Yes	0.7	0.2	0.4	0.4	0.4	
N of Valid	836	847	744	547	2974	
N of Miss	0	0	0	0	0	

Table 20: Think of where you live most of the time. Which of the following people live there with you? Grandfather



Response	6	8	10	12	Total	
No	89.4	95.4	93.5	95.4	93.2	
Yes	10.6	4.6	6.5	4.6	6.8	
N of Valid	836	847	744	547	2974	
N of Miss	0	0	0	0	0	

Table 21: Think of where you live most of the time. Which of the following people live there with you? Uncle



Response	6	8	10	12	Total	
No	96.3	97.0	97.7	97.3	97.0	
Yes	3.7	3.0	2.3	2.7	3.0	
N of Valid	836	847	744	547	2974	
N of Miss	0	0	0	0	0	

Table 22: Think of where you live most of the time. Which of the following people live there with you? Other Adults

Response	6	8	10	12	Total	
No	96.7	97.9	97.8	96.0	97.2	
Yes	3.3	2.1	2.2	4.0	2.8	
N of Valid	836	847	744	547	2974	
N of Miss	0	0	0	0	0	

Table 23: Think of where you live most of the time. Which of the following people live there with you? Brother(s)

Response	6	8	10	12	Total	
No	53.1	57.0	60.5	62.2	57.7	
Yes	46.9	43.0	39.5	37.8	42.3	
N of Valid	836	847	744	547	2974	
N of Miss	0	0	0	0	0	

Table 24: Think of where you live most of the time. Which of the following people live there with you? Stepbrother(s)

Response	6	8	10	12	Total	
No	93.9	93.9	95.4	97.3	94.9	
Yes	6.1	6.1	4.6	2.7	5.1	
N of Valid	836	847	744	547	2974	
N of Miss	0	0	0	0	0	

Table 25: Think of where you live most of the time. Which of the following people live there with you? Sister(s)

Response	6	8	10	12	Total	
No	57.8	55.8	59.7	62.3	58.5	
Yes	42.2	44.2	40.3	37.7	41.5	
N of Valid	836	847	744	547	2974	
N of Miss	0	0	0	0	0	

Table 26: Think of where you live most of the time. Which of the following people live there with you? Stepsister(s)



Response	6	8	10	12	Total	
No	92.2	93.9	96.0	97.8	94.7	
Yes	7.8	6.1	4.0	2.2	5.3	
N of Valid	836	847	744	547	2974	
N of Miss	0	0	0	0	0	

Table 27: Think of where you live most of the time. Which of the following people live there with you? Other Children



Response	6	8	10	12	Total	
No	95.6	96.0	94.5	92.5	94.9	
Yes	4.4	4.0	5.5	7.5	5.1	
N of Valid	836	847	744	547	2974	
N of Miss	0	0	0	0	0	

Table 28: In my school, students have lots of chances to help decide things like class activities and rules.





Response	6	8	10	12	Total	
NO!	17.2	15.4	14.1	21.2	16.6	
no	40.9	38.6	41.2	35.5	39.3	
yes	35.7	40.0	39.5	35.0	37.7	
YES!	6.3	6.1	5.3	8.2	6.3	
N of Valid	810	840	740	546	2936	
N of Miss	25	6	4	1	36	

Table 29: Teachers ask me to work on special classroom projects.





Response	6	8	10	12	Total	
NO!	9.1	10.1	10.0	9.7	9.7	
no	34.3	39.6	50.3	46.4	42.1	
yes	42.3	43.6	35.3	39.1	40.3	
YES!	14.3	6.7	4.3	4.8	7.9	
N of Valid	816	838	737	545	2936	
N of Miss	19	9	7	1	36	

Table 30: My teacher(s) notices when I am doing a good job and lets me know about it.

Response	6	8	10	12	Total
NO!	3.0	7.4	7.7	5.7	6.0
no	14.8	20.4	23.4	24.4	20.3
yes	51.1	52.2	54.9	56.4	53.3
YES!	31.1	20.0	14.0	13.4	20.4
N of Valid	826	835	736	544	2941
N of Miss	10	12	8	3	33

Table 31: There are lots of chances for students in my school to get involved in sports, clubs, and other school activities outside of class.

Response	6	8	10	12	Total
NO!	4.6	1.5	1.8	1.7	2.5
no	10.6	6.3	4.5	4.6	6.7
yes	40.4	35.3	40.7	37.6	38.5
YES!	44.3	56.8	53.0	56.1	52.3
N of Valid	821	843	734	545	2943
N of Miss	15	4	10	2	31

Table 32: There are lots of chances for students in my school to talk with a teacher one-on-one.

Response	6	8	10	12	Total
NO!	4.2	4.2	4.9	5.1	4.5
no	14.7	17.6	21.2	14.7	17.2
yes	48.6	50.8	52.1	57.8	51.8
YES!	32.6	27.5	21.8	22.4	26.5
N of Valid	811	841	735	545	2932
N of Miss	25	6	9	2	42

Table 33: I feel safe at my school.

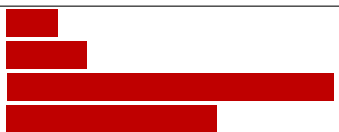
Response	6	8	10	12	Total	
NO!	6.1	6.2	6.1	4.8	5.9	
no	9.9	12.5	11.1	7.9	10.6	
yes	43.2	47.3	60.2	58.6	51.4	
YES!	40.9	34.0	22.6	28.7	32.1	
N of Valid	820	838	733	543	2934	
N of Miss	15	8	10	3	36	

Table 34: The school lets my parents know when I have done something well.

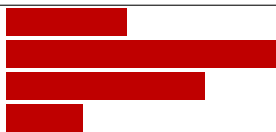
Response	6	8	10	12	Total	
NO!	9.3	17.8	20.5	23.6	17.2	
no	32.1	42.7	50.1	48.7	42.7	
yes	39.4	30.1	24.3	24.2	30.1	
YES!	19.2	9.4	5.1	3.5	10.0	
N of Valid	813	837	727	546	2923	
N of Miss	22	10	15	1	48	

Table 35: My teachers praise me when I work hard in school.

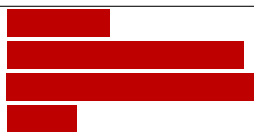
Response	6	8	10	12	Total	
NO!	11.6	17.9	14.5	12.9	14.4	
no	30.9	36.8	41.5	37.5	36.5	
yes	41.9	37.6	38.7	43.8	40.2	
YES!	15.6	7.6	5.3	5.9	8.9	
N of Valid	793	837	732	544	2906	
N of Miss	41	10	12	3	66	

Table 36: Are your school grades better than the grades of most students in your class?

Response	6	8	10	12	Total
NO!	9.9	8.5	7.0	4.8	7.8
no	28.7	29.0	34.7	25.5	29.7
yes	44.0	44.8	45.6	51.9	46.1
YES!	17.4	17.7	12.8	17.8	16.4
N of Valid	811	835	733	545	2924
N of Miss	22	10	9	2	43

Table 37: I have lots of chances to be part of class discussions or activities.

Response	6	8	10	12	Total
NO!	3.8	4.4	3.0	2.0	3.4
no	16.4	17.0	13.6	13.0	15.2
yes	51.3	55.4	63.4	59.8	57.1
YES!	28.6	23.2	20.0	25.1	24.3
N of Valid	819	841	734	545	2939
N of Miss	16	6	10	2	34

Table 38: Now thinking back over the past year in school, how often did you: enjoy being in school?

Response	6	8	10	12	Total
Never	8.5	9.9	7.9	8.1	8.7
Seldom	8.7	9.3	14.6	13.6	11.3
Sometimes	35.0	34.7	38.5	38.4	36.4
Often	24.3	28.8	25.9	30.1	27.1
Almost always	23.6	17.3	13.1	9.7	16.6
N of Valid	815	839	733	544	2931
N of Miss	20	8	11	3	42

Table 39: Now thinking back over the past year in school, how often did you: hate being in school?






Response	6	8	10	12	Total	
Never	22.5	9.4	4.5	3.9	10.8	
Seldom	22.0	26.8	25.2	24.5	24.6	
Sometimes	31.3	35.2	37.7	41.4	35.9	
Often	14.1	15.2	21.0	20.3	17.3	
Almost always	10.2	13.4	11.6	9.9	11.4	
N of Valid	806	837	734	543	2920	
N of Miss	28	9	10	4	51	

Table 40: Now thinking back over the past year in school, how often did you: try to do your best work in school?






Response	6	8	10	12	Total	
Never	0.6	1.0	0.4	0.6	0.7	
Seldom	1.6	1.7	3.0	3.3	2.3	
Sometimes	6.4	9.7	16.8	18.6	12.2	
Often	20.6	31.1	38.4	37.3	31.1	
Almost always	70.8	56.6	41.4	40.2	53.7	
N of Valid	811	834	732	542	2919	
N of Miss	25	13	12	5	55	

Table 41: How often do you feel that the school work you are assigned is meaningful and important?






Response	6	8	10	12	Total	
Never	6.3	7.6	6.2	8.7	7.1	
Seldom	9.1	15.7	23.1	21.9	16.9	
Sometimes	24.5	31.9	38.2	36.3	32.2	
Often	28.9	28.8	23.4	26.7	27.1	
Almost always	31.2	16.0	9.2	6.4	16.7	
N of Valid	805	832	731	543	2911	
N of Miss	30	15	13	4	62	

Table 42: Putting them all together, what were your grades like last year?

Response	6	8	10	12	Total	
Mostly F's	1.9	0.9	1.0	0.0	1.0	
Mostly D's	2.8	2.8	4.4	1.3	2.9	
Mostly C's	12.4	16.6	20.7	18.3	16.8	
Mostly B's	38.0	37.4	43.0	45.4	40.5	
Mostly A's	44.9	42.3	30.8	35.0	38.7	
N of Valid	784	823	723	540	2870	
N of Miss	12	10	11	4	37	

Table 43: How important do you think the things you are learning in school are going to be for your later life?

Response	6	8	10	12	Total	
Very important	53.5	30.8	17.2	13.1	30.4	
Quite important	23.1	32.7	24.3	26.7	26.8	
Fairly important	16.2	23.6	35.1	33.0	26.2	
Slightly important	5.6	10.8	19.1	23.0	13.7	
Not at all important	1.6	2.2	4.4	4.2	2.9	
N of Valid	821	835	734	543	2933	
N of Miss	15	11	9	4	39	

Table 44: How interesting are most of your courses to you?

Response	6	8	10	12	Total	
Very interesting and stimulating	18.9	9.5	6.6	6.6	10.8	
Quite interesting	30.8	27.1	22.4	22.0	26.0	
Fairly interesting	31.6	39.0	40.8	40.6	37.7	
Slightly dull	12.7	17.6	21.7	22.9	18.3	
Very dull	6.0	6.8	8.5	7.9	7.2	
N of Valid	798	835	732	542	2907	
N of Miss	38	11	11	5	65	

Table 45: During the LAST FOUR WEEKS how many whole days of school have you missed because you skipped or 'cut'?


Response	6	8	10	12	Total	
None	73.1	77.5	71.5	65.4	72.5	
1	11.4	10.0	13.8	14.2	12.1	
2	6.1	4.5	7.3	9.9	6.7	
3	4.6	3.2	3.4	5.7	4.1	
4-5	3.5	2.7	2.6	3.7	3.1	
6-10	0.9	1.8	1.2	0.7	1.2	
11 or more	0.4	0.1	0.1	0.4	0.2	
N of Valid	821	837	730	543	2931	
N of Miss	13	10	14	4	41	

Table 46: What are the chances you would be seen as cool if you: smoked cigarettes?


Response	6	8	10	12	Total	
No or very little chance	86.2	68.2	59.0	48.5	67.2	
Little chance	8.1	14.4	18.3	22.3	15.1	
Some chance	2.3	10.4	15.3	17.2	10.7	
Pretty good chance	1.9	4.1	5.5	7.9	4.6	
Very good chance	1.5	2.9	1.9	4.1	2.5	
N of Valid	799	828	731	542	2900	
N of Miss	27	16	12	5	60	

Table 47: What are the chances you would be seen as cool if you: worked hard at school?

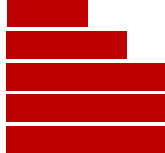
Response	6	8	10	12	Total	
No or very little chance	6.7	12.9	11.3	13.1	10.8	
Little chance	9.2	16.7	23.0	22.0	17.2	
Some chance	13.9	24.5	26.9	32.7	23.7	
Pretty good chance	25.1	25.1	23.5	20.7	23.9	
Very good chance	45.2	20.8	15.3	11.6	24.4	
N of Valid	806	828	732	542	2908	
N of Miss	29	18	12	5	64	

Table 48: What are the chances you would be seen as cool if you: began drinking alcoholic beverages regularly, that is, at least once or twice a month?






Response	6	8	10	12	Total	
No or very little chance	83.5	61.7	42.3	30.9	57.1	
Little chance	9.4	13.5	16.8	16.8	13.8	
Some chance	3.1	11.1	18.6	21.7	12.8	
Pretty good chance	2.5	9.3	15.3	21.5	11.2	
Very good chance	1.5	4.5	7.0	9.0	5.1	
N of Valid	802	830	732	543	2907	
N of Miss	32	16	12	4	64	

Table 49: What are the chances you would be seen as cool if you: defended someone who was being verbally abused at school?






Response	6	8	10	12	Total	
No or very little chance	15.0	11.4	10.0	11.5	12.1	
Little chance	10.9	13.2	15.5	17.4	13.9	
Some chance	17.0	21.4	26.3	29.4	22.9	
Pretty good chance	22.8	28.3	27.8	26.1	26.2	
Very good chance	34.2	25.8	20.4	15.7	24.9	
N of Valid	806	827	730	541	2904	
N of Miss	29	19	13	6	67	

Table 50: What are the chances you would be seen as cool if you: smoked marijuana?






Response	6	8	10	12	Total	
No or very little chance	91.1	70.0	51.4	41.7	65.8	
Little chance	3.3	9.0	14.9	14.8	10.0	
Some chance	2.0	7.8	12.9	19.4	9.6	
Pretty good chance	1.3	6.9	12.3	11.8	7.6	
Very good chance	2.4	6.3	8.5	12.4	6.9	
N of Valid	799	824	731	542	2896	
N of Miss	36	23	13	5	77	

Table 51: What are the chances you would be seen as cool if you: carried a handgun?






Response	6	8	10	12	Total	
No or very little chance	82.5	76.2	68.3	67.0	74.2	
Little chance	9.3	11.0	14.2	15.1	12.1	
Some chance	3.5	5.6	8.5	10.1	6.6	
Pretty good chance	1.6	2.9	5.1	4.8	3.4	
Very good chance	3.1	4.4	4.0	3.0	3.7	
N of Valid	799	827	732	542	2900	
N of Miss	35	19	12	5	71	

Table 52: What are the chances you would be seen as cool if you: regularly volunteered to do community service?






Response	6	8	10	12	Total	
No or very little chance	24.2	28.5	29.0	27.0	27.1	
Little chance	14.5	22.6	25.3	25.7	21.6	
Some chance	21.7	22.0	23.6	23.7	22.6	
Pretty good chance	17.3	16.1	15.2	16.1	16.2	
Very good chance	22.4	10.7	7.0	7.6	12.4	
N of Valid	799	831	732	541	2903	
N of Miss	37	16	12	5	70	

Table 53: Think of your four best friends (the friends you feel closest to). In the past year (12 months), how many of your best friends have: participated in clubs, organizations or activities at school?






Response	6	8	10	12	Total	
0	11.0	8.6	6.7	9.8	9.0	
1	12.6	10.3	9.8	9.8	10.7	
2	19.6	17.0	20.5	16.1	18.4	
3	15.2	17.4	17.1	17.2	16.7	
4	41.6	46.8	45.9	47.1	45.2	
N of Valid	791	829	727	541	2888	
N of Miss	42	17	15	6	80	

Table 54: Think of your four best friends (the friends you feel closest to). In the past year (12 months), how many of your best friends have: smoked cigarettes?






Response	6	8	10	12	Total	
0	90.0	72.7	52.5	40.0	66.3	
1	5.5	10.5	21.2	19.4	13.5	
2	2.1	9.2	12.0	16.1	9.2	
3	1.0	4.2	6.2	10.7	5.0	
4	1.4	3.4	8.2	13.7	6.0	
N of Valid	802	828	728	540	2898	
N of Miss	34	19	16	7	76	

Table 55: Think of your four best friends (the friends you feel closest to). In the past year (12 months), how many of your best friends have: tried beer, wine or hard liquor (for example, vodka, whiskey, or gin) when their parents didn't know about it?






Response	6	8	10	12	Total	
0	81.8	58.0	37.3	30.2	54.2	
1	10.2	14.8	18.4	15.8	14.6	
2	4.5	9.4	13.8	12.3	9.7	
3	1.9	6.8	11.7	12.7	7.8	
4	1.6	11.0	18.8	28.9	13.7	
N of Valid	803	827	727	543	2900	
N of Miss	32	20	17	4	73	

Table 56: Think of your four best friends (the friends you feel closest to). In the past year (12 months), how many of your best friends have: made a commitment to stay drug-free?






Response	6	8	10	12	Total	
0	12.6	20.3	28.1	32.4	22.4	
1	5.2	9.5	16.1	17.4	11.5	
2	6.8	7.2	11.8	11.7	9.1	
3	8.7	13.1	12.5	10.7	11.3	
4	66.6	50.0	31.5	27.8	45.7	
N of Valid	791	824	727	540	2882	
N of Miss	40	21	17	7	85	

Table 57: Think of your four best friends (the friends you feel closest to). In the past year (12 months), how many of your best friends have: used marijuana?






Response	6	8	10	12	Total	
0	94.7	80.5	57.0	46.8	72.1	
1	2.1	7.8	17.4	15.9	10.2	
2	1.5	3.9	9.1	13.9	6.4	
3	0.5	3.2	6.8	9.8	4.6	
4	1.1	4.7	9.8	13.7	6.7	
N of Valid	791	824	725	541	2881	
N of Miss	41	22	17	6	86	

Table 58: Think of your four best friends (the friends you feel closest to). In the past year (12 months), how many of your best friends have: tried to do well in school?






Response	6	8	10	12	Total	
0	3.8	3.6	3.6	4.6	3.8	
1	4.0	4.6	5.6	6.8	5.1	
2	6.9	11.7	16.3	15.9	12.3	
3	16.4	22.9	23.6	21.6	21.0	
4	68.9	57.2	51.0	51.0	57.7	
N of Valid	794	827	726	541	2888	
N of Miss	38	19	17	6	80	

Table 59: Think of your four best friends (the friends you feel closest to). In the past year (12 months), how many of your best friends have: used LSD, cocaine, amphetamines, or other illegal drugs?






Response	6	8	10	12	Total	
0	96.9	91.4	83.1	82.3	89.1	
1	2.3	5.5	10.3	9.4	6.6	
2	0.5	0.8	3.2	4.1	1.9	
3	0.1	1.1	1.2	1.8	1.0	
4	0.3	1.1	2.2	2.4	1.4	
N of Valid	800	829	729	542	2900	
N of Miss	36	18	15	5	74	

Table 60: Think of your four best friends (the friends you feel closest to). In the past year (12 months), how many of your best friends have: been suspended from school?






Response	6	8	10	12	Total	
0	63.4	61.4	64.0	73.2	64.8	
1	20.2	15.5	16.9	15.0	17.0	
2	9.8	11.7	9.1	7.4	9.7	
3	2.5	5.0	5.1	1.8	3.7	
4	4.2	6.5	5.0	2.6	4.7	
N of Valid	794	828	727	541	2890	
N of Miss	38	17	17	6	78	

Table 61: Think of your four best friends (the friends you feel closest to). In the past year (12 months), how many of your best friends have: liked school?






Response	6	8	10	12	Total	
0	20.6	24.3	29.0	27.6	25.1	
1	12.5	12.4	15.1	14.5	13.5	
2	20.3	22.3	23.0	26.5	22.7	
3	19.0	20.3	17.5	17.1	18.6	
4	27.7	20.8	15.4	14.2	20.1	
N of Valid	802	824	727	543	2896	
N of Miss	32	22	17	4	75	

Table 62: Think of your four best friends (the friends you feel closest to). In the past year (12 months), how many of your best friends have: carried a handgun?






Response	6	8	10	12	Total	
0	94.8	94.5	92.6	92.8	93.8	
1	2.2	2.8	3.8	2.2	2.8	
2	1.7	1.2	1.4	2.0	1.6	
3	0.4	0.4	1.0	1.7	0.8	
4	0.9	1.2	1.2	1.3	1.1	
N of Valid	802	829	728	543	2902	
N of Miss	34	17	16	4	71	

Table 63: Think of your four best friends (the friends you feel closest to). In the past year (12 months), how many of your best friends have: sold illegal drugs?






Response	6	8	10	12	Total	
0	97.6	92.2	82.9	78.5	88.8	
1	1.3	5.5	8.8	11.1	6.2	
2	0.6	1.0	4.3	4.8	2.4	
3	0.1	0.8	2.1	2.8	1.3	
4	0.4	0.5	1.9	2.8	1.3	
N of Valid	789	824	727	540	2880	
N of Miss	43	23	16	6	88	

Table 64: Think of your four best friends (the friends you feel closest to). In the past year (12 months), how many of your best friends have: regularly attended religious services?






Response	6	8	10	12	Total	
0	21.8	12.5	15.7	17.2	16.7	
1	9.8	11.9	13.1	17.0	12.6	
2	15.0	19.2	21.7	22.5	19.3	
3	16.8	20.2	18.1	20.7	18.9	
4	36.6	36.2	31.4	22.7	32.5	
N of Valid	766	826	725	542	2859	
N of Miss	64	20	19	5	108	

Table 65: Think of your four best friends (the friends you feel closest to). In the past year (12 months), how many of your best friends have: stolen or tried to steal a motor vehicle such as a car or motorcycle?






Response	6	8	10	12	Total	
0	95.9	94.2	93.1	94.7	94.5	
1	2.7	3.7	4.5	3.3	3.6	
2	0.5	1.1	1.2	1.1	1.0	
3	0.4	0.5	0.8	0.2	0.5	
4	0.5	0.5	0.3	0.7	0.5	
N of Valid	801	829	728	543	2901	
N of Miss	35	17	16	4	72	

Table 66: Think of your four best friends (the friends you feel closest to). In the past year (12 months), how many of your best friends have: been arrested?






Response	6	8	10	12	Total	
0	92.9	84.7	79.8	85.2	85.8	
1	4.7	9.3	12.8	9.0	8.9	
2	1.5	3.4	4.0	3.3	3.0	
3	0.1	1.3	1.4	1.7	1.1	
4	0.7	1.3	2.1	0.7	1.2	
N of Valid	801	829	726	542	2898	
N of Miss	35	17	18	5	75	

Table 67: Think of your four best friends (the friends you feel closest to). In the past year (12 months), how many of your best friends have: dropped out of school?






Response	6	8	10	12	Total	
0	93.6	92.3	87.1	83.6	89.7	
1	4.6	6.3	8.9	10.7	7.3	
2	1.0	0.6	2.8	3.7	1.8	
3	0.3	0.1	0.7	0.9	0.4	
4	0.5	0.7	0.6	1.1	0.7	
N of Valid	796	829	727	543	2895	
N of Miss	40	18	17	4	79	

Table 68: Think of your four best friends (the friends you feel closest to). In the past year (12 months), how many of your best friends have: been members of a gang?






Response	6	8	10	12	Total	
0	88.2	84.9	86.5	91.0	87.4	
1	5.1	6.7	7.8	4.4	6.1	
2	3.5	3.9	2.1	2.2	3.0	
3	0.9	1.3	0.8	0.4	0.9	
4	2.3	3.1	2.8	2.0	2.6	
N of Valid	797	830	727	543	2897	
N of Miss	39	17	17	4	77	

Table 69: How old were you when you first: smoked marijuana?


Response	6	8	10	12	Total	
Never	98.5	90.1	78.2	63.9	84.6	
10 or younger	0.2	1.7	1.2	1.5	1.1	
11	0.9	1.2	1.5	1.1	1.2	
12	0.1	2.6	2.2	2.0	1.7	
13	0.2	3.0	2.7	2.2	2.0	
14	0.0	1.3	8.1	7.0	3.7	
15	0.0	0.0	4.5	7.7	2.6	
16	0.0	0.0	1.5	9.4	2.1	
17 or older	0.0	0.0	0.0	5.3	1.0	
N of Valid	810	831	730	545	2916	
N of Miss	25	14	14	2	55	

Table 70: How old were you when you first: smoked a cigarette, even just a puff?


Response	6	8	10	12	Total	
Never	86.8	73.3	64.6	48.7	70.3	
10 or younger	8.7	11.6	9.2	11.8	10.2	
11	3.5	4.7	3.8	3.3	3.9	
12	0.9	4.6	4.7	5.5	3.7	
13	0.2	4.6	5.6	5.3	3.8	
14	0.0	1.1	6.2	5.5	2.9	
15	0.0	0.2	4.3	7.7	2.6	
16	0.0	0.0	1.4	6.8	1.6	
17 or older	0.0	0.0	0.3	5.3	1.1	
N of Valid	808	835	729	544	2916	
N of Miss	28	12	14	2	56	

Table 71: How old were you when you first: had more than a sip or two of beer, wine or hard liquor (for example, vodka, whiskey, or gin)?










Response	6	8	10	12	Total	
Never	78.0	59.9	42.4	31.7	55.3	
10 or younger	13.3	10.8	8.7	7.7	10.4	
11	6.6	8.4	4.3	3.1	5.9	
12	1.7	8.3	6.6	7.4	5.9	
13	0.2	9.8	10.2	7.7	6.9	
14	0.0	2.6	13.5	11.0	6.2	
15	0.0	0.2	11.5	12.5	5.3	
16	0.0	0.0	2.9	10.7	2.7	
17 or older	0.1	0.0	0.0	8.1	1.5	
N of Valid	804	835	728	543	2910	
N of Miss	29	12	15	4	60	

Table 72: How old were you when you first: began drinking alcoholic beverages regularly, that is, at least once or twice a month?










Response	6	8	10	12	Total	
Never	98.3	89.4	79.5	65.7	85.0	
10 or younger	0.6	2.3	1.1	0.4	1.2	
11	0.7	1.3	0.7	0.2	0.8	
12	0.4	1.9	1.2	2.4	1.4	
13	0.0	3.9	3.6	1.7	2.3	
14	0.0	1.2	6.6	5.5	3.0	
15	0.0	0.0	5.9	5.5	2.5	
16	0.0	0.0	1.4	8.9	2.0	
17 or older	0.0	0.0	0.0	9.8	1.8	
N of Valid	809	837	728	542	2916	
N of Miss	27	10	16	5	58	

Table 73: How old were you when you first: used phenoxydine (pox, px, breeze)?


Response	6	8	10	12	Total	
Never	100.0	100.0	100.0	100.0	100.0	
10 or younger	0.0	0.0	0.0	0.0	0.0	
11	0.0	0.0	0.0	0.0	0.0	
12	0.0	0.0	0.0	0.0	0.0	
13	0.0	0.0	0.0	0.0	0.0	
14	0.0	0.0	0.0	0.0	0.0	
15	0.0	0.0	0.0	0.0	0.0	
16	0.0	0.0	0.0	0.0	0.0	
17 or older	0.0	0.0	0.0	0.0	0.0	
N of Valid	792	834	730	545	2901	
N of Miss	44	12	14	2	72	

Table 74: How old were you when you first: got suspended from school?










Response	6	8	10	12	Total	
Never	89.8	83.0	80.3	75.2	82.7	
10 or younger	6.0	5.4	5.5	4.6	5.4	
11	2.9	3.5	2.6	1.3	2.7	
12	1.0	4.0	2.7	3.0	2.6	
13	0.2	3.0	3.0	4.3	2.5	
14	0.0	1.1	3.2	3.5	1.8	
15	0.1	0.1	2.2	4.1	1.4	
16	0.0	0.0	0.4	2.2	0.5	
17 or older	0.0	0.0	0.1	1.9	0.4	
N of Valid	805	834	730	540	2909	
N of Miss	27	10	14	5	56	

Table 75: How old were you when you first: got arrested?










Response	6	8	10	12	Total	
Never	98.8	95.5	92.7	93.9	95.4	
10 or younger	0.7	0.6	0.4	0.7	0.6	
11	0.4	0.2	0.6	0.0	0.3	
12	0.0	1.1	0.6	0.6	0.6	
13	0.1	1.7	0.7	0.2	0.7	
14	0.0	0.8	2.9	1.1	1.2	
15	0.0	0.0	1.9	0.9	0.7	
16	0.0	0.0	0.3	1.5	0.3	
17 or older	0.0	0.0	0.0	1.1	0.2	
N of Valid	805	830	726	542	2903	
N of Miss	29	16	17	4	66	

Table 76: How old were you when you first: carried a handgun?










Response	6	8	10	12	Total	
Never	95.5	95.4	93.4	92.6	94.4	
10 or younger	1.9	2.4	2.1	1.3	2.0	
11	2.1	0.2	0.7	0.9	1.0	
12	0.5	0.7	0.8	0.6	0.7	
13	0.0	0.7	0.7	1.1	0.6	
14	0.0	0.4	1.1	0.9	0.6	
15	0.0	0.1	1.2	0.4	0.4	
16	0.0	0.0	0.0	1.3	0.2	
17 or older	0.0	0.0	0.0	0.9	0.2	
N of Valid	804	830	727	542	2903	
N of Miss	30	15	17	5	67	

Table 77: How old were you when you first: attacked someone with the idea of seriously hurting them?










Response	6	8	10	12	Total	
Never	87.7	85.6	81.3	81.8	84.4	
10 or younger	5.5	3.7	4.1	4.2	4.4	
11	4.1	1.9	1.9	0.4	2.2	
12	2.4	3.5	2.1	1.3	2.4	
13	0.4	3.5	2.7	0.9	2.0	
14	0.0	1.7	3.3	4.2	2.1	
15	0.0	0.1	3.6	2.2	1.3	
16	0.0	0.0	1.1	2.9	0.8	
17 or older	0.0	0.0	0.0	2.0	0.4	
N of Valid	804	833	731	544	2912	
N of Miss	28	12	13	3	56	

Table 78: How old were you when you first: belonged to a gang?










Response	6	8	10	12	Total	
Never	95.4	94.5	95.9	97.1	95.6	
10 or younger	1.5	1.0	0.8	0.4	1.0	
11	1.9	0.8	0.3	0.2	0.9	
12	1.1	1.0	0.3	0.6	0.8	
13	0.1	2.2	0.4	0.2	0.8	
14	0.0	0.6	1.0	0.7	0.5	
15	0.0	0.0	1.1	0.4	0.3	
16	0.0	0.0	0.3	0.2	0.1	
17 or older	0.0	0.0	0.0	0.4	0.1	
N of Valid	808	835	730	543	2916	
N of Miss	27	12	13	4	56	

Table 79: How wrong do you think it is for someone your age to: take a handgun to school?





Response	6	8	10	12	Total	
Very wrong	88.3	85.7	85.0	88.2	86.7	
Wrong	8.6	11.2	11.0	7.7	9.8	
A little bit wrong	2.0	1.8	3.0	3.5	2.5	
Not wrong at all	1.2	1.3	1.0	0.6	1.1	
N of Valid	818	838	734	544	2934	
N of Miss	17	9	10	3	39	

Table 80: How wrong do you think it is for someone your age to: steal anything worth more than \$5?





Response	6	8	10	12	Total	
Very wrong	61.8	57.6	54.7	61.6	58.8	
Wrong	28.2	30.9	32.9	28.9	30.3	
A little bit wrong	7.9	8.8	10.8	8.1	8.9	
Not wrong at all	2.1	2.6	1.5	1.5	2.0	
N of Valid	815	837	729	544	2925	
N of Miss	19	10	15	3	47	

Table 81: How wrong do you think it is for someone your age to: pick a fight with someone?





Response	6	8	10	12	Total	
Very wrong	49.8	38.2	29.0	36.5	38.8	
Wrong	29.1	31.7	34.1	36.0	32.4	
A little bit wrong	16.0	23.7	28.6	23.2	22.7	
Not wrong at all	5.2	6.3	8.2	4.2	6.1	
N of Valid	814	835	730	542	2921	
N of Miss	22	11	14	4	51	

Table 82: How wrong do you think it is for someone your age to: attack someone with the idea of seriously hurting them?





Response	6	8	10	12	Total	
Very wrong	79.3	70.0	59.7	63.2	68.8	
Wrong	13.0	18.0	23.9	23.8	19.2	
A little bit wrong	5.0	9.1	11.7	10.7	8.9	
Not wrong at all	2.7	2.9	4.6	2.4	3.2	
N of Valid	815	838	732	543	2928	
N of Miss	20	8	12	4	44	

Table 83: How wrong do you think it is for someone your age to: stay away from school all day when their parents think they are at school?





Response	6	8	10	12	Total	
Very wrong	77.6	63.6	45.8	37.9	58.3	
Wrong	15.4	21.8	31.5	34.6	24.8	
A little bit wrong	5.3	11.0	17.4	22.8	13.2	
Not wrong at all	1.7	3.6	5.3	4.8	3.7	
N of Valid	818	838	731	544	2931	
N of Miss	18	8	13	3	42	

Table 84: How wrong do you think it is for someone your age to: drink beer, wine or hard liquor (for example, vodka, whiskey, or gin) regularly?





Response	6	8	10	12	Total	
Very wrong	87.1	66.3	41.9	36.8	60.5	
Wrong	7.7	16.6	22.9	23.3	17.0	
A little bit wrong	3.7	11.7	23.5	24.8	14.8	
Not wrong at all	1.5	5.4	11.7	15.1	7.7	
N of Valid	816	838	733	544	2931	
N of Miss	20	8	11	3	42	

Table 85: How wrong do you think it is for someone your age to: smoke cigarettes?

Response	6	8	10	12	Total	
Very wrong	86.3	70.7	52.5	41.4	65.0	
Wrong	8.8	17.6	23.1	22.4	17.4	
A little bit wrong	3.3	6.8	16.0	21.1	10.8	
Not wrong at all	1.6	4.9	8.5	15.1	6.8	
N of Valid	815	836	733	544	2928	
N of Miss	21	11	11	3	46	

Table 86: How wrong do you think it is for someone your age to: smoke marijuana?

Response	6	8	10	12	Total	
Very wrong	94.0	84.4	61.8	55.6	76.1	
Wrong	2.8	7.8	15.8	17.3	10.2	
A little bit wrong	2.1	4.8	12.3	13.3	7.5	
Not wrong at all	1.1	3.0	10.1	13.8	6.3	
N of Valid	819	832	730	543	2924	
N of Miss	17	15	13	4	49	

Table 87: How wrong do you think it is for someone your age to: use LSD, cocaine, amphetamines or another illegal drug?

Response	6	8	10	12	Total	
Very wrong	97.2	93.9	88.9	87.7	92.4	
Wrong	1.5	3.5	7.2	8.1	4.7	
A little bit wrong	0.2	1.4	2.0	2.0	1.4	
Not wrong at all	1.1	1.2	1.8	2.2	1.5	
N of Valid	812	833	733	544	2922	
N of Miss	24	14	11	3	52	

Table 88: At school during the past 12 months, did you receive help from the resource teacher, speech therapist or other special education teacher?



Response	6	8	10	12	Total	
No	82.3	89.1	91.2	91.1	88.2	
Yes	17.7	10.9	8.8	8.9	11.8	
N of Valid	774	811	713	530	2828	
N of Miss	61	36	31	16	144	

Table 89: How many times in the past year (12 months) have you: been suspended from school?






Response	6	8	10	12	Total	
Never	92.7	89.7	90.2	92.6	91.2	
1 to 2 times	5.9	8.5	8.0	6.3	7.2	
3 to 5 times	0.9	1.2	1.1	0.9	1.0	
6 to 9 times	0.5	0.4	0.5	0.2	0.4	
10 to 19 times	0.0	0.0	0.0	0.0	0.0	
20 to 29 times	0.0	0.1	0.0	0.0	0.0	
30 to 39 times	0.0	0.0	0.1	0.0	0.0	
40+ times	0.1	0.1	0.0	0.0	0.1	
N of Valid	820	839	733	544	2936	
N of Miss	16	8	11	3	38	

Table 90: How many times in the past year (12 months) have you: carried a handgun?








Response	6	8	10	12	Total	
Never	94.6	95.6	93.6	94.7	94.6	
1 to 2 times	2.9	2.2	3.0	1.1	2.4	
3 to 5 times	1.2	0.7	1.2	0.7	1.0	
6 to 9 times	0.6	0.4	0.3	0.9	0.5	
10 to 19 times	0.2	0.4	0.5	1.1	0.5	
20 to 29 times	0.1	0.4	0.4	0.2	0.3	
30 to 39 times	0.0	0.0	0.0	0.2	0.0	
40+ times	0.2	0.5	1.0	1.1	0.6	
N of Valid	818	836	733	544	2931	
N of Miss	18	11	11	3	43	

Table 91: How many times in the past year (12 months) have you: sold illegal drugs?


Response	6	8	10	12	Total	
Never	99.8	98.2	94.9	92.1	96.7	
1 to 2 times	0.2	0.8	1.4	3.1	1.2	
3 to 5 times	0.0	0.4	1.4	2.2	0.9	
6 to 9 times	0.0	0.0	1.0	0.6	0.3	
10 to 19 times	0.0	0.2	0.3	0.4	0.2	
20 to 29 times	0.0	0.0	0.3	0.4	0.1	
30 to 39 times	0.0	0.1	0.0	0.4	0.1	
40+ times	0.0	0.2	0.8	0.9	0.4	
N of Valid	814	831	731	541	2917	
N of Miss	22	16	13	6	57	

Table 92: How many times in the past year (12 months) have you: stolen or tried to steal a motor vehicle such as a car or motorcycle?


Response	6	8	10	12	Total	
Never	98.2	98.1	98.9	99.1	98.5	
1 to 2 times	1.3	1.3	0.7	0.4	1.0	
3 to 5 times	0.4	0.2	0.4	0.2	0.3	
6 to 9 times	0.0	0.0	0.0	0.2	0.0	
10 to 19 times	0.0	0.1	0.0	0.0	0.0	
20 to 29 times	0.0	0.1	0.0	0.0	0.0	
30 to 39 times	0.0	0.0	0.0	0.0	0.0	
40+ times	0.1	0.1	0.0	0.2	0.1	
N of Valid	820	837	731	544	2932	
N of Miss	16	10	13	3	42	

Table 93: How many times in the past year (12 months) have you: participated in clubs, organizations or activities at school?









Response	6	8	10	12	Total	
Never	18.3	16.5	15.7	18.4	17.2	
1 to 2 times	29.6	21.3	16.8	11.6	20.7	
3 to 5 times	20.1	17.2	17.1	12.2	17.0	
6 to 9 times	10.5	8.8	8.3	9.8	9.3	
10 to 19 times	6.8	9.0	9.0	12.9	9.1	
20 to 29 times	4.2	6.3	6.4	6.4	5.8	
30 to 39 times	1.7	3.7	3.7	2.6	2.9	
40+ times	8.9	17.3	22.8	26.2	18.0	
N of Valid	812	832	731	543	2918	
N of Miss	21	14	12	4	51	

Table 94: How many times in the past year (12 months) have you: been arrested?





Response	6	8	10	12	Total	
Never	98.0	95.4	95.3	97.6	96.5	
1 to 2 times	1.3	3.5	3.1	2.2	2.6	
3 to 5 times	0.2	0.7	1.0	0.2	0.5	
6 to 9 times	0.4	0.2	0.3	0.0	0.2	
10 to 19 times	0.0	0.0	0.1	0.0	0.0	
20 to 29 times	0.0	0.1	0.0	0.0	0.0	
30 to 39 times	0.0	0.0	0.0	0.0	0.0	
40+ times	0.0	0.0	0.1	0.0	0.0	
N of Valid	818	834	731	543	2926	
N of Miss	17	13	12	3	45	

Table 95: How many times in the past year (12 months) have you: done extra work on your own for school?









Response	6	8	10	12	Total	
Never	29.6	31.2	28.8	31.0	30.1	
1 to 2 times	28.7	22.7	23.3	18.1	23.7	
3 to 5 times	16.3	15.7	14.2	15.9	15.5	
6 to 9 times	10.3	8.5	11.6	9.8	10.0	
10 to 19 times	5.4	7.7	9.2	9.0	7.7	
20 to 29 times	2.2	4.7	4.4	5.0	4.0	
30 to 39 times	2.1	1.8	2.3	4.1	2.4	
40+ times	5.4	7.7	6.2	7.2	6.6	
N of Valid	812	833	730	542	2917	
N of Miss	24	13	14	4	55	

Table 96: How many times in the past year (12 months) have you: attacked someone with the idea of seriously hurting them?








Response	6	8	10	12	Total	
Never	88.3	89.0	85.8	89.7	88.2	
1 to 2 times	8.0	7.0	9.8	7.2	8.0	
3 to 5 times	1.6	1.8	2.0	1.8	1.8	
6 to 9 times	0.7	1.0	0.8	0.9	0.9	
10 to 19 times	0.2	0.7	0.5	0.4	0.5	
20 to 29 times	0.2	0.1	0.1	0.0	0.1	
30 to 39 times	0.0	0.0	0.0	0.0	0.0	
40+ times	0.9	0.4	0.8	0.0	0.5	
N of Valid	813	830	733	544	2920	
N of Miss	23	15	11	3	52	

Table 97: How many times in the past year (12 months) have you: been drunk or high at school?









Response	6	8	10	12	Total	
Never	98.2	93.8	87.0	83.8	91.4	
1 to 2 times	1.2	3.5	6.1	7.5	4.3	
3 to 5 times	0.4	0.7	3.0	2.4	1.5	
6 to 9 times	0.2	0.6	0.7	1.1	0.6	
10 to 19 times	0.0	0.5	1.0	0.9	0.5	
20 to 29 times	0.0	0.0	0.7	1.1	0.4	
30 to 39 times	0.0	0.1	0.1	0.4	0.1	
40+ times	0.0	0.8	1.4	2.8	1.1	
N of Valid	811	834	732	544	2921	
N of Miss	25	13	12	3	53	

Table 98: How many times in the past year (12 months) have you: volunteered to do community service?









Response	6	8	10	12	Total	
Never	50.7	56.2	49.3	47.5	51.4	
1 to 2 times	23.2	19.4	18.2	15.7	19.5	
3 to 5 times	10.5	10.0	12.7	13.3	11.4	
6 to 9 times	7.3	5.8	7.8	7.6	7.0	
10 to 19 times	2.9	3.8	4.0	7.0	4.2	
20 to 29 times	1.7	1.9	3.1	2.0	2.2	
30 to 39 times	1.0	1.1	1.4	2.2	1.3	
40+ times	2.6	1.8	3.6	4.8	3.0	
N of Valid	806	834	732	543	2915	
N of Miss	29	13	12	4	58	

Table 99: How many times in the past year (12 months) have you: taken a handgun to school?





Response	6	8	10	12	Total	
Never	99.1	99.4	99.2	99.3	99.2	
1 to 2 times	0.7	0.4	0.3	0.0	0.4	
3 to 5 times	0.0	0.0	0.0	0.0	0.0	
6 to 9 times	0.1	0.0	0.1	0.2	0.1	
10 to 19 times	0.0	0.0	0.0	0.2	0.0	
20 to 29 times	0.0	0.0	0.1	0.0	0.0	
30 to 39 times	0.0	0.1	0.0	0.0	0.0	
40+ times	0.0	0.1	0.3	0.4	0.2	
N of Valid	816	834	732	543	2925	
N of Miss	20	13	12	4	49	

Table 100: Are you currently on probation, or assigned a probation officer with Juvenile Court?



Response	6	8	10	12	Total	
No	98.3	97.5	97.9	98.6	98.0	
Yes	1.7	2.5	2.1	1.4	2.0	
N of Valid	743	757	681	515	2696	
N of Miss	93	90	63	32	278	

Table 101: Have you ever belonged to a gang?






Response	6	8	10	12	Total	
No	93.0	90.6	92.5	96.1	92.7	
No, but would like to	1.3	2.4	2.0	0.4	1.6	
Yes, in the past	3.4	4.2	2.3	2.2	3.1	
Yes, belong now	2.2	2.4	3.1	1.3	2.3	
Yes, but would like to get out	0.0	0.5	0.0	0.0	0.1	
N of Valid	816	836	734	538	2924	
N of Miss	19	10	10	9	48	

Table 102: If you have ever belonged to a gang, did that gang have a name?

Response	6	8	10	12	Total
No	8.9	7.0	9.8	9.8	8.8
Yes	4.7	6.1	5.4	3.1	5.0
I have never belonged to a gang	86.4	86.9	84.8	87.1	86.3
N of Valid	808	823	722	521	2874
N of Miss	23	23	19	18	83

Table 103: How many times have you done the following things? done what feels good no matter what.

Response	6	8	10	12	Total
Never	50.1	39.4	32.7	24.9	37.8
I've done it, but not in the past year	13.6	15.1	13.0	10.7	13.3
Less than once a month	8.9	10.5	12.2	13.5	11.1
About once a month	4.5	8.0	10.9	12.5	8.6
2 or 3 times a month	4.8	6.6	10.2	13.1	8.3
Once a week or more	18.1	20.4	21.0	25.4	20.9
N of Valid	764	820	728	535	2847
N of Miss	66	25	15	8	114

Table 104: How many times have you done the following things? done something dangerous because someone dared you to do it.

Response	6	8	10	12	Total
Never	66.5	54.3	47.2	46.6	54.5
I've done it, but not in the past year	20.7	18.9	23.0	22.9	21.2
Less than once a month	4.3	10.7	11.2	13.4	9.6
About once a month	2.6	4.7	7.8	7.1	5.3
2 or 3 times a month	1.9	4.7	5.8	5.4	4.3
Once a week or more	4.0	6.7	4.9	4.7	5.1
N of Valid	807	825	729	537	2898
N of Miss	29	22	14	10	75

Table 105: How many times have you done the following things? done crazy things even if they are a little dangerous.







Response	6	8	10	12	Total	
Never	58.0	38.6	29.3	26.8	39.5	
I've done it, but not in the past year	22.7	22.0	19.9	21.2	21.5	
Less than once a month	5.5	12.4	18.5	19.5	13.3	
About once a month	3.5	6.3	8.6	10.6	6.9	
2 or 3 times a month	3.2	8.4	10.4	9.5	7.6	
Once a week or more	7.2	12.4	13.3	12.5	11.2	
N of Valid	811	824	730	538	2903	
N of Miss	24	23	14	9	70	

Table 106: You're looking at CD's in a music store with a friend. You look up and see her slip a CD under her coat. She smiles and says 'Which one do you want? Go ahead, take it while nobody's around.' There is nobody in sight, no employees and no other customers. What would you do now?





Response	6	8	10	12	Total	
Ignore her	12.9	14.7	17.7	22.8	16.4	
Grab a CD and leave the store	2.2	5.9	9.3	6.1	5.8	
Tell her to put the CD back	61.6	47.5	36.9	36.4	46.7	
Act like it is a joke, and ask her to put the CD back	23.4	32.0	36.1	34.7	31.1	
N of Valid	809	832	729	539	2909	
N of Miss	23	13	13	8	57	

Table 107: You are visiting another part of town, and you don't know any of the people your age there. You are walking down the street, and some teenager you don't know is walking toward you. He is about your size, and as he is about to pass you, he deliberately bumps into you and you almost lose your balance. What would you say or do?





Response	6	8	10	12	Total	
Push the person back	14.8	16.0	16.1	13.0	15.1	
Say 'Excuse me' and keep on walking	52.3	43.0	46.0	47.4	47.2	
Say 'Watch where you are going' and keep on walking	27.5	30.8	25.6	24.3	27.4	
Swear at the person and walk away	5.5	10.3	12.3	15.2	10.4	
N of Valid	805	826	726	538	2895	
N of Miss	27	15	13	8	63	

Table 108: You are at a party at someone's house, and one of your friends offers you a drink containing alcohol. What would you say or do?





Response	6	8	10	12	Total	
Drink it	6.6	20.2	34.2	42.3	24.0	
Tell your friend, 'No thanks, I don't drink' and suggest that you and your friend go and do something else	52.1	41.6	29.4	24.8	38.3	
Just say, 'No thanks' and walk away	24.4	25.1	28.7	27.9	26.3	
Make up a good excuse, tell your friend you had something else to do, and leave	16.9	13.1	7.7	5.0	11.3	
N of Valid	806	830	731	537	2904	
N of Miss	25	16	12	9	62	

Table 109: It's 8:00 on a weeknight and you are about to go over to a friend's home when your mother asks you where you are going. You say 'Oh, just going to go hang out with some friends.' She says, 'No, you'll just get into trouble if you go out. Stay home tonight.' What would you do now?





Response	6	8	10	12	Total	
Leave the house anyway	4.6	7.7	7.3	6.9	6.6	
Explain what you are going to do with your friends, tell her when you will get home, and ask if you can go out	54.4	66.1	73.5	76.0	66.6	
Not say anything and start watching TV	33.9	17.7	10.7	8.7	18.8	
Get into an argument with her	7.1	8.5	8.5	8.4	8.1	
N of Valid	805	823	728	538	2894	
N of Miss	26	17	12	8	63	

Table 110: How often do you attend religious services or activities?





Response	6	8	10	12	Total	
Never	13.4	8.9	12.8	12.2	11.8	
Rarely	18.7	18.1	21.9	23.8	20.3	
1-2 Times a Month	11.9	12.0	12.1	15.7	12.7	
About Once a Week or More	56.0	61.0	53.2	48.2	55.3	
N of Valid	804	828	729	541	2902	
N of Miss	32	19	14	6	71	

Table 111: I do the opposite of what people tell me, just to get them mad.





Response	6	8	10	12	Total	
Very False	52.0	35.6	32.8	39.7	40.2	
Somewhat False	27.7	32.0	31.3	29.5	30.2	
Somewhat True	17.2	28.5	31.8	29.0	26.3	
Very True	3.1	3.9	4.1	1.8	3.3	
N of Valid	804	825	726	542	2897	
N of Miss	31	21	15	5	72	

Table 112: I like to see how much I can get away with.





Response	6	8	10	12	Total	
Very False	61.5	42.5	35.1	38.3	45.2	
Somewhat False	19.6	25.2	28.0	25.0	24.3	
Somewhat True	14.0	24.0	27.1	28.7	22.9	
Very True	4.8	8.2	9.8	8.1	7.7	
N of Valid	805	825	726	541	2897	
N of Miss	30	22	16	5	73	

Table 113: I ignore rules that get in my way.





Response	6	8	10	12	Total	
Very False	67.0	51.2	40.8	39.4	50.8	
Somewhat False	17.0	24.0	29.5	27.9	24.2	
Somewhat True	13.0	19.4	22.7	25.9	19.7	
Very True	3.0	5.3	7.0	6.8	5.4	
N of Valid	806	824	726	541	2897	
N of Miss	29	21	16	6	72	

Table 114: I think sometimes it's okay to cheat at school.


Response	6	8	10	12	Total	
NO!	65.4	39.2	20.1	17.9	37.7	
no	24.4	34.9	34.8	34.1	31.8	
yes	8.9	22.4	37.6	39.3	25.6	
YES!	1.4	3.6	7.6	8.7	4.9	
N of Valid	811	832	728	542	2913	
N of Miss	23	15	15	5	58	

Table 115: It is important to think before you act.


Response	6	8	10	12	Total	
NO!	2.8	2.2	1.4	1.3	2.0	
no	5.1	5.4	4.8	2.8	4.7	
yes	26.0	34.7	40.2	41.7	35.0	
YES!	66.1	57.7	53.6	54.2	58.4	
N of Valid	811	829	726	542	2908	
N of Miss	24	17	16	5	62	

Table 116: Sometimes I think that life is not worth it.


Response	6	8	10	12	Total	
NO!	55.5	52.1	40.1	46.3	48.9	
no	21.5	18.5	27.1	23.1	22.3	
yes	16.1	20.0	24.0	23.9	20.6	
YES!	6.9	9.5	8.8	6.7	8.1	
N of Valid	795	822	720	540	2877	
N of Miss	41	23	21	7	92	

Table 117: At times I think I am no good at all.





Response	6	8	10	12	Total	
NO!	33.0	32.9	27.0	29.8	30.8	
no	21.3	22.8	28.4	29.8	25.1	
yes	31.7	30.0	33.5	32.2	31.7	
YES!	13.9	14.4	11.2	8.3	12.3	
N of Valid	797	821	723	541	2882	
N of Miss	38	24	20	6	88	

Table 118: All in all, I am inclined to think that I am a failure.





Response	6	8	10	12	Total	
NO!	48.3	46.8	39.4	45.8	45.2	
no	27.8	30.4	37.3	35.7	32.4	
yes	17.2	15.0	17.1	13.5	15.9	
YES!	6.7	7.8	6.2	5.0	6.6	
N of Valid	795	822	724	541	2882	
N of Miss	40	24	18	6	88	

Table 119: In the past year, have you felt depressed or sad MOST days, even if you felt okay sometimes?





Response	6	8	10	12	Total	
NO!	31.6	33.5	23.1	27.6	29.3	
no	19.0	24.5	28.9	28.9	24.9	
yes	31.1	26.1	31.8	28.9	29.4	
YES!	18.4	15.9	16.2	14.5	16.4	
N of Valid	805	828	727	539	2899	
N of Miss	30	19	17	7	73	

Table 120: It is all right to beat up people if they start the fight.

Response	6	8	10	12	Total	
NO!	45.8	29.7	22.9	24.0	31.4	
no	22.9	21.6	21.3	19.6	21.5	
yes	16.5	26.0	29.8	27.9	24.7	
YES!	14.8	22.7	26.0	28.5	22.4	
N of Valid	802	828	724	541	2895	
N of Miss	32	19	18	6	75	

Table 121: I think it is okay to take something without asking if you can get away with it.

Response	6	8	10	12	Total	
NO!	75.8	64.4	53.2	54.5	62.9	
no	19.9	29.5	37.7	39.2	30.7	
yes	3.0	4.5	7.2	5.0	4.8	
YES!	1.3	1.6	1.9	1.3	1.5	
N of Valid	797	824	725	541	2887	
N of Miss	38	22	19	6	85	

Table 122: Sometimes we don't know what we will do as adults, but we may have an idea. Please answer how true these statements may be for you. WHEN I AM AN ADULT I WILL: smoke cigarettes.

Response	6	8	10	12	Total	
NO!	80.9	74.0	70.9	66.4	73.7	
no	14.6	18.0	19.1	18.1	17.3	
yes	3.6	6.7	7.8	11.8	7.1	
YES!	0.9	1.3	2.2	3.7	1.9	
N of Valid	801	824	722	542	2889	
N of Miss	33	23	21	5	82	

Table 123: Sometimes we don't know what we will do as adults, but we may have an idea. Please answer how true these statements may be for you. WHEN I AM AN ADULT I WILL: drink beer, wine, or liquor.


Response	6	8	10	12	Total	
NO!	63.6	44.2	30.9	28.0	43.2	
no	18.3	21.1	20.3	16.5	19.3	
yes	15.9	28.7	36.2	39.6	29.1	
YES!	2.3	6.0	12.6	15.9	8.5	
N of Valid	799	823	724	540	2886	
N of Miss	36	23	20	6	85	

Table 124: Sometimes we don't know what we will do as adults, but we may have an idea. Please answer how true these statements may be for you. WHEN I AM AN ADULT I WILL: smoke marijuana.


Response	6	8	10	12	Total	
NO!	90.5	82.7	69.2	67.8	78.7	
no	8.4	10.7	18.9	18.9	13.6	
yes	0.9	4.5	7.8	7.9	5.0	
YES!	0.3	2.1	4.2	5.4	2.7	
N of Valid	800	821	720	541	2882	
N of Miss	36	25	23	6	90	

Table 125: Sometimes we don't know what we will do as adults, but we may have an idea. Please answer how true these statements may be for you. WHEN I AM AN ADULT I WILL: use LSD, cocaine, amphetamines or another illegal drug.


Response	6	8	10	12	Total	
NO!	94.6	91.5	89.6	91.3	91.9	
no	5.0	8.2	9.0	7.2	7.3	
yes	0.2	0.2	1.0	1.5	0.7	
YES!	0.1	0.1	0.4	0.0	0.2	
N of Valid	801	822	722	542	2887	
N of Miss	35	24	22	5	86	

Table 126: How much do you think people risk harming themselves (physically or in other ways) if they: smoked one or more packs of cigarettes per day?

Response	6	8	10	12	Total	
No risk	9.6	5.1	3.3	2.6	5.5	
Slight risk	7.4	6.6	7.9	6.2	7.1	
Moderate risk	20.5	17.9	18.3	20.3	19.1	
Great risk	62.5	70.5	70.5	70.9	68.3	
N of Valid	801	823	722	532	2878	
N of Miss	34	24	21	15	94	

Table 127: How much do you think people risk harming themselves (physically or in other ways) if they: try marijuana once or twice?

Response	6	8	10	12	Total	
No risk	13.2	12.0	21.8	29.2	18.0	
Slight risk	20.7	22.0	27.5	30.1	24.5	
Moderate risk	26.7	24.9	20.7	18.7	23.2	
Great risk	39.5	41.1	30.1	21.9	34.3	
N of Valid	798	819	721	534	2872	
N of Miss	36	28	21	13	98	

Table 128: How much do you think people risk harming themselves (physically or in other ways) if they: smoke marijuana regularly?

Response	6	8	10	12	Total	
No risk	11.2	7.2	9.8	12.2	9.9	
Slight risk	3.2	6.3	12.4	16.9	9.0	
Moderate risk	10.3	11.8	16.5	20.3	14.1	
Great risk	75.3	74.7	61.4	50.7	67.0	
N of Valid	787	806	717	533	2843	
N of Miss	47	40	27	14	128	

Table 129: How much do you think people risk harming themselves (physically or in other ways) if they: take one or two drinks of an alcoholic beverage (beer, wine, liquor) nearly every day?

Response	6	8	10	12	Total	
No risk	13.7	9.2	12.4	13.6	12.1	
Slight risk	21.9	25.1	25.5	25.0	24.3	
Moderate risk	25.8	29.5	27.1	29.4	27.8	
Great risk	38.7	36.2	35.0	32.0	35.8	
N of Valid	796	814	719	531	2860	
N of Miss	40	33	23	15	111	

Table 130: How much do you think people risk harming themselves (physically or in other ways) if they: have five or more drinks once or twice each weekend?

Response	6	8	10	12	Total	
No risk	12.4	6.5	8.6	9.4	9.2	
Slight risk	10.4	12.6	14.3	16.7	13.2	
Moderate risk	22.8	26.9	27.9	29.6	26.5	
Great risk	54.4	54.1	49.2	44.3	51.1	
N of Valid	798	819	721	533	2871	
N of Miss	37	28	23	13	101	

Table 131: Have you ever used smokeless tobacco (chew, snuff, plug, dipping tobacco, or chewing tobacco)?

Response	6	8	10	12	Total	
Never	88.7	82.1	77.6	73.3	81.2	
Once or Twice	8.6	9.7	11.2	11.4	10.1	
Once in a while but not regularly	1.4	4.6	3.7	5.2	3.6	
Regularly in the past	1.0	1.3	3.2	3.9	2.2	
Regularly now	0.4	2.2	4.3	6.2	2.9	
N of Valid	805	823	723	536	2887	
N of Miss	31	24	21	11	87	

Table 132: How often have you taken smokeless tobacco during the past 30 days?


Response	6	8	10	12	Total	
Not at all	96.5	93.2	91.7	88.6	92.9	
Once or twice	3.0	4.0	2.8	3.4	3.3	
Once or twice per week	0.1	1.0	1.4	0.7	0.8	
Three to five times per week	0.3	0.6	0.7	0.7	0.6	
About once a day	0.1	0.1	0.7	1.3	0.5	
More than once a day	0.0	1.1	2.8	5.2	2.0	
N of Valid	798	825	724	534	2881	
N of Miss	38	22	20	13	93	

Table 133: Have you ever smoked cigarettes?


Response	6	8	10	12	Total	
Never	87.4	74.7	67.5	49.5	71.8	
Once or Twice	8.9	14.4	13.8	17.4	13.3	
Once in a while but not regularly	1.6	5.8	10.7	13.6	7.3	
Regularly in the past	1.7	2.2	4.0	8.2	3.6	
Regularly now	0.4	2.9	4.0	11.2	4.0	
N of Valid	801	826	723	535	2885	
N of Miss	35	21	20	12	88	

Table 134: How frequently have you smoked cigarettes during the past 30 days?


Response	6	8	10	12	Total	
Not at all	97.4	92.2	87.0	77.0	89.5	
Less than one cigarette per day	1.8	4.7	7.3	9.5	5.4	
One to five cigarettes per day	0.8	1.6	3.0	6.9	2.7	
About one-half pack per day	0.1	0.4	1.4	5.2	1.5	
About one pack per day	0.0	0.6	0.8	0.6	0.5	
About one and one-half packs per day	0.0	0.4	0.1	0.4	0.2	
Two packs or more per day	0.0	0.1	0.3	0.4	0.2	
N of Valid	800	824	723	535	2882	
N of Miss	36	23	21	11	91	

Table 135: Which statement best describes rules about smoking inside your home?






Response	6	8	10	12	Total	
Smoking is not allowed anywhere inside your home	65.9	68.1	68.0	72.0	68.2	
Smoking is allowed in some places and at some times	8.6	7.4	6.4	9.2	7.8	
Smoking is allowed anywhere inside the home	3.4	4.9	4.8	5.6	4.6	
There are no rules about smoking inside the home	6.4	7.2	9.3	8.4	7.7	
I don't know	15.7	12.3	11.5	4.9	11.7	
N of Valid	798	819	723	535	2875	
N of Miss	37	27	21	12	97	

Table 136: Which statement best describes rules about smoking in your family cars?







Response	6	8	10	12	Total	
Smoking is never allowed in any car	61.1	55.1	57.3	57.6	57.8	
Smoking is allowed sometimes or in some cars	14.0	14.8	11.9	19.6	14.7	
Smoking is allowed in any car anytime	4.9	6.7	7.5	6.7	6.4	
There are no rules about smoking in the car	7.0	9.1	10.8	9.9	9.1	
We do not have a family car	1.0	1.0	1.2	0.6	1.0	
I don't know	12.1	13.3	11.2	5.6	11.0	
N of Valid	802	820	721	535	2878	
N of Miss	34	26	23	12	95	

Table 137: During this school year, were you taught in any of your classes about the dangers of tobacco use?

Response	6	8	10	12	Total	
Strongly agree	45.4	39.3	18.3	13.2	30.8	
Agree	24.3	30.8	34.2	23.6	28.5	
Disagree	5.8	7.9	16.6	19.6	11.7	
Strongly disagree	6.0	7.6	14.1	27.0	12.4	
I don't know	18.5	14.4	16.8	16.6	16.5	
N of Valid	782	806	716	530	2834	
N of Miss	54	41	26	17	138	

Table 138: During the past 12 months, have you participated in any community activities to discourage people your age from using cigarettes, chewing tobacco, snuff, dip or cigars?

Response	6	8	10	12	Total	
Strongly agree	24.3	15.7	10.2	8.5	15.3	
Agree	19.3	19.8	17.3	15.0	18.1	
Disagree	13.1	19.1	24.5	22.6	19.5	
Strongly disagree	17.9	19.0	26.9	37.2	24.1	
I don't know	25.5	26.5	21.1	16.7	23.0	
N of Valid	773	805	717	532	2827	
N of Miss	61	40	27	15	143	

Table 139: On how many occasions have you had alcoholic beverages (beer, wine or hard liquor) to drink in your lifetime - more than just a few sips?

Response	6	8	10	12	Total	
0	82.6	64.9	47.3	34.5	59.8	
1-2	12.5	14.6	14.5	12.7	13.7	
3-5	2.4	6.9	10.8	10.3	7.2	
6-9	0.7	5.0	6.5	8.0	4.7	
10-19	1.1	3.8	5.5	11.0	4.8	
20-39	0.4	1.5	6.1	7.1	3.4	
40+	0.2	3.4	9.3	16.4	6.4	
N of Valid	801	826	723	536	2886	
N of Miss	32	21	18	11	82	

Table 140: On how many occasions have you had beer, wine or hard liquor to drink during the past 30 days?


Response	6	8	10	12	Total	
0	97.0	86.5	73.4	66.5	82.5	
1-2	1.6	7.7	13.0	15.2	8.7	
3-5	1.0	3.0	6.6	7.7	4.2	
6-9	0.0	1.3	3.4	4.1	2.0	
10-19	0.4	0.7	1.4	3.6	1.3	
20-39	0.0	0.4	1.1	1.5	0.7	
40+	0.0	0.4	1.1	1.3	0.6	
N of Valid	806	827	725	532	2890	
N of Miss	30	20	18	15	83	

Table 141: On how many occasions have you used marijuana (grass, pot) or hashish (hash, hash oil) in your lifetime?


Response	6	8	10	12	Total	
0	98.0	90.8	77.5	65.2	84.7	
1-2	1.5	3.4	5.7	6.0	3.9	
3-5	0.3	1.2	2.9	6.0	2.3	
6-9	0.0	0.8	3.2	4.1	1.8	
10-19	0.1	1.2	2.5	3.7	1.7	
20-39	0.1	0.7	2.2	1.9	1.1	
40+	0.0	1.8	6.0	13.1	4.4	
N of Valid	800	824	721	535	2880	
N of Miss	36	23	22	12	93	

Table 142: On how many occasions have you used marijuana (grass, pot) or hashish (hash, hash oil) during the past 30 days?


Response	6	8	10	12	Total	
0	99.8	96.1	89.3	84.2	93.2	
1-2	0.1	1.8	3.6	5.1	2.4	
3-5	0.1	0.7	1.9	2.3	1.1	
6-9	0.0	1.0	1.0	2.3	0.9	
10-19	0.0	0.0	1.5	1.7	0.7	
20-39	0.0	0.1	1.2	1.5	0.6	
40+	0.0	0.2	1.4	3.0	1.0	
N of Valid	801	826	722	533	2882	
N of Miss	35	21	20	14	90	

Table 143: On how many occasions have you used LSD or other psychedelics in your lifetime?


Response	6	8	10	12	Total	
0	99.7	99.6	98.2	97.8	99.0	
1-2	0.3	0.1	1.7	1.5	0.8	
3-5	0.0	0.2	0.1	0.4	0.2	
6-9	0.0	0.0	0.0	0.2	0.0	
10-19	0.0	0.0	0.0	0.2	0.0	
20-39	0.0	0.0	0.0	0.0	0.0	
40+	0.0	0.0	0.0	0.0	0.0	
N of Valid	796	828	722	534	2880	
N of Miss	40	19	21	13	93	

Table 144: On how many occasions have you used LSD or other psychedelics during the past 30 days?


Response	6	8	10	12	Total	
0	100.0	99.9	99.9	99.8	99.9	
1-2	0.0	0.1	0.1	0.2	0.1	
3-5	0.0	0.0	0.0	0.0	0.0	
6-9	0.0	0.0	0.0	0.0	0.0	
10-19	0.0	0.0	0.0	0.0	0.0	
20-39	0.0	0.0	0.0	0.0	0.0	
40+	0.0	0.0	0.0	0.0	0.0	
N of Valid	797	829	723	535	2884	
N of Miss	39	18	20	12	89	

Table 145: On how many occasions have you used cocaine or crack in your lifetime?


Response	6	8	10	12	Total	
0	99.3	99.0	98.5	96.8	98.5	
1-2	0.5	0.7	1.2	2.4	1.1	
3-5	0.1	0.1	0.0	0.4	0.1	
6-9	0.0	0.0	0.1	0.2	0.1	
10-19	0.1	0.0	0.1	0.2	0.1	
20-39	0.0	0.0	0.0	0.0	0.0	
40+	0.0	0.1	0.0	0.0	0.0	
N of Valid	800	827	722	535	2884	
N of Miss	36	20	21	12	89	

Table 146: On how many occasions have you used cocaine or crack during the past 30 days?




Response	6	8	10	12	Total	
0	99.6	99.8	99.4	99.8	99.7	
1-2	0.1	0.2	0.4	0.2	0.2	
3-5	0.1	0.0	0.1	0.0	0.1	
6-9	0.0	0.0	0.0	0.0	0.0	
10-19	0.1	0.0	0.0	0.0	0.0	
20-39	0.0	0.0	0.0	0.0	0.0	
40+	0.0	0.0	0.0	0.0	0.0	
N of Valid	795	824	720	534	2873	
N of Miss	40	23	22	13	98	

Table 147: On how many occasions have you sniffed glue, breathed the contents of an aerosol spray can, or inhaled other gases or sprays, in order to get high in your lifetime?








Response	6	8	10	12	Total	
0	90.2	89.3	87.8	89.1	89.2	
1-2	5.3	6.8	6.5	5.4	6.0	
3-5	2.3	1.7	2.4	2.6	2.2	
6-9	1.0	1.2	1.5	1.3	1.3	
10-19	0.3	0.6	1.1	0.4	0.6	
20-39	0.5	0.1	0.1	0.6	0.3	
40+	0.5	0.2	0.6	0.6	0.5	
N of Valid	795	826	722	534	2877	
N of Miss	40	21	21	13	95	

Table 148: On how many occasions have you sniffed glue, breathed the contents of an aerosol spray can, or inhaled other gases or sprays, in order to get high during the past 30 days?







Response	6	8	10	12	Total	
0	94.7	97.3	95.8	98.1	96.4	
1-2	3.0	2.3	2.4	1.1	2.3	
3-5	1.1	0.1	0.7	0.2	0.6	
6-9	0.9	0.1	0.4	0.6	0.5	
10-19	0.1	0.0	0.6	0.0	0.2	
20-39	0.1	0.0	0.1	0.0	0.1	
40+	0.0	0.1	0.0	0.0	0.0	
N of Valid	794	827	721	535	2877	
N of Miss	41	20	22	12	95	

Table 149: On how many occasions have you used phenoxydine (pox, px, breeze) in your lifetime?


Response	6	8	10	12	Total	
0	100.0	100.0	100.0	100.0	100.0	
1-2	0.0	0.0	0.0	0.0	0.0	
3-5	0.0	0.0	0.0	0.0	0.0	
6-9	0.0	0.0	0.0	0.0	0.0	
10-19	0.0	0.0	0.0	0.0	0.0	
20-39	0.0	0.0	0.0	0.0	0.0	
40+	0.0	0.0	0.0	0.0	0.0	
N of Valid	791	824	723	534	2872	
N of Miss	45	23	20	13	101	

Table 150: On how many occasions have you used phenoxydine (pox, px, breeze) during the past 30 days?


Response	6	8	10	12	Total	
0	100.0	100.0	100.0	100.0	100.0	
1-2	0.0	0.0	0.0	0.0	0.0	
3-5	0.0	0.0	0.0	0.0	0.0	
6-9	0.0	0.0	0.0	0.0	0.0	
10-19	0.0	0.0	0.0	0.0	0.0	
20-39	0.0	0.0	0.0	0.0	0.0	
40+	0.0	0.0	0.0	0.0	0.0	
N of Valid	785	823	719	531	2858	
N of Miss	50	24	24	16	114	

Table 151: On how many occasions have you used sedatives (tranquilizers, such as Valium or Xanax, barbiturates, or sleeping pills) without a doctor telling you to take them, in your lifetime?








Response	6	8	10	12	Total	
0	93.9	90.4	83.4	81.4	87.9	
1-2	3.7	4.5	6.5	3.4	4.6	
3-5	0.8	2.4	4.1	3.8	2.6	
6-9	0.6	1.2	2.3	3.4	1.7	
10-19	0.3	0.4	1.8	3.8	1.3	
20-39	0.3	0.5	0.4	1.7	0.6	
40+	0.5	0.6	1.4	2.6	1.1	
N of Valid	789	824	724	533	2870	
N of Miss	47	23	19	14	103	

Table 152: On how many occasions have you used sedatives (tranquilizers, such as Valium or Xanax, barbiturates, or sleeping pills) without a doctor telling you to take them, during the past 30 days?


Response	6	8	10	12	Total	
0	97.1	96.0	92.6	92.7	94.8	
1-2	2.3	2.3	4.0	3.2	2.9	
3-5	0.3	1.1	2.1	2.4	1.4	
6-9	0.3	0.5	0.6	0.8	0.5	
10-19	0.0	0.1	0.6	0.6	0.3	
20-39	0.0	0.0	0.0	0.2	0.0	
40+	0.1	0.0	0.1	0.2	0.1	
N of Valid	792	824	720	533	2869	
N of Miss	44	23	23	14	104	

Table 153: On how many occasions have you used methamphetamines (meth, speed, crank, crystal meth) in your lifetime?


Response	6	8	10	12	Total	
0	99.5	98.9	98.9	98.1	98.9	
1-2	0.5	0.6	0.8	1.1	0.7	
3-5	0.0	0.4	0.3	0.2	0.2	
6-9	0.0	0.0	0.0	0.0	0.0	
10-19	0.0	0.0	0.0	0.2	0.0	
20-39	0.0	0.0	0.0	0.4	0.1	
40+	0.0	0.1	0.0	0.0	0.0	
N of Valid	792	826	720	531	2869	
N of Miss	44	21	23	16	104	

Table 154: On how many occasions have you used methamphetamines (meth, speed, crank, crystal meth) in the past 30 days?




Response	6	8	10	12	Total	
0	100.0	99.6	99.6	98.9	99.6	
1-2	0.0	0.4	0.3	0.6	0.3	
3-5	0.0	0.0	0.0	0.4	0.1	
6-9	0.0	0.0	0.0	0.0	0.0	
10-19	0.0	0.0	0.0	0.2	0.0	
20-39	0.0	0.0	0.1	0.0	0.0	
40+	0.0	0.0	0.0	0.0	0.0	
N of Valid	792	823	720	532	2867	
N of Miss	44	24	24	15	107	

Table 155: On how many occasions have you used stimulants, other than Methamphetamines (such as amphetamines, Ritalin or Dexedrine) without a doctor telling you to take them, in your lifetime?








Response	6	8	10	12	Total	
0	99.6	98.3	97.4	95.5	97.9	
1-2	0.3	0.8	1.2	1.1	0.8	
3-5	0.1	0.4	0.4	1.3	0.5	
6-9	0.0	0.2	0.1	0.8	0.2	
10-19	0.0	0.0	0.4	0.8	0.2	
20-39	0.0	0.0	0.1	0.2	0.1	
40+	0.0	0.2	0.3	0.4	0.2	
N of Valid	787	824	722	532	2865	
N of Miss	49	23	21	15	108	

Table 156: On how many occasions have you used stimulants, other than Methamphetamines (such as amphetamines, Ritalin or Dexedrine) without a doctor telling you to take them, during the past 30 days?






Response	6	8	10	12	Total	
0	99.7	99.1	98.9	97.6	99.0	
1-2	0.3	0.5	0.6	0.9	0.5	
3-5	0.0	0.1	0.3	0.6	0.2	
6-9	0.0	0.0	0.3	0.8	0.2	
10-19	0.0	0.0	0.0	0.2	0.0	
20-39	0.0	0.0	0.0	0.0	0.0	
40+	0.0	0.2	0.0	0.0	0.1	
N of Valid	787	823	721	533	2864	
N of Miss	49	24	22	14	109	

Table 157: On how many occasions have you used heroin or other opiates in your lifetime?







Response	6	8	10	12	Total	
0	99.5	99.8	99.4	98.1	99.3	
1-2	0.4	0.0	0.3	0.2	0.2	
3-5	0.0	0.2	0.0	0.4	0.1	
6-9	0.0	0.0	0.0	0.6	0.1	
10-19	0.1	0.0	0.0	0.4	0.1	
20-39	0.0	0.0	0.0	0.2	0.0	
40+	0.0	0.0	0.3	0.2	0.1	
N of Valid	787	825	720	533	2865	
N of Miss	49	22	23	14	108	

Table 158: On how many occasions have you used heroin or other opiates during the past 30 days?

Response	6	8	10	12	Total	
0	99.9	99.9	99.7	98.7	99.6	
1-2	0.1	0.1	0.0	0.7	0.2	
3-5	0.0	0.0	0.0	0.2	0.0	
6-9	0.0	0.0	0.0	0.4	0.1	
10-19	0.0	0.0	0.0	0.0	0.0	
20-39	0.0	0.0	0.1	0.0	0.0	
40+	0.0	0.0	0.1	0.0	0.0	
N of Valid	788	825	721	534	2868	
N of Miss	48	22	22	13	105	

Table 159: On how many occasions have you used MDMA ('X', 'E', or ecstasy) in your lifetime?

Response	6	8	10	12	Total	
0	99.7	98.3	98.6	96.8	98.5	
1-2	0.1	1.5	1.1	2.6	1.2	
3-5	0.1	0.1	0.1	0.2	0.1	
6-9	0.0	0.1	0.1	0.4	0.1	
10-19	0.0	0.0	0.0	0.0	0.0	
20-39	0.0	0.0	0.0	0.0	0.0	
40+	0.0	0.0	0.0	0.0	0.0	
N of Valid	785	825	719	532	2861	
N of Miss	51	22	24	15	112	

Table 160: On how many occasions have you used MDMA ('X', 'E', or ecstasy) during the past 30 days?

Response	6	8	10	12	Total	
0	99.6	99.8	99.6	99.6	99.6	
1-2	0.4	0.2	0.4	0.4	0.4	
3-5	0.0	0.0	0.0	0.0	0.0	
6-9	0.0	0.0	0.0	0.0	0.0	
10-19	0.0	0.0	0.0	0.0	0.0	
20-39	0.0	0.0	0.0	0.0	0.0	
40+	0.0	0.0	0.0	0.0	0.0	
N of Valid	783	820	716	534	2853	
N of Miss	53	26	28	13	120	

Table 161: On how many occasions have you taken prescription drugs (such as Valium, Xanax, Ritalin, Adderall, OxyContin, Darvocet, or sleeping pills) on your own-that is, without a doctor telling you to take them in your lifetime?








Response	6	8	10	12	Total	
0	95.5	91.6	83.1	78.2	88.1	
1-2	2.9	3.9	7.1	5.6	4.8	
3-5	0.6	1.6	4.5	4.1	2.5	
6-9	0.4	1.0	1.8	2.8	1.4	
10-19	0.3	0.6	1.3	3.9	1.3	
20-39	0.0	0.5	0.7	1.5	0.6	
40+	0.3	0.8	1.5	3.8	1.4	
N of Valid	785	825	718	533	2861	
N of Miss	51	22	25	14	112	

Table 162: On how many occasions have you taken prescription drugs (such as Valium, Xanax, Ritalin, Adderall, OxyContin, Darvocet, or sleeping pills) on your own-that is, without a doctor telling you to take them during the past 30 days?








Response	6	8	10	12	Total	
0	97.8	96.0	93.5	91.0	94.9	
1-2	1.3	2.3	2.9	4.1	2.5	
3-5	0.4	1.1	1.8	1.3	1.1	
6-9	0.0	0.5	0.7	1.3	0.6	
10-19	0.4	0.0	0.3	1.7	0.5	
20-39	0.0	0.0	0.3	0.2	0.1	
40+	0.1	0.1	0.6	0.4	0.3	
N of Valid	787	824	721	531	2863	
N of Miss	49	23	22	16	110	

Table 163: On how many occasions have you taken non-prescription medicines such as diet pills (for example, Dietac, Dexatrim or Prolamine), stay-awake pills (for example No-Doz, Vivarin, or Wake), or cough or cold medicines (robos, DXM, etc.) to get high in your lifetime?








Response	6	8	10	12	Total	
0	96.9	95.4	92.4	91.9	94.4	
1-2	1.3	1.5	2.9	2.8	2.0	
3-5	0.6	0.7	1.3	1.7	1.0	
6-9	0.3	1.0	1.4	0.7	0.8	
10-19	0.3	0.7	0.8	1.1	0.7	
20-39	0.1	0.4	0.3	0.6	0.3	
40+	0.5	0.4	1.0	1.1	0.7	
N of Valid	784	826	719	534	2863	
N of Miss	52	21	24	13	110	

Table 164: On how many occasions have you taken non-prescription medicines such as diet pills (for example, Dietac, Dexatrim or Prolamine), stay-awake pills (for example No-Doz, Vivarin, or Wake), or cough or cold medicines (robos, DXM, etc.) to get high during the past 30 days?






Response	6	8	10	12	Total	
0	97.7	98.7	97.6	97.9	98.0	
1-2	1.1	1.0	1.3	1.3	1.2	
3-5	0.6	0.2	0.7	0.6	0.5	
6-9	0.1	0.1	0.4	0.0	0.2	
10-19	0.0	0.0	0.0	0.2	0.0	
20-39	0.0	0.0	0.0	0.0	0.0	
40+	0.4	0.0	0.0	0.0	0.1	
N of Valid	784	825	718	533	2860	
N of Miss	51	22	25	13	111	

Table 165: On how many occasions have you been drunk or very high from drinking alcoholic beverages during the past 30 days?


Response	6	8	10	12	Total	
0	98.5	94.1	85.5	78.8	90.3	
1-2	1.1	3.6	7.1	10.6	5.1	
3-5	0.3	1.1	3.2	4.3	2.0	
6-9	0.0	0.5	2.4	2.5	1.2	
10-19	0.1	0.6	0.3	1.7	0.6	
20-39	0.0	0.1	0.7	0.6	0.3	
40+	0.0	0.0	0.8	1.5	0.5	
N of Valid	784	825	718	529	2856	
N of Miss	51	22	23	18	114	

Table 166: On how many occasions have you drunk flavored alcoholic beverages, sometimes called 'alcopops' (like Mike's Hard Lemonade, Smirnoff Ice, Bacardi Breezers, etc.) in your lifetime?


Response	6	8	10	12	Total	
0	91.1	77.7	59.9	50.9	72.0	
1-2	6.0	8.3	12.5	7.7	8.6	
3-5	1.4	5.7	7.9	9.1	5.7	
6-9	0.9	3.5	5.1	7.9	4.0	
10-19	0.4	1.7	5.5	12.1	4.2	
20-39	0.0	1.1	3.1	4.2	1.9	
40+	0.3	1.9	6.0	8.1	3.6	
N of Valid	789	822	721	530	2862	
N of Miss	47	24	22	14	107	

Table 167: On how many occasions have you drunk flavored alcoholic beverages, sometimes called 'alcopops' (like Mike's Hard Lemonade, Smirnoff Ice, Bacardi Breezers, etc.) during the past 30 days?


Response	6	8	10	12	Total	
0	97.5	92.1	83.0	79.5	88.9	
1-2	2.2	4.6	7.9	9.8	5.7	
3-5	0.0	2.2	4.2	6.6	2.9	
6-9	0.4	0.6	1.7	2.6	1.2	
10-19	0.0	0.4	1.4	0.8	0.6	
20-39	0.0	0.1	0.8	0.0	0.2	
40+	0.0	0.0	1.1	0.8	0.4	
N of Valid	788	820	722	531	2861	
N of Miss	47	26	22	15	110	

Table 168: Think back over the last two weeks. How many times have you had five or more alcoholic drinks in a row?


Response	6	8	10	12	Total	
None	96.4	93.5	86.1	79.5	89.8	
Once	1.8	2.5	4.9	7.3	3.8	
Twice	0.9	2.0	3.9	5.3	2.8	
3-5 times	0.8	1.5	2.6	5.6	2.4	
6-9 times	0.0	0.4	1.5	0.9	0.7	
10 or more times	0.1	0.2	1.0	1.3	0.6	
N of Valid	785	814	717	533	2849	
N of Miss	50	33	27	14	124	

Table 169: During the past 30 days, how many times did you ride in a car or other vehicle driven by someone who had been drinking alcohol?


Response	6	8	10	12	Total	
0 times	86.5	85.3	82.1	86.5	85.0	
1 time	6.8	6.4	7.6	7.5	7.0	
2 or 3 times	3.5	4.7	6.3	5.1	4.8	
4 or 5 times	1.0	1.6	1.8	0.8	1.3	
6 or more times	2.2	2.1	2.2	0.2	1.8	
N of Valid	779	815	714	532	2840	
N of Miss	57	32	30	15	134	

Table 170: During the past 30 days, how many times did you drive a car or other vehicle when you had been drinking alcohol?







Response	6	8	10	12	Total	
I did not drive a car in the past 30 days	46.1	54.9	34.5	13.9	39.4	
0 times	52.1	42.3	61.6	79.7	57.1	
1 time	0.5	0.9	1.3	3.4	1.4	
2 or 3 times	0.5	0.6	1.0	2.4	1.1	
4 or 5 times	0.1	0.5	1.0	0.2	0.5	
6 or more times	0.5	0.8	0.6	0.4	0.6	
N of Valid	739	773	704	531	2747	
N of Miss	62	34	30	14	140	

Table 171: If you drank alcohol (not just a sip or taste) in the past year, how did you usually get it?













Response	6	8	10	12	Total	
I did not drink alcohol in the past year	89.8	76.7	57.1	45.4	69.5	
I bought it myself with a fake ID	0.0	0.1	0.0	0.6	0.1	
I bought it myself without a fake ID	0.3	0.0	0.3	1.5	0.4	
I got it from someone I know age 21 or older	0.8	4.4	13.2	25.7	9.6	
I got it from someone I know under age 21	0.5	2.8	4.6	7.1	3.4	
I got it from my brother or sister	0.4	0.9	2.6	2.5	1.5	
I got it from home with my parents' permission	1.7	3.8	5.9	6.4	4.2	
I got it from home without my parents' permission	1.7	3.0	4.9	1.0	2.7	
I got it from another relative	1.3	3.0	3.0	2.9	2.5	
A stranger bought it for me	0.0	0.5	0.3	1.5	0.5	
I took it from a store or shop	0.1	0.1	0.0	0.2	0.1	
Other	3.3	4.8	8.1	5.2	5.3	
N of Valid	756	797	695	518	2766	
N of Miss	78	41	35	19	173	

Table 172: If you drank alcohol (not just a sip or taste) in the past year, where did you usually drink it?











Response	6	8	10	12	Total	
I did not drink alcohol in the past year	90.8	77.8	59.7	45.6	70.8	
at my home	3.5	8.7	12.0	13.8	9.0	
at someone else's home	3.5	9.3	20.6	30.5	14.5	
at an open area like a park, beach, field, back road, woods, or a street corner	1.1	2.3	4.0	6.2	3.1	
at a sporting event or concert	0.1	0.1	1.3	0.2	0.4	
at a restaurant, bar, or a nightclub	0.1	0.5	0.4	1.0	0.5	
at an empty building or a construction site	0.3	0.3	0.1	0.0	0.2	
at a hotel/motel	0.4	0.1	0.7	1.0	0.5	
in a car	0.3	0.5	0.6	1.0	0.5	
at school	0.0	0.4	0.4	0.8	0.4	
N of Valid	750	794	683	515	2742	
N of Miss	85	41	39	20	185	

Table 173: During the last month, about how many marijuana cigarettes, or the equivalent, did you smoke a day, on the average?








Response	6	8	10	12	Total	
None	98.3	93.0	86.7	82.7	91.0	
Less than 1 a day	0.8	3.4	5.7	7.6	4.0	
1 a day	0.3	0.5	1.8	2.3	1.1	
2-3 a day	0.4	1.8	2.4	3.8	2.0	
4-6 a day	0.1	0.6	1.8	1.7	1.0	
7-10 a day	0.0	0.1	0.6	0.8	0.3	
11 or more a day	0.1	0.5	1.0	1.1	0.6	
N of Valid	769	815	707	527	2818	
N of Miss	67	32	37	20	156	

Table 174: How wrong would most adults (over 21) in your neighborhood think it is for kids your age: to use marijuana?





Response	6	8	10	12	Total	
Very wrong	91.1	78.2	72.2	62.8	77.4	
Wrong	4.8	14.3	16.0	21.2	13.4	
A little bit wrong	2.7	5.2	8.6	10.7	6.4	
Not wrong at all	1.3	2.4	3.1	5.3	2.8	
N of Valid	765	807	699	524	2795	
N of Miss	71	39	43	23	176	

Table 175: How wrong would most adults (over 21) in your neighborhood think it is for kids your age: to drink alcohol?





Response	6	8	10	12	Total	
Very wrong	82.5	64.4	49.2	41.0	61.1	
Wrong	8.8	18.5	24.1	21.2	17.7	
A little bit wrong	6.4	12.0	20.3	27.3	15.4	
Not wrong at all	2.4	5.1	6.4	10.5	5.7	
N of Valid	764	806	701	524	2795	
N of Miss	72	41	43	23	179	

Table 176: How wrong would most adults (over 21) in your neighborhood think it is for kids your age: to smoke cigarettes?





Response	6	8	10	12	Total	
Very wrong	81.3	66.7	56.5	38.2	62.8	
Wrong	10.1	18.0	21.2	23.3	17.6	
A little bit wrong	6.0	9.3	15.6	25.0	12.9	
Not wrong at all	2.6	6.0	6.7	13.5	6.7	
N of Valid	764	806	699	524	2793	
N of Miss	72	41	45	23	181	

Table 177: How much do each of the following statements describe your neighborhood? crime and/or drug selling

Response	6	8	10	12	Total	
NO!	79.3	65.9	61.8	54.0	66.2	
no	12.1	21.8	23.0	24.2	19.9	
yes	6.3	9.0	11.1	15.7	10.1	
YES!	2.2	3.3	4.1	6.1	3.8	
N of Valid	758	809	704	528	2799	
N of Miss	77	38	39	19	173	

Table 178: How much do each of the following statements describe your neighborhood? fights

Response	6	8	10	12	Total	
NO!	65.7	58.6	57.2	53.9	59.3	
no	14.7	24.9	27.7	28.5	23.5	
yes	14.0	11.8	12.3	13.7	12.9	
YES!	5.7	4.7	2.8	4.0	4.4	
N of Valid	757	807	705	527	2796	
N of Miss	77	38	38	19	172	

Table 179: How much do each of the following statements describe your neighborhood? lots of empty or abandoned buildings

Response	6	8	10	12	Total	
NO!	71.1	64.4	64.8	61.9	65.8	
no	18.1	25.7	25.1	27.5	23.8	
yes	7.9	7.4	7.8	8.0	7.8	
YES!	2.9	2.5	2.3	2.7	2.6	
N of Valid	758	808	704	527	2797	
N of Miss	77	39	40	20	176	

Table 180: How much do each of the following statements describe your neighborhood? lots of graffiti


Response	6	8	10	12	Total	
NO!	78.8	72.7	72.9	70.0	73.9	
no	13.3	20.9	21.7	27.1	20.3	
yes	4.7	3.6	4.0	2.3	3.7	
YES!	3.2	2.7	1.4	0.6	2.1	
N of Valid	750	807	705	527	2789	
N of Miss	86	40	39	20	185	

Table 181: If I had to move, I would miss the neighborhood I now live in.


Response	6	8	10	12	Total	
NO!	13.3	13.1	13.2	14.2	13.4	
no	9.7	15.6	20.1	21.0	16.2	
yes	26.7	31.6	35.2	39.2	32.6	
YES!	50.2	39.7	31.5	25.6	37.8	
N of Valid	759	808	705	528	2800	
N of Miss	73	38	37	19	167	

Table 182: My neighbors notice when I am doing a good job and let me know about it.

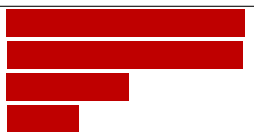
Response	6	8	10	12	Total	
NO!	34.2	36.9	37.4	39.4	36.7	
no	28.2	38.4	39.9	40.1	36.4	
yes	21.2	16.9	16.5	14.8	17.6	
YES!	16.4	7.7	6.3	5.7	9.3	
N of Valid	758	804	704	526	2792	
N of Miss	78	43	39	21	181	

Table 183: I like my neighborhood.

Response	6	8	10	12	Total
NO!	7.9	11.4	9.7	11.6	10.1
no	7.9	10.1	15.0	15.2	11.7
yes	33.6	40.2	47.2	52.3	42.4
YES!	50.6	38.2	28.2	21.0	35.8
N of Valid	757	808	702	528	2795
N of Miss	77	39	40	19	175

Table 184: There are lots of adults in my neighborhood I could talk to about something important.

Response	6	8	10	12	Total
NO!	23.3	27.7	27.9	27.1	26.4
no	22.6	26.6	32.4	37.8	29.1
yes	27.5	24.6	24.6	23.5	25.2
YES!	26.6	21.1	15.0	11.6	19.3
N of Valid	756	805	706	527	2794
N of Miss	79	42	38	20	179

Table 185: I'd like to get out of my neighborhood.

Response	6	8	10	12	Total
NO!	60.2	43.2	33.7	26.7	42.3
no	23.8	33.7	39.9	38.9	33.5
yes	9.4	13.7	17.5	22.9	15.2
YES!	6.6	9.4	8.9	11.6	9.0
N of Valid	756	805	704	525	2790
N of Miss	79	40	39	22	180

Table 186: There are people in my neighborhood who are proud of me when I do something well.

Response	6	8	10	12	Total	
NO!	20.9	23.5	24.0	23.0	22.8	
no	19.4	31.3	31.2	36.1	29.0	
yes	32.0	30.1	33.0	29.1	31.2	
YES!	27.7	15.1	11.8	11.8	17.0	
N of Valid	747	803	703	526	2779	
N of Miss	86	43	41	21	191	

Table 187: There are people in my neighborhood who encourage me to do my best.

Response	6	8	10	12	Total	
NO!	17.8	23.2	25.2	23.2	22.3	
no	20.1	26.9	27.6	34.4	26.7	
yes	29.3	31.8	32.9	30.2	31.1	
YES!	32.9	18.1	14.3	12.2	20.0	
N of Valid	748	806	706	526	2786	
N of Miss	88	41	38	21	188	

Table 188: I feel safe in my neighborhood.

Response	6	8	10	12	Total	
NO!	10.3	8.0	6.8	7.3	8.2	
no	10.1	12.1	12.1	9.8	11.1	
yes	28.8	40.1	45.0	50.7	40.3	
YES!	50.8	39.9	36.0	32.3	40.4	
N of Valid	756	803	702	523	2784	
N of Miss	79	41	41	24	185	

Table 189: Which of the following activities for people your age are available in your community? sports teams?



Response	6	8	10	12	Total	
No	15.7	13.5	12.4	12.3	13.6	
Yes	84.3	86.5	87.6	87.7	86.4	
N of Valid	745	801	701	522	2769	
N of Miss	90	46	43	25	204	

Table 190: Which of the following activities for people your age are available in your community? scouting?



Response	6	8	10	12	Total	
No	33.3	44.8	46.9	44.6	42.2	
Yes	66.7	55.2	53.1	55.4	57.8	
N of Valid	729	786	691	514	2720	
N of Miss	107	61	53	33	254	

Table 191: Which of the following activities for people your age are available in your community? boys and girls clubs?



Response	6	8	10	12	Total	
No	38.2	47.5	49.4	49.7	45.9	
Yes	61.8	52.5	50.6	50.3	54.1	
N of Valid	725	785	690	515	2715	
N of Miss	110	62	54	32	258	

Table 192: Which of the following activities for people your age are available in your community? 4-H clubs?



Response	6	8	10	12	Total	
No	58.0	52.7	47.7	44.3	51.1	
Yes	42.0	47.3	52.3	55.7	48.9	
N of Valid	679	774	692	512	2657	
N of Miss	157	73	52	35	317	

Table 193: Which of the following activities for people your age are available in your community? service clubs?



Response	6	8	10	12	Total	
No	46.9	45.9	44.5	38.4	44.4	
Yes	53.1	54.1	55.5	61.6	55.6	
N of Valid	699	774	688	513	2674	
N of Miss	136	73	56	33	298	

Table 194: If a kid smoked marijuana in your neighborhood would he or she be caught by the police?





Response	6	8	10	12	Total	
NO!	12.7	17.7	16.7	27.7	18.0	
no	21.1	34.3	49.4	52.0	37.9	
yes	27.1	25.3	23.8	13.6	23.2	
YES!	39.2	22.7	10.1	6.7	21.0	
N of Valid	750	796	701	523	2770	
N of Miss	86	50	42	24	202	

Table 195: If a kid drank some beer, wine or hard liquor (for example, vodka, whiskey, or gin) in your neighborhood would he or she be caught by the police?





Response	6	8	10	12	Total	
NO!	15.5	20.6	24.5	31.2	22.2	
no	25.7	42.1	52.8	52.1	42.3	
yes	28.0	20.2	16.4	12.6	19.9	
YES!	30.9	17.1	6.3	4.0	15.6	
N of Valid	744	796	701	522	2763	
N of Miss	91	51	42	25	209	

Table 196: If a kid carried a handgun in your neighborhood would he or she be caught by the police?





Response	6	8	10	12	Total	
NO!	14.2	15.5	17.4	22.6	16.9	
no	19.9	27.5	35.7	40.5	30.0	
yes	24.1	29.3	30.2	23.5	27.0	
YES!	41.8	27.8	16.7	13.4	26.0	
N of Valid	747	796	701	523	2767	
N of Miss	89	51	42	24	206	

Table 197: If you wanted to get some cigarettes, how easy would it be for you to get some?





Response	6	8	10	12	Total	
Very hard	73.2	44.2	25.7	12.3	41.1	
Sort of hard	8.0	16.5	18.1	6.9	12.8	
Sort of easy	9.4	19.9	24.3	14.8	17.2	
Very easy	9.4	19.3	32.0	66.1	28.8	
N of Valid	734	792	701	522	2749	
N of Miss	101	55	43	25	224	

Table 198: If you wanted to get some beer, wine or hard liquor (for example, vodka, whiskey, or gin), how easy would it be for you to get some?





Response	6	8	10	12	Total	
Very hard	70.1	42.7	23.4	12.1	39.2	
Sort of hard	10.9	18.7	15.5	11.3	14.4	
Sort of easy	9.2	21.5	24.5	28.0	20.2	
Very easy	9.9	17.1	36.6	48.7	26.2	
N of Valid	728	790	702	522	2742	
N of Miss	107	56	42	25	230	

Table 199: If you wanted to get a drug like cocaine, LSD, or amphetamines, how easy would it be for you to get some?





Response	6	8	10	12	Total	
Very hard	92.7	79.2	64.5	48.1	73.1	
Sort of hard	2.9	10.3	16.0	23.4	12.3	
Sort of easy	2.2	6.0	11.3	16.5	8.3	
Very easy	2.2	4.6	8.3	12.1	6.3	
N of Valid	728	787	701	522	2738	
N of Miss	108	60	43	25	236	

Table 200: If you wanted to get a handgun, how easy would it be for you to get one?





Response	6	8	10	12	Total	
Very hard	67.8	55.8	46.9	37.1	53.1	
Sort of hard	12.0	17.0	20.3	22.2	17.5	
Sort of easy	8.5	13.8	13.4	16.6	12.9	
Very easy	11.7	13.3	19.4	24.1	16.5	
N of Valid	727	788	700	523	2738	
N of Miss	108	59	42	24	233	

Table 201: If you wanted to get some marijuana, how easy would it be for you to get some?





Response	6	8	10	12	Total	
Very hard	89.3	68.1	41.2	23.4	58.4	
Sort of hard	4.5	9.9	12.2	8.8	8.8	
Sort of easy	2.8	8.9	16.9	20.3	11.5	
Very easy	3.4	13.1	29.8	47.4	21.3	
N of Valid	727	788	699	521	2735	
N of Miss	108	59	45	25	237	

Table 202: During the past 12 months, have you participated in any alcohol prevention programs or seen any alcohol prevention messages in your school or community? Yes, a school-based program focused on preventing underage drinking and/or drinking and driving.

Response	6	8	10	12	Total	
No	59.8	73.6	80.6	83.5	73.3	
Yes	40.2	26.4	19.4	16.5	26.7	
N of Valid	836	847	744	547	2974	
N of Miss	0	0	0	0	0	

Table 203: During the past 12 months, have you participated in any alcohol prevention programs or seen any alcohol prevention messages in your school or community? Yes, a community-based program focused on preventing underage drinking and/or drinking and driving (for example, through your church or temple or through youth groups like Boys and Girls Club or 4-H).

Response	6	8	10	12	Total	
No	84.2	91.4	94.2	94.3	90.6	
Yes	15.8	8.6	5.8	5.7	9.4	
N of Valid	836	847	744	547	2974	
N of Miss	0	0	0	0	0	

Table 204: During the past 12 months, have you participated in any alcohol prevention programs or seen any alcohol prevention messages in your school or community? Yes, a media campaign addressing underage drinking and/or drinking and driving (for example, newspaper ads, posters, pamphlets, radio, TV).

Response	6	8	10	12	Total	
No	85.3	86.9	87.2	88.5	86.8	
Yes	14.7	13.1	12.8	11.5	13.2	
N of Valid	836	847	744	547	2974	
N of Miss	0	0	0	0	0	

Table 205: During the past 12 months, have you participated in any alcohol prevention programs or seen any alcohol prevention messages in your school or community? No

Response	6	8	10	12	Total	
No	58.5	39.4	33.9	31.3	41.9	
Yes	41.5	60.6	66.1	68.7	58.1	
N of Valid	836	847	744	547	2974	
N of Miss	0	0	0	0	0	

Table 206: How wrong do your parents feel it would be for YOU to: drink beer, wine or hard liquor (for example, vodka, whiskey or gin) regularly?





Response	6	8	10	12	Total	
Very wrong	89.1	78.7	63.0	52.1	72.6	
Wrong	7.4	11.8	18.1	22.3	14.2	
A little bit wrong	2.8	7.1	14.3	17.4	9.7	
Not wrong at all	0.7	2.4	4.6	8.1	3.6	
N of Valid	745	794	700	516	2755	
N of Miss	90	51	43	31	215	

Table 207: How wrong do your parents feel it would be for YOU to: smoke cigarettes?





Response	6	8	10	12	Total	
Very wrong	92.6	85.9	79.2	61.6	81.5	
Wrong	5.4	8.5	12.7	21.3	11.1	
A little bit wrong	0.9	3.1	5.5	11.8	4.8	
Not wrong at all	1.1	2.4	2.6	5.2	2.6	
N of Valid	746	797	703	516	2762	
N of Miss	90	50	41	31	212	

Table 208: How wrong do your parents feel it would be for YOU to: smoke marijuana?





Response	6	8	10	12	Total	
Very wrong	97.7	93.3	84.7	81.2	90.0	
Wrong	1.6	3.1	8.8	8.5	5.2	
A little bit wrong	0.4	2.1	3.6	6.4	2.8	
Not wrong at all	0.3	1.4	2.9	3.9	1.9	
N of Valid	735	794	701	515	2745	
N of Miss	101	53	43	31	228	

Table 209: How wrong do your parents feel it would be for YOU to: steal something worth more than \$5?

Response	6	8	10	12	Total	
Very wrong	86.8	84.7	84.6	81.8	84.7	
Wrong	10.4	11.4	11.1	13.2	11.4	
A little bit wrong	1.5	2.8	3.3	2.5	2.5	
Not wrong at all	1.3	1.1	1.0	2.5	1.4	
N of Valid	741	790	700	516	2747	
N of Miss	94	56	44	31	225	

Table 210: How wrong do your parents feel it would be for YOU to: draw graffiti, write things, or draw pictures on buildings or other property (without the owner's permission)?

Response	6	8	10	12	Total	
Very wrong	88.9	84.2	81.7	74.1	82.9	
Wrong	7.0	11.3	13.4	17.2	11.8	
A little bit wrong	3.0	3.0	3.3	6.0	3.6	
Not wrong at all	1.1	1.5	1.7	2.7	1.7	
N of Valid	741	796	703	517	2757	
N of Miss	95	51	41	30	217	

Table 211: How wrong do your parents feel it would be for YOU to: pick a fight with someone?

Response	6	8	10	12	Total	
Very wrong	69.4	58.4	53.8	48.1	58.3	
Wrong	19.4	22.3	25.5	27.3	23.3	
A little bit wrong	7.8	16.0	14.7	20.0	14.2	
Not wrong at all	3.4	3.3	6.0	4.7	4.2	
N of Valid	746	794	701	516	2757	
N of Miss	90	52	42	31	215	

Table 212: During the past 12 months, have you talked with at least one of your parents about the dangers of underage drinking and/or drinking and driving? By parents, we mean either your biological parents, adoptive parents, stepparents, or adult guardians - whether or not they live with you.



Response	6	8	10	12	Total	
No	56.7	61.7	58.3	60.6	59.3	
Yes	43.3	38.3	41.7	39.4	40.7	
N of Valid	705	775	688	508	2676	
N of Miss	131	72	56	39	298	

Table 213: Have any of your brothers or sisters ever: drunk beer, wine or hard liquor (for example, vodka, whiskey or gin)?




Response	6	8	10	12	Total	
No	74.9	56.3	43.4	37.4	54.5	
Yes	20.3	39.0	51.4	59.1	40.9	
I don't have any brothers or sisters	4.7	4.7	5.2	3.5	4.6	
N of Valid	738	788	698	514	2738	
N of Miss	98	58	46	33	235	

Table 214: Have any of your brothers or sisters ever: smoked marijuana?




Response	6	8	10	12	Total	
No	90.5	80.2	67.1	62.5	76.3	
Yes	4.9	15.1	27.6	34.2	19.1	
I don't have any brothers or sisters	4.6	4.7	5.3	3.3	4.6	
N of Valid	737	789	699	514	2739	
N of Miss	99	58	44	33	234	

Table 215: Have any of your brothers or sisters ever: smoked cigarettes?




Response	6	8	10	12	Total	
No	76.5	67.4	57.7	51.3	64.3	
Yes	18.9	27.8	36.9	45.0	31.0	
I don't have any brothers or sisters	4.6	4.8	5.3	3.7	4.7	
N of Valid	735	785	693	513	2726	
N of Miss	100	62	51	34	247	

Table 216: Have any of your brothers or sisters ever: taken a handgun to school?




Response	6	8	10	12	Total	
No	94.2	94.3	93.1	95.3	94.2	
Yes	1.1	1.0	1.7	1.2	1.2	
I don't have any brothers or sisters	4.8	4.7	5.2	3.5	4.6	
N of Valid	736	789	698	514	2737	
N of Miss	99	58	46	33	236	

Table 217: Have any of your brothers or sisters ever: been suspended or expelled from school?




Response	6	8	10	12	Total	
No	74.2	71.6	69.1	67.8	71.0	
Yes	21.1	23.5	25.6	28.3	24.3	
I don't have any brothers or sisters	4.8	4.8	5.3	3.9	4.8	
N of Valid	736	790	696	512	2734	
N of Miss	100	57	47	35	239	

Table 218: The rules in my family are clear.





Response	6	8	10	12	Total	
NO!	4.3	3.3	3.7	3.5	3.7	
no	6.0	7.1	9.9	10.8	8.2	
yes	28.4	38.4	44.7	40.9	37.8	
YES!	61.3	51.2	41.7	44.8	50.3	
N of Valid	736	787	696	511	2730	
N of Miss	98	60	48	36	242	

Table 219: People in my family often insult or yell at each other.

Response	6	8	10	12	Total	
NO!	39.0	25.9	18.5	18.2	26.1	
no	31.1	38.3	43.4	39.0	37.8	
yes	20.1	23.5	26.1	29.6	24.4	
YES!	9.8	12.3	11.9	13.1	11.7	
N of Valid	731	783	696	510	2720	
N of Miss	105	59	48	37	249	

Table 220: When I am not at home, one of my parents knows where I am and who I am with.

Response	6	8	10	12	Total	
NO!	2.7	3.5	3.2	3.9	3.3	
no	3.0	6.9	9.9	10.6	7.3	
yes	25.9	33.0	41.6	46.0	35.7	
YES!	68.3	56.6	45.3	39.5	53.7	
N of Valid	733	781	697	509	2720	
N of Miss	101	66	46	38	251	

Table 221: We argue about the same things in my family over and over.

Response	6	8	10	12	Total	
NO!	36.1	22.3	13.8	12.4	22.0	
no	33.0	35.6	37.4	35.0	35.3	
yes	18.5	28.3	36.3	37.4	29.4	
YES!	12.4	13.8	12.5	15.2	13.4	
N of Valid	725	781	695	508	2709	
N of Miss	109	65	49	39	262	

Table 222: If you drank some beer or wine or liquor (for example, vodka, whiskey, or gin) without your parents' permission, would you be caught by your parents?





Response	6	8	10	12	Total	
NO!	8.4	11.0	11.9	16.3	11.6	
no	5.5	19.2	33.5	40.4	23.2	
yes	13.9	23.0	25.4	23.4	21.3	
YES!	72.2	46.9	29.2	19.9	44.0	
N of Valid	722	783	696	508	2709	
N of Miss	113	63	48	39	263	

Table 223: My family has clear rules about alcohol and drug use.





Response	6	8	10	12	Total	
NO!	5.2	5.6	5.6	4.3	5.3	
no	4.6	7.8	12.1	13.1	9.0	
yes	15.3	23.9	35.1	36.9	26.9	
YES!	74.9	62.8	47.3	45.7	58.8	
N of Valid	724	784	696	510	2714	
N of Miss	111	62	48	37	258	

Table 224: If you carried a handgun without your parents' permission, would you be caught by your parents?





Response	6	8	10	12	Total	
NO!	6.0	6.6	7.9	9.2	7.3	
no	4.0	8.4	15.3	19.6	11.1	
yes	14.9	23.0	26.6	31.2	23.3	
YES!	75.0	62.1	50.2	39.9	58.3	
N of Valid	717	778	693	509	2697	
N of Miss	119	69	51	38	277	

Table 225: If you skipped school would you be caught by your parents?





Response	6	8	10	12	Total	
NO!	5.1	7.5	6.9	9.2	7.0	
no	5.3	12.4	16.4	24.1	13.7	
yes	15.2	23.8	31.4	33.1	25.2	
YES!	74.4	56.3	45.3	33.5	54.0	
N of Valid	722	783	695	510	2710	
N of Miss	113	64	48	37	262	

Table 226: Do you feel very close to your mother?





Response	6	8	10	12	Total	
NO!	6.8	8.5	12.0	11.6	9.5	
no	4.7	11.3	14.5	14.6	11.0	
yes	17.6	26.3	31.4	34.4	26.8	
YES!	70.9	53.9	42.2	39.4	52.7	
N of Valid	721	778	692	508	2699	
N of Miss	112	68	51	39	270	

Table 227: Do you share your thoughts and feelings with your mother?





Response	6	8	10	12	Total	
NO!	11.9	14.0	16.5	15.5	14.4	
no	15.0	23.8	26.5	24.1	22.2	
yes	26.4	27.5	30.2	33.1	29.0	
YES!	46.7	34.7	26.8	27.4	34.5	
N of Valid	715	778	691	511	2695	
N of Miss	119	69	53	36	277	

Table 228: My parents ask me what I think before most family decisions affecting me are made.


Response	6	8	10	12	Total	
NO!	11.4	14.7	15.9	14.8	14.2	
no	18.8	21.8	29.1	31.8	24.8	
yes	30.5	39.9	35.7	35.3	35.5	
YES!	39.3	23.6	19.3	18.1	25.6	
N of Valid	708	776	694	507	2685	
N of Miss	126	70	50	40	286	

Table 229: Do you share your thoughts and feelings with your father?


Response	6	8	10	12	Total	
NO!	20.3	26.4	24.5	26.9	24.4	
no	22.4	26.0	28.7	32.7	27.0	
yes	22.7	23.2	29.3	25.1	25.0	
YES!	34.6	24.5	17.4	15.2	23.6	
N of Valid	719	773	689	505	2686	
N of Miss	116	72	54	42	284	

Table 230: Do you enjoy spending time with your mother?


Response	6	8	10	12	Total	
NO!	4.7	7.1	10.4	10.2	7.9	
no	3.6	7.6	9.9	10.4	7.6	
yes	24.0	36.4	45.9	43.8	36.9	
YES!	67.7	48.9	33.8	35.6	47.5	
N of Valid	718	777	689	509	2693	
N of Miss	117	69	55	38	279	

Table 231: Do you enjoy spending time with your father?

Response	6	8	10	12	Total	
NO!	8.2	12.9	14.2	17.1	12.8	
no	6.1	8.0	11.1	13.1	9.3	
yes	22.3	31.9	40.0	42.1	33.3	
YES!	63.3	47.3	34.6	27.6	44.6	
N of Valid	716	766	682	503	2667	
N of Miss	118	77	62	44	301	

Table 232: If I had a personal problem, I could ask my mom or dad for help.

Response	6	8	10	12	Total	
NO!	6.4	11.1	10.4	10.3	9.5	
no	4.9	10.8	12.8	16.4	10.8	
yes	24.6	29.8	40.3	39.1	32.9	
YES!	64.1	48.3	36.5	34.2	46.8	
N of Valid	715	775	690	506	2686	
N of Miss	116	71	54	41	282	

Table 233: Do you feel very close to your father?

Response	6	8	10	12	Total	
NO!	9.9	17.1	17.7	21.0	16.1	
no	10.9	15.9	19.3	22.0	16.6	
yes	22.6	23.2	30.8	31.2	26.5	
YES!	56.6	43.9	32.1	25.8	40.9	
N of Valid	716	773	688	500	2677	
N of Miss	120	72	56	46	294	

Table 234: My parents give me lots of chances to do fun things with them.


Response	6	8	10	12	Total	
NO!	6.2	10.6	9.8	11.9	9.5	
no	11.6	17.1	21.0	27.7	18.6	
yes	29.5	35.7	39.9	36.2	35.2	
YES!	52.6	36.6	29.2	24.2	36.7	
N of Valid	722	776	691	505	2694	
N of Miss	114	70	51	41	276	

Table 235: My parents ask if I've gotten my homework done.


Response	6	8	10	12	Total	
NO!	1.6	4.6	6.3	10.7	5.4	
no	3.8	10.2	13.1	23.2	11.7	
yes	23.3	32.1	42.4	41.8	34.2	
YES!	71.3	53.1	38.2	24.2	48.8	
N of Valid	734	783	694	512	2723	
N of Miss	99	63	50	35	247	

Table 236: People in my family have serious arguments.

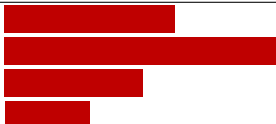
Response	6	8	10	12	Total	
NO!	38.5	24.6	17.9	18.8	25.5	
no	36.6	44.2	46.3	44.5	42.8	
yes	14.7	20.1	23.2	24.6	20.3	
YES!	10.2	11.1	12.6	12.1	11.4	
N of Valid	727	776	691	512	2706	
N of Miss	106	67	53	35	261	

Table 237: Would your parents know if you did not come home on time?

Response	6	8	10	12	Total	
NO!	2.1	4.4	3.8	6.7	4.0	
no	5.6	8.4	11.2	18.0	10.2	
yes	24.9	34.2	41.3	39.9	34.6	
YES!	67.5	53.0	43.8	35.4	51.2	
N of Valid	720	774	690	511	2695	
N of Miss	115	71	54	35	275	

Table 238: It is important to be honest with your parents, even if they become upset or you get punished.

Response	6	8	10	12	Total	
NO!	2.6	4.9	4.2	4.9	4.1	
no	3.3	10.0	13.3	12.0	9.4	
yes	22.5	31.8	41.3	44.5	34.1	
YES!	71.5	53.3	41.2	38.6	52.4	
N of Valid	724	780	685	508	2697	
N of Miss	110	67	57	38	272	

Table 239: My parents notice when I am doing a good job and let me know about it.

Response	6	8	10	12	Total	
Never or Almost Never	7.4	10.0	12.7	10.9	10.2	
Sometimes	19.1	27.0	31.1	39.2	28.2	
Often	26.8	30.3	33.8	28.3	29.9	
All the time	46.6	32.7	22.4	21.6	31.7	
N of Valid	727	782	687	513	2709	
N of Miss	107	65	56	34	262	

Table 240: How often do your parents tell you they're proud of you for something you've done?





Response	6	8	10	12	Total	
Never or Almost Never	6.1	10.3	12.4	13.1	10.2	
Sometimes	17.8	23.9	29.6	36.7	26.2	
Often	30.7	31.7	32.0	26.6	30.5	
All the time	45.4	34.1	26.0	23.6	33.1	
N of Valid	723	779	685	512	2699	
N of Miss	110	68	59	35	272	

Table 241: How many brothers and sisters, including stepbrothers and stepsisters, do you have that are younger than you?








Response	6	8	10	12	Total	
0	33.6	33.2	34.9	31.4	33.4	
1	30.8	28.4	28.4	29.8	29.3	
2	15.3	16.4	16.1	18.0	16.3	
3	8.9	8.3	9.2	10.2	9.1	
4	3.9	5.4	4.8	4.5	4.7	
5	2.9	3.8	2.2	2.5	2.9	
6 or more	4.7	4.5	4.3	3.5	4.3	
N of Valid	727	761	682	510	2680	
N of Miss	107	82	59	36	284	

Table 242: How many brothers and sisters, including stepbrothers and stepsisters, do you have that are older than you?








Response	6	8	10	12	Total	
0	29.9	30.1	32.5	33.4	31.3	
1	27.4	26.1	27.7	28.7	27.4	
2	18.1	18.2	18.7	16.0	17.9	
3	8.6	10.2	10.2	10.4	9.8	
4	6.0	5.3	4.5	4.1	5.1	
5	4.1	3.2	2.5	4.3	3.5	
6 or more	5.9	6.7	3.9	3.1	5.1	
N of Valid	730	773	686	512	2701	
N of Miss	105	74	58	35	272	

Table 243: Have you changed homes in the past year (the last 12 months)?



Response	6	8	10	12	Total	
No	71.3	72.4	75.3	77.3	73.8	
Yes	28.7	27.6	24.7	22.7	26.2	
N of Valid	725	768	683	512	2688	
N of Miss	111	78	61	35	285	

Table 244: How many times have you changed homes since kindergarten?






Response	6	8	10	12	Total	
Never	31.4	28.1	24.7	22.2	27.0	
1 or 2 times	33.7	32.2	27.8	32.7	31.5	
3 or 4 times	18.7	19.6	23.8	20.6	20.6	
5 or 6 times	8.6	8.8	11.3	12.3	10.0	
7 or more times	7.7	11.4	12.4	12.3	10.8	
N of Valid	713	762	684	514	2673	
N of Miss	122	84	58	32	296	

Table 245: Have you changed schools (including changing from elementary to middle and middle to high school) in the past year?



Response	6	8	10	12	Total	
No	70.5	66.4	76.0	87.0	73.9	
Yes	29.5	33.6	24.0	13.0	26.1	
N of Valid	708	760	680	515	2663	
N of Miss	126	86	64	32	308	

Table 246: How many times have you changed schools since kindergarten (including changing from elementary to middle and middle to high school)?






Response	6	8	10	12	Total	
Never	30.5	25.0	23.9	25.6	26.3	
1 or 2 times	42.9	31.8	20.3	21.6	29.8	
3 or 4 times	15.8	27.9	32.0	31.7	26.5	
5 or 6 times	6.1	8.5	14.8	13.4	10.4	
7 or more times	4.7	6.8	9.0	7.8	7.0	
N of Valid	708	761	681	515	2665	
N of Miss	125	85	63	32	305	

Table 247: Has anyone in your family ever had severe alcohol or drug problems?



Response	6	8	10	12	Total	
No	69.7	61.3	52.9	51.4	59.5	
Yes	30.3	38.7	47.1	48.6	40.5	
N of Valid	709	759	679	514	2661	
N of Miss	127	88	64	33	312	

Table 248: About how many adults (over 21) have you known personally who in the past year have: used marijuana, crack, cocaine, or other drugs?






Response	6	8	10	12	Total	
0	73.6	63.6	49.0	39.1	57.8	
1	15.6	13.9	18.6	14.3	15.6	
2	5.7	9.4	9.7	13.0	9.2	
3-4	3.0	5.9	9.9	9.4	6.8	
5+	2.1	7.3	12.8	24.2	10.6	
N of Valid	705	758	679	509	2651	
N of Miss	131	89	65	37	322	

Table 249: About how many adults (over 21) have you known personally who in the past year have: sold or dealt drugs?






Response	6	8	10	12	Total	
0	87.2	73.5	65.1	55.5	71.5	
1	7.2	11.9	13.8	13.7	11.5	
2	3.0	6.7	6.9	10.0	6.4	
3-4	1.0	3.8	6.2	9.0	4.7	
5+	1.6	4.1	7.9	11.8	5.9	
N of Valid	698	758	680	510	2646	
N of Miss	135	88	64	37	324	

Table 250: About how many adults (over 21) have you known personally who in the past year have: done other things that could get them in trouble with the police, like stealing, selling stolen goods, mugging or assaulting others, etc.?






Response	6	8	10	12	Total	
0	79.8	67.5	60.5	55.4	66.7	
1	12.6	13.3	15.7	14.4	14.0	
2	3.7	7.3	8.5	8.9	6.9	
3-4	1.8	5.5	5.6	8.5	5.1	
5+	2.0	6.3	9.7	12.8	7.3	
N of Valid	704	758	681	507	2650	
N of Miss	131	89	63	40	323	

Table 251: About how many adults (over 21) have you known personally who in the past year have: gotten drunk or high?






Response	6	8	10	12	Total	
0	60.5	42.2	31.5	22.9	40.6	
1	20.5	18.7	17.4	11.5	17.5	
2	7.5	14.2	12.9	11.1	11.5	
3-4	5.4	9.6	12.1	13.0	9.8	
5+	6.1	15.2	26.2	41.5	20.6	
N of Valid	706	758	680	506	2650	
N of Miss	130	89	64	41	324	

Table 252: Have you seen or heard information about underage drinking in the past 12 months from the following sources? Radio



Response	6	8	10	12	Total	
No	56.2	53.6	49.3	48.2	52.1	
Yes	43.8	46.4	50.7	51.8	47.9	
N of Valid	707	750	672	504	2633	
N of Miss	129	97	72	43	341	

Table 253: Have you seen or heard information about underage drinking in the past 12 months from the following sources? TV.



Response	6	8	10	12	Total	
No	28.8	25.2	25.6	27.0	26.6	
Yes	71.2	74.8	74.4	73.0	73.4	
N of Valid	704	749	677	503	2633	
N of Miss	132	96	67	44	339	

Table 254: Have you seen or heard information about underage drinking in the past 12 months from the following sources? Print. This includes information on underage drinking you may have seen in the newspaper, on a billboard, in pamphlets, on stickers, etc.



Response	6	8	10	12	Total	
No	49.0	45.3	42.6	39.8	44.5	
Yes	51.0	54.7	57.4	60.2	55.5	
N of Valid	700	751	674	502	2627	
N of Miss	136	96	70	45	347	

Table 255: Have you seen or heard information about underage drinking in the past 12 months from the following sources? Website or social media? (Facebook, Myspace, website, etc.)



Response	6	8	10	12	Total	
No	53.5	43.9	43.3	39.8	45.5	
Yes	46.5	56.1	56.7	60.2	54.5	
N of Valid	703	748	674	503	2628	
N of Miss	132	98	70	44	344	

Table 256: The next questions ask about your opinions of the information you saw or heard. If you have seen or heard more than one ad, please think about your favorite ad when answering these questions. The information about underage drinking that I saw or heard was convincing.

Response	6	8	10	12	Total	
NO!	25.0	14.8	14.9	11.6	16.8	
no	8.6	13.4	20.5	22.4	15.7	
yes	19.9	30.4	34.6	38.2	30.3	
YES!	25.3	23.4	16.8	15.6	20.7	
I have not seen or heard any ads about underage drinking in the past 12 months.	21.3	18.0	13.2	12.2	16.5	
N of Valid	677	738	673	500	2588	
N of Miss	156	107	70	47	380	

Table 257: The next questions ask about your opinions of the information you saw or heard. If you have seen or heard more than one ad, please think about your favorite ad when answering these questions. The information about underage drinking that I saw or heard grabbed my attention.

Response	6	8	10	12	Total	
NO!	21.0	13.8	14.5	11.2	15.3	
no	11.4	17.8	24.6	27.1	19.7	
yes	19.8	28.6	32.5	35.1	28.6	
YES!	26.4	23.5	16.0	14.7	20.6	
I have not seen or heard any ads about underage drinking in the past 12 months.	21.4	16.2	12.4	11.8	15.7	
N of Valid	673	740	670	498	2581	
N of Miss	160	106	74	48	388	

Table 258: The next questions ask about your opinions of the information you saw or heard. If you have seen or heard more than one ad, please think about your favorite ad when answering these questions. The information about underage drinking that I saw or heard said something important to me.

Response	6	8	10	12	Total	
NO!	20.1	14.8	14.9	12.9	15.8	
no	10.0	20.1	27.6	30.4	21.4	
yes	20.9	24.9	29.3	30.2	26.0	
YES!	28.2	23.8	15.2	14.3	20.9	
I have not seen or heard any ads about underage drinking in the past 12 months.	20.9	16.4	13.1	12.3	15.9	
N of Valid	671	738	666	497	2572	
N of Miss	165	108	76	50	399	

Table 259: The next questions ask about your opinions of the information you saw or heard. If you have seen or heard more than one ad, please think about your favorite ad when answering these questions. Seeing or hearing this information about underage drinking made me want to stop or decrease my drinking.










Response	6	8	10	12	Total	
NO!	19.9	17.8	18.2	19.1	18.7	
no	4.3	13.9	22.6	27.6	16.5	
yes	8.7	13.3	21.3	20.9	15.8	
YES!	27.8	26.1	18.4	16.4	22.6	
I have not seen or heard any ads about underage drinking in the past 12 months.	39.3	28.9	19.5	16.0	26.5	
N of Valid	629	713	658	493	2493	
N of Miss	205	134	86	53	478	

Table 260: How honest were you in filling out this survey?

Response	6	8	10	12	Total	
I was very honest	84.3	82.1	80.7	84.2	82.7	
I was honest pretty much of the time	13.4	15.4	15.2	12.5	14.3	
I was honest some of the time	1.7	2.0	3.4	2.3	2.3	
I was honest once in a while	0.6	0.5	0.7	1.0	0.7	
I was not honest at all	0.0	0.0	0.0	0.0	0.0	
N of Valid	708	759	678	512	2657	
N of Miss	126	86	64	35	311	