

# 2013 APNA



## Arkansas Prevention Needs Assessment Student Survey

White County Tables

Arkansas Department of Human Services  
Division of Behavioral Health Services  
Prevention Services

Conducted by International Survey Associates dba Pride Surveys



## Contents

1	INTRODUCTION	10
2	PERCENTAGE TABLES	15

## List of Tables

1	Sex	16
2	Age	16
3	Are you Hispanic or Latino?	16
4	What is your race? Black or African American	17
5	What is your race? Asian	17
6	What is your race? American Indian	17
7	What is your race? Alaska Native	17
8	What is your race? White	18
9	What is your race? Native Hawaiian or Other Pacific Islander	18
10	What is your race? Other	18
11	What is the highest level of schooling completed by your mother or father?	19
12	Think of where you live most of the time. Which of the following people live there with you? Mother	19
13	Think of where you live most of the time. Which of the following people live there with you? Stepmother	19
14	Think of where you live most of the time. Which of the following people live there with you? Foster Mother	20
15	Think of where you live most of the time. Which of the following people live there with you? Grandmother	20
16	Think of where you live most of the time. Which of the following people live there with you? Aunt	20
17	Think of where you live most of the time. Which of the following people live there with you? Father	20
18	Think of where you live most of the time. Which of the following people live there with you? Stepfather	21
19	Think of where you live most of the time. Which of the following people live there with you? Foster Father	21
20	Think of where you live most of the time. Which of the following people live there with you? Grandfather	21
21	Think of where you live most of the time. Which of the following people live there with you? Uncle	21
22	Think of where you live most of the time. Which of the following people live there with you? Other Adults	22
23	Think of where you live most of the time. Which of the following people live there with you? Brother(s)	22
24	Think of where you live most of the time. Which of the following people live there with you? Stepbrother(s)	22
25	Think of where you live most of the time. Which of the following people live there with you? Sister(s)	22
26	Think of where you live most of the time. Which of the following people live there with you? Stepsister(s)	23

27	Think of where you live most of the time. Which of the following people live there with you? Other Children . . . . .	23
28	In my school, students have lots of chances to help decide things like class activities and rules. . . . .	23
29	Teachers ask me to work on special classroom projects. . . . .	23
30	My teacher(s) notices when I am doing a good job and lets me know about it. . . . .	24
31	There are lots of chances for students in my school to get involved in sports, clubs, and other school activities outside of class. . . . .	24
32	There are lots of chances for students in my school to talk with a teacher one-on-one. . . . .	24
33	I feel safe at my school. . . . .	25
34	The school lets my parents know when I have done something well. . . . .	25
35	My teachers praise me when I work hard in school. . . . .	25
36	Are your school grades better than the grades of most students in your class? . . . . .	26
37	I have lots of chances to be part of class discussions or activities. . . . .	26
38	Now thinking back over the past year in school, how often did you: enjoy being in school? . . . . .	26
39	Now thinking back over the past year in school, how often did you: hate being in school? . . . . .	27
40	Now thinking back over the past year in school, how often did you: try to do your best work in school? . . . . .	27
41	How often do you feel that the school work you are assigned is meaningful and important? . . . . .	27
42	Putting them all together, what were your grades like last year? . . . . .	28
43	How important do you think the things you are learning in school are going to be for your later life? . . . . .	28
44	How interesting are most of your courses to you? . . . . .	28
45	During the LAST FOUR WEEKS how many whole days of school have you missed because you skipped or 'cut'? . . . . .	29
46	What are the chances you would be seen as cool if you: smoked cigarettes? . . . . .	29
47	What are the chances you would be seen as cool if you: worked hard at school? . . . . .	29
48	What are the chances you would be seen as cool if you: began drinking alcoholic beverages regularly, that is, at least once or twice a month? . . . . .	30
49	What are the chances you would be seen as cool if you: defended someone who was being verbally abused at school? . . . . .	30
50	What are the chances you would be seen as cool if you: smoked marijuana? . . . . .	30
51	What are the chances you would be seen as cool if you: carried a handgun? . . . . .	31

52	Think of your four best friends (the friends you feel closest to). In the past year (12 months), how many of your best friends have: participated in clubs, organizations or activities at school? . . . . .	31
53	Think of your four best friends (the friends you feel closest to). In the past year (12 months), how many of your best friends have: smoked cigarettes? . . . . .	31
54	Think of your four best friends (the friends you feel closest to). In the past year (12 months), how many of your best friends have: tried beer, wine or hard liquor (for example, vodka, whiskey, or gin) when their parents didn't know about it? . . . . .	32
55	Think of your four best friends (the friends you feel closest to). In the past year (12 months), how many of your best friends have: made a commitment to stay drug-free? . . . . .	32
56	Think of your four best friends (the friends you feel closest to). In the past year (12 months), how many of your best friends have: used marijuana? . . . . .	32
57	Think of your four best friends (the friends you feel closest to). In the past year (12 months), how many of your best friends have: used prescription drugs or non-prescription drugs for the purposes of getting high? . . . . .	33
58	Think of your four best friends (the friends you feel closest to). In the past year (12 months), how many of your best friends have: used synthetic marijuana (K2, spice) or bath salts? . . . . .	33
59	Think of your four best friends (the friends you feel closest to). In the past year (12 months), how many of your best friends have: used LSD, cocaine, amphetamines, or other illegal drugs? . . . . .	33
60	Think of your four best friends (the friends you feel closest to). In the past year (12 months), how many of your best friends have: tried to do well in school? . . . . .	34
61	Think of your four best friends (the friends you feel closest to). In the past year (12 months), how many of your best friends have: been suspended from school? . . . . .	34
62	Think of your four best friends (the friends you feel closest to). In the past year (12 months), how many of your best friends have: liked school? . . . . .	34
63	Think of your four best friends (the friends you feel closest to). In the past year (12 months), how many of your best friends have: carried a handgun? . . . . .	35
64	Think of your four best friends (the friends you feel closest to). In the past year (12 months), how many of your best friends have: sold illegal drugs? . . . . .	35
65	Think of your four best friends (the friends you feel closest to). In the past year (12 months), how many of your best friends have: regularly attended religious services? . . . . .	35

66	Think of your four best friends (the friends you feel closest to). In the past year (12 months), how many of your best friends have: stolen or tried to steal a motor vehicle such as a car or motorcycle?	36
67	Think of your four best friends (the friends you feel closest to). In the past year (12 months), how many of your best friends have: been arrested?	36
68	Think of your four best friends (the friends you feel closest to). In the past year (12 months), how many of your best friends have: dropped out of school?	36
69	Think of your four best friends (the friends you feel closest to). In the past year (12 months), how many of your best friends have: been members of a gang?	37
70	How old were you when you first: smoked marijuana?	37
71	How old were you when you first: smoked a cigarette, even just a puff?	38
72	How old were you when you first: had more than a sip or two of beer, wine or hard liquor (for example, vodka, whiskey, or gin)?	38
73	How old were you when you first: began drinking alcoholic beverages regularly, that is, at least once or twice a month?	39
74	How old were you when you first: used Daztrex?	39
75	How old were you when you first: got suspended from school?	40
76	How old were you when you first: got arrested?	40
77	How old were you when you first: carried a handgun?	41
78	How old were you when you first: attacked someone with the idea of seriously hurting them?	41
79	How old were you when you first: belonged to a gang?	42
80	How wrong do you think it is for someone your age to: take a handgun to school?	42
81	How wrong do you think it is for someone your age to: steal anything worth more than \$5?	42
82	How wrong do you think it is for someone your age to: pick a fight with someone?	43
83	How wrong do you think it is for someone your age to: attack someone with the idea of seriously hurting them?	43
84	How wrong do you think it is for someone your age to: stay away from school all day when their parents think they are at school?	43
85	How wrong do you think it is for someone your age to: drink beer, wine or hard liquor (for example, vodka, whiskey, or gin) regularly?	44
86	How wrong do you think it is for someone your age to: smoke cigarettes?	44
87	How wrong do you think it is for someone your age to: smoke marijuana?	44
88	How wrong do you think it is for someone your age to: use prescription drugs or non-prescription drugs for the purpose of getting high?	45

89	How wrong do you think it is for someone your age to: use synthetic marijuana (K2, spice) or bath salts?	45
90	How wrong do you think it is for someone your age to: use LSD, cocaine, amphetamines or another illegal drug?	45
91	At school during the past 12 months, did you receive help from the resource teacher, speech therapist or other special education teacher?	46
92	How many times in the past year (12 months) have you: been suspended from school?	46
93	How many times in the past year (12 months) have you: carried a handgun?	46
94	How many times in the past year (12 months) have you: sold illegal drugs?	47
95	How many times in the past year (12 months) have you: stolen or tried to steal a motor vehicle such as a car or motorcycle?	47
96	How many times in the past year (12 months) have you: participated in clubs, organizations or activities at school?	48
97	How many times in the past year (12 months) have you: been arrested?	48
98	How many times in the past year (12 months) have you: attacked someone with the idea of seriously hurting them?	49
99	How many times in the past year (12 months) have you: been drunk or high at school?	49
100	How many times in the past year (12 months) have you: taken a handgun to school?	50
101	Are you currently on probation, or assigned a probation officer with Juvenile Court?	50
102	Have you ever belonged to a gang?	50
103	If you have ever belonged to a gang, did that gang have a name?	51
104	You are at a party at someone's house, and one of your friends offers you a drink containing alcohol. What would you say or do?	51
105	How often do you attend religious services or activities?	51
106	I think sometimes it's okay to cheat at school.	52
107	It is important to think before you act.	52
108	Sometimes I think that life is not worth it.	52
109	At times I think I am no good at all.	53
110	All in all, I am inclined to think that I am a failure.	53
111	In the past year, have you felt depressed or sad MOST days, even if you felt okay sometimes?	53
112	It is all right to beat up people if they start the fight.	54
113	I think it is okay to take something without asking if you can get away with it.	54
114	Where do you get the most information about living a drug and alcohol free life? Parents/guardians	54
115	Where do you get the most information about living a drug and alcohol free life? Friends	55

116	Where do you get the most information about living a drug and alcohol free life? Family members . . . . .	55
117	Where do you get the most information about living a drug and alcohol free life? School . . . . .	55
118	Where do you get the most information about living a drug and alcohol free life? Internet . . . . .	56
119	Where do you get the most information about living a drug and alcohol free life? TV . . . . .	56
120	Where do you get the most information about living a drug and alcohol free life? Social media . . . . .	56
121	How much do you think people risk harming themselves (physically or in other ways) if they: smoked one or more packs of cigarettes per day? . . . . .	57
122	How much do you think people risk harming themselves (physically or in other ways) if they: try marijuana once or twice? . . . . .	57
123	How much do you think people risk harming themselves (physically or in other ways) if they: smoke marijuana once or twice a week? . . . . .	57
124	How much do you think people risk harming themselves (physically or in other ways) if they: take one or two drinks of an alcoholic beverage (beer, wine, liquor) nearly every day? . . . . .	58
125	How much do you think people risk harming themselves (physically or in other ways) if they: have five or more drinks of an alcoholic beverage once or twice each weekend? . . . . .	58
126	How much do you think people risk harming themselves (physically or in other ways) if they: use prescription drugs that are not prescribed to them? . . . . .	58
127	How much do you think people risk harming themselves (physically or in other ways) if they: use non-prescription drugs to get high? . . . . .	59
128	Have you ever used smokeless tobacco (chew, snuff, plug, dipping tobacco, or chewing tobacco)? . . . . .	59
129	How often have you taken smokeless tobacco during the past 30 days? . . . . .	59
130	Have you ever smoked cigarettes? . . . . .	60
131	How frequently have you smoked cigarettes during the past 30 days? . . . . .	60
132	Which statement best describes rules about smoking inside your home? . . . . .	60
133	Which statement best describes rules about smoking in your family cars? . . . . .	61
134	During this school year, were you taught in any of your classes about the dangers of tobacco use? . . . . .	61
135	During the past 12 months, have you participated in any community activities to discourage people your age from using cigarettes, chewing tobacco, snuff, dip or cigars? . . . . .	61
136	Think back over the last two weeks. How many times have you had five or more alcoholic drinks in a row? . . . . .	62

137	During the past 30 days, how many times did you ride in a car or other vehicle driven by someone who had been drinking alcohol or using drugs to get high? . . . . .	62
138	During the past 30 days, how many times did you drive a car or other vehicle when you had been drinking alcohol or using drugs to get high? . . . . .	62
139	If you drank alcohol (not just a sip or taste) in the past year, how did you usually get it? . . . . .	63
140	If you drank alcohol (not just a sip or taste) in the past year, where did you usually drink it? . . . . .	63
141	How do you feel about someone your age having one or two drinks of an alcoholic beverage nearly every day? . . . . .	64
142	On how many occasions have you had alcoholic beverages (beer, wine or hard liquor) to drink in your lifetime - more than just a few sips? . . . . .	64
143	On how many occasions have you drunk one of more drinks of an alcoholic beverage during the past 30 days? . . . . .	64
144	On how many occasions have you used marijuana (grass, pot) or hashish (hash, hash oil) in your lifetime? . . . . .	65
145	On how many occasions have you used marijuana (grass, pot) or hashish (hash, hash oil) during the past 30 days? . . . . .	65
146	On how many occasions have you used LSD or other psychedelics in your lifetime? . . . . .	65
147	On how many occasions have you used LSD or other psychedelics during the past 30 days? . . . . .	66
148	On how many occasions have you used cocaine or crack in your lifetime? . . . . .	66
149	On how many occasions have you used cocaine or crack during the past 30 days? . . . . .	66
150	On how many occasions have you sniffed glue, breathed the contents of an aerosol spray can, or inhaled other gases or sprays, in order to get high in your lifetime? . . . . .	67
151	On how many occasions have you sniffed glue, breathed the contents of an aerosol spray can, or inhaled other gases or sprays, in order to get high during the past 30 days? . . . . .	67
152	On how many occasions have you used Daztrex in your lifetime? . . . . .	68
153	On how many occasions have you used Daztrex during the past 30 days? . . . . .	68
154	On how many occasions have you used synthetic marijuana in your lifetime? . . . . .	68
155	On how many occasions have you used synthetic marijuana during the past 30 days? . . . . .	69
156	On how many occasions have you used methamphetamines (meth, speed, crank, crystal meth) in your lifetime? . . . . .	69

157	On how many occasions have you used methamphetamines (meth, speed, crank, crystal meth) in the past 30 days? . . . . .	69
158	On how many occasions have you used other chemical products (bath salts, plant food, etc.) in your lifetime? . . . . .	70
159	On how many occasions have you used other chemical products (bath salts, plant food, etc.) during the past 30 days? . . . . .	70
160	On how many occasions have you used heroin or other opiates in your lifetime? . . . . .	70
161	On how many occasions have you used heroin or other opiates during the past 30 days? . . . . .	71
162	On how many occasions have you used MDMA ('X', 'E', or ecstasy) in your lifetime? . . . . .	71
163	On how many occasions have you used MDMA ('X', 'E', or ecstasy) during the past 30 days? . . . . .	71
164	On how many occasions have you taken prescription drugs (such as Valium, Xanax, Ritalin, Adderall, OxyContin, Darvocet, or sleeping pills) not prescribed to you in your lifetime? . . . . .	72
165	On how many occasions have you taken prescription drugs (such as Valium, Xanax, Ritalin, Adderall, OxyContin, Darvocet, or sleeping pills) not prescribed to you during the past 30 days? . . . . .	72
166	On how many occasions have you taken non-prescription medicines such as diet pills (for example, Dietac, Dexatrim or Prolamine), stay-awake pills (for example No-Doz, Vivarin, or Wake), or cough or cold medicines (robos, DXM, etc.) to get high in your lifetime? . . . . .	73
167	On how many occasions have you taken non-prescription medicines such as diet pills (for example, Dietac, Dexatrim or Prolamine), stay-awake pills (for example No-Doz, Vivarin, or Wake), or cough or cold medicines (robos, DXM, etc.) to get high during the past 30 days? . . . . .	73
168	On how many occasions have you been drunk or very high from drinking alcoholic beverages during the past 30 days? . . . . .	74
169	On how many occasions have you drunk flavored alcoholic beverages, sometimes called 'alcopops' (like Mike's Hard Lemonade, Smirnoff Ice, Bacardi Breezers, etc.) in your lifetime? . . . . .	74
170	On how many occasions have you drunk flavored alcoholic beverages, sometimes called 'alcopops' (like Mike's Hard Lemonade, Smirnoff Ice, Bacardi Breezers, etc.) during the past 30 days? . . . . .	75
171	If you used prescription drugs or over the counter drugs without a doctor telling you to use it or for the purpose of getting high, where did you get these drugs? . . . . .	75
172	During the last month, about how many marijuana cigarettes, or the equivalent, did you smoke a day, on the average? . . . . .	76
173	How wrong do your friends feel it would be for YOU to: drink alcohol? . . . . .	76
174	How wrong do your friends feel it would be for YOU to: smoke tobacco? . . . . .	76

175	How wrong do your friends feel it would be for YOU to: smoke marijuana? . . . . .	77
176	How wrong do your friends feel it would be for YOU to: use prescription drugs not prescribed to you . . . . .	77
177	How wrong would most adults (over 21) in your neighborhood think it is for kids your age: to use marijuana? . . . . .	77
178	How wrong would most adults (over 21) in your neighborhood think it is for kids your age: to drink alcohol? . . . . .	78
179	How wrong would most adults (over 21) in your neighborhood think it is for kids your age: to smoke cigarettes? . . . . .	78
180	How much do each of the following statements describe your neighborhood? crime and/or drug selling . . . . .	78
181	How much do each of the following statements describe your neighborhood? fights . . . . .	79
182	How much do each of the following statements describe your neighborhood? lots of empty or abandoned buildings . . . . .	79
183	How much do each of the following statements describe your neighborhood? lots of graffiti . . . . .	79
184	I feel safe in my neighborhood. . . . .	80
185	If a kid smoked marijuana in your neighborhood would he or she be caught by the police? . . . . .	80
186	If a kid drank some beer, wine or hard liquor (for example, vodka, whiskey, or gin) in your neighborhood would he or she be caught by the police? . . . . .	80
187	If a kid carried a handgun in your neighborhood would he or she be caught by the police? . . . . .	81
188	If you wanted to get some cigarettes, how easy would it be for you to get some? . . . . .	81
189	If you wanted to get some beer, wine or hard liquor (for example, vodka, whiskey, or gin), how easy would it be for you to get some? . . . . .	81
190	If you wanted to get a drug like cocaine, LSD, or amphetamines, how easy would it be for you to get some? . . . . .	82
191	If you wanted to get a handgun, how easy would it be for you to get one? . . . . .	82
192	If you wanted to get some marijuana, how easy would it be for you to get some? . . . . .	82
193	If you wanted to get prescription drugs for the purpose of getting high, how easy would it be for you to get some? . . . . .	83
194	If you wanted to get synthetic marijuana such as K2 or chemical products such as bath salts to get high, how easy would it be for you to get some? . . . . .	83
195	If you wanted to get steroids to enhance athletic performance, how easy would it be for you to get some? . . . . .	83

196	During the past 12 months, have you participated in any alcohol prevention programs or seen any alcohol prevention messages in your school or community? Yes, a school-based program focused on preventing underage drinking and/or drinking and driving. . . .	84
197	During the past 12 months, have you participated in any alcohol prevention programs or seen any alcohol prevention messages in your school or community? Yes, a community-based program focused on preventing underage drinking and/or drinking and driving (for example, through your church or temple or through youth groups like Boys and Girls Club or 4-H). . . .	84
198	During the past 12 months, have you participated in any alcohol prevention programs or seen any alcohol prevention messages in your school or community? Yes, a media campaign addressing underage drinking and/or drinking and driving (for example, newspaper ads, posters, pamphlets, radio, TV). . . .	84
199	During the past 12 months, have you participated in any alcohol prevention programs or seen any alcohol prevention messages in your school or community? No . . . .	84
200	How wrong do your parents feel it would be for YOU to: drink beer, wine or hard liquor (for example, vodka, whiskey or gin) regularly? .	85
201	How wrong do your parents feel it would be for YOU to: smoke tobacco? . . . .	85
202	How wrong do your parents feel it would be for YOU to: smoke marijuana? . . . .	85
203	How wrong do your parents feel it would be for YOU to: use prescription drugs not prescribed to you? . . . .	86
204	How wrong do your parents feel it would be for YOU to: steal something worth more than \$5? . . . .	86
205	How wrong do your parents feel it would be for YOU to: draw graffiti, write things, or draw pictures on buildings or other property (without the owner's permission)? . . . .	86
206	How wrong do your parents feel it would be for YOU to: pick a fight with someone? . . . .	87
207	During the past 12 months, have you talked with at least one of your parents about the dangers of underage drinking and/or drinking and driving? By parents, we mean either your biological parents, adoptive parents, stepparents, or adult guardians - whether or not they live with you. . . .	87
208	The rules in my family are clear. . . .	87
209	People in my family often insult or yell at each other. . . .	88
210	When I am not at home, one of my parents knows where I am and who I am with. . . .	88
211	We argue about the same things in my family over and over. . . .	88

212	If you drank some beer or wine or liquor (for example, vodka, whiskey, or gin) without your parents' permission, would you be caught by your parents? . . . .	89
213	My family has clear rules about alcohol and drug use. . . .	89
214	If you carried a handgun without your parents' permission, would you be caught by your parents? . . . .	89
215	If you skipped school would you be caught by your parents? . . . .	90
216	My parents ask if I've gotten my homework done. . . .	90
217	People in my family have serious arguments. . . .	90
218	Would your parents know if you did not come home on time? . . . .	91
219	Have any of your brothers or sisters ever: drunk beer, wine or hard liquor (for example, vodka, whiskey or gin)? . . . .	91
220	Have any of your brothers or sisters ever: smoked marijuana? . . . .	91
221	Have any of your brothers or sisters ever: smoked cigarettes? . . . .	91
222	Have any of your brothers or sisters ever: taken a handgun to school? . . . .	92
223	Have any of your brothers or sisters ever: been suspended or expelled from school? . . . .	92
224	Have you changed homes in the past year (the last 12 months)? . . .	92
225	How many times have you changed homes since kindergarten? . . .	92
226	Have you changed schools (including changing from elementary to middle and middle to high school) in the past year? . . . .	93
227	How many times have you changed schools since kindergarten (including changing from elementary to middle and middle to high school)? . . . .	93
228	Has anyone in your family ever had severe alcohol or drug problems? . . .	93
229	About how many adults (over 21) have you known personally who in the past year have: used marijuana, crack, cocaine, or other drugs? . . .	94
230	About how many adults (over 21) have you known personally who in the past year have: sold or dealt drugs? . . . .	94
231	About how many adults (over 21) have you known personally who in the past year have: done other things that could get them in trouble with the police, like stealing, selling stolen goods, mugging or assaulting others, etc.? . . . .	94
232	About how many adults (over 21) have you known personally who in the past year have: gotten drunk or high? . . . .	95
233	Have you seen or heard information about underage drinking in the past 12 months from the following sources? Radio . . . .	95
234	Have you seen or heard information about underage drinking in the past 12 months from the following sources? TV. . . .	95
235	Have you seen or heard information about underage drinking in the past 12 months from the following sources? Print. This includes information on underage drinking you may have seen in the newspaper, on a billboard, in pamphlets, on stickers, etc. . . .	95

236	Have you seen or heard information about underage drinking in the past 12 months from the following sources? Website or social media? (Facebook, Myspace, website, etc.) . . . . .	96
237	The next questions ask about your opinions of the information you saw or heard. If you have seen or heard more than one ad, please think about your favorite ad when answering these questions. The information about underage drinking that I saw or heard was convincing. . . . .	96
238	The next questions ask about your opinions of the information you saw or heard. If you have seen or heard more than one ad, please think about your favorite ad when answering these questions. The information about underage drinking that I saw or heard grabbed my attention. . . . .	96
239	The next questions ask about your opinions of the information you saw or heard. If you have seen or heard more than one ad, please think about your favorite ad when answering these questions. The information about underage drinking that I saw or heard said something important to me. . . . .	97
240	The next questions ask about your opinions of the information you saw or heard. If you have seen or heard more than one ad, please think about your favorite ad when answering these questions. Seeing or hearing this information about underage drinking made me want to stop or decrease my drinking. . . . .	97
241	How honest were you in filling out this survey? . . . . .	97

## List of Figures

1	Grade Chart . . . . .	11
2	Gender Chart . . . . .	12
3	Age Chart . . . . .	13
4	Ethnic Origin Chart . . . . .	14

# 1 INTRODUCTION

This report was generated from data collected on the *2013 Arkansas Prevention Needs Assessment Student Survey*. This report contains basic frequency tables of all data collected and graphs on the selected demographic variables of grade, gender, age and ethnic origin. The graph on ethnic origin is represented as a bar chart rather than as a pie chart. This is because students were allowed to mark more than one response for ethnic origin as opposed to being allowed to mark only one response. The bars represent the percent of students who marked each of the ethnic categories.

Questions regarding the information found in this report can be directed to:

**Pride Surveys**

160 Vanderbilt Court  
Bowling Green, KY 42103  
1-800-279-6361  
[www.pridesurveys.com](http://www.pridesurveys.com)

# Grade Chart

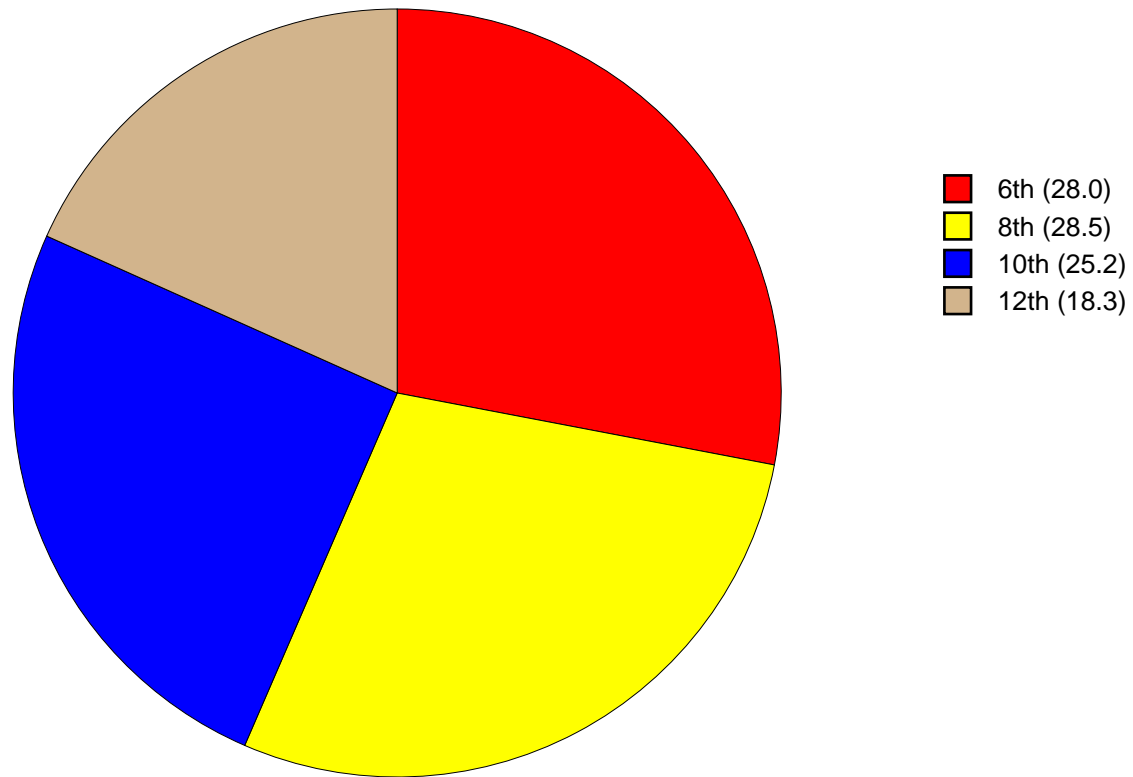


Figure 1: Grade Chart

## Gender Chart

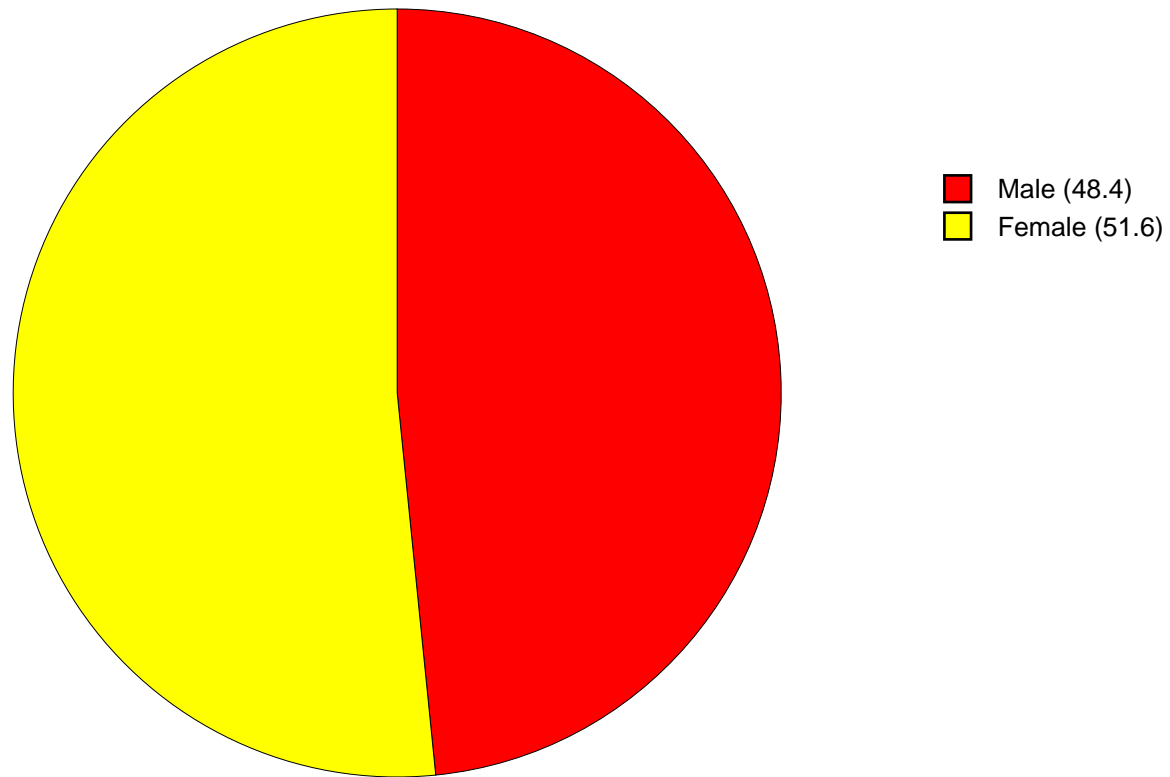


Figure 2: Gender Chart

# Age Chart

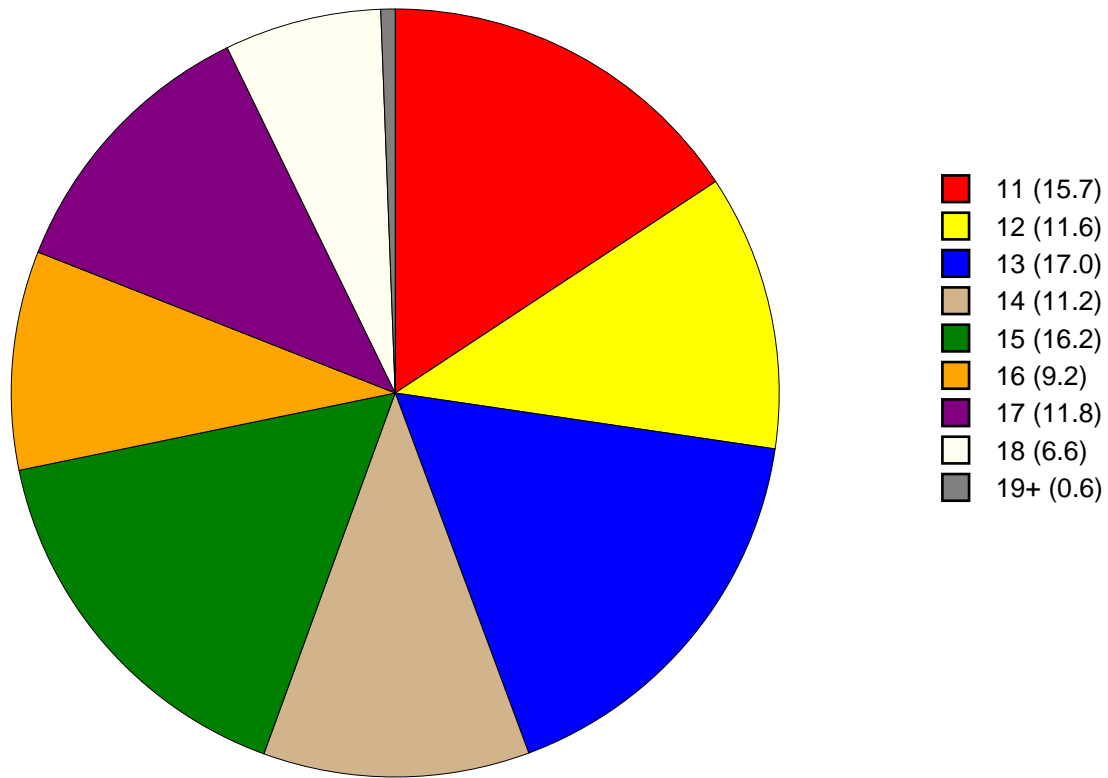


Figure 3: Age Chart

# Ethnic Origin Chart

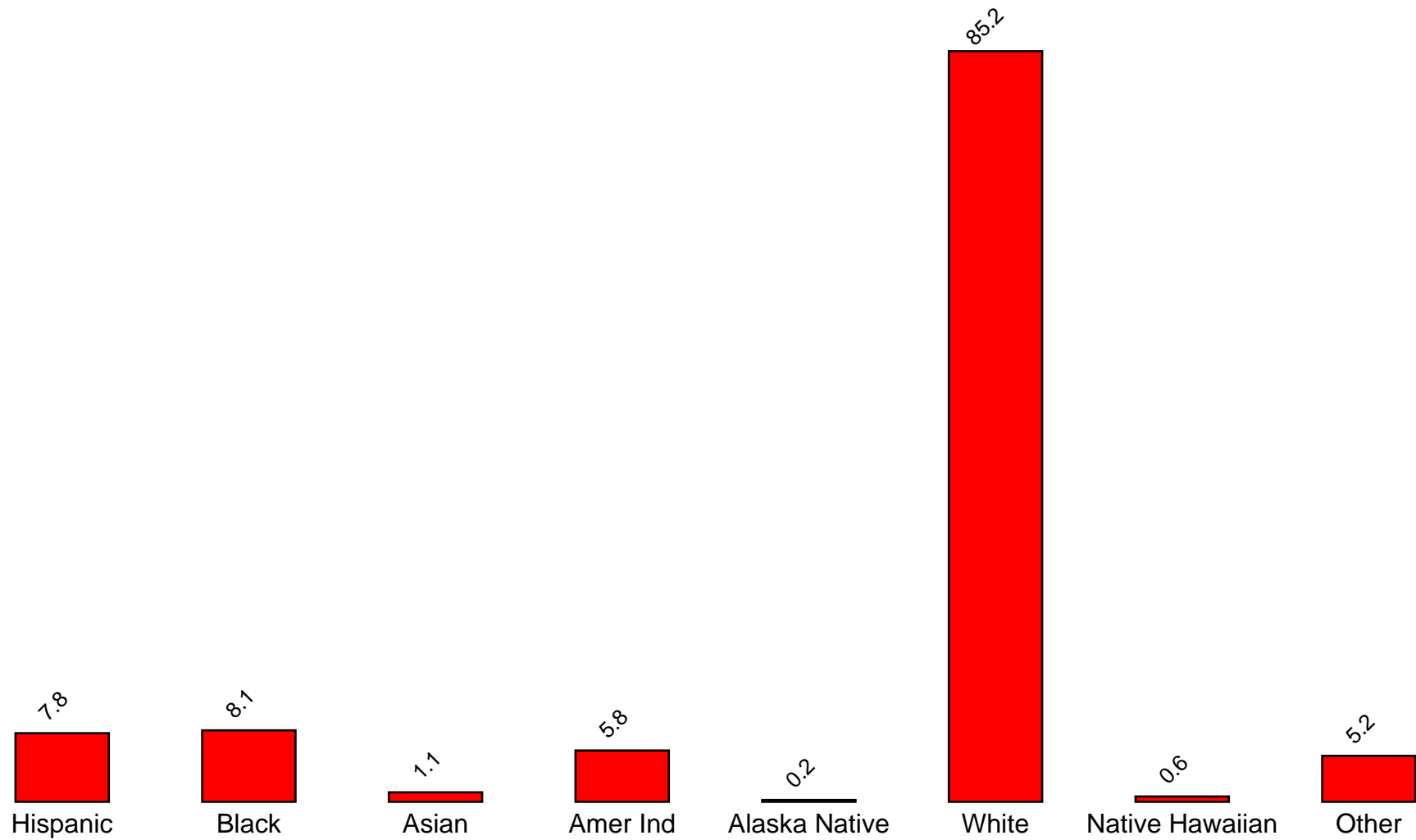


Figure 4: Ethnic Origin Chart

## 2 PERCENTAGE TABLES

The following tables contain frequency distribution detailing how your students responded to each question on the survey. The tables appear in the same order as the questions on the survey. The tables include breakdowns by grade level as well as overall percentages. The *N of Valid* row is a frequency count of the number of valid responses to each question for each grade and overall. The *N of Miss* row is a frequency count of the number of invalid (marked more than one response) or missing (i.e. did not respond) responses to each question for each grade and overall.

For the questions that allowed more than one response (i.e. race, live with, etc.) each response becomes a separate table. If a student did not mark the response, that was counted as a NO response, and if they did mark the response, that was counted as a YES response. Since a non response is a valid response for these questions, the *N of Miss* will always be zero for these questions.

Table 1: Sex



Response	6	8	10	12	Total	
Male	50.8	47.9	48.6	45.2	48.4	
Female	49.2	52.1	51.4	54.8	51.6	
N of Valid	831	840	747	544	2962	
N of Miss	1	6	1	1	9	

Table 2: Age










Response	6	8	10	12	Total	
10 or younger	0.0	0.0	0.0	0.0	0.0	
11	56.0	0.0	0.0	0.0	15.7	
12	41.4	0.0	0.0	0.0	11.6	
13	2.6	57.3	0.0	0.0	17.0	
14	0.0	39.1	0.3	0.0	11.2	
15	0.0	3.4	60.4	0.0	16.2	
16	0.0	0.1	36.2	0.4	9.2	
17	0.0	0.0	3.0	60.4	11.8	
18	0.0	0.0	0.1	35.9	6.6	
19 or older	0.0	0.0	0.0	3.3	0.6	
N of Valid	831	843	745	543	2962	
N of Miss	1	3	3	2	9	

Table 3: Are you Hispanic or Latino?



Response	6	8	10	12	Total	
No	90.8	92.0	92.5	94.1	92.2	
Yes	9.2	8.0	7.5	5.9	7.8	
N of Valid	761	823	738	542	2864	
N of Miss	71	23	10	3	107	

Table 4: What is your race? Black or African American



Response	6	8	10	12	Total	
No	93.0	90.9	91.6	92.1	91.9	
Yes	7.0	9.1	8.4	7.9	8.1	
N of Valid	832	846	748	545	2971	
N of Miss	0	0	0	0	0	

Table 5: What is your race? Asian



Response	6	8	10	12	Total	
No	99.0	98.5	99.1	99.3	98.9	
Yes	1.0	1.5	0.9	0.7	1.1	
N of Valid	832	846	748	545	2971	
N of Miss	0	0	0	0	0	

Table 6: What is your race? American Indian



Response	6	8	10	12	Total	
No	91.6	94.2	95.3	96.5	94.2	
Yes	8.4	5.8	4.7	3.5	5.8	
N of Valid	832	846	748	545	2971	
N of Miss	0	0	0	0	0	

Table 7: What is your race? Alaska Native



Response	6	8	10	12	Total	
No	99.8	99.9	100.0	99.4	99.8	
Yes	0.2	0.1	0.0	0.6	0.2	
N of Valid	832	846	748	545	2971	
N of Miss	0	0	0	0	0	

Table 8: What is your race? White



Response	6	8	10	12	Total	
No	16.3	15.5	13.8	12.8	14.8	
Yes	83.7	84.5	86.2	87.2	85.2	
N of Valid	832	846	748	545	2971	
N of Miss	0	0	0	0	0	

Table 9: What is your race? Native Hawaiian or Other Pacific Islander



Response	6	8	10	12	Total	
No	99.9	99.5	99.1	98.9	99.4	
Yes	0.1	0.5	0.9	1.1	0.6	
N of Valid	832	846	748	545	2971	
N of Miss	0	0	0	0	0	

Table 10: What is your race? Other



Response	6	8	10	12	Total	
No	93.5	94.2	95.6	96.5	94.8	
Yes	6.5	5.8	4.4	3.5	5.2	
N of Valid	832	846	748	545	2971	
N of Miss	0	0	0	0	0	

Table 11: What is the highest level of schooling completed by your mother or father?









Response	6	8	10	12	Total	
Completed grade school or less	2.2	2.9	1.8	1.7	2.2	
Some high school	6.4	5.0	9.8	10.1	7.6	
Completed high school	13.4	16.9	22.7	22.7	18.5	
Some college	11.7	16.4	17.0	21.2	16.2	
Completed college	22.6	22.2	28.5	25.6	24.5	
Graduate or professional school after college	7.7	10.7	9.0	10.7	9.4	
Don't know	35.0	25.3	10.6	5.3	20.4	
Does not apply	1.0	0.7	0.8	2.8	1.2	
N of Valid	779	835	737	543	2894	
N of Miss	53	11	11	2	77	

Table 12: Think of where you live most of the time. Which of the following people live there with you? Mother



Response	6	8	10	12	Total	
No	14.7	17.3	16.3	17.2	16.3	
Yes	85.3	82.7	83.7	82.8	83.7	
N of Valid	832	846	748	545	2971	
N of Miss	0	0	0	0	0	

Table 13: Think of where you live most of the time. Which of the following people live there with you? Stepmother



Response	6	8	10	12	Total	
No	94.5	92.4	91.4	94.1	93.1	
Yes	5.5	7.6	8.6	5.9	6.9	
N of Valid	832	846	748	545	2971	
N of Miss	0	0	0	0	0	

Table 14: Think of where you live most of the time. Which of the following people live there with you? Foster Mother



Response	6	8	10	12	Total	
No	99.5	99.5	99.7	99.6	99.6	
Yes	0.5	0.5	0.3	0.4	0.4	
N of Valid	832	846	748	545	2971	
N of Miss	0	0	0	0	0	

Table 15: Think of where you live most of the time. Which of the following people live there with you? Grandmother



Response	6	8	10	12	Total	
No	86.4	86.6	91.0	91.4	88.6	
Yes	13.6	13.4	9.0	8.6	11.4	
N of Valid	832	846	748	545	2971	
N of Miss	0	0	0	0	0	

Table 16: Think of where you live most of the time. Which of the following people live there with you? Aunt



Response	6	8	10	12	Total	
No	95.8	96.1	97.3	97.6	96.6	
Yes	4.2	3.9	2.7	2.4	3.4	
N of Valid	832	846	748	545	2971	
N of Miss	0	0	0	0	0	

Table 17: Think of where you live most of the time. Which of the following people live there with you? Father



Response	6	8	10	12	Total	
No	39.7	38.7	43.7	43.1	41.0	
Yes	60.3	61.3	56.3	56.9	59.0	
N of Valid	832	846	748	545	2971	
N of Miss	0	0	0	0	0	

Table 18: Think of where you live most of the time. Which of the following people live there with you? Stepfather



Response	6	8	10	12	Total	
No	83.8	85.5	82.5	85.1	84.2	
Yes	16.2	14.5	17.5	14.9	15.8	
N of Valid	832	846	748	545	2971	
N of Miss	0	0	0	0	0	

Table 19: Think of where you live most of the time. Which of the following people live there with you? Foster Father



Response	6	8	10	12	Total	
No	99.8	99.2	99.5	99.6	99.5	
Yes	0.2	0.8	0.5	0.4	0.5	
N of Valid	832	846	748	545	2971	
N of Miss	0	0	0	0	0	

Table 20: Think of where you live most of the time. Which of the following people live there with you? Grandfather



Response	6	8	10	12	Total	
No	91.8	92.2	95.5	95.2	93.5	
Yes	8.2	7.8	4.5	4.8	6.5	
N of Valid	832	846	748	545	2971	
N of Miss	0	0	0	0	0	

Table 21: Think of where you live most of the time. Which of the following people live there with you? Uncle



Response	6	8	10	12	Total	
No	95.6	96.6	97.7	98.0	96.8	
Yes	4.4	3.4	2.3	2.0	3.2	
N of Valid	832	846	748	545	2971	
N of Miss	0	0	0	0	0	

Table 22: Think of where you live most of the time. Which of the following people live there with you? Other Adults



Response	6	8	10	12	Total	
No	97.0	97.5	98.7	97.6	97.7	
Yes	3.0	2.5	1.3	2.4	2.3	
N of Valid	832	846	748	545	2971	
N of Miss	0	0	0	0	0	

Table 23: Think of where you live most of the time. Which of the following people live there with you? Brother(s)



Response	6	8	10	12	Total	
No	53.4	53.9	60.2	62.2	56.8	
Yes	46.6	46.1	39.8	37.8	43.2	
N of Valid	832	846	748	545	2971	
N of Miss	0	0	0	0	0	

Table 24: Think of where you live most of the time. Which of the following people live there with you? Stepbrother(s)



Response	6	8	10	12	Total	
No	94.6	94.1	94.1	96.0	94.6	
Yes	5.4	5.9	5.9	4.0	5.4	
N of Valid	832	846	748	545	2971	
N of Miss	0	0	0	0	0	

Table 25: Think of where you live most of the time. Which of the following people live there with you? Sister(s)



Response	6	8	10	12	Total	
No	54.9	59.1	60.0	66.8	59.6	
Yes	45.1	40.9	40.0	33.2	40.4	
N of Valid	832	846	748	545	2971	
N of Miss	0	0	0	0	0	

Table 26: Think of where you live most of the time. Which of the following people live there with you? Stepsister(s)

Response	6	8	10	12	Total	
No	93.9	94.2	94.7	96.3	94.6	
Yes	6.1	5.8	5.3	3.7	5.4	
N of Valid	832	846	748	545	2971	
N of Miss	0	0	0	0	0	

Table 27: Think of where you live most of the time. Which of the following people live there with you? Other Children

Response	6	8	10	12	Total	
No	95.9	95.9	95.2	93.0	95.2	
Yes	4.1	4.1	4.8	7.0	4.8	
N of Valid	832	846	748	545	2971	
N of Miss	0	0	0	0	0	

Table 28: In my school, students have lots of chances to help decide things like class activities and rules.

Response	6	8	10	12	Total	
NO!	15.5	13.9	12.0	11.8	13.4	
no	43.0	35.5	31.9	36.1	36.8	
yes	36.7	45.0	45.8	41.6	42.3	
YES!	4.9	5.6	10.3	10.5	7.5	
N of Valid	802	837	740	543	2922	
N of Miss	30	9	8	2	49	

Table 29: Teachers ask me to work on special classroom projects.

Response	6	8	10	12	Total	
NO!	11.6	11.6	8.4	9.2	10.3	
no	36.0	39.9	43.7	41.8	40.2	
yes	43.1	40.5	41.1	41.3	41.5	
YES!	9.3	8.0	6.9	7.7	8.0	
N of Valid	805	837	742	545	2929	
N of Miss	27	9	6	0	42	

Table 30: My teacher(s) notices when I am doing a good job and lets me know about it.

Response	6	8	10	12	Total
NO!	3.9	4.3	7.4	5.1	5.2
no	16.5	20.0	29.3	25.2	22.4
yes	47.4	53.3	49.1	55.3	51.0
YES!	32.1	22.4	14.2	14.3	21.5
N of Valid	812	830	740	544	2926
N of Miss	20	16	8	1	45

Table 31: There are lots of chances for students in my school to get involved in sports, clubs, and other school activities outside of class.

Response	6	8	10	12	Total
NO!	5.2	1.7	1.5	1.7	2.6
no	12.3	5.1	3.8	5.0	6.7
yes	40.5	33.8	38.9	36.6	37.5
YES!	42.0	59.4	55.9	56.8	53.2
N of Valid	812	840	741	544	2937
N of Miss	20	6	7	1	34

Table 32: There are lots of chances for students in my school to talk with a teacher one-on-one.

Response	6	8	10	12	Total
NO!	3.6	3.3	5.4	4.2	4.1
no	18.7	18.7	20.9	18.4	19.2
yes	47.7	48.9	52.8	52.3	50.2
YES!	30.0	29.0	20.9	25.0	26.5
N of Valid	807	838	738	543	2926
N of Miss	25	8	10	2	45

Table 33: I feel safe at my school.

Response	6	8	10	12	Total	
NO!	6.2	4.1	3.9	3.3	4.5	
no	11.2	9.4	11.7	9.4	10.5	
yes	38.7	52.0	55.5	57.8	50.3	
YES!	44.0	34.5	28.8	29.5	34.8	
N of Valid	807	831	735	543	2916	
N of Miss	25	15	13	2	55	

Table 34: The school lets my parents know when I have done something well.

Response	6	8	10	12	Total	
NO!	12.7	16.7	20.3	20.5	17.2	
no	33.7	40.4	48.4	49.5	42.3	
yes	36.4	32.2	25.7	23.1	30.0	
YES!	17.2	10.7	5.7	6.8	10.5	
N of Valid	802	830	740	541	2913	
N of Miss	30	16	8	4	58	

Table 35: My teachers praise me when I work hard in school.

Response	6	8	10	12	Total	
NO!	13.8	14.3	17.1	10.9	14.2	
no	33.5	40.0	42.9	39.6	38.9	
yes	38.6	37.6	33.7	41.4	37.6	
YES!	14.1	8.1	6.2	8.1	9.3	
N of Valid	792	830	736	541	2899	
N of Miss	40	16	12	4	72	

Table 36: Are your school grades better than the grades of most students in your class?

Response	6	8	10	12	Total
NO!	10.0	9.8	8.0	4.1	8.3
no	31.5	30.0	28.0	23.8	28.8
yes	41.5	44.0	46.9	54.9	46.1
YES!	17.0	16.2	17.1	17.2	16.8
N of Valid	793	834	736	541	2904
N of Miss	39	12	12	4	67

Table 37: I have lots of chances to be part of class discussions or activities.

Response	6	8	10	12	Total
NO!	6.3	2.2	2.3	1.8	3.3
no	15.7	15.1	10.7	10.9	13.4
yes	47.9	57.7	64.5	66.0	58.2
YES!	30.1	25.1	22.6	21.3	25.1
N of Valid	808	834	740	541	2923
N of Miss	24	12	8	4	48

Table 38: Now thinking back over the past year in school, how often did you: enjoy being in school?

Response	6	8	10	12	Total
Never	9.5	10.1	7.7	10.9	9.5
Seldom	5.7	9.0	14.4	17.4	11.0
Sometimes	39.5	41.2	38.7	38.3	39.5
Often	24.3	26.8	28.3	22.9	25.8
Almost always	20.9	12.9	10.9	10.5	14.2
N of Valid	818	840	742	541	2941
N of Miss	14	6	6	4	30

Table 39: Now thinking back over the past year in school, how often did you: hate being in school?






Response	6	8	10	12	Total	
Never	17.1	8.8	5.3	4.6	9.4	
Seldom	24.5	23.9	25.5	25.9	24.8	
Sometimes	33.2	37.1	35.8	34.8	35.3	
Often	13.8	17.9	21.2	21.5	18.3	
Almost always	11.4	12.5	12.2	13.1	12.2	
N of Valid	805	834	740	540	2919	
N of Miss	27	12	8	5	52	

Table 40: Now thinking back over the past year in school, how often did you: try to do your best work in school?






Response	6	8	10	12	Total	
Never	0.5	0.4	1.2	0.4	0.6	
Seldom	0.2	1.7	4.2	2.8	2.1	
Sometimes	6.0	9.7	13.3	17.4	11.0	
Often	20.6	28.5	33.5	38.1	29.3	
Almost always	72.7	59.7	47.8	41.3	56.9	
N of Valid	802	832	738	535	2907	
N of Miss	30	14	10	10	64	

Table 41: How often do you feel that the school work you are assigned is meaningful and important?






Response	6	8	10	12	Total	
Never	6.4	4.4	8.9	8.5	6.9	
Seldom	9.0	13.3	25.0	26.9	17.6	
Sometimes	23.7	33.9	35.8	36.5	32.1	
Often	28.6	31.3	20.9	23.1	26.4	
Almost always	32.3	17.0	9.3	5.0	17.1	
N of Valid	809	840	740	540	2929	
N of Miss	23	6	8	5	42	

Table 42: Putting them all together, what were your grades like last year?

Response	6	8	10	12	Total	
Mostly F's	1.5	1.3	1.0	0.4	1.1	
Mostly D's	3.0	5.2	3.9	1.1	3.5	
Mostly C's	8.6	21.1	20.8	16.2	16.7	
Mostly B's	36.4	36.8	37.4	46.1	38.6	
Mostly A's	50.4	35.5	37.0	36.2	40.1	
N of Valid	788	823	736	538	2885	
N of Miss	44	23	12	7	86	

Table 43: How important do you think the things you are learning in school are going to be for your later life?

Response	6	8	10	12	Total	
Very important	47.3	31.6	16.1	11.7	28.4	
Quite important	25.8	31.2	23.8	23.7	26.5	
Fairly important	19.4	24.6	34.9	36.5	27.9	
Slightly important	5.7	10.6	20.8	24.1	14.3	
Not at all important	1.7	1.9	4.5	4.1	2.9	
N of Valid	824	836	740	540	2940	
N of Miss	8	10	8	5	31	

Table 44: How interesting are most of your courses to you?

Response	6	8	10	12	Total	
Very interesting and stimulating	14.5	8.9	7.0	9.3	10.0	
Quite interesting	35.2	28.0	21.8	23.0	27.5	
Fairly interesting	31.5	41.5	45.1	43.5	40.1	
Slightly dull	12.1	15.9	19.9	18.5	16.4	
Very dull	6.6	5.6	6.2	5.7	6.1	
N of Valid	800	838	743	540	2921	
N of Miss	32	8	5	5	50	

Table 45: During the LAST FOUR WEEKS how many whole days of school have you missed because you skipped or 'cut'?








Response	6	8	10	12	Total	
None	72.2	77.3	74.7	62.5	72.5	
1	11.9	11.5	12.1	14.8	12.4	
2	6.0	4.2	6.7	11.7	6.7	
3	4.2	3.2	3.2	4.6	3.7	
04/05/13	4.3	2.6	1.7	4.6	3.2	
06/10/13	1.0	1.0	0.8	1.1	1.0	
11 or more	0.4	0.2	0.7	0.6	0.4	
N of Valid	812	841	744	539	2936	
N of Miss	20	5	4	6	35	

Table 46: What are the chances you would be seen as cool if you: smoked cigarettes?






Response	6	8	10	12	Total	
No or very little chance	85.9	75.7	59.3	55.0	70.6	
Little chance	8.6	11.5	20.1	20.5	14.6	
Some chance	3.6	7.0	13.8	16.4	9.5	
Pretty good chance	0.7	3.7	4.3	5.6	3.4	
Very good chance	1.1	2.1	2.4	2.4	2.0	
N of Valid	803	828	740	536	2907	
N of Miss	29	18	8	9	64	

Table 47: What are the chances you would be seen as cool if you: worked hard at school?






Response	6	8	10	12	Total	
No or very little chance	6.0	9.3	13.1	11.4	9.7	
Little chance	7.7	13.1	19.4	20.9	14.7	
Some chance	17.5	21.8	27.2	33.8	24.2	
Pretty good chance	28.1	28.3	25.6	22.2	26.4	
Very good chance	40.7	27.6	14.7	11.8	25.0	
N of Valid	801	831	739	536	2907	
N of Miss	31	15	9	9	64	

Table 48: What are the chances you would be seen as cool if you: began drinking alcoholic beverages regularly, that is, at least once or twice a month?






Response	6	8	10	12	Total	
No or very little chance	85.9	69.6	45.1	38.4	62.0	
Little chance	8.8	12.6	15.8	16.9	13.2	
Some chance	3.1	8.8	16.7	20.5	11.4	
Pretty good chance	1.1	6.4	14.8	14.9	8.7	
Very good chance	1.0	2.6	7.6	9.3	4.7	
N of Valid	797	831	741	537	2906	
N of Miss	35	15	7	8	65	

Table 49: What are the chances you would be seen as cool if you: defended someone who was being verbally abused at school?






Response	6	8	10	12	Total	
No or very little chance	13.4	9.4	11.5	11.0	11.3	
Little chance	8.5	11.1	13.5	14.6	11.6	
Some chance	14.4	19.7	27.4	27.2	21.6	
Pretty good chance	23.6	28.2	27.4	28.9	26.9	
Very good chance	40.1	31.6	20.2	18.3	28.5	
N of Valid	789	829	741	536	2895	
N of Miss	43	17	7	9	76	

Table 50: What are the chances you would be seen as cool if you: smoked marijuana?






Response	6	8	10	12	Total	
No or very little chance	89.3	73.6	50.3	45.1	66.7	
Little chance	5.0	9.7	14.7	15.3	10.7	
Some chance	2.9	7.5	11.7	17.5	9.2	
Pretty good chance	1.3	4.6	12.0	11.0	6.7	
Very good chance	1.5	4.7	11.2	11.2	6.7	
N of Valid	797	832	741	537	2907	
N of Miss	35	14	7	8	64	

Table 51: What are the chances you would be seen as cool if you: carried a handgun?






Response	6	8	10	12	Total	
No or very little chance	83.5	78.3	74.5	71.8	77.6	
Little chance	7.6	8.9	13.2	14.9	10.8	
Some chance	4.1	6.6	5.8	6.3	5.7	
Pretty good chance	1.7	3.3	2.8	3.4	2.8	
Very good chance	3.0	2.9	3.6	3.5	3.2	
N of Valid	801	829	741	536	2907	
N of Miss	31	17	7	9	64	

Table 52: Think of your four best friends (the friends you feel closest to). In the past year (12 months), how many of your best friends have: participated in clubs, organizations or activities at school?






Response	6	8	10	12	Total	
0	11.4	6.8	7.2	7.6	8.3	
1	12.9	9.7	8.8	11.4	10.7	
2	16.5	18.5	14.6	15.1	16.3	
3	15.2	16.8	16.1	14.9	15.8	
4	44.0	48.1	53.4	50.9	48.8	
N of Valid	800	833	740	536	2909	
N of Miss	32	13	8	9	62	

Table 53: Think of your four best friends (the friends you feel closest to). In the past year (12 months), how many of your best friends have: smoked cigarettes?






Response	6	8	10	12	Total	
0	89.9	76.7	58.4	47.8	70.4	
1	5.9	12.4	17.2	22.3	13.6	
2	2.1	5.4	9.9	13.1	7.0	
3	0.6	1.8	5.3	6.8	3.3	
4	1.5	3.7	9.3	9.9	5.7	
N of Valid	803	837	740	533	2913	
N of Miss	29	9	8	12	58	

Table 54: Think of your four best friends (the friends you feel closest to). In the past year (12 months), how many of your best friends have: tried beer, wine or hard liquor (for example, vodka, whiskey, or gin) when their parents didn't know about it?






Response	6	8	10	12	Total	
0	82.6	65.3	37.7	29.1	56.4	
1	10.0	14.1	19.2	17.4	14.9	
2	3.4	9.8	13.4	16.6	10.2	
3	0.9	3.6	9.2	10.3	5.5	
4	3.2	7.2	20.5	26.7	13.1	
N of Valid	803	836	740	536	2915	
N of Miss	29	10	8	9	56	

Table 55: Think of your four best friends (the friends you feel closest to). In the past year (12 months), how many of your best friends have: made a commitment to stay drug-free?






Response	6	8	10	12	Total	
0	7.2	19.4	27.5	33.4	20.7	
1	5.7	7.9	13.8	16.3	10.3	
2	4.9	7.0	11.2	12.4	8.5	
3	8.7	12.7	11.2	9.0	10.5	
4	73.6	52.9	36.3	28.9	50.0	
N of Valid	796	833	732	533	2894	
N of Miss	36	13	16	12	77	

Table 56: Think of your four best friends (the friends you feel closest to). In the past year (12 months), how many of your best friends have: used marijuana?






Response	6	8	10	12	Total	
0	95.1	81.7	58.4	48.8	73.4	
1	2.9	7.2	15.5	17.4	10.0	
2	0.9	4.8	8.2	14.6	6.4	
3	0.4	3.0	7.5	6.9	4.1	
4	0.8	3.2	10.5	12.2	6.0	
N of Valid	795	831	736	533	2895	
N of Miss	37	15	12	12	76	

Table 57: Think of your four best friends (the friends you feel closest to). In the past year (12 months), how many of your best friends have: used prescription drugs or non-prescription drugs for the purposes of getting high?






Response	6	8	10	12	Total	
0	94.7	89.4	75.1	68.7	83.4	
1	3.2	5.6	9.8	13.3	7.4	
2	0.4	2.4	6.8	9.6	4.3	
3	0.5	0.7	3.7	4.1	2.0	
4	1.3	1.8	4.7	4.3	2.9	
N of Valid	791	834	738	534	2897	
N of Miss	41	12	10	11	74	

Table 58: Think of your four best friends (the friends you feel closest to). In the past year (12 months), how many of your best friends have: used synthetic marijuana (K2, spice) or bath salts?






Response	6	8	10	12	Total	
0	97.6	94.6	87.8	85.8	92.1	
1	1.4	3.2	5.8	7.3	4.1	
2	0.5	1.1	1.8	4.7	1.8	
3	0.1	0.2	1.9	0.6	0.7	
4	0.4	0.8	2.7	1.7	1.3	
N of Valid	787	835	738	534	2894	
N of Miss	45	11	10	11	77	

Table 59: Think of your four best friends (the friends you feel closest to). In the past year (12 months), how many of your best friends have: used LSD, cocaine, amphetamines, or other illegal drugs?






Response	6	8	10	12	Total	
0	96.6	94.1	88.8	85.7	91.9	
1	2.4	3.6	6.4	8.4	4.9	
2	0.8	1.0	2.2	2.8	1.6	
3	0.0	0.5	0.8	1.7	0.7	
4	0.3	0.8	1.9	1.3	1.0	
N of Valid	786	829	738	533	2886	
N of Miss	46	17	10	12	85	

Table 60: Think of your four best friends (the friends you feel closest to). In the past year (12 months), how many of your best friends have: tried to do well in school?






Response	6	8	10	12	Total	
0	2.6	2.9	3.0	4.3	3.1	
1	3.1	4.6	7.9	7.3	5.5	
2	6.8	9.0	14.1	14.1	10.6	
3	14.8	17.2	18.1	21.4	17.5	
4	72.8	66.3	56.9	52.8	63.2	
N of Valid	800	831	736	532	2899	
N of Miss	32	15	12	13	72	

Table 61: Think of your four best friends (the friends you feel closest to). In the past year (12 months), how many of your best friends have: been suspended from school?






Response	6	8	10	12	Total	
0	71.7	58.9	70.2	73.8	68.0	
1	17.4	19.1	13.8	15.0	16.5	
2	5.3	11.1	7.6	5.2	7.5	
3	2.7	4.3	3.4	3.2	3.4	
4	2.9	6.6	5.0	2.8	4.5	
N of Valid	789	829	739	534	2891	
N of Miss	43	17	9	11	80	

Table 62: Think of your four best friends (the friends you feel closest to). In the past year (12 months), how many of your best friends have: liked school?






Response	6	8	10	12	Total	
0	18.4	24.7	27.3	30.5	24.7	
1	12.5	16.0	14.5	15.3	14.5	
2	17.9	19.1	23.5	24.9	21.0	
3	21.6	17.6	17.6	13.6	18.0	
4	29.7	22.6	17.1	15.8	21.9	
N of Valid	795	831	739	531	2896	
N of Miss	37	15	9	14	75	

Table 63: Think of your four best friends (the friends you feel closest to). In the past year (12 months), how many of your best friends have: carried a handgun?


Response	6	8	10	12	Total	
0	92.9	93.0	93.4	93.1	93.1	
1	3.7	3.2	2.4	3.8	3.2	
2	1.5	1.7	2.0	1.3	1.7	
3	0.5	1.2	0.5	0.8	0.8	
4	1.4	0.8	1.6	1.1	1.2	
N of Valid	793	832	740	533	2898	
N of Miss	39	14	8	12	73	

Table 64: Think of your four best friends (the friends you feel closest to). In the past year (12 months), how many of your best friends have: sold illegal drugs?


Response	6	8	10	12	Total	
0	97.9	93.5	82.7	81.0	89.6	
1	1.6	3.9	9.2	9.8	5.7	
2	0.3	1.7	3.8	5.3	2.5	
3	0.0	0.2	2.2	1.9	1.0	
4	0.3	0.7	2.2	2.1	1.2	
N of Valid	791	831	739	531	2892	
N of Miss	41	15	9	14	79	

Table 65: Think of your four best friends (the friends you feel closest to). In the past year (12 months), how many of your best friends have: regularly attended religious services?


Response	6	8	10	12	Total	
0	20.0	14.2	14.8	21.3	17.2	
1	9.2	12.0	15.5	14.7	12.7	
2	11.6	18.8	17.4	20.3	16.8	
3	16.5	17.5	21.6	17.9	18.4	
4	42.7	37.6	30.6	25.8	35.0	
N of Valid	769	825	735	531	2860	
N of Miss	63	21	13	14	111	

Table 66: Think of your four best friends (the friends you feel closest to). In the past year (12 months), how many of your best friends have: stolen or tried to steal a motor vehicle such as a car or motorcycle?






Response	6	8	10	12	Total	
0	96.7	95.3	94.2	95.1	95.4	
1	2.4	2.9	3.4	3.6	3.0	
2	0.5	0.8	1.1	0.8	0.8	
3	0.1	0.5	0.4	0.0	0.3	
4	0.3	0.5	1.0	0.6	0.6	
N of Valid	795	835	736	533	2899	
N of Miss	37	11	12	12	72	

Table 67: Think of your four best friends (the friends you feel closest to). In the past year (12 months), how many of your best friends have: been arrested?






Response	6	8	10	12	Total	
0	94.3	88.6	84.6	84.1	88.3	
1	3.5	7.3	9.1	11.4	7.5	
2	1.3	2.0	3.7	3.2	2.5	
3	0.1	0.8	1.2	0.8	0.7	
4	0.8	1.2	1.5	0.6	1.0	
N of Valid	790	832	738	533	2893	
N of Miss	42	14	10	12	78	

Table 68: Think of your four best friends (the friends you feel closest to). In the past year (12 months), how many of your best friends have: dropped out of school?






Response	6	8	10	12	Total	
0	93.2	94.1	90.4	85.6	91.4	
1	4.5	3.5	5.8	10.3	5.6	
2	0.9	1.6	3.0	2.8	2.0	
3	0.5	0.4	0.4	0.8	0.5	
4	0.9	0.5	0.4	0.6	0.6	
N of Valid	797	834	738	533	2902	
N of Miss	35	12	10	12	69	

Table 69: Think of your four best friends (the friends you feel closest to). In the past year (12 months), how many of your best friends have: been members of a gang?






Response	6	8	10	12	Total	
0	91.9	91.0	91.3	91.6	91.4	
1	4.3	4.3	4.3	5.1	4.5	
2	1.5	2.4	1.1	1.7	1.7	
3	0.5	0.7	0.7	0.4	0.6	
4	1.8	1.6	2.6	1.3	1.8	
N of Valid	794	832	738	533	2897	
N of Miss	38	14	10	12	74	

Table 70: How old were you when you first: smoked marijuana?










Response	6	8	10	12	Total	
Never	98.3	91.1	75.1	67.4	84.7	
10 or younger	0.6	1.2	1.8	1.1	1.2	
11	0.7	1.9	0.9	0.6	1.1	
12	0.2	1.2	3.0	1.5	1.4	
13	0.0	3.3	6.2	2.4	3.0	
14	0.0	1.3	5.8	6.0	3.0	
15	0.0	0.0	6.1	6.4	2.7	
16	0.0	0.0	0.9	8.5	1.8	
17 or older	0.1	0.0	0.1	6.0	1.2	
N of Valid	804	830	740	531	2905	
N of Miss	28	16	8	14	66	

Table 71: How old were you when you first: smoked a cigarette, even just a puff?










Response	6	8	10	12	Total	
Never	88.6	79.8	61.7	56.2	73.3	
10 or younger	7.5	7.7	8.8	5.1	7.4	
11	3.4	3.9	4.7	2.6	3.7	
12	0.4	3.7	5.8	4.5	3.5	
13	0.0	4.2	5.4	5.3	3.6	
14	0.0	0.7	6.5	5.8	2.9	
15	0.0	0.0	5.5	5.5	2.4	
16	0.1	0.0	1.4	8.5	1.9	
17 or older	0.0	0.0	0.1	6.6	1.2	
N of Valid	799	831	739	532	2901	
N of Miss	33	15	9	13	70	

Table 72: How old were you when you first: had more than a sip or two of beer, wine or hard liquor (for example, vodka, whiskey, or gin)?










Response	6	8	10	12	Total	
Never	82.3	67.7	45.8	35.0	60.2	
10 or younger	11.1	10.4	9.3	4.7	9.3	
11	5.2	4.3	4.1	2.1	4.1	
12	1.4	6.9	5.3	4.7	4.5	
13	0.0	9.0	9.9	6.0	6.2	
14	0.0	1.7	12.7	8.1	5.2	
15	0.0	0.0	9.6	10.7	4.4	
16	0.0	0.0	3.4	17.2	4.0	
17 or older	0.0	0.0	0.0	11.6	2.1	
N of Valid	808	830	740	534	2912	
N of Miss	24	16	8	11	59	

Table 73: How old were you when you first: began drinking alcoholic beverages regularly, that is, at least once or twice a month?










Response	6	8	10	12	Total	
Never	97.8	93.2	79.9	67.9	86.4	
10 or younger	1.2	1.2	1.2	0.4	1.1	
11	0.5	0.6	0.9	0.0	0.5	
12	0.1	1.3	1.4	1.1	1.0	
13	0.0	2.9	2.8	1.5	1.8	
14	0.0	0.7	5.4	4.1	2.3	
15	0.0	0.1	6.6	4.7	2.6	
16	0.0	0.0	1.8	10.3	2.3	
17 or older	0.4	0.0	0.0	10.1	2.0	
N of Valid	812	834	740	535	2921	
N of Miss	20	12	8	10	50	

Table 74: How old were you when you first: used Daztrex?


Response	6	8	10	12	Total	
Never	100.0	100.0	100.0	100.0	100.0	
10 or younger	0.0	0.0	0.0	0.0	0.0	
11	0.0	0.0	0.0	0.0	0.0	
12	0.0	0.0	0.0	0.0	0.0	
13	0.0	0.0	0.0	0.0	0.0	
14	0.0	0.0	0.0	0.0	0.0	
15	0.0	0.0	0.0	0.0	0.0	
16	0.0	0.0	0.0	0.0	0.0	
17 or older	0.0	0.0	0.0	0.0	0.0	
N of Valid	782	826	738	532	2878	
N of Miss	50	20	10	13	93	

Table 75: How old were you when you first: got suspended from school?

Response	6	8	10	12	Total	
Never	91.1	82.5	79.0	80.3	83.6	
10 or younger	6.3	5.0	5.0	5.1	5.4	
11	2.2	3.1	2.2	1.7	2.4	
12	0.4	4.7	3.2	2.8	2.8	
13	0.0	3.5	4.1	1.9	2.4	
14	0.0	1.0	3.7	2.3	1.6	
15	0.0	0.2	2.4	2.4	1.1	
16	0.0	0.0	0.4	2.3	0.5	
17 or older	0.0	0.0	0.0	1.3	0.2	
N of Valid	808	834	739	533	2914	
N of Miss	24	12	9	12	57	

Table 76: How old were you when you first: got arrested?

Response	6	8	10	12	Total	
Never	98.8	96.8	93.1	95.9	96.2	
10 or younger	0.6	0.6	0.5	0.2	0.5	
11	0.4	0.6	0.4	0.0	0.4	
12	0.2	0.7	0.9	0.4	0.6	
13	0.0	0.7	1.3	0.8	0.7	
14	0.0	0.6	1.6	0.2	0.6	
15	0.0	0.0	1.3	1.3	0.6	
16	0.0	0.0	0.7	0.6	0.3	
17 or older	0.0	0.0	0.0	0.8	0.1	
N of Valid	810	833	741	532	2916	
N of Miss	22	13	7	13	55	

Table 77: How old were you when you first: carried a handgun?










Response	6	8	10	12	Total	
Never	93.9	95.0	95.3	95.7	94.9	
10 or younger	3.0	1.4	0.8	0.6	1.6	
11	1.7	0.7	0.5	0.2	0.9	
12	1.2	0.8	0.5	0.6	0.8	
13	0.1	1.4	0.5	0.2	0.6	
14	0.0	0.5	1.1	0.4	0.5	
15	0.0	0.1	1.1	0.8	0.4	
16	0.0	0.0	0.1	0.8	0.2	
17 or older	0.0	0.0	0.0	0.9	0.2	
N of Valid	802	833	737	531	2903	
N of Miss	30	13	11	14	68	

Table 78: How old were you when you first: attacked someone with the idea of seriously hurting them?










Response	6	8	10	12	Total	
Never	88.2	87.3	85.4	84.8	86.6	
10 or younger	6.2	4.2	2.6	2.4	4.0	
11	4.6	2.0	1.6	0.8	2.4	
12	0.9	2.6	1.2	1.7	1.6	
13	0.1	3.2	1.6	1.9	1.7	
14	0.0	0.5	3.9	1.7	1.4	
15	0.0	0.1	2.8	2.1	1.1	
16	0.0	0.0	0.8	2.1	0.6	
17 or older	0.0	0.0	0.0	2.6	0.5	
N of Valid	808	836	738	533	2915	
N of Miss	24	10	10	12	56	

Table 79: How old were you when you first: belonged to a gang?










Response	6	8	10	12	Total	
Never	96.9	96.1	96.4	97.6	96.6	
10 or younger	1.0	0.8	0.5	0.7	0.8	
11	2.0	0.8	0.3	0.0	0.9	
12	0.1	0.8	0.3	0.0	0.3	
13	0.0	1.2	0.7	0.6	0.6	
14	0.0	0.1	0.8	0.2	0.3	
15	0.0	0.1	0.7	0.2	0.2	
16	0.0	0.0	0.3	0.7	0.2	
17 or older	0.0	0.0	0.1	0.0	0.0	
N of Valid	809	836	741	534	2920	
N of Miss	23	10	7	11	51	

Table 80: How wrong do you think it is for someone your age to: take a handgun to school?





Response	6	8	10	12	Total	
Very wrong	90.2	89.1	86.5	87.8	88.5	
Wrong	7.2	7.6	9.3	8.4	8.1	
A little bit wrong	1.7	2.6	3.1	2.8	2.5	
Not wrong at all	0.9	0.6	1.1	0.9	0.9	
N of Valid	817	838	743	534	2932	
N of Miss	15	8	5	11	39	

Table 81: How wrong do you think it is for someone your age to: steal anything worth more than \$5?





Response	6	8	10	12	Total	
Very wrong	66.1	61.6	57.5	64.1	62.3	
Wrong	25.7	28.1	32.7	26.0	28.2	
A little bit wrong	6.9	8.6	7.7	8.0	7.8	
Not wrong at all	1.4	1.7	2.2	1.9	1.7	
N of Valid	814	836	743	535	2928	
N of Miss	18	10	5	10	43	

Table 82: How wrong do you think it is for someone your age to: pick a fight with someone?





Response	6	8	10	12	Total	
Very wrong	55.0	41.4	36.7	44.1	44.5	
Wrong	27.2	34.8	34.8	29.0	31.6	
A little bit wrong	14.5	18.7	24.1	21.5	19.4	
Not wrong at all	3.3	5.1	4.5	5.5	4.5	
N of Valid	813	827	739	531	2910	
N of Miss	19	19	9	14	61	

Table 83: How wrong do you think it is for someone your age to: attack someone with the idea of seriously hurting them?





Response	6	8	10	12	Total	
Very wrong	83.3	72.9	65.3	66.0	72.6	
Wrong	11.2	18.4	22.5	22.2	18.1	
A little bit wrong	4.2	5.5	9.8	9.8	7.0	
Not wrong at all	1.3	3.1	2.4	2.1	2.3	
N of Valid	815	835	738	532	2920	
N of Miss	17	11	10	13	51	

Table 84: How wrong do you think it is for someone your age to: stay away from school all day when their parents think they are at school?





Response	6	8	10	12	Total	
Very wrong	84.5	68.1	52.0	46.3	64.7	
Wrong	10.9	21.5	30.1	28.9	22.0	
A little bit wrong	3.7	7.5	14.2	19.7	10.4	
Not wrong at all	1.0	2.9	3.7	5.1	2.9	
N of Valid	819	837	738	533	2927	
N of Miss	13	9	10	12	44	

Table 85: How wrong do you think it is for someone your age to: drink beer, wine or hard liquor (for example, vodka, whiskey, or gin) regularly?





Response	6	8	10	12	Total	
Very wrong	88.2	71.9	46.5	38.2	63.9	
Wrong	7.1	15.7	24.2	22.7	16.7	
A little bit wrong	3.4	7.3	19.3	26.2	12.7	
Not wrong at all	1.2	5.1	10.1	12.9	6.7	
N of Valid	814	837	736	534	2921	
N of Miss	18	9	12	11	50	

Table 86: How wrong do you think it is for someone your age to: smoke cigarettes?





Response	6	8	10	12	Total	
Very wrong	88.0	76.1	56.8	46.0	69.1	
Wrong	8.4	14.4	21.1	19.5	15.4	
A little bit wrong	2.2	5.7	13.0	20.6	9.3	
Not wrong at all	1.3	3.8	9.1	13.9	6.3	
N of Valid	817	840	739	533	2929	
N of Miss	15	6	9	12	42	

Table 87: How wrong do you think it is for someone your age to: smoke marijuana?





Response	6	8	10	12	Total	
Very wrong	95.2	83.1	61.8	55.7	76.1	
Wrong	2.9	7.8	15.2	15.3	9.7	
A little bit wrong	1.0	4.4	11.9	15.0	7.3	
Not wrong at all	0.9	4.7	11.1	14.0	6.9	
N of Valid	819	833	739	535	2926	
N of Miss	13	13	9	10	45	

Table 88: How wrong do you think it is for someone your age to: use prescription drugs or non-prescription drugs for the purpose of getting high?





Response	6	8	10	12	Total	
Very wrong	93.6	88.2	78.2	76.5	85.0	
Wrong	4.8	8.7	13.3	15.4	10.0	
A little bit wrong	1.1	1.6	5.6	5.8	3.2	
Not wrong at all	0.5	1.6	3.0	2.3	1.7	
N of Valid	815	837	738	532	2922	
N of Miss	17	9	10	13	49	

Table 89: How wrong do you think it is for someone your age to: use synthetic marijuana (K2, spice) or bath salts?





Response	6	8	10	12	Total	
Very wrong	96.2	91.1	83.1	81.8	88.8	
Wrong	3.0	6.1	10.8	12.7	7.6	
A little bit wrong	0.2	1.4	4.3	3.4	2.2	
Not wrong at all	0.6	1.4	1.8	2.1	1.4	
N of Valid	812	838	739	534	2923	
N of Miss	20	8	9	11	48	

Table 90: How wrong do you think it is for someone your age to: use LSD, cocaine, amphetamines or another illegal drug?





Response	6	8	10	12	Total	
Very wrong	96.8	93.7	88.9	88.6	92.4	
Wrong	2.2	4.9	7.7	7.3	5.3	
A little bit wrong	0.5	0.7	1.9	2.4	1.3	
Not wrong at all	0.5	0.7	1.5	1.7	1.0	
N of Valid	816	838	739	534	2927	
N of Miss	16	8	9	11	44	

Table 91: At school during the past 12 months, did you receive help from the resource teacher, speech therapist or other special education teacher?



Response	6	8	10	12	Total	
No	85.5	88.7	91.3	91.9	89.1	
Yes	14.5	11.3	8.7	8.1	10.9	
N of Valid	752	785	701	504	2742	
N of Miss	80	61	47	41	229	

Table 92: How many times in the past year (12 months) have you: been suspended from school?







Response	6	8	10	12	Total	
Never	94.3	88.6	92.5	93.6	92.1	
1 to 2 times	4.8	9.6	5.4	5.8	6.5	
3 to 5 times	0.5	1.3	1.4	0.0	0.9	
6 to 9 times	0.1	0.2	0.3	0.4	0.2	
10 to 19 times	0.0	0.2	0.3	0.0	0.1	
20 to 29 times	0.0	0.0	0.0	0.0	0.0	
30 to 39 times	0.0	0.0	0.0	0.0	0.0	
40+ times	0.2	0.0	0.1	0.2	0.1	
N of Valid	814	835	738	533	2920	
N of Miss	18	11	10	12	51	

Table 93: How many times in the past year (12 months) have you: carried a handgun?









Response	6	8	10	12	Total	
Never	94.2	94.2	95.7	96.6	95.0	
1 to 2 times	3.0	3.2	1.6	1.3	2.4	
3 to 5 times	1.0	0.7	0.8	0.6	0.8	
6 to 9 times	0.4	0.8	0.5	0.6	0.6	
10 to 19 times	0.2	0.1	0.1	0.2	0.2	
20 to 29 times	0.5	0.0	0.4	0.0	0.2	
30 to 39 times	0.1	0.0	0.0	0.2	0.1	
40+ times	0.6	0.8	0.8	0.6	0.7	
N of Valid	809	833	739	530	2911	
N of Miss	23	13	9	15	60	

Table 94: How many times in the past year (12 months) have you: sold illegal drugs?









Response	6	8	10	12	Total	
Never	99.6	97.8	94.8	93.6	96.8	
1 to 2 times	0.2	0.8	1.8	2.3	1.2	
3 to 5 times	0.1	0.2	1.1	1.7	0.7	
6 to 9 times	0.0	0.4	0.5	0.9	0.4	
10 to 19 times	0.0	0.0	0.4	0.2	0.1	
20 to 29 times	0.0	0.2	0.1	0.2	0.1	
30 to 39 times	0.0	0.1	0.0	0.4	0.1	
40+ times	0.0	0.4	1.2	0.8	0.5	
N of Valid	811	833	737	530	2911	
N of Miss	21	13	11	15	60	

Table 95: How many times in the past year (12 months) have you: stolen or tried to steal a motor vehicle such as a car or motorcycle?






Response	6	8	10	12	Total	
Never	99.1	99.0	97.8	100.0	98.9	
1 to 2 times	0.9	0.7	1.8	0.0	0.9	
3 to 5 times	0.0	0.1	0.3	0.0	0.1	
6 to 9 times	0.0	0.0	0.1	0.0	0.0	
10 to 19 times	0.0	0.0	0.0	0.0	0.0	
20 to 29 times	0.0	0.0	0.0	0.0	0.0	
30 to 39 times	0.0	0.0	0.0	0.0	0.0	
40+ times	0.0	0.1	0.0	0.0	0.0	
N of Valid	814	834	735	530	2913	
N of Miss	18	12	13	15	58	

Table 96: How many times in the past year (12 months) have you: participated in clubs, organizations or activities at school?









Response	6	8	10	12	Total	
Never	25.9	19.8	20.4	24.0	22.4	
1 to 2 times	25.1	20.7	14.8	10.8	18.6	
3 to 5 times	16.1	15.1	11.1	8.1	13.1	
6 to 9 times	8.5	9.0	7.3	9.8	8.6	
10 to 19 times	7.2	7.8	11.1	10.8	9.0	
20 to 29 times	4.1	5.2	6.6	8.1	5.8	
30 to 39 times	1.1	2.9	3.7	2.5	2.5	
40+ times	11.9	19.5	25.0	26.0	20.0	
N of Valid	800	830	729	530	2889	
N of Miss	32	16	19	15	82	

Table 97: How many times in the past year (12 months) have you: been arrested?








Response	6	8	10	12	Total	
Never	99.0	97.6	95.4	97.0	97.3	
1 to 2 times	0.9	1.7	2.9	2.6	1.9	
3 to 5 times	0.0	0.6	1.2	0.2	0.5	
6 to 9 times	0.0	0.0	0.1	0.0	0.0	
10 to 19 times	0.1	0.1	0.1	0.0	0.1	
20 to 29 times	0.0	0.0	0.0	0.0	0.0	
30 to 39 times	0.0	0.0	0.1	0.0	0.0	
40+ times	0.0	0.0	0.1	0.2	0.1	
N of Valid	809	832	735	531	2907	
N of Miss	23	14	13	14	64	

Table 98: How many times in the past year (12 months) have you: attacked someone with the idea of seriously hurting them?


Response	6	8	10	12	Total	
Never	90.9	89.7	89.8	90.8	90.2	
1 to 2 times	6.8	6.1	6.9	6.2	6.5	
3 to 5 times	1.5	2.3	2.2	1.7	1.9	
6 to 9 times	0.5	0.8	0.5	0.6	0.6	
10 to 19 times	0.2	0.2	0.3	0.0	0.2	
20 to 29 times	0.0	0.2	0.1	0.4	0.2	
30 to 39 times	0.0	0.1	0.1	0.2	0.1	
40+ times	0.1	0.5	0.0	0.2	0.2	
N of Valid	809	834	735	531	2909	
N of Miss	23	12	13	14	62	

Table 99: How many times in the past year (12 months) have you: been drunk or high at school?


Response	6	8	10	12	Total	
Never	98.8	95.0	87.1	83.0	91.9	
1 to 2 times	1.2	2.6	5.4	9.8	4.3	
3 to 5 times	0.0	0.6	2.6	2.3	1.2	
6 to 9 times	0.0	0.7	1.9	1.1	0.9	
10 to 19 times	0.0	0.6	0.9	1.9	0.8	
20 to 29 times	0.0	0.0	0.5	0.0	0.1	
30 to 39 times	0.0	0.0	0.0	0.6	0.1	
40+ times	0.0	0.5	1.5	1.3	0.8	
N of Valid	809	835	737	530	2911	
N of Miss	23	11	11	15	60	

Table 100: How many times in the past year (12 months) have you: taken a handgun to school?





Response	6	8	10	12	Total	
Never	99.6	99.9	99.6	99.8	99.7	
1 to 2 times	0.2	0.1	0.1	0.2	0.2	
3 to 5 times	0.0	0.0	0.0	0.0	0.0	
6 to 9 times	0.1	0.0	0.1	0.0	0.1	
10 to 19 times	0.0	0.0	0.0	0.0	0.0	
20 to 29 times	0.0	0.0	0.1	0.0	0.0	
30 to 39 times	0.0	0.0	0.0	0.0	0.0	
40+ times	0.0	0.0	0.0	0.0	0.0	
N of Valid	809	833	737	531	2910	
N of Miss	23	13	11	14	61	

Table 101: Are you currently on probation, or assigned a probation officer with Juvenile Court?



Response	6	8	10	12	Total	
No	99.3	98.5	98.0	98.4	98.6	
Yes	0.7	1.5	2.0	1.6	1.4	
N of Valid	739	783	700	506	2728	
N of Miss	93	63	48	39	243	

Table 102: Have you ever belonged to a gang?






Response	6	8	10	12	Total	
No	95.1	94.2	94.2	96.3	94.8	
No, but would like to	0.7	1.7	0.9	0.4	1.0	
Yes, in the past	2.5	1.9	2.0	1.9	2.1	
Yes, belong now	1.5	2.3	2.6	1.3	1.9	
Yes, but would like to get out	0.2	0.0	0.3	0.2	0.2	
N of Valid	814	840	738	534	2926	
N of Miss	18	6	10	11	45	

Table 103: If you have ever belonged to a gang, did that gang have a name?




Response	6	8	10	12	Total	
No	7.9	5.3	6.8	12.5	7.7	
Yes	3.2	4.1	4.7	3.0	3.8	
I have never belonged to a gang	88.8	90.6	88.5	84.4	88.5	
N of Valid	807	833	723	527	2890	
N of Miss	25	13	25	18	81	

Table 104: You are at a party at someone's house, and one of your friends offers you a drink containing alcohol. What would you say or do?





Response	6	8	10	12	Total	
Drink it	4.6	17.2	32.4	40.5	21.8	
Tell your friend, 'No thanks, I don't drink' and suggest that you and your friend go and do something else	48.0	46.1	31.1	27.2	39.4	
Just say, 'No thanks' and walk away	29.1	24.2	28.9	27.4	27.3	
Make up a good excuse, tell your friend you had something else to do, and leave	18.3	12.5	7.6	4.9	11.5	
N of Valid	804	831	737	529	2901	
N of Miss	28	15	11	16	70	

Table 105: How often do you attend religious services or activities?





Response	6	8	10	12	Total	
Never	15.1	8.4	9.0	16.2	11.8	
Rarely	16.8	20.9	22.2	24.7	20.8	
1-2 Times a Month	9.9	12.7	13.8	15.1	12.6	
About Once a Week or More	58.2	58.0	55.0	44.1	54.7	
N of Valid	787	834	734	531	2886	
N of Miss	45	12	14	14	85	

Table 106: I think sometimes it's okay to cheat at school.

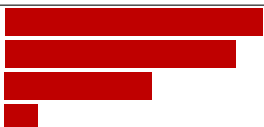
Response	6	8	10	12	Total	
NO!	64.0	45.3	19.4	23.3	40.0	
no	27.0	37.4	40.9	37.6	35.4	
yes	8.1	15.1	34.9	34.5	21.7	
YES!	0.9	2.2	4.8	4.6	2.9	
N of Valid	810	836	736	527	2909	
N of Miss	22	10	12	18	62	

Table 107: It is important to think before you act.


Response	6	8	10	12	Total	
NO!	2.6	1.1	1.6	1.1	1.7	
no	3.5	3.8	2.4	1.9	3.0	
yes	23.4	29.8	33.7	38.1	30.5	
YES!	70.5	65.3	62.2	58.9	64.8	
N of Valid	808	833	736	528	2905	
N of Miss	24	13	12	17	66	

Table 108: Sometimes I think that life is not worth it.


Response	6	8	10	12	Total	
NO!	57.2	45.6	43.5	41.9	47.6	
no	19.9	24.3	24.0	28.3	23.7	
yes	16.0	20.8	22.6	21.8	20.1	
YES!	6.9	9.3	9.8	8.0	8.5	
N of Valid	795	824	733	527	2879	
N of Miss	37	22	15	18	92	

Table 109: At times I think I am no good at all.

Response	6	8	10	12	Total	
NO!	38.5	33.6	27.3	28.4	32.4	
no	22.5	24.2	25.6	25.6	24.3	
yes	27.3	28.4	31.8	36.4	30.4	
YES!	11.6	13.8	15.2	9.7	12.8	
N of Valid	799	831	735	528	2893	
N of Miss	33	15	13	17	78	

Table 110: All in all, I am inclined to think that I am a failure.

Response	6	8	10	12	Total	
NO!	56.7	46.1	41.0	41.9	47.0	
no	24.9	29.3	33.3	36.2	30.4	
yes	12.3	15.8	17.9	16.3	15.5	
YES!	6.2	8.8	7.8	5.5	7.2	
N of Valid	796	830	732	527	2885	
N of Miss	36	16	16	18	86	

Table 111: In the past year, have you felt depressed or sad MOST days, even if you felt okay sometimes?

Response	6	8	10	12	Total	
NO!	35.1	35.3	29.9	28.0	32.5	
no	21.1	22.1	23.6	28.2	23.3	
yes	28.2	24.8	27.7	30.1	27.4	
YES!	15.6	17.9	18.9	13.6	16.7	
N of Valid	806	834	737	528	2905	
N of Miss	26	12	11	17	66	

Table 112: It is all right to beat up people if they start the fight.





Response	6	8	10	12	Total	
NO!	53.0	35.5	23.0	28.1	35.9	
no	17.7	21.2	23.0	21.9	20.8	
yes	15.3	25.6	29.8	28.7	24.4	
YES!	14.1	17.6	24.1	21.3	19.0	
N of Valid	804	833	734	526	2897	
N of Miss	28	13	14	19	74	

Table 113: I think it is okay to take something without asking if you can get away with it.





Response	6	8	10	12	Total	
NO!	82.7	68.2	61.5	61.0	69.2	
no	15.5	26.1	33.0	33.0	26.1	
yes	1.5	4.4	4.6	4.9	3.7	
YES!	0.4	1.3	0.8	1.1	0.9	
N of Valid	807	833	736	531	2907	
N of Miss	25	13	12	14	64	

Table 114: Where do you get the most information about living a drug and alcohol free life? Parents/guardians





Response	6	8	10	12	Total	
All the time	53.7	42.5	35.8	36.2	42.7	
Most	24.6	28.9	33.1	24.9	28.0	
Some	12.9	19.0	18.9	24.1	18.2	
Very little	8.9	9.6	12.2	14.9	11.0	
N of Valid	790	823	731	531	2875	
N of Miss	42	23	17	14	96	

Table 115: Where do you get the most information about living a drug and alcohol free life? Friends





Response	6	8	10	12	Total	
All the time	24.8	16.1	10.9	10.8	16.1	
Most	16.3	17.1	16.7	13.4	16.1	
Some	27.5	30.8	30.5	34.5	30.5	
Very little	31.5	35.9	41.9	41.3	37.2	
N of Valid	763	818	724	528	2833	
N of Miss	69	28	24	17	138	

Table 116: Where do you get the most information about living a drug and alcohol free life? Family members





Response	6	8	10	12	Total	
All the time	47.2	34.9	22.2	24.5	33.0	
Most	23.2	28.7	31.1	23.3	26.8	
Some	17.3	24.2	27.1	30.4	24.2	
Very little	12.3	12.2	19.6	21.8	15.9	
N of Valid	763	822	726	527	2838	
N of Miss	69	24	22	18	133	

Table 117: Where do you get the most information about living a drug and alcohol free life? School





Response	6	8	10	12	Total	
All the time	59.2	46.6	33.8	32.2	44.1	
Most	23.2	29.7	32.3	28.6	28.4	
Some	9.7	14.8	22.5	24.4	17.1	
Very little	7.9	8.9	11.4	14.9	10.3	
N of Valid	773	824	730	525	2852	
N of Miss	59	22	18	20	119	

Table 118: Where do you get the most information about living a drug and alcohol free life? Internet





Response	6	8	10	12	Total	
All the time	12.4	8.6	7.6	9.7	9.5	
Most	9.4	10.9	8.7	9.5	9.7	
Some	17.7	28.3	25.5	25.7	24.3	
Very little	60.5	52.2	58.3	55.1	56.5	
N of Valid	741	816	726	526	2809	
N of Miss	91	30	22	19	162	

Table 119: Where do you get the most information about living a drug and alcohol free life? TV





Response	6	8	10	12	Total	
All the time	15.0	12.3	8.7	9.4	11.6	
Most	12.8	14.2	11.3	11.1	12.5	
Some	26.4	31.4	33.5	29.1	30.2	
Very little	45.8	42.1	46.5	50.5	45.8	
N of Valid	751	815	723	523	2812	
N of Miss	81	31	25	22	159	

Table 120: Where do you get the most information about living a drug and alcohol free life? Social media





Response	6	8	10	12	Total	
All the time	12.1	11.0	8.4	8.4	10.2	
Most	9.4	12.3	9.5	8.8	10.2	
Some	20.8	27.0	26.3	24.9	24.8	
Very little	57.7	49.7	55.7	57.9	54.9	
N of Valid	736	815	723	523	2797	
N of Miss	96	31	25	22	174	

Table 121: How much do you think people risk harming themselves (physically or in other ways) if they: smoked one or more packs of cigarettes per day?


Response	6	8	10	12	Total	
No risk	11.0	4.7	3.3	4.2	6.0	
Slight risk	7.6	8.2	8.5	5.7	7.7	
Moderate risk	20.0	20.1	20.7	19.7	20.2	
Great risk	61.4	66.9	67.5	70.3	66.2	
N of Valid	785	829	733	522	2869	
N of Miss	47	17	15	23	102	

Table 122: How much do you think people risk harming themselves (physically or in other ways) if they: try marijuana once or twice?

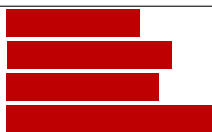
Response	6	8	10	12	Total	
No risk	11.7	13.3	23.4	34.9	19.4	
Slight risk	17.4	24.0	31.7	26.5	24.7	
Moderate risk	27.1	25.0	19.0	16.5	22.5	
Great risk	43.8	37.7	25.9	22.1	33.5	
N of Valid	780	828	731	521	2860	
N of Miss	52	18	17	24	111	

Table 123: How much do you think people risk harming themselves (physically or in other ways) if they: smoke marijuana once or twice a week?

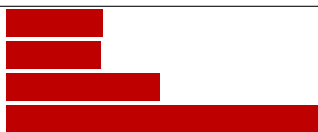
Response	6	8	10	12	Total	
No risk	11.3	9.5	14.6	19.9	13.2	
Slight risk	6.6	10.7	17.8	19.5	13.0	
Moderate risk	20.3	21.4	25.4	24.5	22.7	
Great risk	61.8	58.4	42.1	36.1	51.1	
N of Valid	773	819	731	518	2841	
N of Miss	59	27	17	27	130	

Table 124: How much do you think people risk harming themselves (physically or in other ways) if they: take one or two drinks of an alcoholic beverage (beer, wine, liquor) nearly every day?

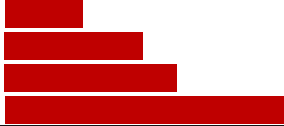
Response	6	8	10	12	Total	
No risk	12.4	9.0	9.4	10.0	10.2	
Slight risk	15.9	19.4	22.7	25.0	20.3	
Moderate risk	23.0	24.5	29.0	27.6	25.8	
Great risk	48.7	47.2	38.9	37.4	43.7	
N of Valid	781	826	731	521	2859	
N of Miss	51	20	17	24	112	

Table 125: How much do you think people risk harming themselves (physically or in other ways) if they: have five or more drinks of an alcoholic beverage once or twice each weekend?


Response	6	8	10	12	Total	
No risk	11.8	6.6	6.0	7.7	8.1	
Slight risk	10.4	8.9	13.5	18.4	12.2	
Moderate risk	20.8	24.7	29.1	27.0	25.2	
Great risk	57.0	59.9	51.3	46.9	54.5	
N of Valid	779	823	731	522	2855	
N of Miss	53	23	17	23	116	

Table 126: How much do you think people risk harming themselves (physically or in other ways) if they: use prescription drugs that are not prescribed to them?


Response	6	8	10	12	Total	
No risk	10.4	4.4	3.0	3.8	5.6	
Slight risk	3.2	4.7	7.0	8.8	5.6	
Moderate risk	12.9	15.3	21.6	18.7	16.9	
Great risk	73.5	75.6	68.4	68.6	71.9	
N of Valid	777	825	731	523	2856	
N of Miss	55	21	17	22	115	

Table 127: How much do you think people risk harming themselves (physically or in other ways) if they: use non-prescription drugs to get high?





Response	6	8	10	12	Total	
No risk	10.4	4.7	3.3	3.4	5.7	
Slight risk	2.4	4.4	6.4	5.7	4.6	
Moderate risk	11.8	11.0	15.7	16.8	13.5	
Great risk	75.3	79.9	74.6	74.0	76.2	
N of Valid	778	824	732	523	2857	
N of Miss	54	22	16	22	114	

Table 128: Have you ever used smokeless tobacco (chew, snuff, plug, dipping tobacco, or chewing tobacco)?






Response	6	8	10	12	Total	
Never	91.5	84.1	76.1	75.1	82.5	
Once or Twice	6.1	9.1	9.1	9.9	8.4	
Once in a while but not regularly	1.6	3.6	4.2	5.5	3.6	
Regularly in the past	0.8	1.7	4.4	3.0	2.4	
Regularly now	0.0	1.4	6.1	6.5	3.1	
N of Valid	799	832	733	527	2891	
N of Miss	33	14	15	18	80	

Table 129: How often have you taken smokeless tobacco during the past 30 days?







Response	6	8	10	12	Total	
Not at all	98.7	94.9	88.1	87.5	92.9	
Once or twice	0.8	2.5	3.8	3.4	2.5	
Once or twice per week	0.5	0.8	1.4	0.8	0.9	
Three to five times per week	0.0	0.4	1.4	2.1	0.8	
About once a day	0.0	0.6	1.0	0.8	0.6	
More than once a day	0.0	0.7	4.4	5.5	2.3	
N of Valid	796	831	732	526	2885	
N of Miss	36	15	16	19	86	

Table 130: Have you ever smoked cigarettes?






Response	6	8	10	12	Total	
Never	89.1	81.2	64.6	59.5	75.2	
Once or Twice	8.4	10.1	15.8	18.6	12.6	
Once in a while but not regularly	1.1	3.7	7.0	9.3	4.8	
Regularly in the past	0.9	2.6	6.3	5.3	3.6	
Regularly now	0.5	2.3	6.3	7.2	3.7	
N of Valid	799	831	732	526	2888	
N of Miss	33	15	16	19	83	

Table 131: How frequently have you smoked cigarettes during the past 30 days?








Response	6	8	10	12	Total	
Not at all	98.4	93.8	86.9	84.0	91.5	
Less than one cigarette per day	1.1	3.6	5.5	7.4	4.1	
One to five cigarettes per day	0.4	1.7	4.8	4.4	2.6	
About one-half pack per day	0.0	0.4	1.2	2.5	0.9	
About one pack per day	0.0	0.4	0.8	1.3	0.6	
About one and one-half packs per day	0.1	0.1	0.4	0.2	0.2	
Two packs or more per day	0.0	0.1	0.4	0.2	0.2	
N of Valid	795	832	731	526	2884	
N of Miss	37	14	17	19	87	

Table 132: Which statement best describes rules about smoking inside your home?






Response	6	8	10	12	Total	
Smoking is not allowed anywhere inside your home	69.0	70.8	73.4	74.1	71.6	
Smoking is allowed in some places and at some times	9.0	7.9	5.1	7.8	7.5	
Smoking is allowed anywhere inside the home	3.9	2.7	3.8	4.0	3.6	
There are no rules about smoking inside the home	4.1	7.7	9.3	7.6	7.1	
I don't know	13.9	10.9	8.4	6.5	10.3	
N of Valid	785	823	728	525	2861	
N of Miss	47	23	20	20	110	

Table 133: Which statement best describes rules about smoking in your family cars?

Response	6	8	10	12	Total	
Smoking is never allowed in any car	62.2	59.9	61.8	63.7	61.7	
Smoking is allowed sometimes or in some cars	14.5	12.7	12.4	13.5	13.2	
Smoking is allowed in any car anytime	4.1	6.7	6.2	5.2	5.6	
There are no rules about smoking in the car	6.5	10.1	10.6	7.3	8.7	
We do not have a family car	1.3	0.6	0.7	2.1	1.1	
I don't know	11.5	10.0	8.4	8.2	9.7	
N of Valid	788	821	728	524	2861	
N of Miss	44	25	20	21	110	

Table 134: During this school year, were you taught in any of your classes about the dangers of tobacco use?

Response	6	8	10	12	Total	
Strongly agree	48.3	34.0	19.8	12.9	30.3	
Agree	27.3	35.7	30.5	25.4	30.2	
Disagree	3.8	7.7	15.5	16.2	10.2	
Strongly disagree	4.2	5.7	14.8	25.0	11.2	
I don't know	16.3	16.8	19.5	20.6	18.1	
N of Valid	755	814	724	520	2813	
N of Miss	77	32	24	25	158	

Table 135: During the past 12 months, have you participated in any community activities to discourage people your age from using cigarettes, chewing tobacco, snuff, dip or cigars?

Response	6	8	10	12	Total	
Strongly agree	26.5	16.5	9.4	6.4	15.5	
Agree	15.8	17.6	13.7	13.9	15.4	
Disagree	12.3	17.0	19.8	18.1	16.7	
Strongly disagree	16.7	20.6	31.7	37.6	25.6	
I don't know	28.7	28.4	25.3	23.9	26.9	
N of Valid	742	807	722	518	2789	
N of Miss	90	39	26	27	182	

Table 136: Think back over the last two weeks. How many times have you had five or more alcoholic drinks in a row?


Response	6	8	10	12	Total	
None	97.4	94.3	84.9	80.3	90.2	
Once	1.5	2.4	6.6	6.0	3.9	
Twice	0.8	1.2	3.0	7.9	2.8	
3-5 times	0.3	1.3	3.3	3.3	1.9	
6-9 times	0.0	0.5	0.5	1.9	0.6	
10 or more times	0.0	0.2	1.6	0.6	0.6	
N of Valid	782	818	729	518	2847	
N of Miss	50	28	19	27	124	

Table 137: During the past 30 days, how many times did you ride in a car or other vehicle driven by someone who had been drinking alcohol or using drugs to get high?


Response	6	8	10	12	Total	
0 times	92.5	88.7	85.7	81.2	87.6	
1 time	3.2	6.2	5.2	7.1	5.3	
2 or 3 times	2.2	3.6	4.7	5.9	3.9	
4 or 5 times	0.1	0.9	1.5	2.7	1.2	
6 or more times	1.9	0.7	2.9	3.1	2.0	
N of Valid	776	813	728	522	2839	
N of Miss	56	33	20	23	132	

Table 138: During the past 30 days, how many times did you drive a car or other vehicle when you had been drinking alcohol or using drugs to get high?


Response	6	8	10	12	Total	
I did not drive a car in the past 30 days	52.3	52.0	36.8	18.7	41.9	
0 times	47.2	45.6	58.0	71.8	54.1	
1 time	0.4	1.3	3.6	3.1	2.0	
2 or 3 times	0.1	0.6	0.8	2.7	0.9	
4 or 5 times	0.0	0.3	0.3	0.8	0.3	
6 or more times	0.0	0.3	0.6	2.9	0.8	
N of Valid	748	789	723	518	2778	
N of Miss	84	57	25	27	193	

Table 139: If you drank alcohol (not just a sip or taste) in the past year, how did you usually get it?













Response	6	8	10	12	Total	
I did not drink alcohol in the past year	92.7	83.2	63.7	46.7	74.0	
I bought it myself with a fake ID	0.0	0.1	0.1	0.0	0.1	
I bought it myself without a fake ID	0.0	0.1	0.7	1.2	0.4	
I got it from someone I know age 21 or older	1.0	2.9	12.4	23.1	8.6	
I got it from someone I know under age 21	0.4	2.3	5.4	8.7	3.8	
I got it from my brother or sister	0.4	1.3	1.5	1.9	1.2	
I got it from home with my parents' permission	1.6	2.4	4.7	5.6	3.4	
I got it from home without my parents' permission	0.8	3.0	2.8	1.4	2.0	
I got it from another relative	0.5	1.5	1.5	1.9	1.3	
A stranger bought it for me	0.1	0.1	1.0	1.2	0.5	
I took it from a store or shop	0.0	0.1	0.0	0.0	0.0	
Other	2.5	3.0	6.0	8.3	4.6	
N of Valid	763	797	716	516	2792	
N of Miss	69	49	32	29	179	

Table 140: If you drank alcohol (not just a sip or taste) in the past year, where did you usually drink it?











Response	6	8	10	12	Total	
I did not drink alcohol in the past year	93.7	83.9	64.4	47.6	74.9	
at my home	2.9	5.7	11.0	11.2	7.3	
at someone else's home	1.3	7.0	19.3	31.2	13.0	
at an open area like a park, beach, field, back road, woods, or a street corner	0.9	2.8	3.5	6.3	3.1	
at a sporting event or concert	0.0	0.0	0.3	0.4	0.1	
at a restaurant, bar, or a nightclub	0.1	0.0	0.1	0.6	0.2	
at an empty building or a construction site	0.5	0.0	0.7	0.6	0.4	
at a hotel/motel	0.3	0.4	0.1	0.8	0.4	
in a car	0.1	0.3	0.0	1.0	0.3	
at school	0.1	0.0	0.6	0.4	0.3	
N of Valid	762	795	716	510	2783	
N of Miss	70	51	32	35	188	

Table 141: How do you feel about someone your age having one or two drinks of an alcoholic beverage nearly every day?


Response	6	8	10	12	Total	
Neither approve nor disapprove	17.1	20.9	27.6	28.6	23.0	
Somewhat disapprove	8.3	12.7	21.6	22.1	15.5	
Strongly disapprove	62.2	55.8	43.5	42.6	51.9	
Don't know or can't say	12.5	10.6	7.3	6.8	9.5	
N of Valid	761	804	727	517	2809	
N of Miss	71	42	21	28	162	

Table 142: On how many occasions have you had alcoholic beverages (beer, wine or hard liquor) to drink in your lifetime - more than just a few sips?


Response	6	8	10	12	Total	
0	88.9	76.0	53.0	39.8	67.1	
01/02/13	7.7	10.2	13.3	14.3	11.0	
03/05/13	1.0	4.2	7.9	11.2	5.5	
06/09/13	0.8	3.7	6.4	8.3	4.4	
10/19/13	1.3	2.2	6.7	7.7	4.1	
20-39	0.3	1.8	5.3	8.9	3.6	
40	0.1	2.0	7.3	9.7	4.2	
N of Valid	783	817	730	517	2847	
N of Miss	49	29	18	28	124	

Table 143: On how many occasions have you drunk one of more drinks of an alcoholic beverage during the past 30 days?


Response	6	8	10	12	Total	
0	97.8	92.0	80.4	73.3	87.2	
01/02/13	1.5	4.6	9.9	14.0	6.8	
03/05/13	0.5	1.6	3.8	4.6	2.4	
06/09/13	0.0	1.0	2.9	4.8	1.9	
10/19/13	0.1	0.4	2.3	2.9	1.3	
20-39	0.0	0.1	0.1	0.2	0.1	
40	0.0	0.4	0.5	0.2	0.3	
N of Valid	782	813	729	520	2844	
N of Miss	50	33	19	25	127	

Table 144: On how many occasions have you used marijuana (grass, pot) or hashish (hash, hash oil) in your lifetime?


Response	6	8	10	12	Total	
0	98.8	91.3	76.4	69.3	85.5	
01/02/13	0.9	3.4	5.5	8.2	4.1	
03/05/13	0.1	1.2	3.3	3.9	1.9	
06/09/13	0.0	0.6	2.1	2.3	1.1	
10/19/13	0.0	1.1	2.5	4.1	1.7	
20-39	0.1	0.9	2.9	1.9	1.4	
40	0.0	1.5	7.3	10.3	4.2	
N of Valid	777	813	725	515	2830	
N of Miss	55	33	23	30	141	

Table 145: On how many occasions have you used marijuana (grass, pot) or hashish (hash, hash oil) during the past 30 days?


Response	6	8	10	12	Total	
0	99.5	96.2	89.4	85.9	93.5	
01/02/13	0.3	1.2	3.8	5.0	2.3	
03/05/13	0.0	1.1	1.8	1.4	1.0	
06/09/13	0.1	0.2	1.4	1.7	0.8	
10/19/13	0.1	0.4	1.5	1.4	0.8	
20-39	0.0	0.1	0.4	1.9	0.5	
40	0.0	0.7	1.6	2.7	1.1	
N of Valid	777	817	728	518	2840	
N of Miss	55	29	20	27	131	

Table 146: On how many occasions have you used LSD or other psychedelics in your lifetime?


Response	6	8	10	12	Total	
0	99.7	99.3	98.2	97.7	98.8	
01/02/13	0.1	0.6	1.0	1.4	0.7	
03/05/13	0.1	0.0	0.5	0.8	0.3	
06/09/13	0.0	0.1	0.0	0.2	0.1	
10/19/13	0.0	0.0	0.1	0.0	0.0	
20-39	0.0	0.0	0.0	0.0	0.0	
40	0.0	0.0	0.1	0.0	0.0	
N of Valid	774	817	730	518	2839	
N of Miss	58	29	18	27	132	

Table 147: On how many occasions have you used LSD or other psychedelics during the past 30 days?


Response	6	8	10	12	Total	
0	99.9	99.8	99.5	99.8	99.7	
01/02/13	0.0	0.2	0.3	0.0	0.1	
03/05/13	0.0	0.0	0.0	0.2	0.0	
06/09/13	0.1	0.0	0.3	0.0	0.1	
10/19/13	0.0	0.0	0.0	0.0	0.0	
20-39	0.0	0.0	0.0	0.0	0.0	
40	0.0	0.0	0.0	0.0	0.0	
N of Valid	772	816	729	519	2836	
N of Miss	60	30	19	26	135	

Table 148: On how many occasions have you used cocaine or crack in your lifetime?


Response	6	8	10	12	Total	
0	99.1	99.0	98.2	97.3	98.5	
01/02/13	0.9	0.5	1.4	1.7	1.1	
03/05/13	0.0	0.1	0.1	0.6	0.2	
06/09/13	0.0	0.1	0.0	0.2	0.1	
10/19/13	0.0	0.2	0.1	0.0	0.1	
20-39	0.0	0.0	0.0	0.0	0.0	
40	0.0	0.0	0.1	0.2	0.1	
N of Valid	782	818	730	518	2848	
N of Miss	50	28	18	27	123	

Table 149: On how many occasions have you used cocaine or crack during the past 30 days?


Response	6	8	10	12	Total	
0	100.0	99.8	99.0	99.6	99.6	
01/02/13	0.0	0.2	0.7	0.4	0.3	
03/05/13	0.0	0.0	0.0	0.0	0.0	
06/09/13	0.0	0.0	0.1	0.0	0.0	
10/19/13	0.0	0.0	0.0	0.0	0.0	
20-39	0.0	0.0	0.0	0.0	0.0	
40	0.0	0.0	0.1	0.0	0.0	
N of Valid	777	815	730	519	2841	
N of Miss	55	31	18	26	130	

Table 150: On how many occasions have you sniffed glue, breathed the contents of an aerosol spray can, or inhaled other gases or sprays, in order to get high in your lifetime?








Response	6	8	10	12	Total	
0	95.1	92.2	92.5	91.7	93.0	
01/02/13	3.1	4.4	3.8	4.4	3.9	
03/05/13	0.5	1.2	1.5	1.9	1.2	
06/09/13	0.5	0.7	0.8	0.6	0.7	
10/19/13	0.4	0.5	1.0	1.0	0.7	
20-39	0.1	0.1	0.0	0.0	0.1	
40	0.3	0.9	0.4	0.4	0.5	
N of Valid	775	816	730	517	2838	
N of Miss	57	30	18	28	133	

Table 151: On how many occasions have you sniffed glue, breathed the contents of an aerosol spray can, or inhaled other gases or sprays, in order to get high during the past 30 days?








Response	6	8	10	12	Total	
0	97.4	96.9	98.4	98.5	97.7	
01/02/13	1.6	2.1	1.1	1.2	1.5	
03/05/13	0.5	0.4	0.3	0.2	0.4	
06/09/13	0.3	0.2	0.0	0.2	0.2	
10/19/13	0.0	0.1	0.1	0.0	0.1	
20-39	0.0	0.2	0.0	0.0	0.1	
40	0.3	0.0	0.1	0.0	0.1	
N of Valid	774	814	730	517	2835	
N of Miss	58	32	18	28	136	

Table 152: On how many occasions have you used Daztrex in your lifetime?

Response	6	8	10	12	Total	
0	100.0	100.0	100.0	100.0	100.0	
01/02/13	0.0	0.0	0.0	0.0	0.0	
03/05/13	0.0	0.0	0.0	0.0	0.0	
06/09/13	0.0	0.0	0.0	0.0	0.0	
10/19/13	0.0	0.0	0.0	0.0	0.0	
20-39	0.0	0.0	0.0	0.0	0.0	
40	0.0	0.0	0.0	0.0	0.0	
N of Valid	768	814	731	517	2830	
N of Miss	64	32	17	28	141	

Table 153: On how many occasions have you used Daztrex during the past 30 days?

Response	6	8	10	12	Total	
0	100.0	100.0	100.0	100.0	100.0	
01/02/13	0.0	0.0	0.0	0.0	0.0	
03/05/13	0.0	0.0	0.0	0.0	0.0	
06/09/13	0.0	0.0	0.0	0.0	0.0	
10/19/13	0.0	0.0	0.0	0.0	0.0	
20-39	0.0	0.0	0.0	0.0	0.0	
40	0.0	0.0	0.0	0.0	0.0	
N of Valid	767	813	729	516	2825	
N of Miss	65	33	19	29	146	

Table 154: On how many occasions have you used synthetic marijuana in your lifetime?

Response	6	8	10	12	Total	
0	99.7	97.2	93.3	91.1	95.8	
01/02/13	0.3	1.3	3.6	4.5	2.2	
03/05/13	0.0	0.2	1.1	1.9	0.7	
06/09/13	0.0	0.4	1.1	0.8	0.5	
10/19/13	0.0	0.4	0.4	0.6	0.3	
20-39	0.0	0.2	0.1	0.4	0.2	
40	0.0	0.2	0.4	0.8	0.3	
N of Valid	774	815	731	516	2836	
N of Miss	58	31	17	29	135	

Table 155: On how many occasions have you used synthetic marijuana during the past 30 days?


Response	6	8	10	12	Total	
0	100.0	98.5	98.9	99.0	99.1	
01/02/13	0.0	0.6	0.4	0.2	0.3	
03/05/13	0.0	0.2	0.4	0.0	0.2	
06/09/13	0.0	0.4	0.3	0.6	0.3	
10/19/13	0.0	0.1	0.0	0.0	0.0	
20-39	0.0	0.0	0.0	0.0	0.0	
40	0.0	0.1	0.0	0.2	0.1	
N of Valid	773	814	731	517	2835	
N of Miss	59	32	17	28	136	

Table 156: On how many occasions have you used methamphetamines (meth, speed, crank, crystal meth) in your lifetime?


Response	6	8	10	12	Total	
0	99.5	99.5	98.9	97.7	99.0	
01/02/13	0.5	0.2	0.7	1.4	0.6	
03/05/13	0.0	0.0	0.0	0.0	0.0	
06/09/13	0.0	0.1	0.0	0.2	0.1	
10/19/13	0.0	0.0	0.1	0.2	0.1	
20-39	0.0	0.1	0.0	0.0	0.0	
40	0.0	0.0	0.3	0.6	0.2	
N of Valid	772	815	729	518	2834	
N of Miss	60	31	19	27	137	

Table 157: On how many occasions have you used methamphetamines (meth, speed, crank, crystal meth) in the past 30 days?


Response	6	8	10	12	Total	
0	100.0	99.8	99.3	99.6	99.7	
01/02/13	0.0	0.2	0.4	0.2	0.2	
03/05/13	0.0	0.0	0.0	0.0	0.0	
06/09/13	0.0	0.0	0.1	0.0	0.0	
10/19/13	0.0	0.0	0.0	0.2	0.0	
20-39	0.0	0.0	0.0	0.0	0.0	
40	0.0	0.0	0.1	0.0	0.0	
N of Valid	774	814	730	517	2835	
N of Miss	58	32	18	28	136	

Table 158: On how many occasions have you used other chemical products (bath salts, plant food, etc.) in your lifetime?


Response	6	8	10	12	Total	
0	98.8	99.1	99.3	99.4	99.2	
01/02/13	1.0	0.4	0.4	0.4	0.6	
03/05/13	0.0	0.1	0.1	0.2	0.1	
06/09/13	0.1	0.1	0.0	0.0	0.1	
10/19/13	0.0	0.1	0.0	0.0	0.0	
20-39	0.0	0.0	0.1	0.0	0.0	
40	0.0	0.1	0.0	0.0	0.0	
N of Valid	772	815	728	517	2832	
N of Miss	60	31	20	28	139	

Table 159: On how many occasions have you used other chemical products (bath salts, plant food, etc.) during the past 30 days?


Response	6	8	10	12	Total	
0	99.6	99.9	99.5	99.8	99.7	
01/02/13	0.4	0.0	0.4	0.2	0.2	
03/05/13	0.0	0.1	0.0	0.0	0.0	
06/09/13	0.0	0.0	0.0	0.0	0.0	
10/19/13	0.0	0.0	0.0	0.0	0.0	
20-39	0.0	0.0	0.1	0.0	0.0	
40	0.0	0.0	0.0	0.0	0.0	
N of Valid	772	813	730	517	2832	
N of Miss	60	33	18	28	139	

Table 160: On how many occasions have you used heroin or other opiates in your lifetime?


Response	6	8	10	12	Total	
0	99.9	98.9	99.3	97.9	99.1	
01/02/13	0.1	0.5	0.4	1.6	0.6	
03/05/13	0.0	0.1	0.0	0.0	0.0	
06/09/13	0.0	0.2	0.1	0.0	0.1	
10/19/13	0.0	0.1	0.0	0.2	0.1	
20-39	0.0	0.1	0.0	0.0	0.0	
40	0.0	0.0	0.1	0.4	0.1	
N of Valid	770	815	730	516	2831	
N of Miss	62	31	18	29	140	

Table 161: On how many occasions have you used heroin or other opiates during the past 30 days?


Response	6	8	10	12	Total	
0	100.0	99.6	99.6	99.0	99.6	
01/02/13	0.0	0.4	0.3	1.0	0.4	
03/05/13	0.0	0.0	0.0	0.0	0.0	
06/09/13	0.0	0.0	0.0	0.0	0.0	
10/19/13	0.0	0.0	0.0	0.0	0.0	
20-39	0.0	0.0	0.0	0.0	0.0	
40	0.0	0.0	0.1	0.0	0.0	
N of Valid	767	814	729	516	2826	
N of Miss	65	32	19	29	145	

Table 162: On how many occasions have you used MDMA ('X', 'E', or ecstasy) in your lifetime?


Response	6	8	10	12	Total	
0	99.7	99.3	97.4	97.3	98.5	
01/02/13	0.3	0.2	1.5	1.7	0.8	
03/05/13	0.0	0.0	0.5	0.0	0.1	
06/09/13	0.0	0.2	0.4	0.6	0.3	
10/19/13	0.0	0.0	0.1	0.4	0.1	
20-39	0.0	0.1	0.0	0.0	0.0	
40	0.0	0.1	0.0	0.0	0.0	
N of Valid	765	814	729	518	2826	
N of Miss	67	32	19	27	145	

Table 163: On how many occasions have you used MDMA ('X', 'E', or ecstasy) during the past 30 days?


Response	6	8	10	12	Total	
0	100.0	99.5	99.4	99.6	99.6	
01/02/13	0.0	0.5	0.6	0.2	0.3	
03/05/13	0.0	0.0	0.0	0.2	0.0	
06/09/13	0.0	0.0	0.0	0.0	0.0	
10/19/13	0.0	0.0	0.0	0.0	0.0	
20-39	0.0	0.0	0.0	0.0	0.0	
40	0.0	0.0	0.0	0.0	0.0	
N of Valid	766	813	727	517	2823	
N of Miss	66	33	21	28	148	

Table 164: On how many occasions have you taken prescription drugs (such as Valium, Xanax, Ritalin, Adderall, OxyContin, Darvocet, or sleeping pills) not prescribed to you in your lifetime?








Response	6	8	10	12	Total	
0	97.3	94.3	87.4	85.7	91.8	
01/02/13	1.8	2.7	4.3	4.6	3.2	
03/05/13	0.3	1.0	2.6	2.3	1.4	
06/09/13	0.3	0.7	2.3	1.5	1.2	
10/19/13	0.0	0.7	1.1	1.4	0.7	
20-39	0.1	0.1	0.8	1.4	0.5	
40	0.3	0.4	1.5	3.1	1.1	
N of Valid	773	814	729	517	2833	
N of Miss	59	32	19	28	138	

Table 165: On how many occasions have you taken prescription drugs (such as Valium, Xanax, Ritalin, Adderall, OxyContin, Darvocet, or sleeping pills) not prescribed to you during the past 30 days?








Response	6	8	10	12	Total	
0	99.2	97.4	95.9	93.6	96.8	
01/02/13	0.6	1.6	2.1	2.5	1.6	
03/05/13	0.1	0.4	1.2	1.5	0.7	
06/09/13	0.0	0.4	0.3	1.0	0.4	
10/19/13	0.0	0.2	0.1	1.0	0.3	
20-39	0.0	0.0	0.3	0.4	0.1	
40	0.0	0.0	0.1	0.0	0.0	
N of Valid	771	809	726	517	2823	
N of Miss	61	37	22	28	148	

Table 166: On how many occasions have you taken non-prescription medicines such as diet pills (for example, Dietac, Dexatrim or Prolamine), stay-awake pills (for example No-Doz, Vivarin, or Wake), or cough or cold medicines (robos, DXM, etc.) to get high in your lifetime?








Response	6	8	10	12	Total	
0	98.4	97.2	92.2	94.6	95.8	
01/02/13	0.9	0.9	3.3	1.2	1.6	
03/05/13	0.3	0.4	1.8	1.0	0.8	
06/09/13	0.0	0.4	1.4	1.4	0.7	
10/19/13	0.1	0.5	0.7	1.2	0.6	
20-39	0.0	0.5	0.4	0.4	0.3	
40	0.3	0.2	0.3	0.4	0.3	
N of Valid	771	813	729	517	2830	
N of Miss	61	33	19	28	141	

Table 167: On how many occasions have you taken non-prescription medicines such as diet pills (for example, Dietac, Dexatrim or Prolamine), stay-awake pills (for example No-Doz, Vivarin, or Wake), or cough or cold medicines (robos, DXM, etc.) to get high during the past 30 days?








Response	6	8	10	12	Total	
0	99.3	98.6	97.7	97.9	98.4	
01/02/13	0.4	0.4	1.4	1.2	0.8	
03/05/13	0.0	0.2	0.8	0.4	0.4	
06/09/13	0.0	0.2	0.1	0.2	0.1	
10/19/13	0.1	0.2	0.0	0.2	0.1	
20-39	0.0	0.1	0.0	0.2	0.1	
40	0.1	0.1	0.0	0.0	0.1	
N of Valid	769	812	730	518	2829	
N of Miss	63	34	18	27	142	

Table 168: On how many occasions have you been drunk or very high from drinking alcoholic beverages during the past 30 days?








Response	6	8	10	12	Total	
0	99.0	94.4	86.6	82.7	91.5	
01/02/13	0.8	2.5	7.3	8.6	4.4	
03/05/13	0.1	2.1	3.0	4.7	2.3	
06/09/13	0.1	0.1	1.4	1.8	0.7	
10/19/13	0.0	0.4	1.0	1.6	0.6	
20-39	0.0	0.1	0.3	0.6	0.2	
40	0.0	0.4	0.4	0.2	0.2	
N of Valid	768	806	724	514	2812	
N of Miss	64	40	24	31	159	

Table 169: On how many occasions have you drunk flavored alcoholic beverages, sometimes called 'alcopops' (like Mike's Hard Lemonade, Smirnoff Ice, Bacardi Breezers, etc.) in your lifetime?








Response	6	8	10	12	Total	
0	94.8	84.3	65.8	57.6	77.5	
01/02/13	3.5	6.4	11.3	11.8	7.9	
03/05/13	1.0	3.7	7.9	8.5	4.9	
06/09/13	0.3	1.9	5.8	6.4	3.3	
10/19/13	0.3	1.2	2.6	6.0	2.2	
20-39	0.0	1.1	1.9	3.9	1.5	
40	0.1	1.4	4.7	5.8	2.7	
N of Valid	769	809	725	516	2819	
N of Miss	63	37	23	29	152	

Table 170: On how many occasions have you drunk flavored alcoholic beverages, sometimes called 'alcopops' (like Mike's Hard Lemonade, Smirnoff Ice, Bacardi Breezers, etc.) during the past 30 days?








Response	6	8	10	12	Total	
0	98.7	93.5	86.1	82.1	90.9	
01/02/13	1.2	3.6	8.0	10.5	5.3	
03/05/13	0.0	2.0	2.9	4.5	2.1	
06/09/13	0.1	0.2	1.9	1.6	0.9	
10/19/13	0.0	0.2	0.8	1.0	0.5	
20-39	0.0	0.2	0.1	0.2	0.1	
40	0.0	0.2	0.1	0.2	0.1	
N of Valid	768	810	729	515	2822	
N of Miss	64	36	19	30	149	

Table 171: If you used prescription drugs or over the counter drugs without a doctor telling you to use it or for the purpose of getting high, where did you get these drugs?












Response	6	8	10	12	Total	
I did not use prescription drugs or over the counter drugs to get high.	97.6	96.0	90.4	88.1	93.5	
I bought it or took it from a store or shop.	0.0	0.0	0.3	0.6	0.2	
I got it from my parents with permission.	0.8	1.0	1.5	0.8	1.0	
I got it from home without permission.	0.1	0.5	0.8	0.8	0.5	
I got it from a relative with permission.	0.5	0.3	0.7	0.4	0.5	
I got it from a relative without permission.	0.1	0.3	0.3	0.4	0.3	
I got it from a friends home with permission.	0.1	0.0	0.8	0.8	0.4	
I got it from a friends home without permission.	0.0	0.0	0.3	0.2	0.1	
I got it from a friend while at school.	0.1	0.3	1.1	1.4	0.7	
I got it from a friend while at a party.	0.3	0.5	0.7	2.1	0.8	
I got it from a friend, elsewhere	0.3	1.1	3.1	4.5	2.0	
N of Valid	756	784	716	513	2769	
N of Miss	76	62	32	32	202	

Table 172: During the last month, about how many marijuana cigarettes, or the equivalent, did you smoke a day, on the average?


Response	6	8	10	12	Total	
None	98.0	94.7	88.7	85.4	92.3	
Less than 1 a day	1.4	1.8	4.3	4.5	2.8	
1 a day	0.3	0.5	1.1	3.5	1.1	
2-3 a day	0.1	1.3	2.8	2.7	1.6	
4-6 a day	0.1	0.8	1.4	1.7	0.9	
7-10 a day	0.0	0.5	0.8	0.8	0.5	
11 or more a day	0.0	0.5	1.0	1.4	0.6	
N of Valid	766	793	723	515	2797	
N of Miss	66	53	25	30	174	

Table 173: How wrong do your friends feel it would be for YOU to: drink alcohol?


Response	6	8	10	12	Total	
Very wrong	79.8	65.4	43.6	38.7	58.7	
Wrong	13.2	16.9	22.9	21.2	18.2	
A little bit wrong	5.9	11.5	16.1	22.4	13.2	
Not wrong at all	1.1	6.2	17.5	17.7	9.8	
N of Valid	758	791	722	514	2785	
N of Miss	74	55	26	31	186	

Table 174: How wrong do your friends feel it would be for YOU to: smoke tobacco?


Response	6	8	10	12	Total	
Very wrong	84.7	70.7	50.1	40.8	63.6	
Wrong	9.8	16.0	20.8	20.8	16.5	
A little bit wrong	4.0	7.3	12.6	18.3	9.8	
Not wrong at all	1.6	5.9	16.5	20.2	10.1	
N of Valid	756	792	721	515	2784	
N of Miss	76	54	27	30	187	

Table 175: How wrong do your friends feel it would be for YOU to: smoke marijuana?





Response	6	8	10	12	Total	
Very wrong	91.4	76.7	56.2	47.8	70.0	
Wrong	4.8	9.5	15.3	16.7	11.0	
A little bit wrong	2.9	8.2	11.5	15.5	9.0	
Not wrong at all	0.9	5.6	17.1	20.0	10.0	
N of Valid	756	791	721	515	2783	
N of Miss	76	55	27	30	188	

Table 176: How wrong do your friends feel it would be for YOU to: use prescription drugs not prescribed to you





Response	6	8	10	12	Total	
Very wrong	88.7	78.4	66.9	61.7	75.1	
Wrong	8.1	14.3	16.4	18.6	14.0	
A little bit wrong	2.3	4.7	9.2	11.7	6.5	
Not wrong at all	0.9	2.7	7.5	8.0	4.4	
N of Valid	754	791	719	515	2779	
N of Miss	78	55	29	30	192	

Table 177: How wrong would most adults (over 21) in your neighborhood think it is for kids your age: to use marijuana?





Response	6	8	10	12	Total	
Very wrong	90.5	81.9	68.7	65.8	77.8	
Wrong	6.9	11.2	17.9	18.9	13.2	
A little bit wrong	2.2	5.1	9.1	9.5	6.2	
Not wrong at all	0.4	1.9	4.3	5.8	2.8	
N of Valid	757	789	722	514	2782	
N of Miss	75	57	26	31	189	

Table 178: How wrong would most adults (over 21) in your neighborhood think it is for kids your age: to drink alcohol?

Response	6	8	10	12	Total	
Very wrong	83.3	72.7	58.0	50.8	67.7	
Wrong	10.2	16.3	20.9	22.1	16.9	
A little bit wrong	4.6	7.5	14.9	16.4	10.3	
Not wrong at all	1.9	3.5	6.2	10.7	5.1	
N of Valid	753	790	723	512	2778	
N of Miss	79	56	25	33	193	

Table 179: How wrong would most adults (over 21) in your neighborhood think it is for kids your age: to smoke cigarettes?

Response	6	8	10	12	Total	
Very wrong	82.4	75.2	61.8	51.2	69.2	
Wrong	9.6	15.1	19.6	20.6	15.8	
A little bit wrong	5.2	6.6	12.3	17.1	9.6	
Not wrong at all	2.8	3.2	6.2	11.1	5.3	
N of Valid	752	790	723	514	2779	
N of Miss	80	56	25	31	192	

Table 180: How much do each of the following statements describe your neighborhood? crime and/or drug selling

Response	6	8	10	12	Total	
NO!	76.9	68.8	59.8	57.7	66.6	
no	14.7	19.5	23.4	25.0	20.3	
yes	6.0	8.5	12.0	12.1	9.4	
YES!	2.4	3.2	4.7	5.1	3.7	
N of Valid	748	779	722	511	2760	
N of Miss	84	67	26	34	211	

Table 181: How much do each of the following statements describe your neighborhood? fights





Response	6	8	10	12	Total	
NO!	65.6	63.8	58.7	56.6	61.6	
no	18.8	20.9	26.8	30.1	23.6	
yes	11.9	11.0	10.8	9.8	11.0	
YES!	3.7	4.4	3.7	3.5	3.9	
N of Valid	751	781	721	511	2764	
N of Miss	81	65	27	34	207	

Table 182: How much do each of the following statements describe your neighborhood? lots of empty or abandoned buildings





Response	6	8	10	12	Total	
NO!	69.1	69.0	59.0	60.7	64.9	
no	19.7	20.6	29.9	29.0	24.3	
yes	8.3	7.4	7.5	8.4	7.9	
YES!	2.8	2.9	3.6	2.0	2.9	
N of Valid	745	781	720	511	2757	
N of Miss	87	65	28	34	214	

Table 183: How much do each of the following statements describe your neighborhood? lots of graffiti





Response	6	8	10	12	Total	
NO!	78.5	76.8	69.4	69.4	73.9	
no	14.7	18.2	24.9	25.9	20.5	
yes	4.5	2.7	4.2	2.8	3.6	
YES!	2.3	2.2	1.5	2.0	2.0	
N of Valid	734	773	720	509	2736	
N of Miss	98	73	28	36	235	

Table 184: I feel safe in my neighborhood.

Response	6	8	10	12	Total	
NO!	10.4	6.9	4.8	4.9	6.9	
no	7.6	8.3	8.1	10.4	8.5	
yes	31.8	32.1	39.2	36.4	34.7	
YES!	50.3	52.8	47.8	48.2	49.9	
N of Valid	752	773	724	508	2757	
N of Miss	80	73	24	37	214	

Table 185: If a kid smoked marijuana in your neighborhood would he or she be caught by the police?

Response	6	8	10	12	Total	
NO!	10.8	15.2	19.4	25.0	16.9	
no	19.7	32.3	47.0	48.1	35.6	
yes	30.3	25.4	22.3	17.9	24.5	
YES!	39.3	27.2	11.4	9.0	23.0	
N of Valid	743	772	713	509	2737	
N of Miss	89	74	35	36	234	

Table 186: If a kid drank some beer, wine or hard liquor (for example, vodka, whiskey, or gin) in your neighborhood would he or she be caught by the police?

Response	6	8	10	12	Total	
NO!	13.3	17.7	27.2	31.8	21.6	
no	24.3	37.7	50.8	49.5	39.7	
yes	31.0	24.4	16.1	12.2	21.8	
YES!	31.4	20.3	5.9	6.5	17.0	
N of Valid	738	770	713	509	2730	
N of Miss	94	76	35	36	241	

Table 187: If a kid carried a handgun in your neighborhood would he or she be caught by the police?





Response	6	8	10	12	Total	
NO!	13.4	13.2	16.4	22.4	15.8	
no	16.1	28.7	37.1	37.4	29.1	
yes	28.6	29.1	29.6	21.9	27.7	
YES!	41.8	29.1	16.9	18.3	27.3	
N of Valid	737	767	714	508	2726	
N of Miss	95	79	34	37	245	

Table 188: If you wanted to get some cigarettes, how easy would it be for you to get some?





Response	6	8	10	12	Total	
Very hard	73.9	51.4	27.7	13.6	44.1	
Sort of hard	9.5	15.1	14.1	7.3	11.9	
Sort of easy	9.4	15.3	23.2	18.1	16.3	
Very easy	7.2	18.2	34.9	61.1	27.7	
N of Valid	723	760	714	509	2706	
N of Miss	109	86	34	36	265	

Table 189: If you wanted to get some beer, wine or hard liquor (for example, vodka, whiskey, or gin), how easy would it be for you to get some?





Response	6	8	10	12	Total	
Very hard	73.3	50.5	24.2	13.5	42.7	
Sort of hard	12.4	16.8	16.7	11.8	14.7	
Sort of easy	9.0	16.1	23.6	29.6	18.7	
Very easy	5.3	16.6	35.5	45.1	24.0	
N of Valid	719	760	712	510	2701	
N of Miss	113	86	36	35	270	

Table 190: If you wanted to get a drug like cocaine, LSD, or amphetamines, how easy would it be for you to get some?

Response	6	8	10	12	Total	
Very hard	92.8	83.6	66.0	54.0	75.9	
Sort of hard	3.9	8.7	18.0	22.8	12.5	
Sort of easy	1.7	3.5	9.3	13.0	6.3	
Very easy	1.7	4.2	6.7	10.2	5.3	
N of Valid	723	761	712	509	2705	
N of Miss	109	85	36	36	266	

Table 191: If you wanted to get a handgun, how easy would it be for you to get one?

Response	6	8	10	12	Total	
Very hard	70.9	57.6	47.5	42.0	55.5	
Sort of hard	12.4	15.3	17.7	19.4	15.9	
Sort of easy	8.1	12.9	13.2	15.5	12.2	
Very easy	8.6	14.2	21.5	23.0	16.3	
N of Valid	717	760	710	509	2696	
N of Miss	115	86	38	36	275	

Table 192: If you wanted to get some marijuana, how easy would it be for you to get some?

Response	6	8	10	12	Total	
Very hard	90.9	73.3	40.6	25.1	60.2	
Sort of hard	4.0	7.6	11.8	11.3	8.5	
Sort of easy	2.8	8.1	16.6	18.6	11.0	
Very easy	2.3	11.0	30.9	45.1	20.4	
N of Valid	705	753	709	506	2673	
N of Miss	127	93	39	39	298	

Table 193: If you wanted to get prescription drugs for the purpose of getting high, how easy would it be for you to get some?





Response	6	8	10	12	Total	
Very hard	83.4	66.7	39.4	32.7	57.5	
Sort of hard	6.7	10.8	14.4	15.3	11.5	
Sort of easy	5.6	10.1	21.4	20.8	13.9	
Very easy	4.3	12.4	24.8	31.2	17.1	
N of Valid	716	760	709	510	2695	
N of Miss	116	86	39	35	276	

Table 194: If you wanted to get synthetic marijuana such as K2 or chemical products such as bath salts to get high, how easy would it be for you to get some?





Response	6	8	10	12	Total	
Very hard	93.0	83.9	61.7	49.2	74.0	
Sort of hard	3.1	6.9	17.6	19.4	11.0	
Sort of easy	2.2	4.3	11.3	14.5	7.5	
Very easy	1.7	4.9	9.4	16.9	7.5	
N of Valid	719	759	711	510	2699	
N of Miss	113	87	37	35	272	

Table 195: If you wanted to get steroids to enhance athletic performance, how easy would it be for you to get some?





Response	6	8	10	12	Total	
Very hard	88.0	80.2	64.5	57.4	73.9	
Sort of hard	7.2	9.6	15.8	20.0	12.6	
Sort of easy	2.4	5.7	11.8	12.0	7.6	
Very easy	2.4	4.5	7.9	10.6	6.0	
N of Valid	719	758	710	509	2696	
N of Miss	113	88	38	36	275	

Table 196: During the past 12 months, have you participated in any alcohol prevention programs or seen any alcohol prevention messages in your school or community? Yes, a school-based program focused on preventing underage drinking and/or drinking and driving.



Response	6	8	10	12	Total	
No	54.2	67.8	79.1	83.5	69.7	
Yes	45.8	32.2	20.9	16.5	30.3	
N of Valid	832	846	748	545	2971	
N of Miss	0	0	0	0	0	

Table 197: During the past 12 months, have you participated in any alcohol prevention programs or seen any alcohol prevention messages in your school or community? Yes, a community-based program focused on preventing underage drinking and/or drinking and driving (for example, through your church or temple or through youth groups like Boys and Girls Club or 4-H).



Response	6	8	10	12	Total	
No	86.1	93.1	93.9	96.0	91.9	
Yes	13.9	6.9	6.1	4.0	8.1	
N of Valid	832	846	748	545	2971	
N of Miss	0	0	0	0	0	

Table 198: During the past 12 months, have you participated in any alcohol prevention programs or seen any alcohol prevention messages in your school or community? Yes, a media campaign addressing underage drinking and/or drinking and driving (for example, newspaper ads, posters, pamphlets, radio, TV).



Response	6	8	10	12	Total	
No	88.1	87.7	89.4	91.6	89.0	
Yes	11.9	12.3	10.6	8.4	11.0	
N of Valid	832	846	748	545	2971	
N of Miss	0	0	0	0	0	

Table 199: During the past 12 months, have you participated in any alcohol prevention programs or seen any alcohol prevention messages in your school or community? No



Response	6	8	10	12	Total	
No	62.9	50.5	35.6	32.1	46.8	
Yes	37.1	49.5	64.4	67.9	53.2	
N of Valid	832	846	748	545	2971	
N of Miss	0	0	0	0	0	

Table 200: How wrong do your parents feel it would be for YOU to: drink beer, wine or hard liquor (for example, vodka, whiskey or gin) regularly?





Response	6	8	10	12	Total	
Very wrong	90.2	85.7	79.5	71.4	82.6	
Wrong	7.9	8.4	11.6	15.2	10.3	
A little bit wrong	1.5	4.7	6.3	8.6	4.9	
Not wrong at all	0.4	1.3	2.6	4.9	2.1	
N of Valid	748	774	718	514	2754	
N of Miss	84	72	30	31	217	

Table 201: How wrong do your parents feel it would be for YOU to: smoke tobacco?





Response	6	8	10	12	Total	
Very wrong	93.6	89.7	82.6	72.9	85.8	
Wrong	4.9	5.7	12.0	12.1	8.3	
A little bit wrong	1.2	3.1	2.8	9.6	3.7	
Not wrong at all	0.3	1.5	2.6	5.5	2.2	
N of Valid	753	775	718	513	2759	
N of Miss	79	71	30	32	212	

Table 202: How wrong do your parents feel it would be for YOU to: smoke marijuana?





Response	6	8	10	12	Total	
Very wrong	97.6	92.4	86.6	78.3	89.6	
Wrong	1.8	4.0	6.4	9.8	5.1	
A little bit wrong	0.3	1.6	4.3	6.2	2.8	
Not wrong at all	0.4	2.1	2.7	5.7	2.4	
N of Valid	741	772	715	512	2740	
N of Miss	91	74	33	33	231	

Table 203: How wrong do your parents feel it would be for YOU to: use prescription drugs not prescribed to you?





Response	6	8	10	12	Total	
Very wrong	95.2	91.3	89.2	86.9	91.0	
Wrong	3.7	5.3	7.1	7.4	5.8	
A little bit wrong	0.8	2.2	2.9	3.5	2.3	
Not wrong at all	0.3	1.2	0.7	2.1	1.0	
N of Valid	748	771	715	512	2746	
N of Miss	84	75	33	33	225	

Table 204: How wrong do your parents feel it would be for YOU to: steal something worth more than \$5?





Response	6	8	10	12	Total	
Very wrong	88.0	87.9	87.3	84.0	87.0	
Wrong	8.8	8.6	10.4	10.5	9.5	
A little bit wrong	2.7	2.6	1.7	3.7	2.6	
Not wrong at all	0.5	0.9	0.6	1.8	0.9	
N of Valid	751	768	718	512	2749	
N of Miss	81	78	30	33	222	

Table 205: How wrong do your parents feel it would be for YOU to: draw graffiti, write things, or draw pictures on buildings or other property (without the owner's permission)?





Response	6	8	10	12	Total	
Very wrong	90.2	87.5	84.5	81.4	86.3	
Wrong	7.9	7.5	10.1	11.4	9.0	
A little bit wrong	1.2	3.4	3.6	3.9	2.9	
Not wrong at all	0.7	1.7	1.8	3.3	1.7	
N of Valid	746	775	716	511	2748	
N of Miss	86	71	32	34	223	

Table 206: How wrong do your parents feel it would be for YOU to: pick a fight with someone?





Response	6	8	10	12	Total	
Very wrong	75.4	67.5	60.9	62.9	67.1	
Wrong	16.1	19.7	22.3	19.9	19.4	
A little bit wrong	6.8	9.2	12.3	11.7	9.8	
Not wrong at all	1.7	3.6	4.5	5.5	3.7	
N of Valid	747	773	717	512	2749	
N of Miss	85	73	31	33	222	

Table 207: During the past 12 months, have you talked with at least one of your parents about the dangers of underage drinking and/or drinking and driving? By parents, we mean either your biological parents, adoptive parents, stepparents, or adult guardians - whether or not they live with you.



Response	6	8	10	12	Total	
No	43.8	55.5	56.9	58.8	53.3	
Yes	56.2	44.5	43.1	41.2	46.7	
N of Valid	733	760	708	502	2703	
N of Miss	99	86	40	43	268	

Table 208: The rules in my family are clear.





Response	6	8	10	12	Total	
NO!	3.6	1.9	1.5	2.6	2.4	
no	5.3	6.2	7.4	8.7	6.8	
yes	24.1	30.4	39.1	41.7	33.0	
YES!	67.0	61.5	51.9	47.0	57.8	
N of Valid	748	771	713	506	2738	
N of Miss	84	75	35	39	233	

Table 209: People in my family often insult or yell at each other.

Response	6	8	10	12	Total	
NO!	40.9	30.9	21.3	22.1	29.4	
no	30.2	36.7	42.7	42.5	37.6	
yes	19.8	22.8	23.9	25.3	22.7	
YES!	9.2	9.6	12.0	10.1	10.2	
N of Valid	739	768	714	506	2727	
N of Miss	93	78	34	39	244	

Table 210: When I am not at home, one of my parents knows where I am and who I am with.

Response	6	8	10	12	Total	
NO!	4.1	2.9	2.5	3.4	3.2	
no	4.2	4.8	3.9	10.5	5.5	
yes	22.4	26.0	39.5	43.3	31.7	
YES!	69.4	66.4	54.0	42.7	59.6	
N of Valid	738	770	711	503	2722	
N of Miss	94	76	37	42	249	

Table 211: We argue about the same things in my family over and over.

Response	6	8	10	12	Total	
NO!	37.1	24.2	13.9	13.9	23.1	
no	31.4	36.6	40.6	36.8	36.3	
yes	22.6	26.2	30.5	34.5	27.9	
YES!	8.9	13.0	15.0	14.9	12.8	
N of Valid	739	768	712	505	2724	
N of Miss	93	78	36	40	247	

Table 212: If you drank some beer or wine or liquor (for example, vodka, whiskey, or gin) without your parents' permission, would you be caught by your parents?





Response	6	8	10	12	Total	
NO!	5.5	7.5	11.7	14.7	9.4	
no	6.1	15.2	30.2	40.2	21.3	
yes	12.1	20.6	25.9	24.3	20.4	
YES!	76.2	56.7	32.2	20.9	49.0	
N of Valid	741	762	711	503	2717	
N of Miss	91	84	37	42	254	

Table 213: My family has clear rules about alcohol and drug use.





Response	6	8	10	12	Total	
NO!	3.9	3.4	2.8	3.8	3.5	
no	5.7	8.4	10.0	12.5	8.9	
yes	15.2	19.2	29.8	35.1	23.8	
YES!	75.1	69.0	57.4	48.6	63.8	
N of Valid	735	762	709	504	2710	
N of Miss	97	84	39	41	261	

Table 214: If you carried a handgun without your parents' permission, would you be caught by your parents?





Response	6	8	10	12	Total	
NO!	5.0	5.2	5.9	6.5	5.6	
no	3.1	7.1	13.4	15.4	9.2	
yes	14.4	21.2	26.6	35.4	23.4	
YES!	77.5	66.4	54.1	42.6	61.8	
N of Valid	737	763	710	505	2715	
N of Miss	95	83	38	40	256	

Table 215: If you skipped school would you be caught by your parents?





Response	6	8	10	12	Total	
NO!	4.0	4.8	3.7	7.7	4.9	
no	3.2	8.1	14.0	24.6	11.4	
yes	16.2	20.1	31.8	31.9	24.3	
YES!	76.5	66.9	50.6	35.8	59.5	
N of Valid	741	765	708	505	2719	
N of Miss	91	81	40	40	252	

Table 216: My parents ask if I've gotten my homework done.





Response	6	8	10	12	Total	
NO!	3.9	4.6	7.3	11.9	6.5	
no	4.7	9.4	14.6	24.6	12.3	
yes	21.8	26.9	33.0	35.8	28.7	
YES!	69.6	59.1	45.1	27.7	52.4	
N of Valid	739	763	710	505	2717	
N of Miss	93	83	38	40	254	

Table 217: People in my family have serious arguments.





Response	6	8	10	12	Total	
NO!	43.0	34.7	23.9	23.8	32.1	
no	30.5	37.8	45.0	43.7	38.8	
yes	15.3	14.1	19.1	20.2	16.9	
YES!	11.2	13.4	12.0	12.3	12.2	
N of Valid	732	764	707	504	2707	
N of Miss	100	82	41	41	264	

Table 218: Would your parents know if you did not come home on time?

Response	6	8	10	12	Total
NO!	4.0	3.9	3.1	5.0	3.9
no	5.9	7.7	8.6	14.9	8.8
yes	20.1	25.6	36.4	36.0	28.8
YES!	69.9	62.8	51.8	44.1	58.4
N of Valid	742	766	708	503	2719
N of Miss	90	80	40	42	252

Table 219: Have any of your brothers or sisters ever: drunk beer, wine or hard liquor (for example, vodka, whiskey or gin)?

Response	6	8	10	12	Total
No	79.2	61.3	45.4	40.1	58.1
Yes	17.1	33.5	50.1	53.7	37.1
I don't have any brothers or sisters	3.8	5.1	4.5	6.2	4.8
N of Valid	739	758	710	499	2706
N of Miss	93	88	38	46	265

Table 220: Have any of your brothers or sisters ever: smoked marijuana?

Response	6	8	10	12	Total
No	91.9	78.8	66.2	56.6	75.0
Yes	4.3	16.0	29.4	36.8	20.2
I don't have any brothers or sisters	3.8	5.2	4.4	6.6	4.8
N of Valid	740	756	710	500	2706
N of Miss	92	90	38	45	265

Table 221: Have any of your brothers or sisters ever: smoked cigarettes?

Response	6	8	10	12	Total
No	81.0	68.3	58.5	52.7	66.3
Yes	15.2	26.5	37.1	40.0	28.7
I don't have any brothers or sisters	3.8	5.2	4.4	7.2	5.0
N of Valid	741	754	708	497	2700
N of Miss	91	92	40	48	271

Table 222: Have any of your brothers or sisters ever: taken a handgun to school?




Response	6	8	10	12	Total	
No	95.5	93.5	93.9	90.8	93.7	
Yes	0.7	1.3	1.7	2.4	1.4	
I don't have any brothers or sisters	3.8	5.2	4.4	6.8	4.9	
N of Valid	738	755	710	500	2703	
N of Miss	94	91	38	45	268	

Table 223: Have any of your brothers or sisters ever: been suspended or expelled from school?




Response	6	8	10	12	Total	
No	80.5	71.0	66.9	67.9	71.9	
Yes	15.6	24.0	28.6	25.3	23.2	
I don't have any brothers or sisters	3.8	5.0	4.5	6.8	4.9	
N of Valid	735	755	709	498	2697	
N of Miss	97	91	39	47	274	

Table 224: Have you changed homes in the past year (the last 12 months)?



Response	6	8	10	12	Total	
No	72.6	74.3	73.9	79.2	74.6	
Yes	27.4	25.7	26.1	20.8	25.4	
N of Valid	740	762	716	501	2719	
N of Miss	92	84	32	44	252	

Table 225: How many times have you changed homes since kindergarten?






Response	6	8	10	12	Total	
Never	36.3	31.4	26.0	26.1	30.3	
1 or 2 times	29.1	33.9	32.2	32.1	31.8	
3 or 4 times	19.3	17.0	19.7	22.3	19.3	
5 or 6 times	6.9	7.4	9.8	9.4	8.3	
7 or more times	8.4	10.4	12.3	10.2	10.3	
N of Valid	736	761	715	502	2714	
N of Miss	96	85	33	43	257	

Table 226: Have you changed schools (including changing from elementary to middle and middle to high school) in the past year?



Response	6	8	10	12	Total	
No	65.5	71.5	74.0	82.8	72.6	
Yes	34.5	28.5	26.0	17.2	27.4	
N of Valid	728	750	711	501	2690	
N of Miss	104	96	37	44	281	

Table 227: How many times have you changed schools since kindergarten (including changing from elementary to middle and middle to high school)?






Response	6	8	10	12	Total	
Never	34.0	26.0	20.6	28.6	27.3	
1 or 2 times	40.4	34.4	22.5	18.5	30.0	
3 or 4 times	14.4	23.9	34.3	29.4	25.0	
5 or 6 times	6.7	8.1	12.9	15.1	10.3	
7 or more times	4.4	7.7	9.7	8.3	7.5	
N of Valid	742	754	712	503	2711	
N of Miss	90	92	36	42	260	

Table 228: Has anyone in your family ever had severe alcohol or drug problems?



Response	6	8	10	12	Total	
No	74.9	62.2	54.4	48.3	61.0	
Yes	25.1	37.8	45.6	51.7	39.0	
N of Valid	736	754	715	505	2710	
N of Miss	96	92	33	40	261	

Table 229: About how many adults (over 21) have you known personally who in the past year have: used marijuana, crack, cocaine, or other drugs?






Response	6	8	10	12	Total	
0	79.5	68.3	51.6	50.2	63.6	
1	11.2	13.7	17.1	15.1	14.2	
2	4.9	8.8	10.9	12.5	9.0	
03/04/13	1.9	4.5	8.3	9.8	5.8	
5	2.6	4.7	12.1	12.4	7.5	
N of Valid	735	750	713	502	2700	
N of Miss	97	96	35	43	271	

Table 230: About how many adults (over 21) have you known personally who in the past year have: sold or dealt drugs?






Response	6	8	10	12	Total	
0	89.1	78.0	67.1	64.7	75.7	
1	7.0	11.9	10.1	12.0	10.1	
2	2.3	3.6	9.6	9.8	6.0	
03/04/13	0.8	2.3	6.5	5.0	3.5	
5	0.8	4.3	6.7	8.6	4.8	
N of Valid	733	749	712	501	2695	
N of Miss	99	97	36	44	276	

Table 231: About how many adults (over 21) have you known personally who in the past year have: done other things that could get them in trouble with the police, like stealing, selling stolen goods, mugging or assaulting others, etc.?






Response	6	8	10	12	Total	
0	84.5	73.4	62.8	62.2	71.6	
1	9.4	12.6	13.5	14.0	12.2	
2	3.4	5.2	7.4	9.4	6.1	
03/04/13	1.4	3.6	6.6	5.6	4.2	
5	1.4	5.2	9.7	8.8	6.0	
N of Valid	736	748	712	500	2696	
N of Miss	96	98	36	45	275	

Table 232: About how many adults (over 21) have you known personally who in the past year have: gotten drunk or high?






Response	6	8	10	12	Total	
0	65.1	50.3	33.2	28.5	45.7	
1	16.9	18.5	15.9	14.9	16.7	
2	7.1	11.9	13.4	13.1	11.2	
03/04/13	4.4	6.4	10.3	12.9	8.1	
5	6.5	12.9	27.3	30.5	18.2	
N of Valid	733	747	711	502	2693	
N of Miss	99	99	37	43	278	

Table 233: Have you seen or heard information about underage drinking in the past 12 months from the following sources? Radio



Response	6	8	10	12	Total	
No	61.2	55.2	52.9	58.9	56.9	
Yes	38.8	44.8	47.1	41.1	43.1	
N of Valid	744	762	714	506	2726	
N of Miss	88	84	34	39	245	

Table 234: Have you seen or heard information about underage drinking in the past 12 months from the following sources? TV.



Response	6	8	10	12	Total	
No	40.2	31.3	29.9	32.3	33.6	
Yes	59.8	68.7	70.1	67.7	66.4	
N of Valid	747	758	712	507	2724	
N of Miss	85	88	36	38	247	

Table 235: Have you seen or heard information about underage drinking in the past 12 months from the following sources? Print. This includes information on underage drinking you may have seen in the newspaper, on a billboard, in pamphlets, on stickers, etc.



Response	6	8	10	12	Total	
No	56.2	44.8	42.5	47.6	47.9	
Yes	43.8	55.2	57.5	52.4	52.1	
N of Valid	745	759	713	506	2723	
N of Miss	87	87	35	39	248	

Table 236: Have you seen or heard information about underage drinking in the past 12 months from the following sources? Website or social media? (Facebook, Myspace, website, etc.)



Response	6	8	10	12	Total	
No	59.1	48.4	43.8	43.7	49.2	
Yes	40.9	51.6	56.2	56.3	50.8	
N of Valid	743	760	713	506	2722	
N of Miss	89	86	35	39	249	

Table 237: The next questions ask about your opinions of the information you saw or heard. If you have seen or heard more than one ad, please think about your favorite ad when answering these questions. The information about underage drinking that I saw or heard was convincing.






Response	6	8	10	12	Total	
NO!	25.7	14.1	11.4	13.9	16.5	
no	7.0	13.3	17.2	20.8	14.1	
yes	19.9	25.7	36.8	33.7	28.6	
YES!	21.5	25.9	18.6	15.0	20.8	
I have not seen or heard any ads about underage drinking in the past 12 months.	25.8	20.9	15.9	16.6	20.1	
N of Valid	724	750	709	505	2688	
N of Miss	108	96	39	40	283	

Table 238: The next questions ask about your opinions of the information you saw or heard. If you have seen or heard more than one ad, please think about your favorite ad when answering these questions. The information about underage drinking that I saw or heard grabbed my attention.






Response	6	8	10	12	Total	
NO!	22.6	11.9	11.2	12.0	14.6	
no	11.0	16.9	23.2	24.0	18.3	
yes	18.2	24.5	31.2	33.2	26.2	
YES!	23.7	26.0	18.3	13.8	21.0	
I have not seen or heard any ads about underage drinking in the past 12 months.	24.5	20.6	16.1	17.0	19.8	
N of Valid	718	746	706	500	2670	
N of Miss	114	100	42	45	301	

Table 239: The next questions ask about your opinions of the information you saw or heard. If you have seen or heard more than one ad, please think about your favorite ad when answering these questions. The information about underage drinking that I saw or heard said something important to me.

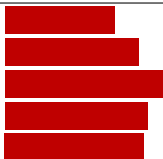
Response	6	8	10	12	Total	
NO!	21.0	13.4	12.8	14.4	15.5	
no	9.6	17.8	25.8	26.9	19.4	
yes	17.5	21.8	28.1	28.9	23.7	
YES!	25.9	25.5	16.6	13.6	21.0	
I have not seen or heard any ads about underage drinking in the past 12 months.	26.0	21.4	16.6	16.2	20.4	
N of Valid	719	746	709	501	2675	
N of Miss	113	100	39	44	296	

Table 240: The next questions ask about your opinions of the information you saw or heard. If you have seen or heard more than one ad, please think about your favorite ad when answering these questions. Seeing or hearing this information about underage drinking made me want to stop or decrease my drinking.

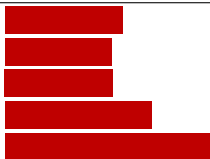

Response	6	8	10	12	Total	
NO!	19.9	15.6	15.4	16.5	16.8	
no	3.8	11.1	19.6	28.9	15.0	
yes	8.6	12.5	20.4	20.7	15.2	
YES!	24.1	24.4	21.2	14.9	21.6	
I have not seen or heard any ads about underage drinking in the past 12 months.	43.6	36.3	23.5	18.9	31.3	
N of Valid	663	710	690	502	2565	
N of Miss	169	136	58	43	406	

Table 241: How honest were you in filling out this survey?

Response	6	8	10	12	Total	
I was very honest	84.8	85.8	84.9	82.0	84.6	
I was honest pretty much of the time	12.6	11.2	12.0	13.2	12.1	
I was honest some of the time	2.4	2.4	2.1	4.0	2.6	
I was honest once in a while	0.3	0.7	1.0	0.8	0.7	
I was not honest at all	0.0	0.0	0.0	0.0	0.0	
N of Valid	749	762	710	506	2727	
N of Miss	83	84	38	39	244	