

2024 APNA

**Arkansas Prevention
Needs Assessment Survey**

Preliminary Profile Report

Saline County

Arkansas Department of Human
Services, Division of Aging, Adults,
and Behavioral Health Services and
University of Arkansas at Little
Rock MidSOUTH Center for
Prevention and Training

Survey Conducted by International
Survey Associates LLC



This page intentionally blank.

Contents

| | |
|--|------------|
| 1. INTRODUCTION | 5 |
| 1.1 The Risk and Protective Factor Model of Prevention | 9 |
| 1.2 Data Comparison Guidelines and Recent Survey Changes | 9 |
| 2. HOW TO READ THE CHARTS AND TABLES | 10 |
| 3. CHARTS AND TABLES | 12 |
| 4. AGE OF INITIATION | 81 |
| 5. STUDENT TOBACCO USE, EXPERIENCES AND PREVENTION SERVICES | 87 |
| 6. STUDENT ELECTRONIC VAPOR PRODUCT USE AND EXPERIENCES | 90 |
| 7. STUDENT MENTAL HEALTH | 104 |
| 8. CORE MEASURES OF THE DRUG-FREE COMMUNITIES PROGRAM | 108 |
| 9. PREVENTION RESOURCES | 111 |
| 9.1 Regional Prevention Provider Contact List | 111 |
| 9.2 State and National Contacts | 113 |
| 10. 2024 APNA SURVEY | 114 |
| 11. FREQUENCY DISTRIBUTION TABLES | 121 |

List of Figures

| | |
|---|----|
| 3.1 Alcohol, Tobacco and Other Drug Use - Grade 6 | 12 |
| 3.2 Alcohol, Tobacco and Other Drug Use - Grade 8 | 13 |
| 3.3 Alcohol, Tobacco and Other Drug Use - Grade 10 | 14 |
| 3.4 Alcohol, Tobacco and Other Drug Use - Grade 12 | 15 |
| 3.5 Vaped and Injected Substance Use - Grade 6 | 16 |
| 3.6 Vaped and Injected Substance Use - Grade 8 | 17 |
| 3.7 Vaped and Injected Substance Use - Grade 10 | 18 |
| 3.8 Vaped and Injected Substance Use - Grade 12 | 19 |
| 3.9 Alcohol, Tobacco and Other Drug Use - Grade 6 | 20 |
| 3.10 Alcohol, Tobacco and Other Drug Use - Grade 8 | 21 |
| 3.11 Alcohol, Tobacco and Other Drug Use - Grade 10 | 22 |
| 3.12 Alcohol, Tobacco and Other Drug Use - Grade 12 | 23 |
| 3.13 Vaped Substance Use - Grade 6 | 24 |
| 3.14 Vaped Substance Use - Grade 8 | 25 |
| 3.15 Vaped Substance Use - Grade 10 | 26 |
| 3.16 Vaped Substance Use - Grade 12 | 27 |
| 3.17 Heavy Use and Antisocial Behavior - Grade 6 | 28 |
| 3.18 Heavy Use and Antisocial Behavior - Grade 8 | 29 |
| 3.19 Heavy Use and Antisocial Behavior - Grade 10 | 30 |
| 3.20 Heavy Use and Antisocial Behavior - Grade 12 | 31 |
| 3.21 Risk Factors - Grade 6 | 32 |
| 3.22 Risk Factors - Grade 8 | 33 |
| 3.23 Risk Factors - Grade 10 | 34 |
| 3.24 Risk Factors - Grade 12 | 35 |
| 3.25 Protective Factors - Grade 6 | 36 |
| 3.26 Protective Factors - Grade 8 | 37 |
| 3.27 Protective Factors - Grade 10 | 38 |
| 3.28 Protective Factors - Grade 12 | 39 |
| 3.29 School Safety Profile - Grade 6 | 40 |
| 3.30 School Safety Profile - Grade 8 | 41 |
| 3.31 School Safety Profile - Grade 10 | 42 |
| 3.32 School Safety Profile - Grade 12 | 43 |
| 3.33 Locations of Alcohol Use - Grade 6 | 44 |
| 3.34 Locations of Alcohol Use - Grade 8 | 45 |
| 3.35 Locations of Alcohol Use - Grade 10 | 46 |
| 3.36 Locations of Alcohol Use - Grade 12 | 47 |
| 4.1 Avg. Age of Initiation ATOD/ASB - Grade 6 | 83 |
| 4.2 Avg. Age of Initiation ATOD/ASB - Grade 8 | 84 |
| 4.3 Avg. Age of Initiation ATOD/ASB - Grade 10 | 85 |
| 4.4 Avg. Age of Initiation ATOD/ASB - Grade 12 | 86 |

This page intentionally blank.

1. INTRODUCTION

This report summarizes findings from the Arkansas Prevention Needs Assessment Survey (APNA), a survey of 6th, 8th, 10th and 12th grade school students, conducted in fall 2024. This survey was available free of charge to all Arkansas public school districts that chose to participate. The survey was designed to assess adolescent substance use and related behaviors, and risk and protective factors that predict these behaviors. In this report, the results are presented for each grade along with the overall results for the State. Table 1.1 provides information on the total number of students and the number of students in the county. Table 1.2 provides information on the number and percent of students at each grade. Table 1.3 provides information on the number and percent of students by sex. Table 1.4 provides information on the number and percent of students by ethnic origin.

The APNA Survey was first administered in fall 2002 and has been administered in the fall of each school year since then. Because trends over time are very important to prevention planning, readers are encouraged to review the results from the previous surveys. By comparing the results of the previous surveys, changes in alcohol, tobacco and other drugs (ATOD) use, rates of antisocial behavior (ASB), and levels of risk and protective factors can be determined for a specific grade. Together, the results of the current and past APNA surveys provide a complete picture of ATOD use, antisocial behavior, and risk and protective factors for students in Arkansas.

Table 1.1: Student Totals

| Response | Group | 2021-22 | 2022-23 | 2023-24 | 2024-25 |
|----------------|--------|---------|---------|---------|---------|
| Total Students | county | 2,776 | 1,372 | 3,479 | 3,316 |
| | state | 55,449 | 52,777 | 47,695 | 45,051 |

Table 1.2: Grade

| Response | Group | 2021-22 | | 2022-23 | | 2023-24 | | 2024-25 | |
|----------|--------|---------|--------|---------|--------|---------|--------|---------|--------|
| | | pct | n | pct | n | pct | n | pct | n |
| 6 | county | 32.8 | 910 | 25.0 | 343 | 28.1 | 977 | 27.7 | 919 |
| | state | 29.3 | 16,231 | 28.6 | 15,114 | 29.7 | 14,152 | 30.2 | 13,621 |
| 8 | county | 34.9 | 968 | 27.6 | 379 | 30.5 | 1,062 | 32.2 | 1,069 |
| | state | 30.1 | 16,680 | 30.8 | 16,233 | 30.5 | 14,556 | 30.8 | 13,891 |
| 10 | county | 18.2 | 504 | 27.9 | 383 | 25.0 | 871 | 23.9 | 792 |
| | state | 23.7 | 13,114 | 24.6 | 12,986 | 24.1 | 11,475 | 23.5 | 10,579 |
| 12 | county | 14.2 | 394 | 19.5 | 267 | 16.4 | 569 | 16.2 | 536 |
| | state | 17.0 | 9,424 | 16.0 | 8,444 | 15.8 | 7,512 | 15.4 | 6,960 |

Table 1.3: Sex

| Response | Group | 2021-22 | | 2022-23 | | 2023-24 | | 2024-25 | |
|----------|--------|---------|--------|---------|--------|---------|--------|---------|--------|
| | | pct | n | pct | n | pct | n | pct | n |
| Male | county | 50.5 | 1,314 | 47.0 | 600 | 50.5 | 1,649 | 49.7 | 1,621 |
| | state | 50.1 | 25,928 | 50.0 | 24,302 | 50.2 | 22,182 | 49.9 | 21,932 |
| Female | county | 49.5 | 1,287 | 53.0 | 677 | 49.5 | 1,618 | 50.3 | 1,640 |
| | state | 49.9 | 25,783 | 50.0 | 24,291 | 49.8 | 22,031 | 50.1 | 22,036 |

Table 1.4: Ethnic Origin

| Response | Group | 2021-22 | | 2022-23 | | 2023-24 | | 2024-25 | |
|---------------------------|--------|---------|--------|---------|--------|---------|--------|---------|--------|
| | | pct | n | pct | n | pct | n | pct | n |
| Hispanic | county | 17.1 | 440 | 15.0 | 195 | 17.4 | 575 | 17.2 | 557 |
| | state | 20.6 | 10,884 | 21.8 | 10,976 | 22.7 | 10,339 | 22.5 | 9,783 |
| Black or African American | county | 12.6 | 325 | 8.4 | 110 | 16.0 | 528 | 14.3 | 464 |
| | state | 13.5 | 7,138 | 14.1 | 7,127 | 13.2 | 5,980 | 14.6 | 6,355 |
| Asian or Pacific Islander | county | 1.0 | 27 | 1.0 | 13 | 1.3 | 42 | 1.8 | 57 |
| | state | 2.6 | 1,355 | 2.7 | 1,369 | 2.9 | 1,315 | 3.0 | 1,311 |
| Native American | county | 0.5 | 13 | 1.0 | 13 | 0.8 | 26 | 0.2 | 6 |
| | state | 0.9 | 493 | 1.0 | 483 | 1.0 | 458 | 0.8 | 367 |
| White | county | 60.6 | 1,559 | 67.0 | 872 | 55.7 | 1,841 | 57.0 | 1,850 |
| | state | 53.0 | 27,932 | 50.6 | 25,501 | 50.6 | 23,014 | 48.7 | 21,134 |
| Other | county | 1.5 | 38 | 0.9 | 12 | 1.0 | 34 | 1.1 | 35 |
| | state | 1.7 | 921 | 1.7 | 868 | 1.7 | 754 | 1.6 | 683 |
| Multi-Racial | county | 6.6 | 171 | 6.7 | 87 | 7.8 | 257 | 8.4 | 274 |
| | state | 7.6 | 4,006 | 8.0 | 4,051 | 7.9 | 3,605 | 8.7 | 3,770 |

Table 1.5: Family Living Situation

| Response | Group | 2021-22 | | 2022-23 | | 2023-24 | | 2024-25 | |
|----------------|--------|---------|--------|---------|--------|---------|--------|---------|--------|
| | | pct | n | pct | n | pct | n | pct | n |
| Mother | county | 87.9 | 2,421 | 89.5 | 1,222 | 87.8 | 3,036 | 89.3 | 2,961 |
| | state | 85.5 | 47,100 | 85.8 | 45,019 | 86.0 | 40,782 | 87.1 | 39,113 |
| Stepmother | county | 7.6 | 209 | 7.0 | 96 | 7.5 | 261 | 7.5 | 248 |
| | state | 6.4 | 3,501 | 6.3 | 3,330 | 6.2 | 2,964 | 6.5 | 2,901 |
| Foster Mother | county | 0.6 | 16 | 0.4 | 5 | 0.4 | 15 | 0.2 | 7 |
| | state | 0.6 | 345 | 0.5 | 283 | 0.6 | 280 | 0.6 | 254 |
| Grandmother | county | 10.6 | 292 | 9.2 | 125 | 9.3 | 321 | 9.9 | 328 |
| | state | 12.6 | 6,928 | 12.4 | 6,524 | 12.3 | 5,816 | 12.2 | 5,492 |
| Aunt | county | 3.4 | 93 | 4.0 | 54 | 3.4 | 118 | 4.1 | 136 |
| | state | 4.4 | 2,421 | 4.5 | 2,361 | 4.5 | 2,137 | 4.7 | 2,093 |
| Father | county | 64.8 | 1,784 | 62.4 | 852 | 63.8 | 2,206 | 65.4 | 2,168 |
| | state | 59.4 | 32,733 | 59.5 | 31,210 | 60.6 | 28,724 | 61.3 | 27,507 |
| Stepfather | county | 15.6 | 430 | 19.3 | 263 | 15.6 | 539 | 14.2 | 470 |
| | state | 14.9 | 8,221 | 15.0 | 7,876 | 14.7 | 6,973 | 14.6 | 6,535 |
| Foster Father | county | 0.5 | 15 | 0.4 | 5 | 0.5 | 19 | 0.2 | 7 |
| | state | 0.5 | 273 | 0.5 | 238 | 0.5 | 241 | 0.4 | 192 |
| Grandfather | county | 6.1 | 168 | 5.2 | 71 | 4.9 | 170 | 5.4 | 179 |
| | state | 7.4 | 4,084 | 7.2 | 3,795 | 7.1 | 3,352 | 7.2 | 3,211 |
| Uncle | county | 3.1 | 85 | 2.9 | 40 | 2.9 | 99 | 3.3 | 111 |
| | state | 4.4 | 2,428 | 4.5 | 2,349 | 4.5 | 2,137 | 4.5 | 2,025 |
| Other Adults | county | 2.3 | 62 | 2.4 | 33 | 1.8 | 62 | 2.0 | 65 |
| | state | 2.6 | 1,406 | 2.6 | 1,346 | 2.5 | 1,173 | 2.5 | 1,119 |
| Brother(s) | county | 48.4 | 1,332 | 48.3 | 660 | 46.4 | 1,603 | 47.0 | 1,557 |
| | state | 47.6 | 26,219 | 48.5 | 25,463 | 48.0 | 22,751 | 48.7 | 21,881 |
| Stepbrother(s) | county | 6.3 | 173 | 5.6 | 76 | 4.9 | 168 | 4.2 | 139 |
| | state | 5.0 | 2,761 | 4.8 | 2,495 | 4.5 | 2,137 | 4.6 | 2,059 |
| Sister(s) | county | 45.0 | 1,240 | 46.3 | 632 | 43.6 | 1,507 | 45.0 | 1,491 |
| | state | 45.2 | 24,892 | 46.0 | 24,158 | 45.2 | 21,424 | 46.4 | 20,816 |
| Stepsister(s) | county | 5.4 | 149 | 5.4 | 74 | 4.8 | 165 | 4.2 | 139 |
| | state | 4.8 | 2,657 | 4.7 | 2,443 | 4.5 | 2,146 | 4.5 | 2,008 |
| Other Children | county | 3.5 | 96 | 3.5 | 48 | 2.9 | 102 | 2.7 | 88 |
| | state | 4.2 | 2,308 | 4.4 | 2,289 | 4.1 | 1,959 | 4.1 | 1,849 |

1.1 The Risk and Protective Factor Model of Prevention

Arkansas uses the Risk and Protective Framework to guide prevention efforts aimed at reducing youth problem behaviors. This framework, developed by J. David Hawkins, PhD, Richard F. Catalano, PhD, and their colleagues at the University of Washington, Social Development Research Group, explains the relationship between risk and protective factors and youth problem behaviors. A total of 15 risk factors and 2 protective factors from this framework were measured in the 2024 APNA survey.

Risk and protective factor-focused prevention is based on a simple premise: To prevent a problem from happening, we need to identify the factors that increase the risk of that problem developing and then find ways to reduce the risks. Just as medical researchers have found risk factors for heart attacks such as diets high in fats, lack of exercise, and smoking, a team of researchers, the Social Development Research Group (SDRG), at the University of Washington, have defined a set of risk factors for drug abuse. The research team also found that some children exposed to multiple risk factors manage to avoid behavior problems later even though they were exposed to the same risks as children who exhibited behavior problems. Based on research, they identified protective factors and processes that work together to buffer children from the effects of high risk exposure and lead to the development of healthy behaviors.

Risk factors include characteristics of school, community, and family environments, as well as characteristics of students and their peer groups that are known to predict increased likelihood of drug use, delinquency, and violent behaviors among youth¹.

¹Hawkins, Catalano & Miller, 1992; Hawkins, Arthur & Catalano, 1995; Brewer, Hawkins, Catalano & Neckerman, 1995

1.2 Data Comparison Guidelines and Recent Survey Changes

Statewide survey participation rates continued to be lower than pre-pandemic survey years, survey participation for this current year (2024) decreased compared with 2023 resulting in 5.5% less valid surveys (45,051 vs 47,695, respectively).

As you read and make use of the data in this report, please keep in mind the following guidelines for comparing multi-year data. The COVID-19 pandemic influenced data collection and, more importantly, student behaviors during the 2020, 2021 and 2022 reporting periods.

1. Comparisons between 2024 and previous years should be assessed with caution; for counties with low levels of responses, the results can be interpreted as trends that can be verified with future data.
2. The specific participating schools in each county are often different between years; comparisons between annual data should consider this differential.
3. For most counties, the data remain reliable and representative of general substance use and other behaviors of the students in your county.

For the 2024 APNA, these items on student perspectives were removed: safety for returning to school during the pandemic; preference for online vs. learning in school; remote access to school services; relationships and homelife during the pandemic; social distancing practices; and feelings of depression during the pandemic.

2. HOW TO READ THE CHARTS AND TABLES

1. Student responses for risk and protective factors, substance use and antisocial behavior questions are displayed by grade on the following pages.
2. Risk and Protective factors are grouped into 4 domains: community, family, school, and peer-individual.
3. Vertical bars represent the percent of students in the grade who reported elevated risk or protection, substance use, antisocial behaviors or school safety concerns.
4. Scanning across these charts, you can easily determine which factors are most (or least) prevalent, thus identifying which are the most important for your community to address.
5. The charts show 2 bars for each data point representing 2 years of data with the most current year in red on the right and the previous year in blue to the left. Those bars will be complemented by a small dash. The dash shows the comparison from the state and provides additional information for you in determining the relative importance of each risk or protective factor.
6. A dashed line on each risk and protective factor chart represents the percentage of youth at risk or with protection for the seven state sample upon which the cut-points were developed. The seven states included in the norm group were Colorado, Illinois, Kansas, Maine, Oregon, Utah and Washington.
7. Brief definitions of the risk and protective factors can be found following the graphs.
8. The tables provide more detailed information and are broken down by grade level. The combined category consists of all the grade levels represented in this report combined together (ie. if the report is based on 10th and 12th graders then the combined category will be all the 10th and 12th graders combined). For the tables on substance use, some substances also have a comparison to the Monitoring the Future (MTF) data. Monitoring the Future is an annual federally funded national survey of substance use across the country for students in grade 8, 10 and 12. For some substances and for some years or some grades, there is no corresponding MTF data. More information can be found at <https://www.drugabuse.gov/drug-topics/trends-statistics/monitoring-future>
9. The following abbreviations are sometimes used in the tables and charts due to space constraints:

ATOD stands for Alcohol, Tobacco and Other Drug Use.

ASB stands for Antisocial Behaviors.

PSI stands for Prosocial Involvement.

MTF stands for Monitoring the Future.

Substances and Prevalence Periods Measured by APNA

Arkansas youth reported on use of 16 ATOD substances: alcohol, cigarettes, smokeless tobacco, any vaping, marijuana, inhalants, hallucinogens, cocaine, methamphetamines, ecstasy, steroids, opiates/heroin, prescription drugs, over-the-counter drugs, alcopops, and CBD products. This report carries multi-year trend data, comparing this year's survey findings to up to four previous years of data gathered using similar survey questions.

A few substances have been added and removed throughout the years to reflect current usage trends. In 2012, synthetic marijuana (later removed in 2021) and bath salts (later removed in 2023) were added; e-cigarettes were added in 2014; steroids and vaping products were added in 2020; and CBD products were added in 2021. In 2023, wording for 30-day and lifetime use surrounding "heroin and other opiates" was updated to "used heroin or other illicitly manufactured opioids including fentanyl."

Data on lifetime vs. past 30-day substance use is also included in this report. Lifetime use (ever used), when students report having used a substance at least once, is typically viewed as a measure of youth experimentation of ATOD. In contrast, past 30-day use, when students report that they have used a substance at least once in the past 30 days, is viewed as the best measure of ongoing or current use of ATOD. For alcohol use, binge drinking is measured using a two-week prevalence period. Vaping product use is reported by frequency and amount used.

Table 2.1: Risk and Protective Factor Scale Definition

| Community Domain Risk Factors | |
|--|--|
| Transitions and Mobility | Research has shown that transitions from school to school may be accompanied by significant increases in rates of drug use, school dropout and antisocial behavior. |
| Perceived Availability of Drugs | The availability of cigarettes, alcohol, marijuana, and other illegal drugs has been related to the use of these substances by adolescents. |
| Perceived Availability of Handguns | The availability of handguns has also been related to the use of these substances by adolescents. |
| Family Domain Risk Factors | |
| Poor Family Management | Parents' use of inconsistent and/or unusually harsh or severe punishment with their children places them at higher risk for substance use and other problem behaviors. Also, parents' failure to provide clear expectations and to monitor their children's behavior makes it more likely that they will engage in drug abuse whether or not there are family drug problems. |
| Family History of Antisocial Behavior | When children are raised in a family with a history of problem behaviors (e.g., violence or ATOD use), the children are more likely to engage in these behaviors. |
| Parental Attitudes Favorable Toward Drug Use | In families where parents use illegal drugs, are heavy users of alcohol, or are tolerant of children's use, children are more likely to become drug abusers during adolescence. The risk is further increased if parents involve children in their own drug (or alcohol) using behavior, for example, asking the child to light the parent's cigarette or get the parent a beer from the refrigerator. |
| Parental Attitudes Favorable Toward Antisocial Behavior | In families where parents are tolerant of their child's antisocial behavior (i.e. fighting, stealing, defacing property, etc.), children are more likely to become drug abusers during adolescence. |
| School Domain Risk Factors | |
| Poor Academic Performance | Beginning in the late elementary grades (grades 4-6) academic failure increases the risk of both drug abuse and delinquency. It appears that the experience of failure itself, for whatever reasons, increases the risk of problem behaviors. |
| Low School Commitment | Surveys of high school seniors have shown that the use of hallucinogens, cocaine, heroin, stimulants, and sedatives or non-medically prescribed tranquilizers is significantly lower among students who expect to attend college than among those who do not. Factors such as liking school, spending time on homework, and perceiving the coursework as relevant are also negatively related to drug use. |

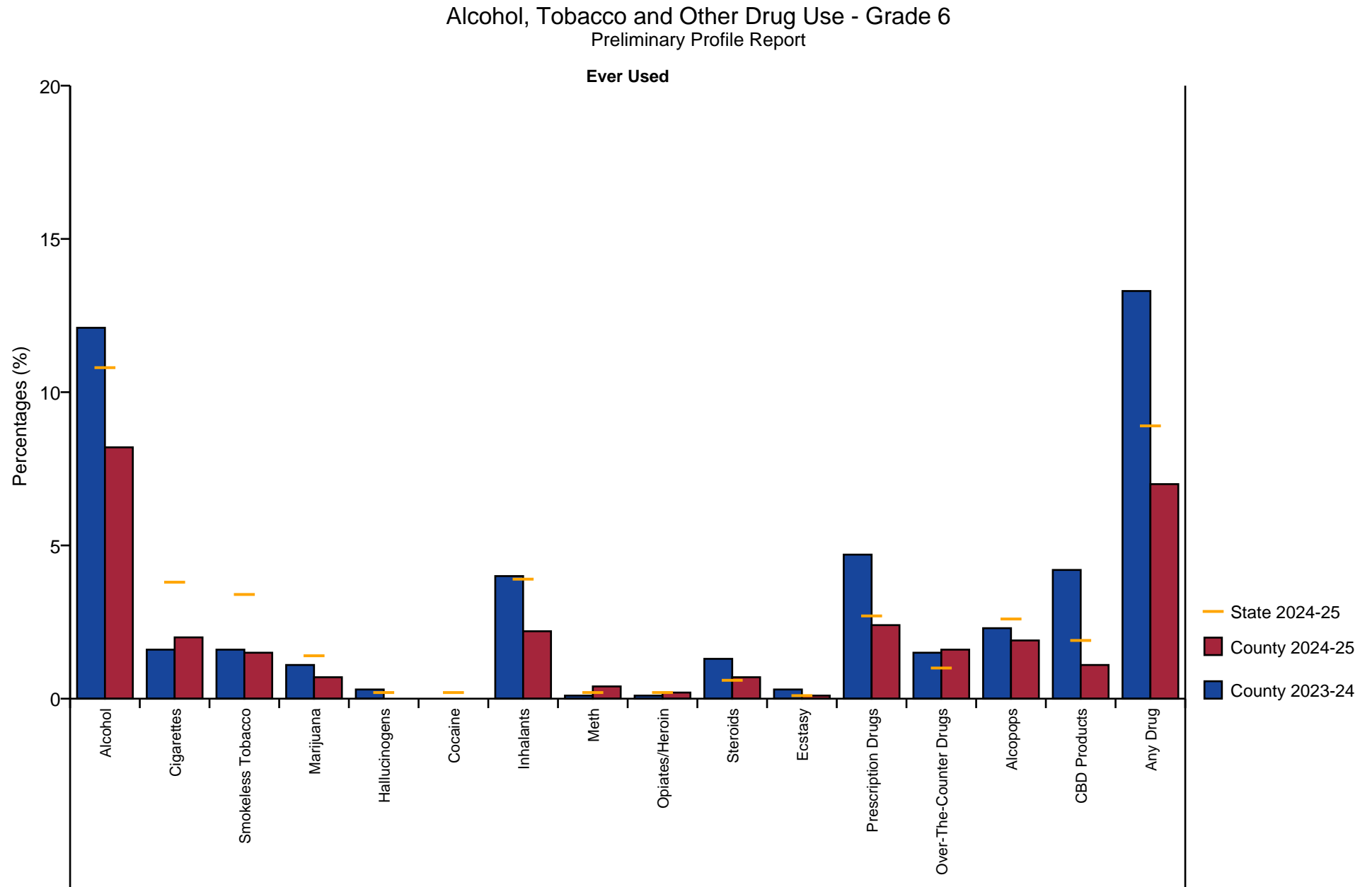
continued on the next column

Risk and Protective Factor Scale Definition (continued)

| School Domain Protective Factors | |
|---|--|
| Opportunities for Prosocial Involvement | When young people are given more opportunities to participate meaningfully in important activities at school, they are less likely to engage in drug use and other problem behaviors. |
| Rewards for Prosocial Involvement | When young people are recognized and rewarded for their contributions at school, they are less likely to be involved in substance use and other problem behaviors. |
| Individual/Peer Risk Factors | |
| Early Initiation of Drug Use | Early onset of drug use predicts misuse of drugs. The earlier the onset of any drug use, the greater the involvement in other drug use and the greater frequency of use. Onset of drug use prior to the age of 15 is a consistent predictor of drug abuse, and a later age of onset of drug use has been shown to predict lower drug involvement and a greater probability of discontinuation of use. |
| Early Initiation of Antisocial Behavior | Early onset of antisocial behaviors such as being suspended from school, arrests, carrying handguns, fighting, etc. makes young people more likely to be involved in substance abuse. |
| Attitudes Favorable Toward ATOD Use | During the elementary school years, most children express anti-drug, anti-crime, and pro-social attitudes and have difficulty imagining why people use drugs. However, in middle school, as more youth are exposed to others who use drugs, their attitudes often shift toward greater acceptance of these behaviors. Youth who express positive attitudes toward drug use are more likely to engage in a variety of problem behaviors, including drug use. |
| Favorable Attitudes Toward Antisocial Behavior | During the elementary school years, most children express anti-drug, anti-crime, and pro-social attitudes and have difficulty imagining why people engage in antisocial behaviors. However, in middle school, as more youth are exposed to others who engage in antisocial behavior, their attitudes often shift toward greater acceptance of these behaviors. Youth who express positive attitudes toward antisocial behavior are more likely to engage in a variety of problem behaviors, including antisocial behavior. |
| Low Perceived Risks of Drug Use | Young people who do not perceive drug use to be risky are far more likely to engage in drug use. |
| Peer Rewards for Antisocial Behavior | Young people who receive rewards for their antisocial behavior are at higher risk for engaging further in antisocial behavior and substance use. |

3. CHARTS AND TABLES

Figure 3.1: Alcohol, Tobacco and Other Drug Use - Grade 6

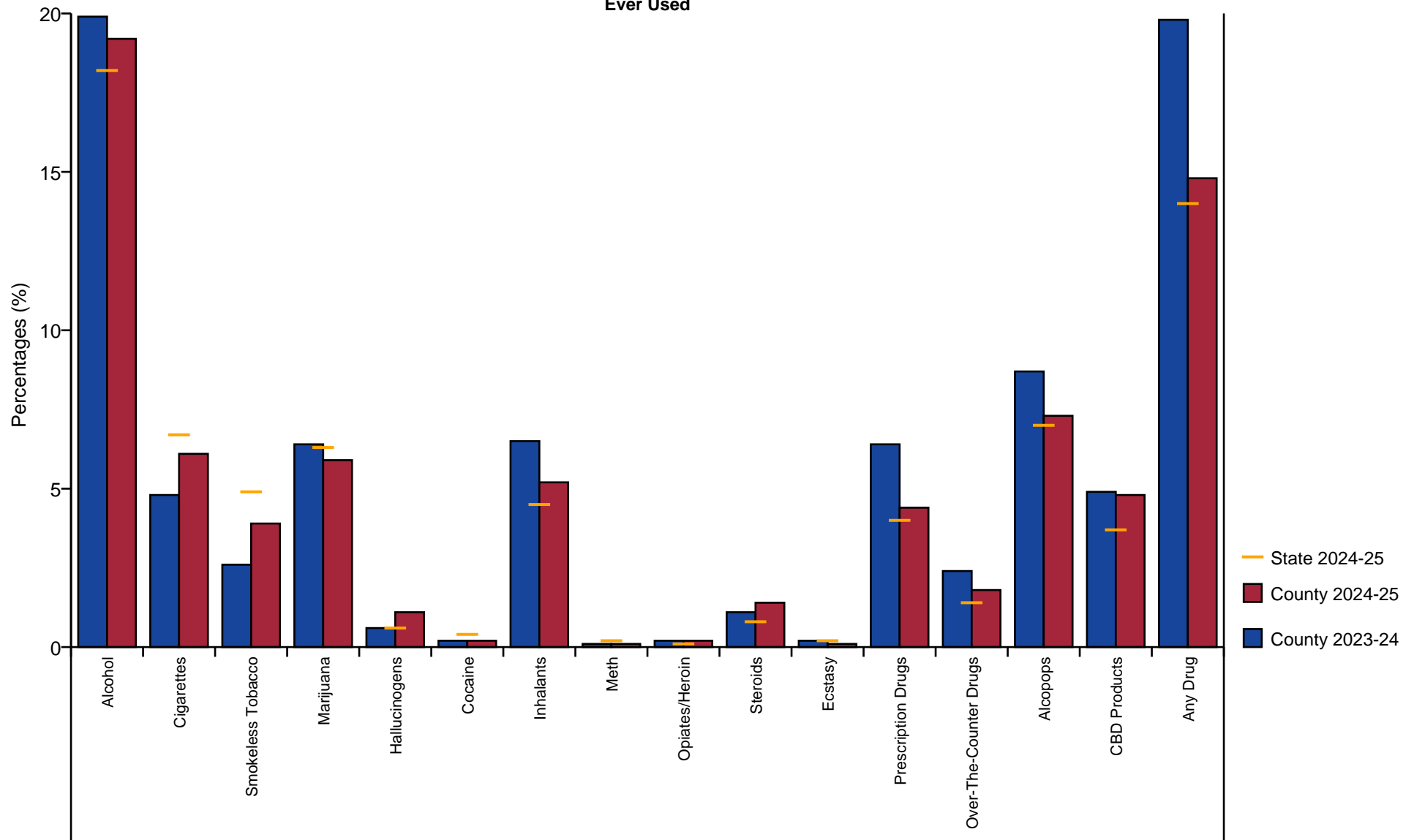


Any drug is calculated from marijuana, hallucinogens, cocaine, inhalants, meth, opiates/heroin, steroids, ecstasy, prescription drugs and over-the-counter drugs.

Figure 3.2: Alcohol, Tobacco and Other Drug Use - Grade 8

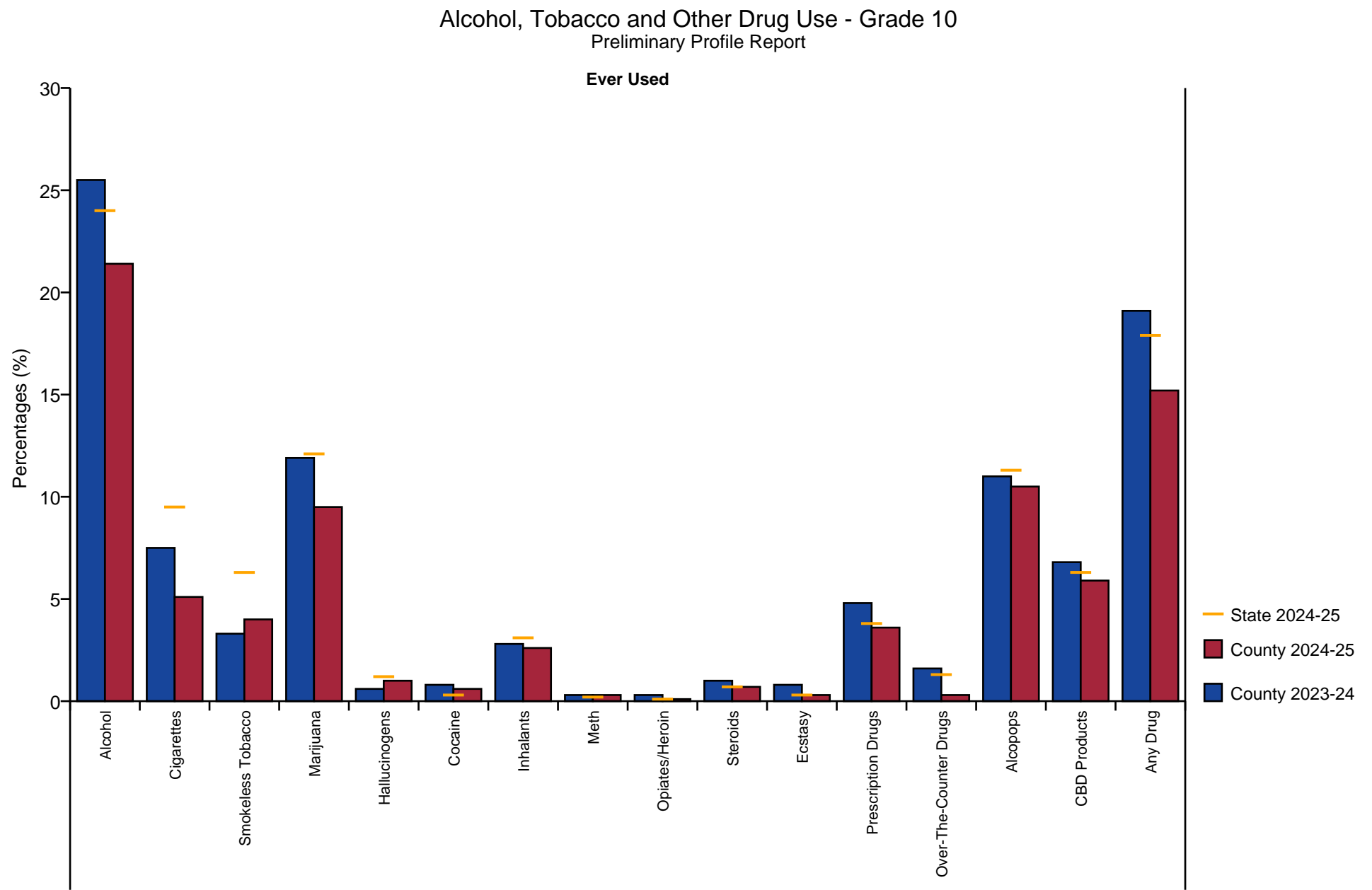
Alcohol, Tobacco and Other Drug Use - Grade 8 Preliminary Profile Report

Ever Used



Any drug is calculated from marijuana, hallucinogens, cocaine, inhalants, meth, opiates/heroin, steroids, ecstasy, prescription drugs and over-the-counter drugs.

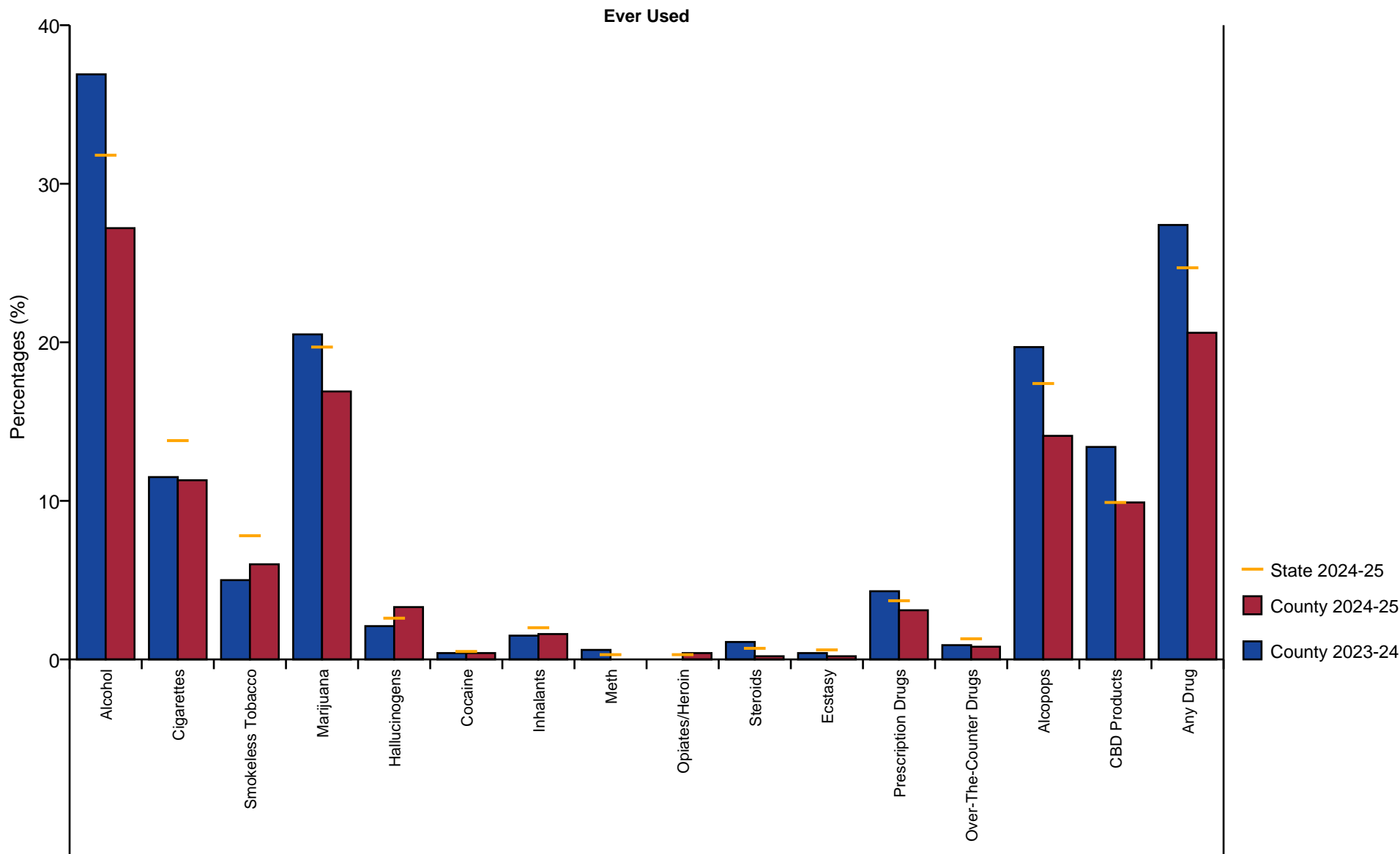
Figure 3.3: Alcohol, Tobacco and Other Drug Use - Grade 10



Any drug is calculated from marijuana, hallucinogens, cocaine, inhalants, meth, opiates/heroin, steroids, ecstasy, prescription drugs and over-the-counter drugs.

Figure 3.4: Alcohol, Tobacco and Other Drug Use - Grade 12

Alcohol, Tobacco and Other Drug Use - Grade 12
Preliminary Profile Report



Any drug is calculated from marijuana, hallucinogens, cocaine, inhalants, meth, opiates/heroin, steroids, ecstasy, prescription drugs and over-the-counter drugs.

Figure 3.5: Vaped and Injected Substance Use - Grade 6

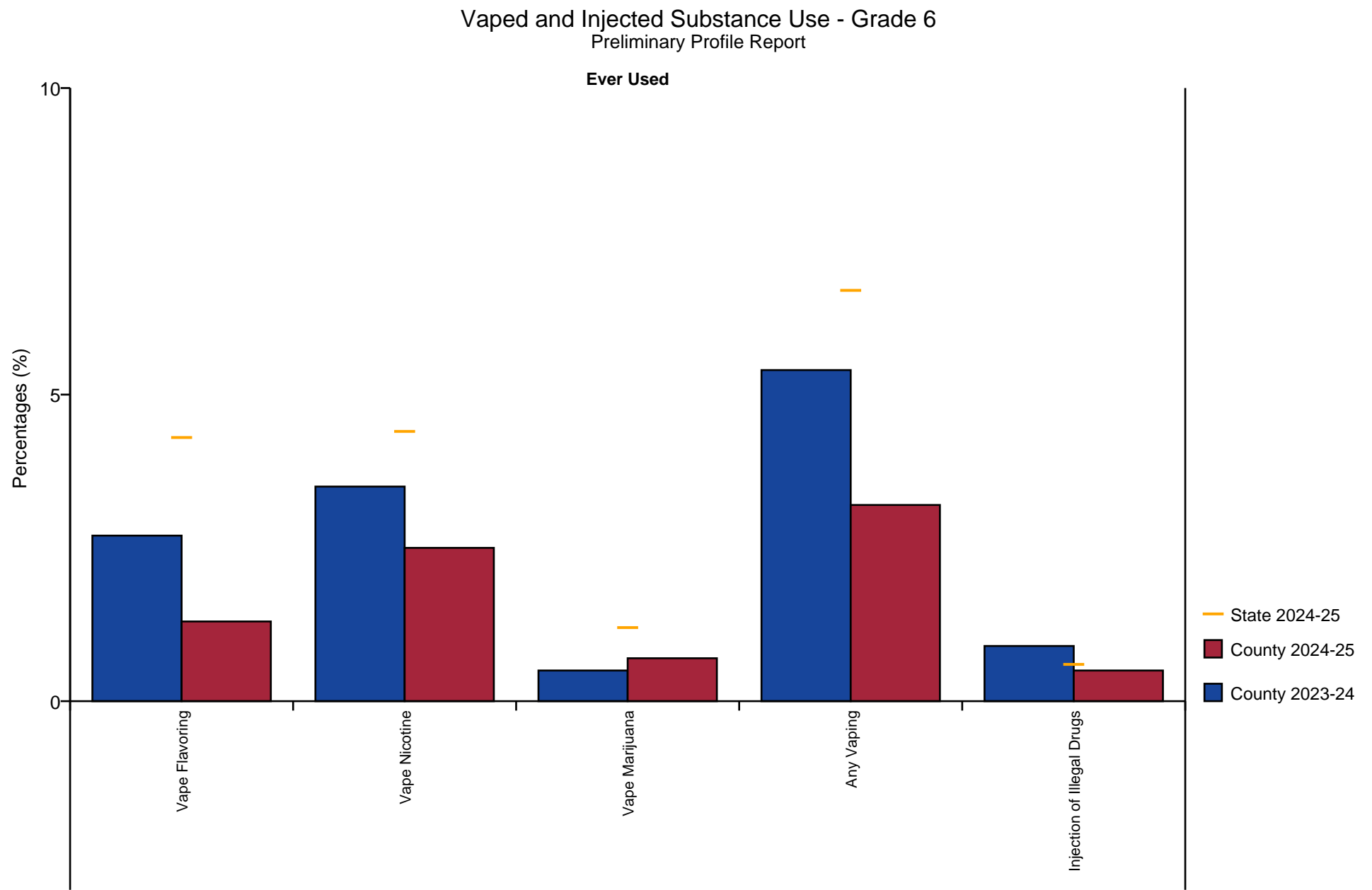


Figure 3.6: Vaped and Injected Substance Use - Grade 8

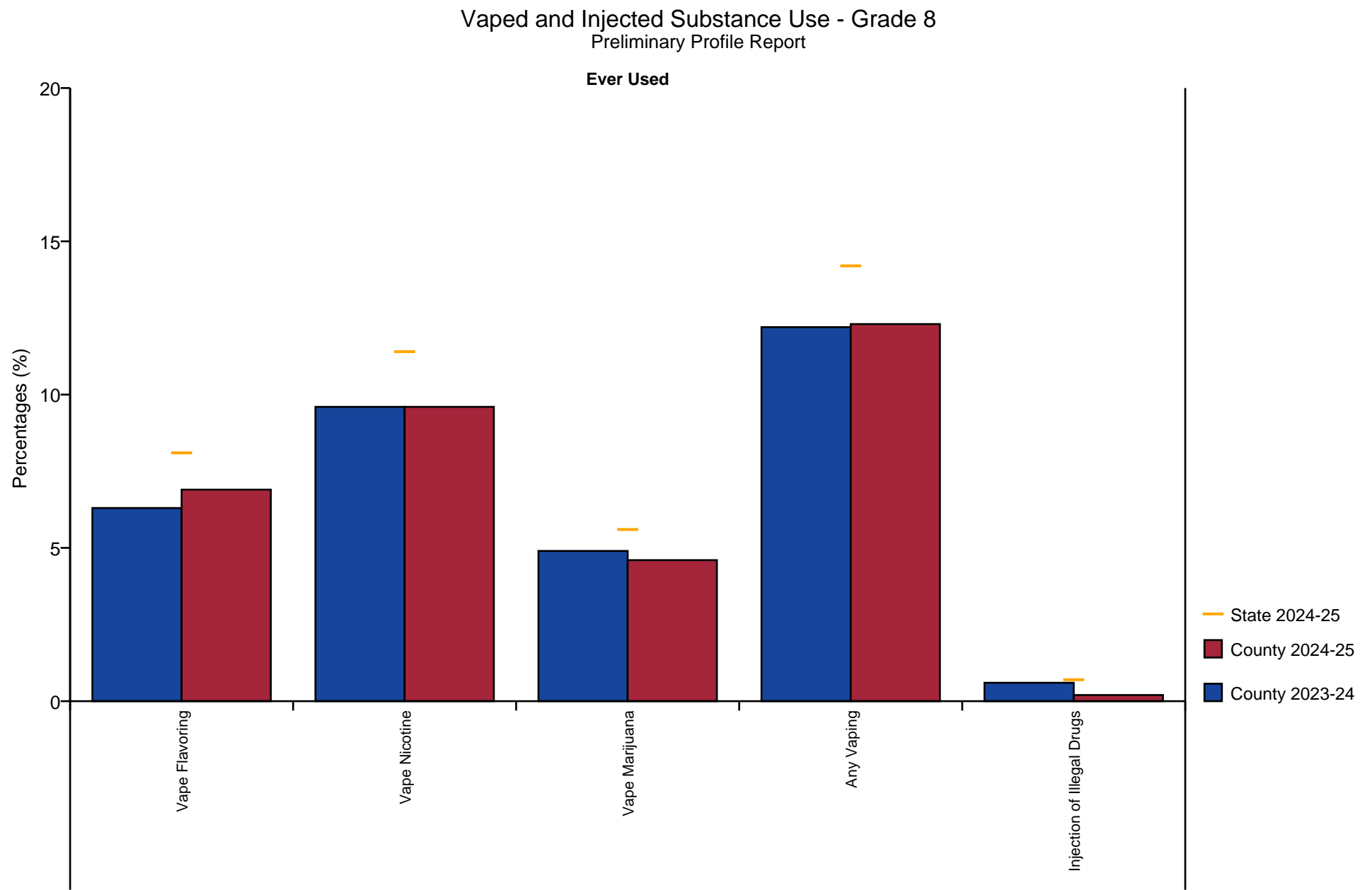


Figure 3.7: Vaped and Injected Substance Use - Grade 10

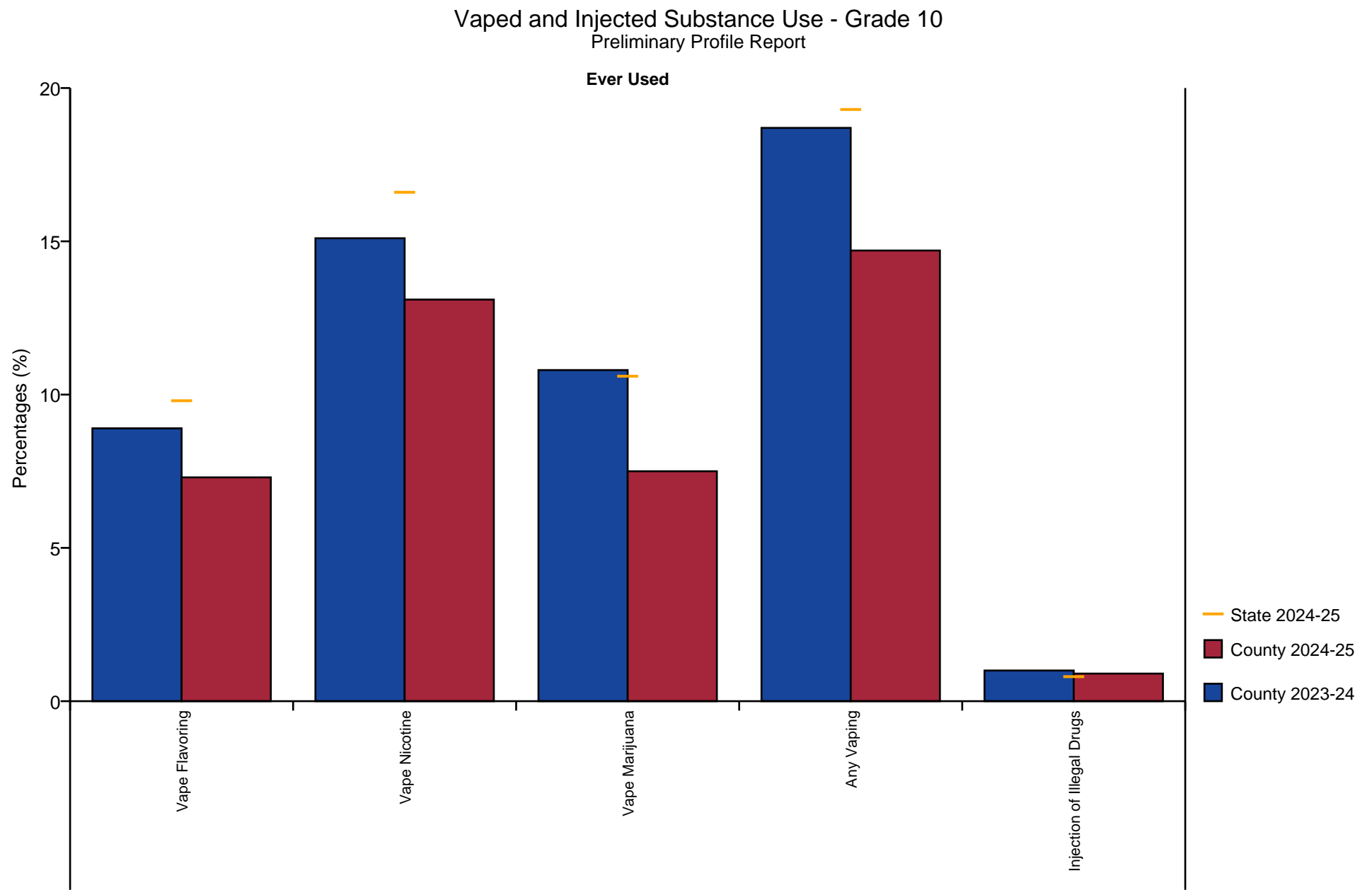


Figure 3.8: Vaped and Injected Substance Use - Grade 12

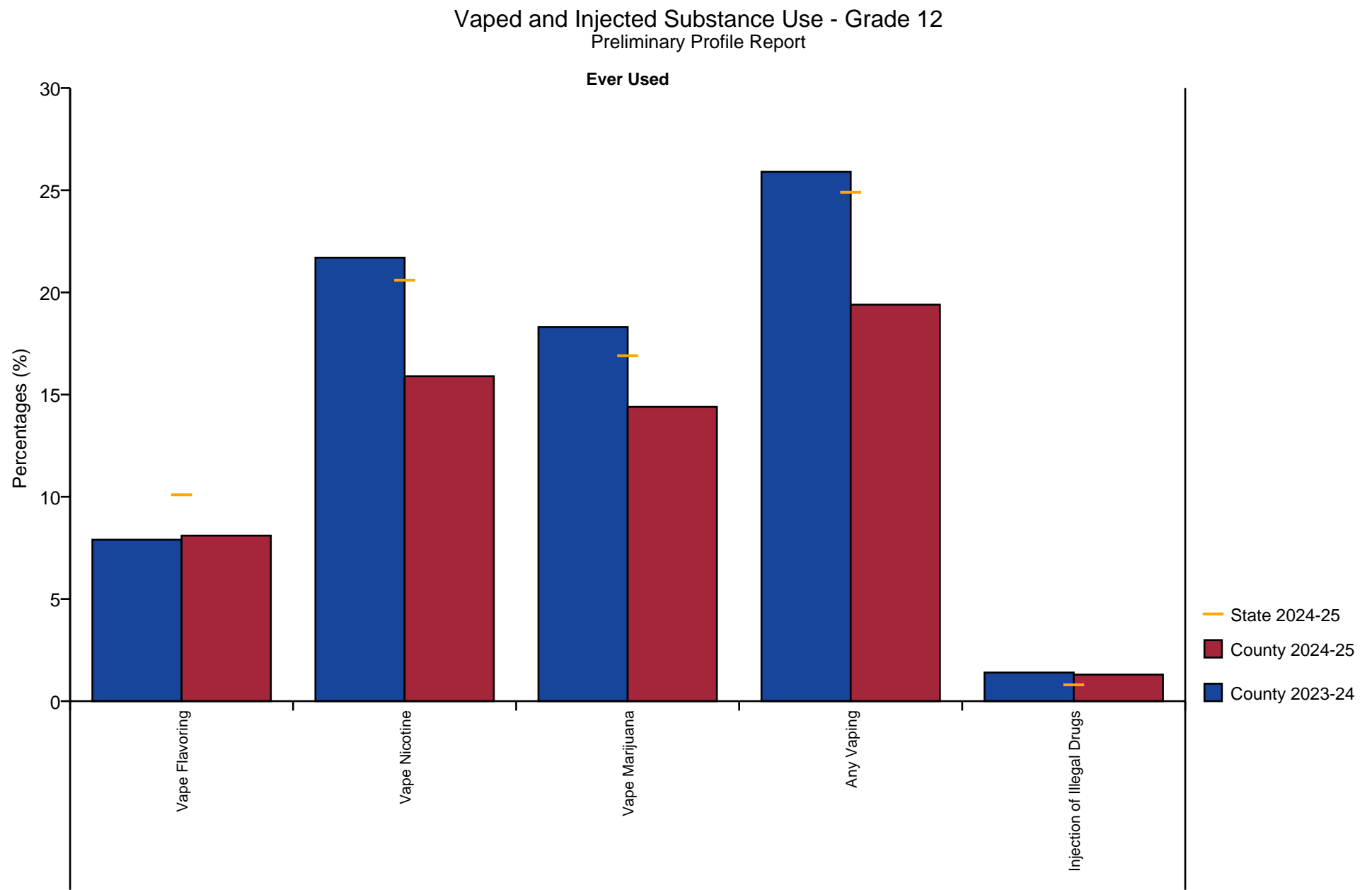
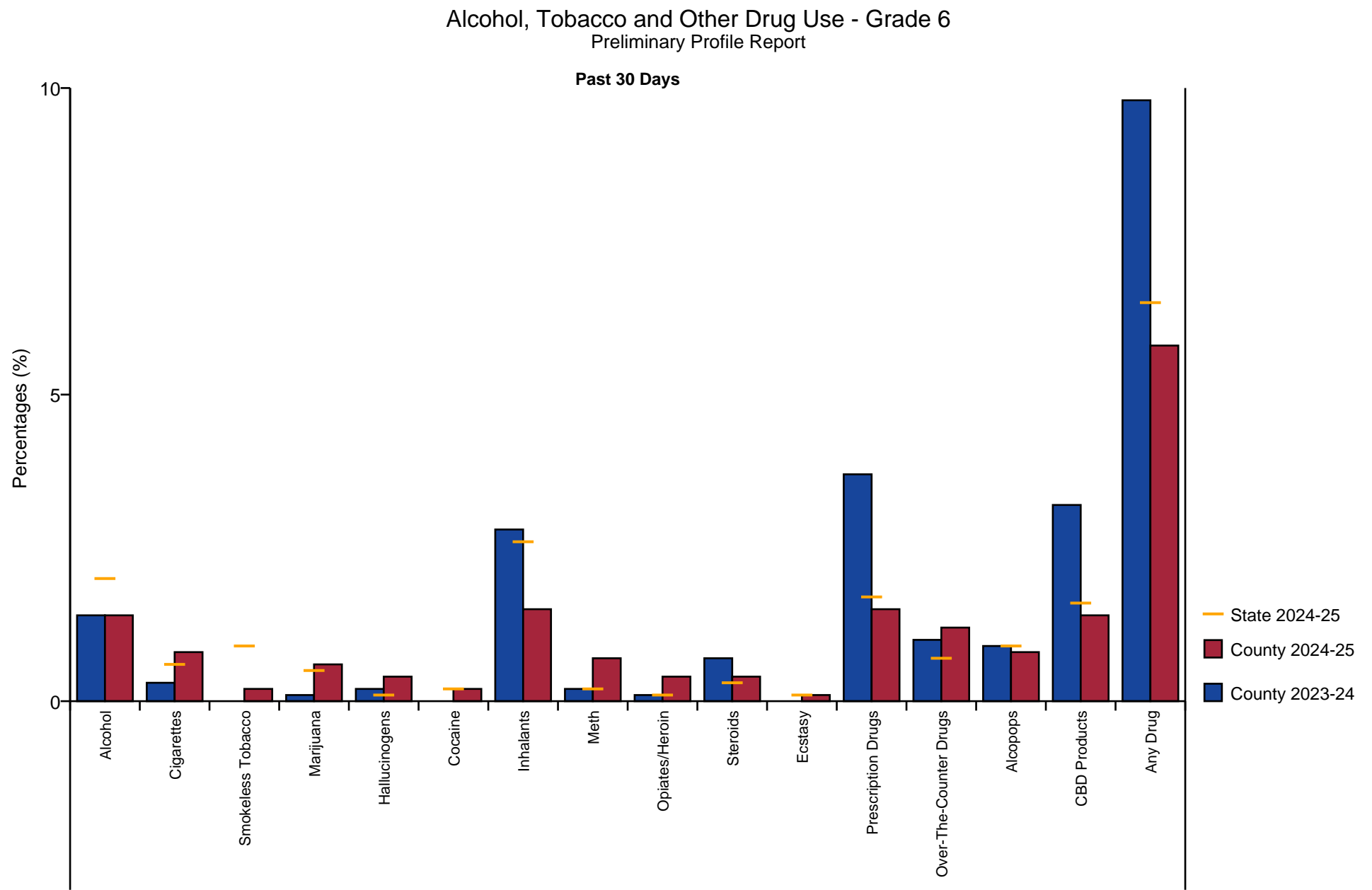
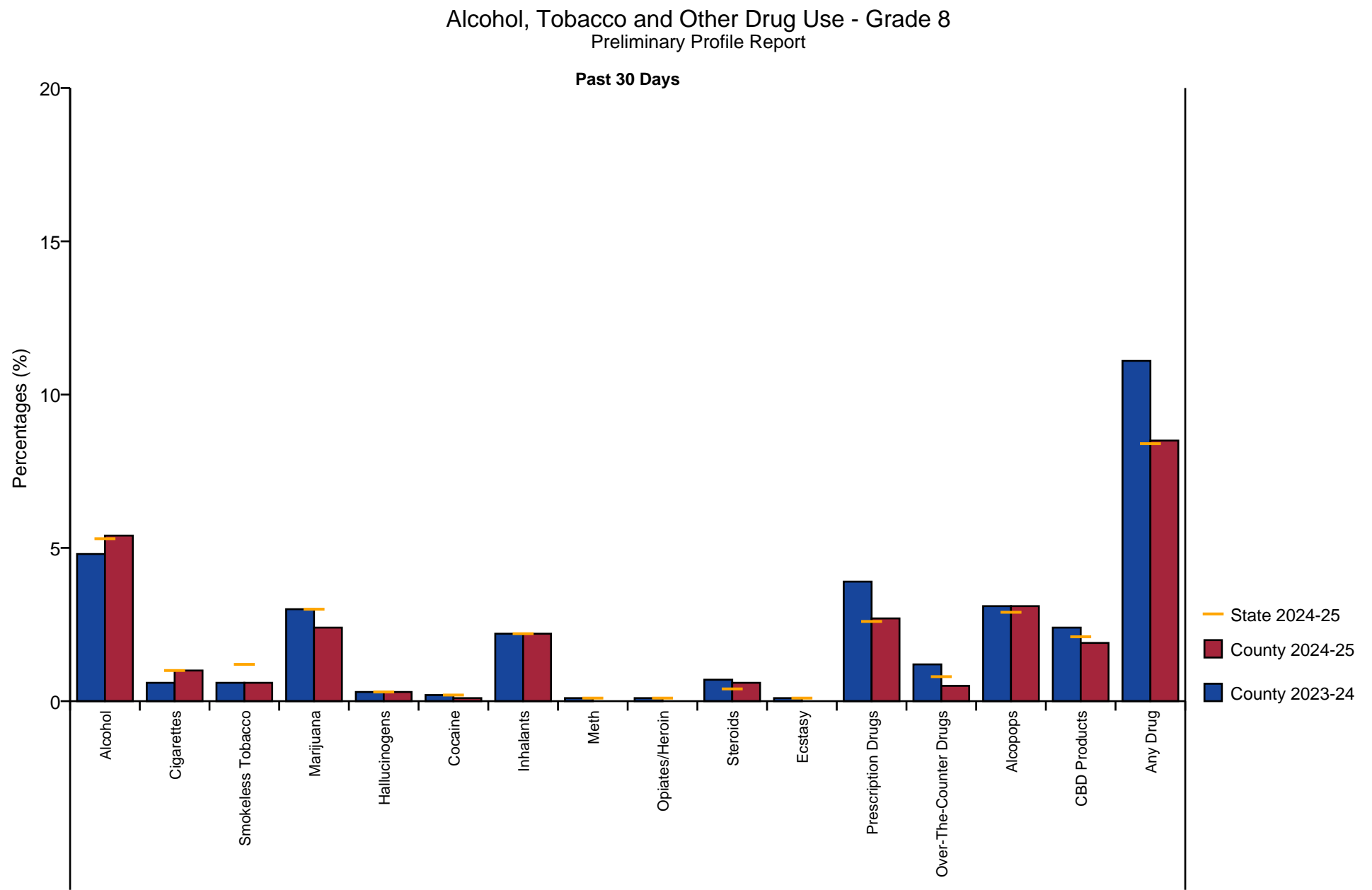


Figure 3.9: Alcohol, Tobacco and Other Drug Use - Grade 6



Any drug is calculated from marijuana, hallucinogens, cocaine, inhalants, meth, opiates/heroin, steroids, ecstasy, prescription drugs and over-the-counter drugs.

Figure 3.10: Alcohol, Tobacco and Other Drug Use - Grade 8

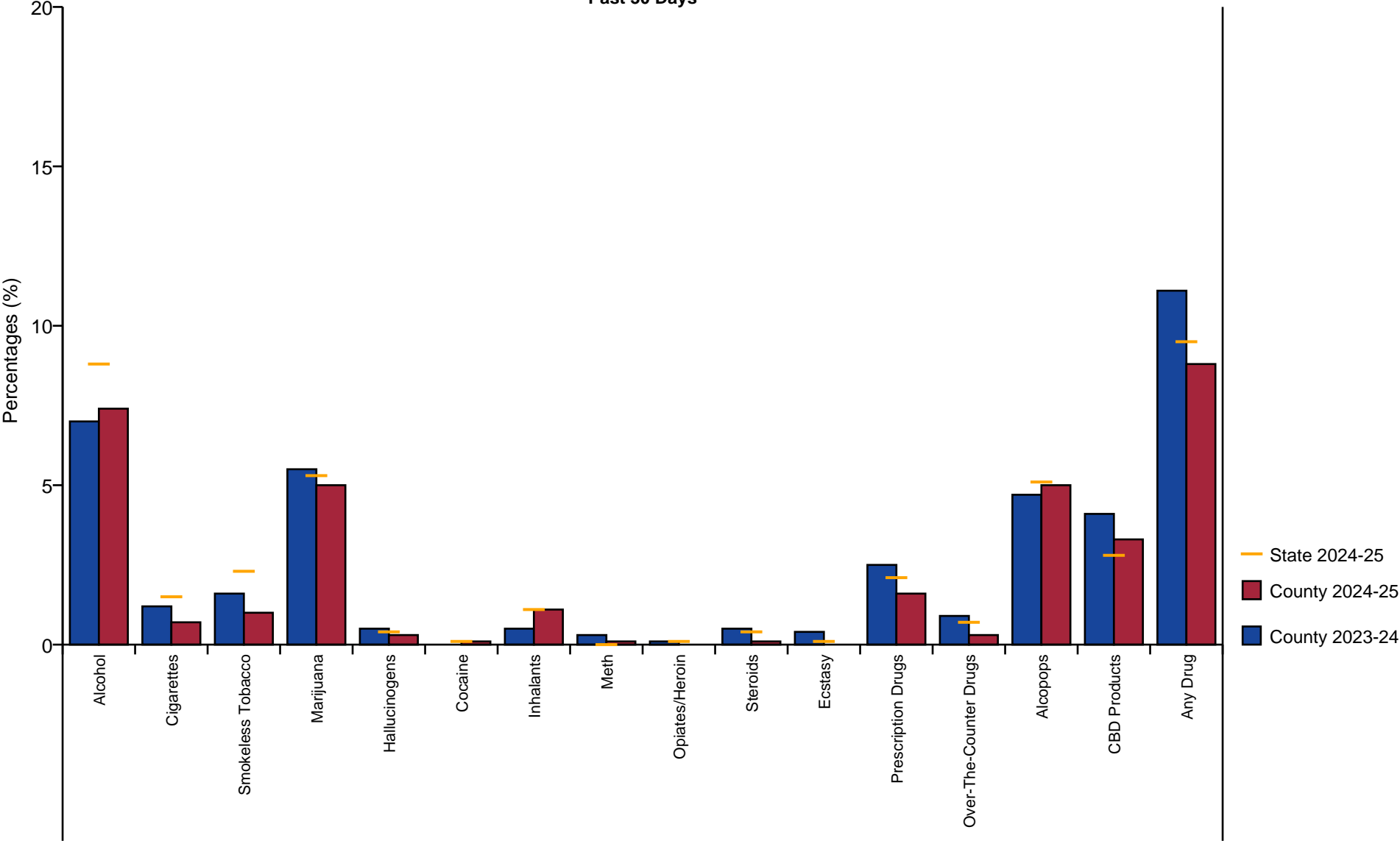


Any drug is calculated from marijuana, hallucinogens, cocaine, inhalants, meth, opiates/heroin, steroids, ecstasy, prescription drugs and over-the-counter drugs.

Figure 3.11: Alcohol, Tobacco and Other Drug Use - Grade 10

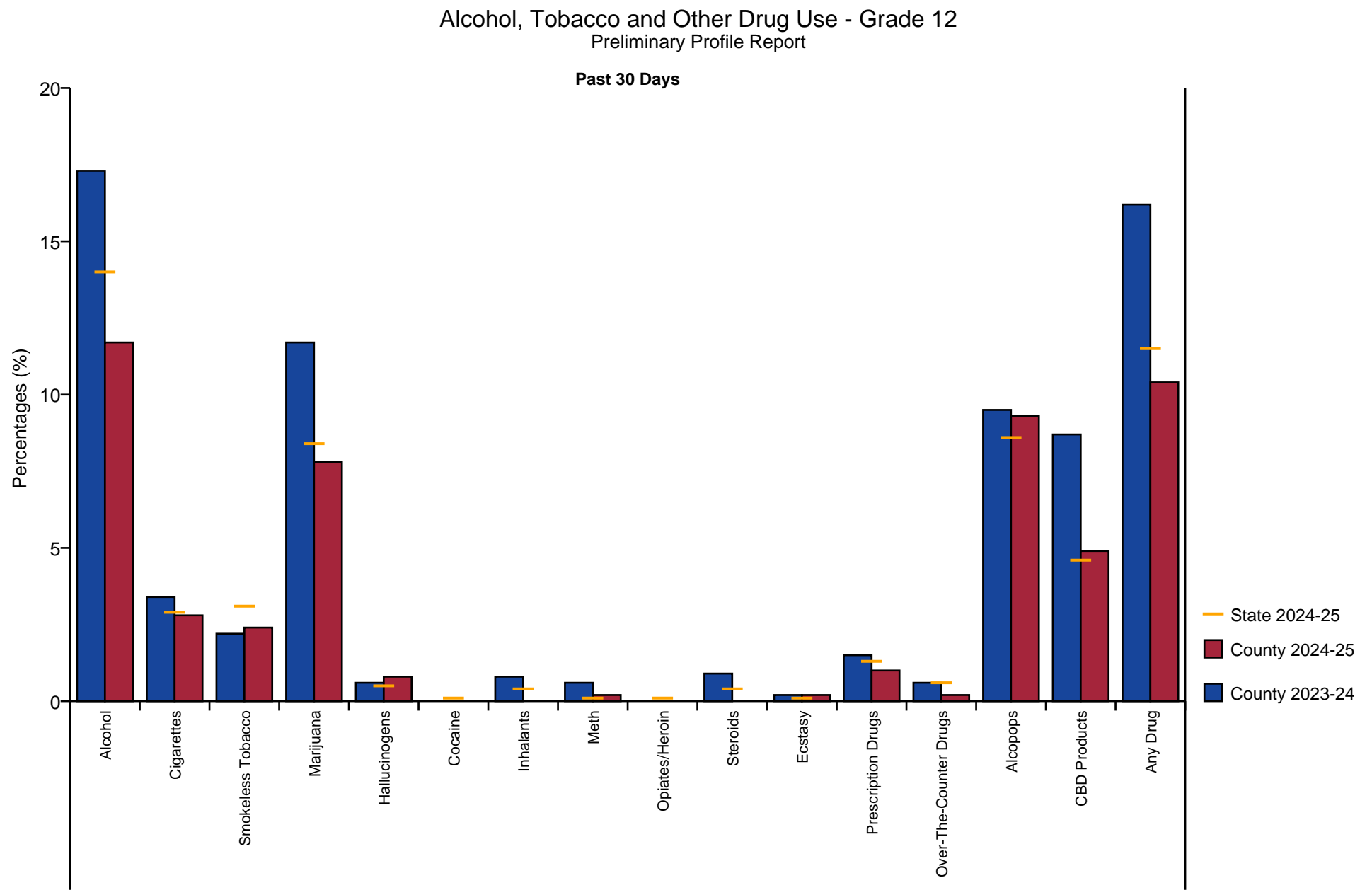
Alcohol, Tobacco and Other Drug Use - Grade 10
Preliminary Profile Report

Past 30 Days



Any drug is calculated from marijuana, hallucinogens, cocaine, inhalants, meth, opiates/heroin, steroids, ecstasy, prescription drugs and over-the-counter drugs.

Figure 3.12: Alcohol, Tobacco and Other Drug Use - Grade 12



Any drug is calculated from marijuana, hallucinogens, cocaine, inhalants, meth, opiates/heroin, steroids, ecstasy, prescription drugs and over-the-counter drugs.

Figure 3.13: Vaped Substance Use - Grade 6

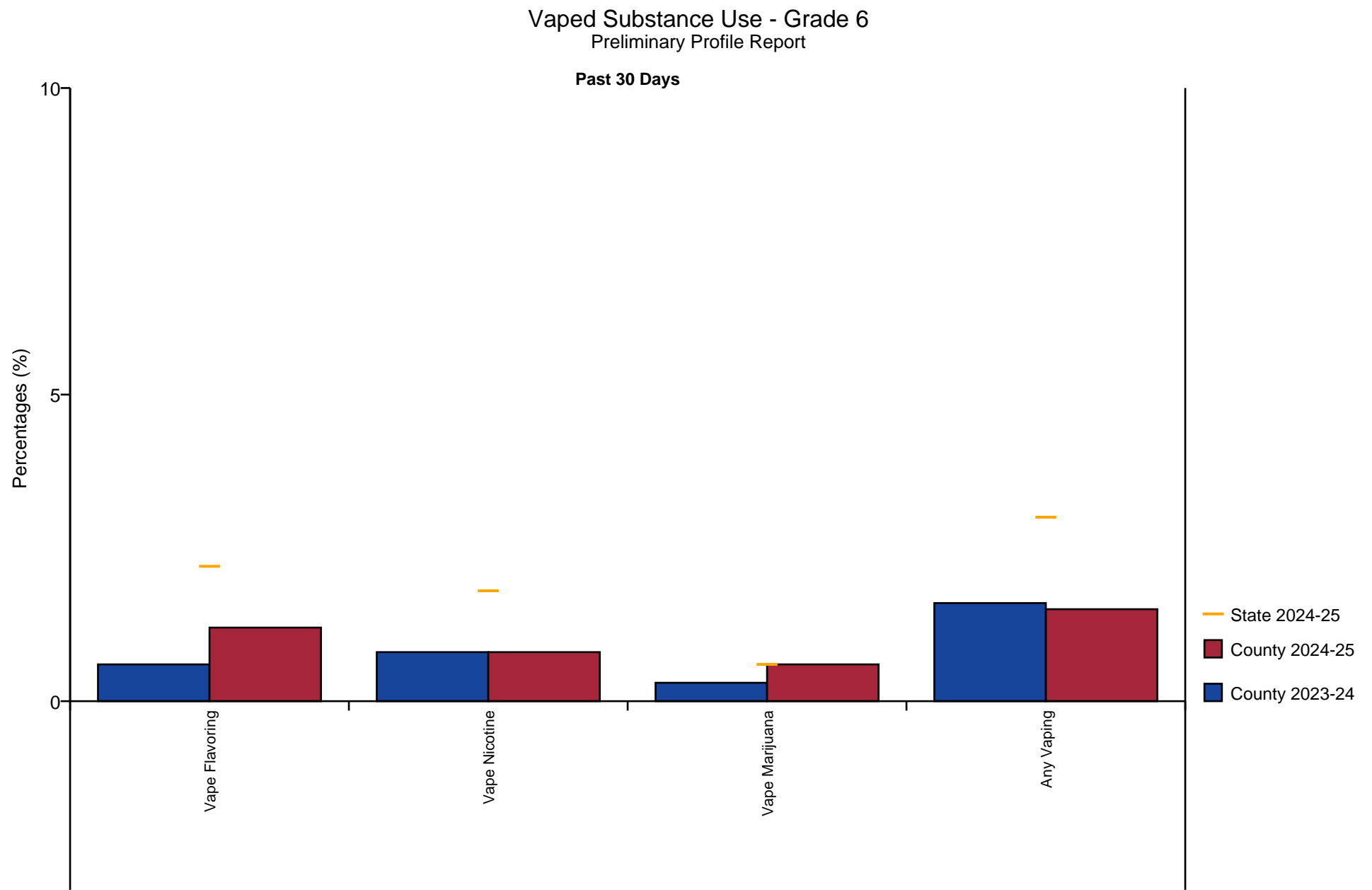


Figure 3.14: Vaped Substance Use - Grade 8

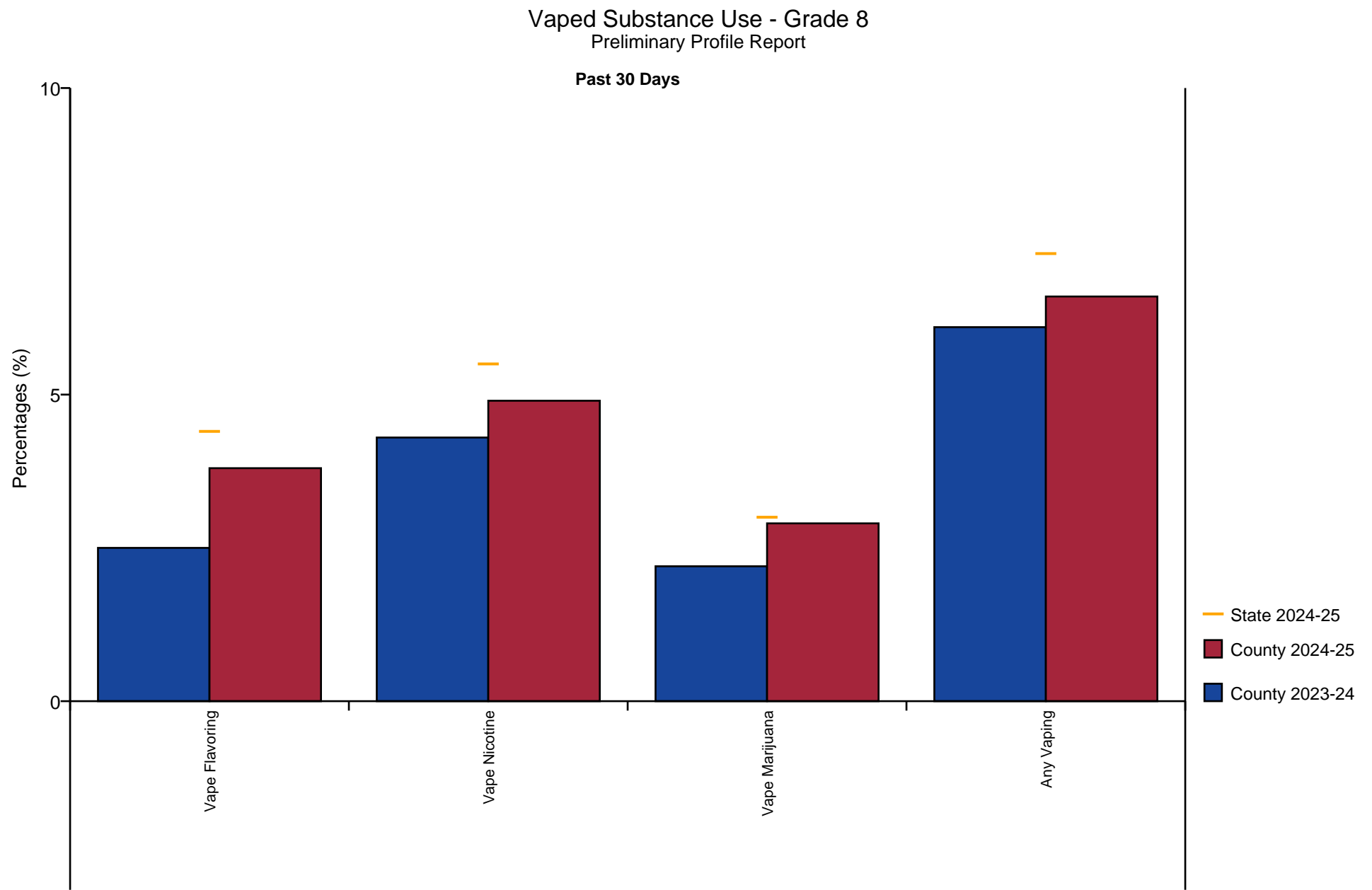


Figure 3.15: Vaped Substance Use - Grade 10

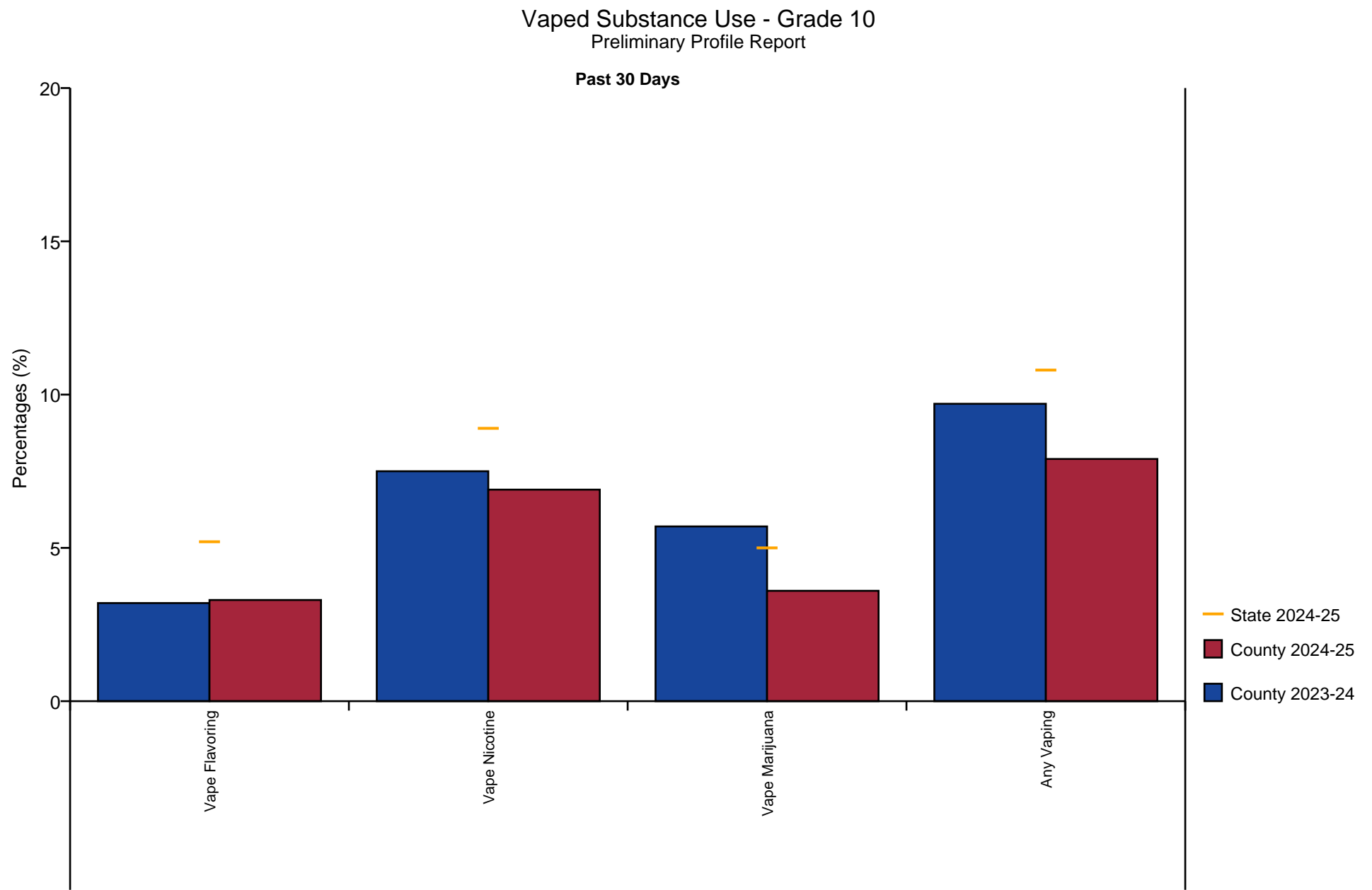


Figure 3.16: Vaped Substance Use - Grade 12

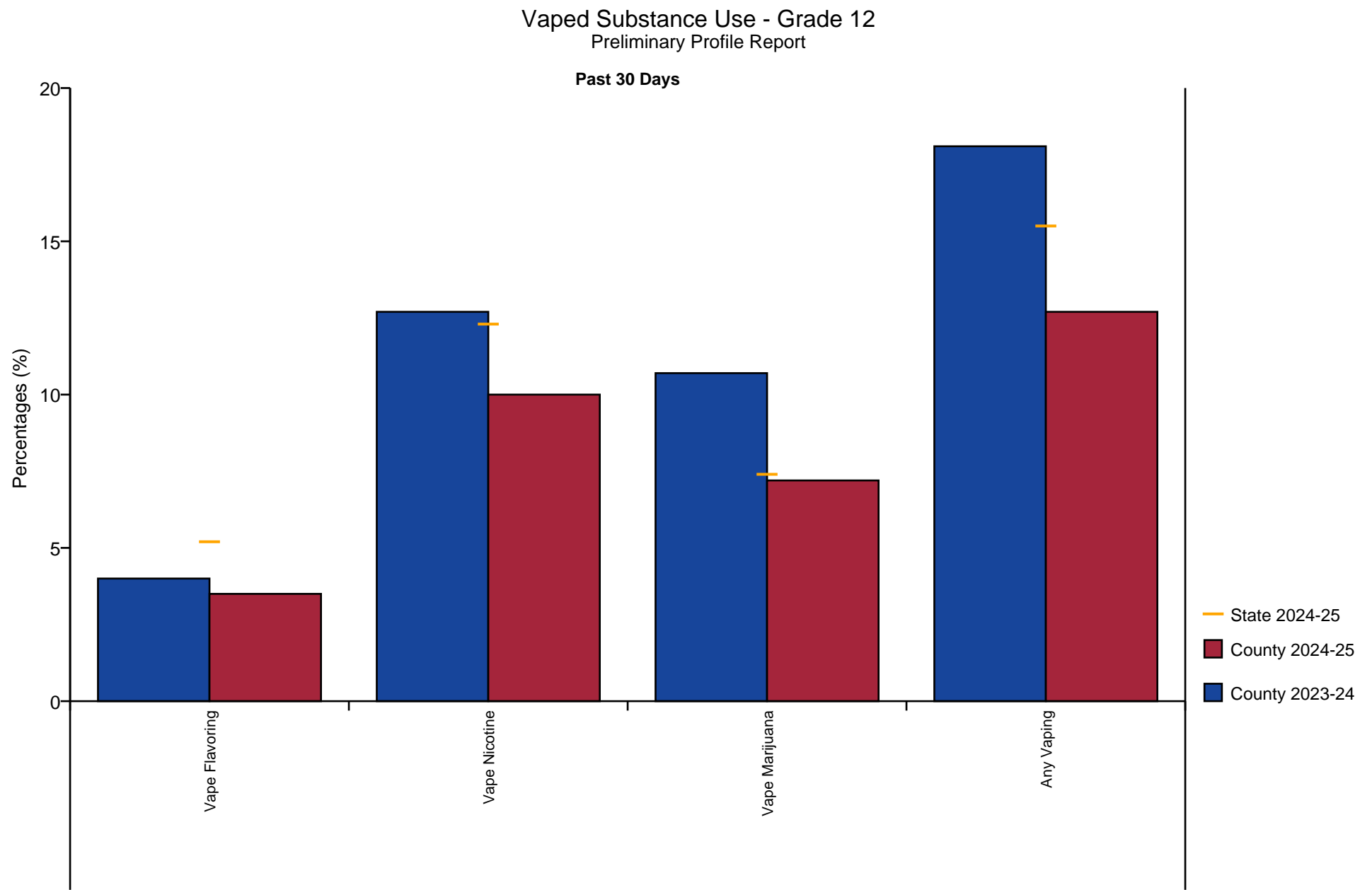
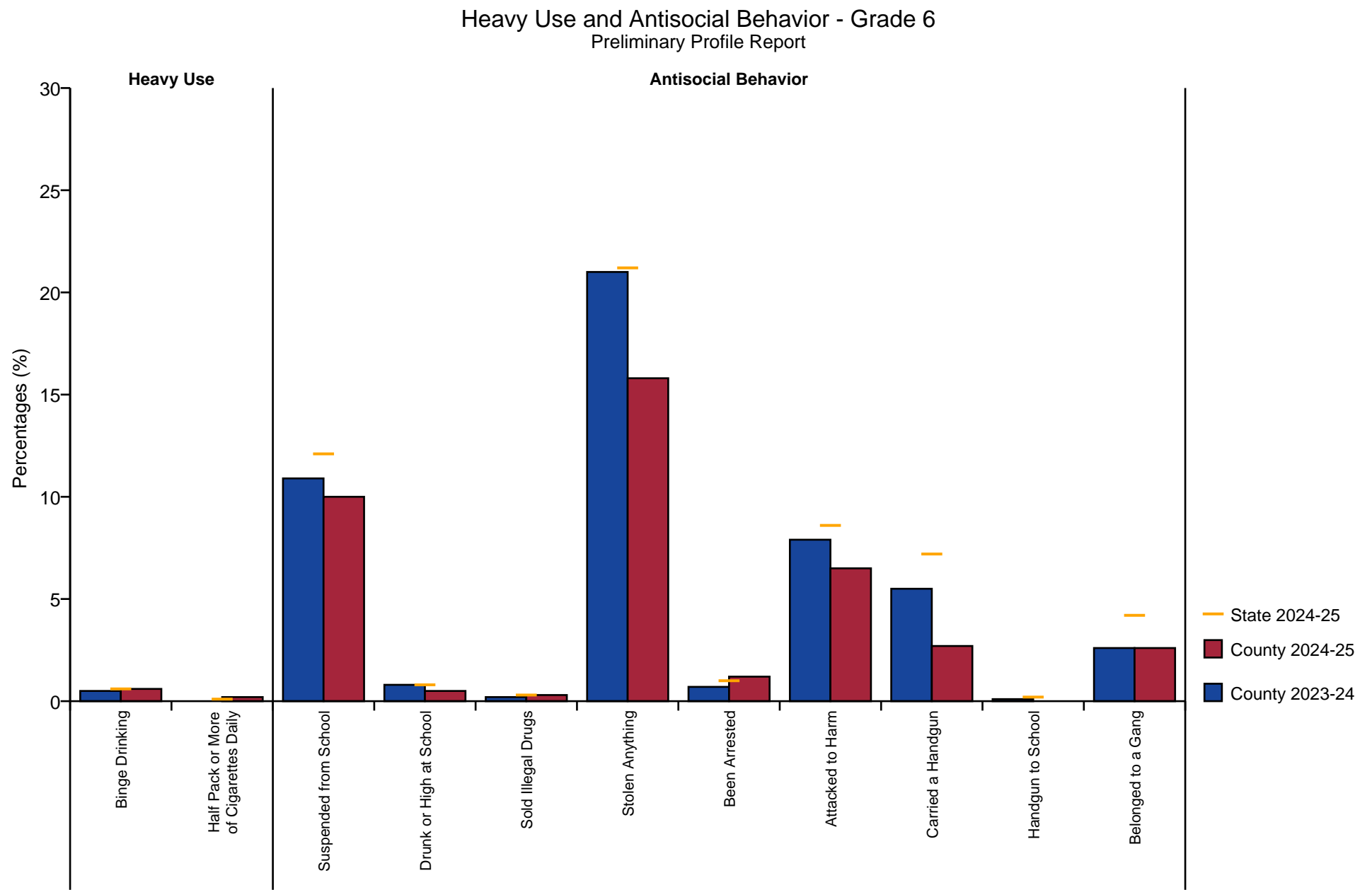
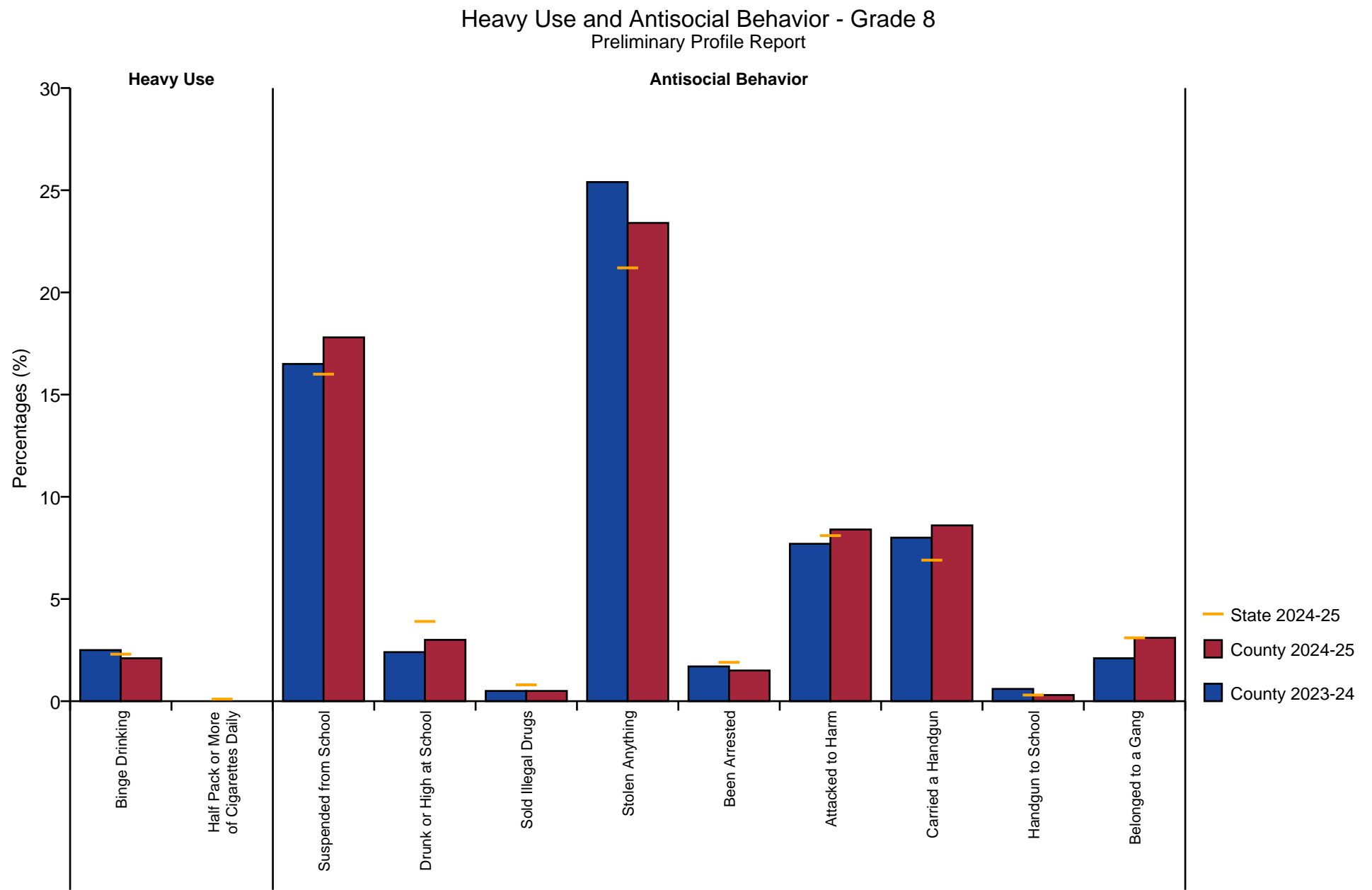


Figure 3.17: Heavy Use and Antisocial Behavior - Grade 6



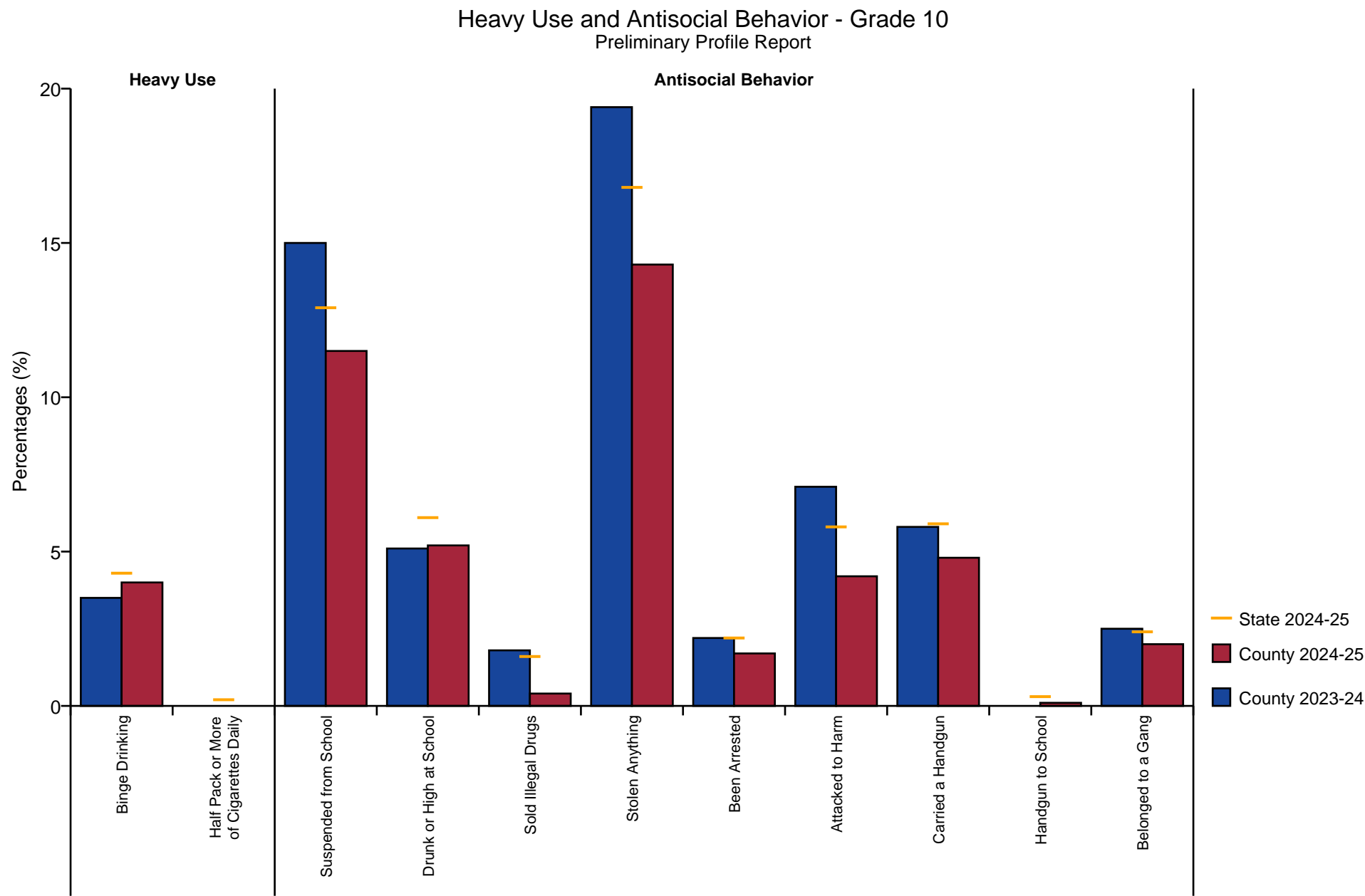
'Stolen Anything' was introduced in 2023. Data comparison for all prior years is not available.

Figure 3.18: Heavy Use and Antisocial Behavior - Grade 8



'Stolen Anything' was introduced in 2023. Data comparison for all prior years is not available.

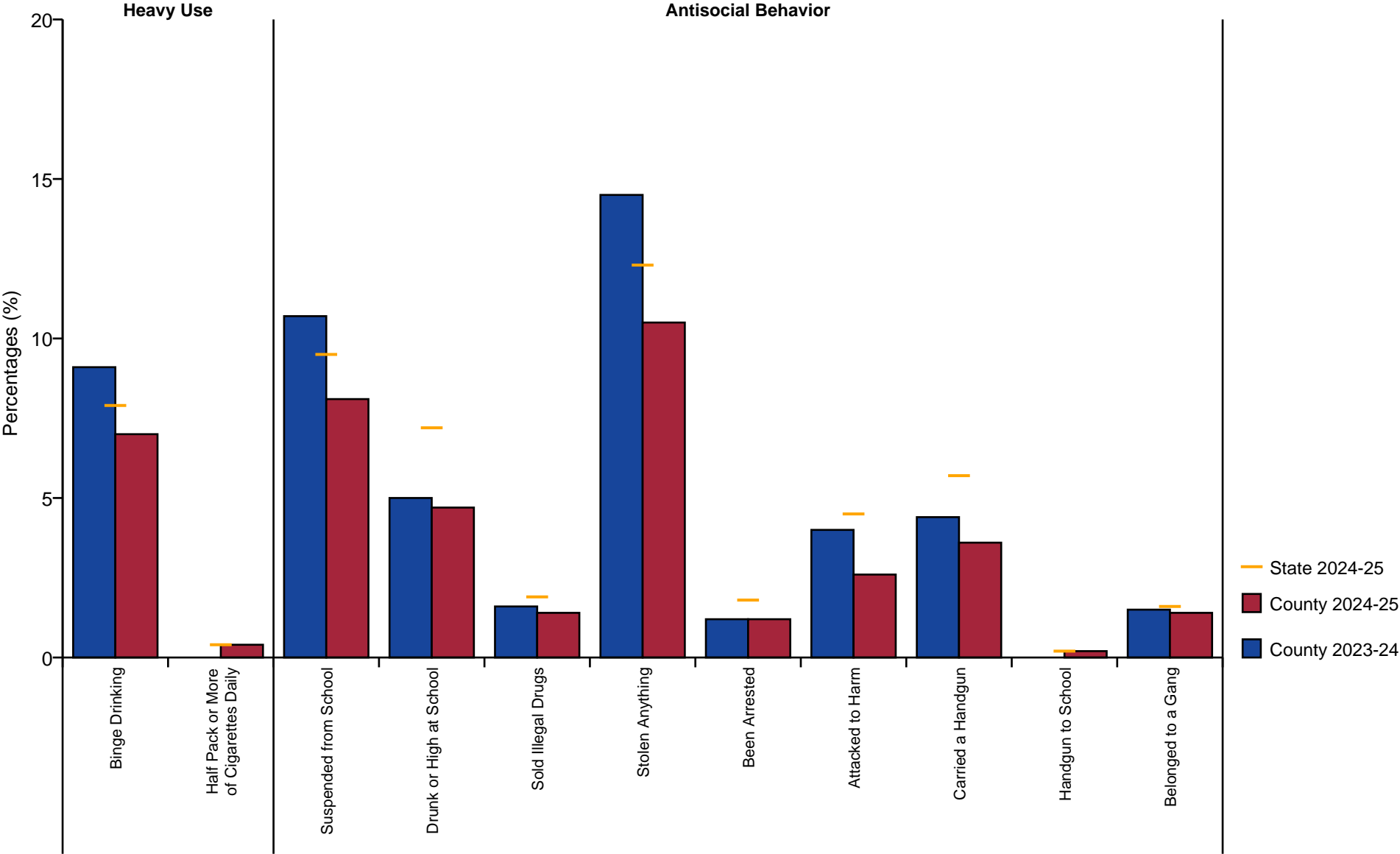
Figure 3.19: Heavy Use and Antisocial Behavior - Grade 10



'Stolen Anything' was introduced in 2023. Data comparison for all prior years is not available.

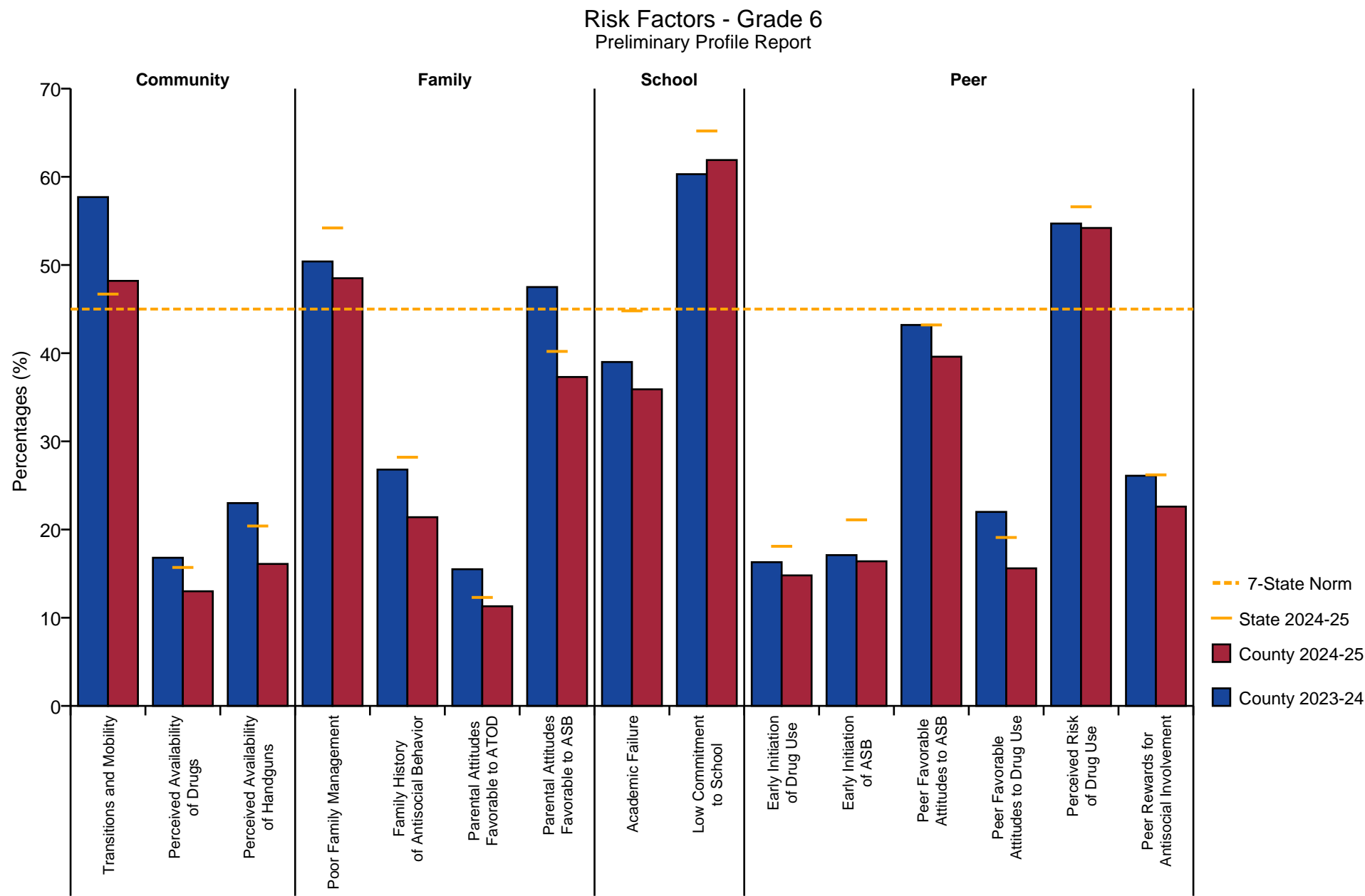
Figure 3.20: Heavy Use and Antisocial Behavior - Grade 12

Heavy Use and Antisocial Behavior - Grade 12
Preliminary Profile Report



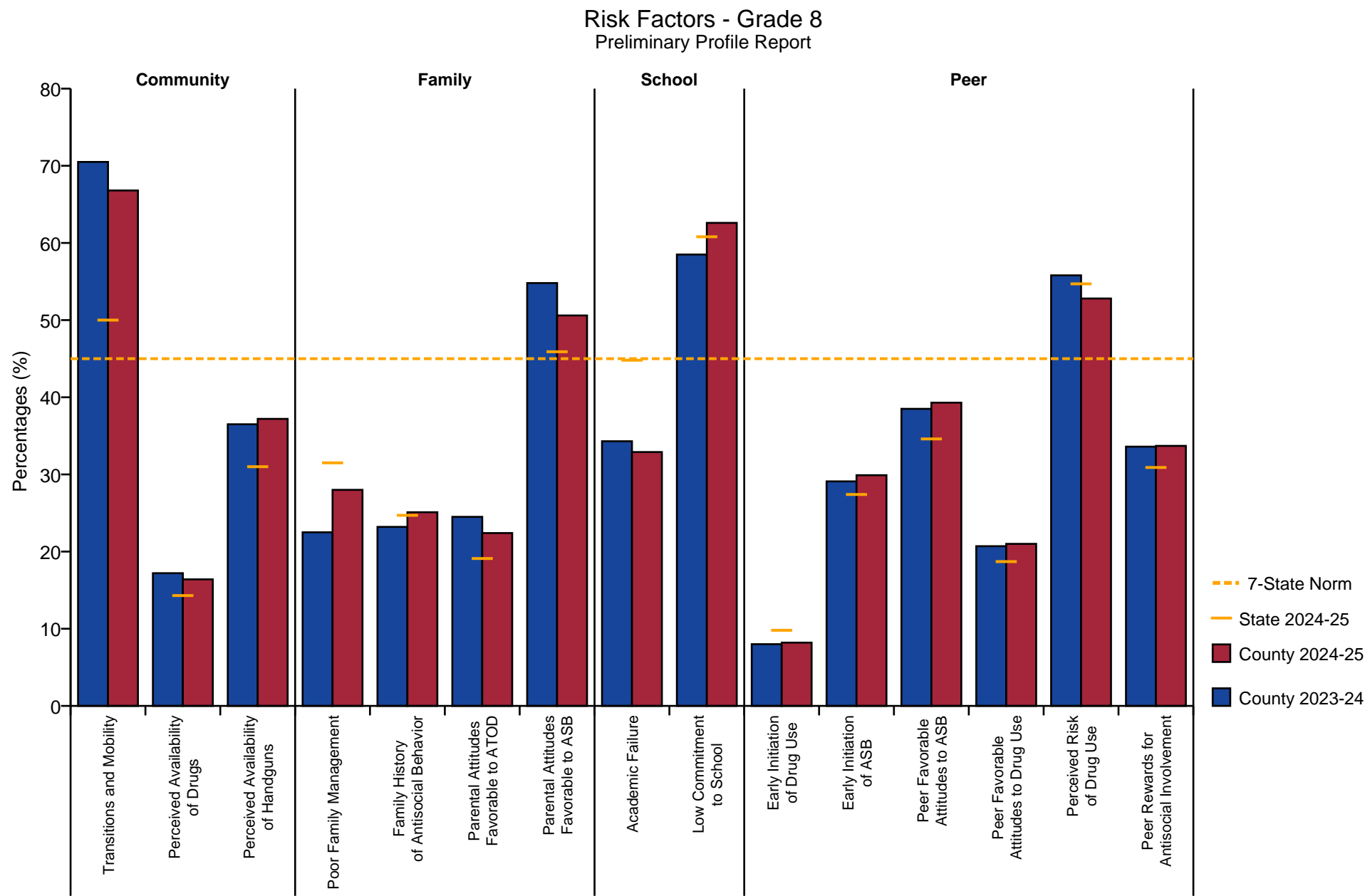
'Stolen Anything' was introduced in 2023. Data comparison for all prior years is not available.

Figure 3.21: Risk Factors - Grade 6



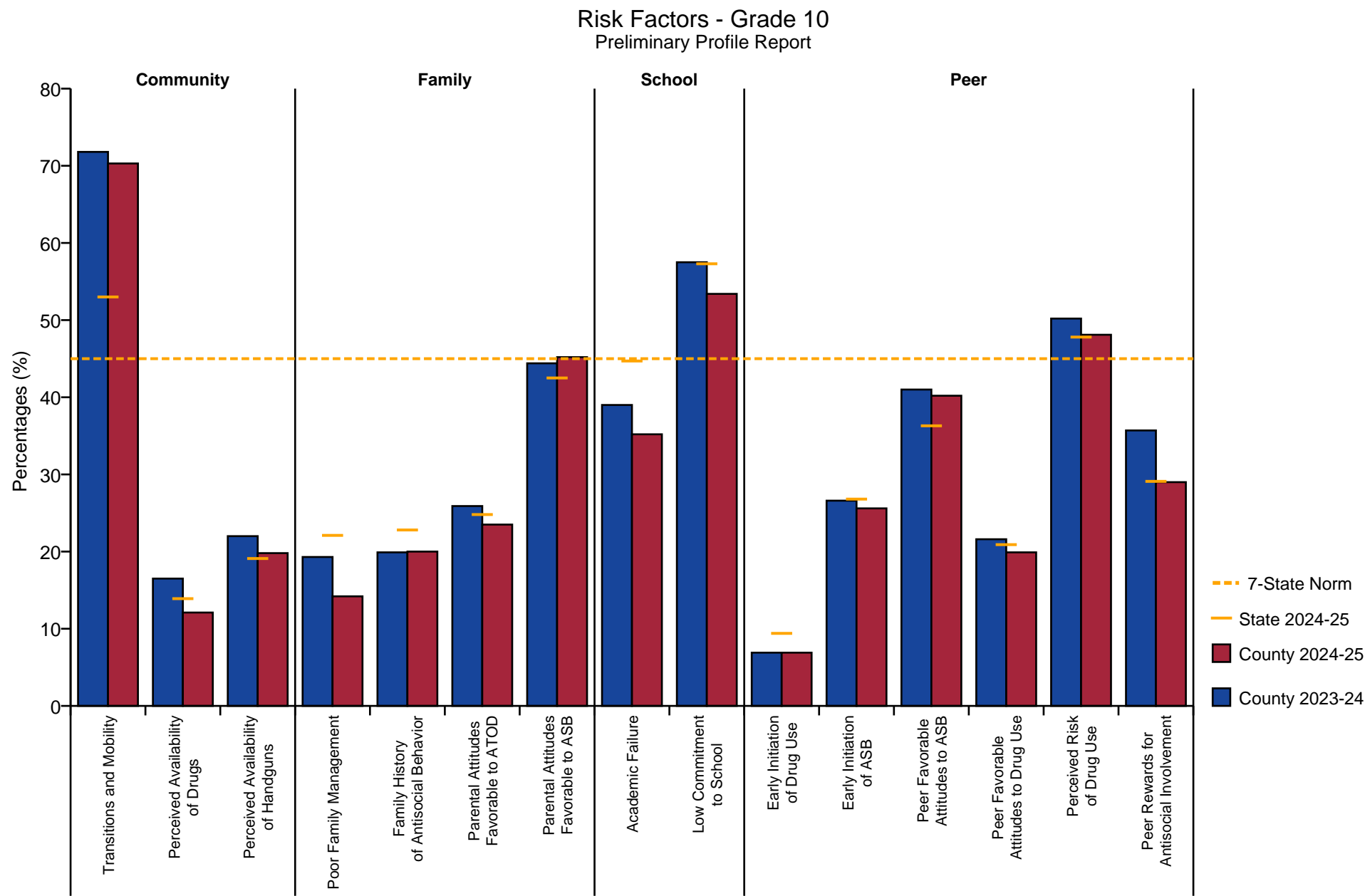
ATOD: Alcohol, Tobacco and Other Drug Use -- ASB: Anti-Social Behaviors

Figure 3.22: Risk Factors - Grade 8



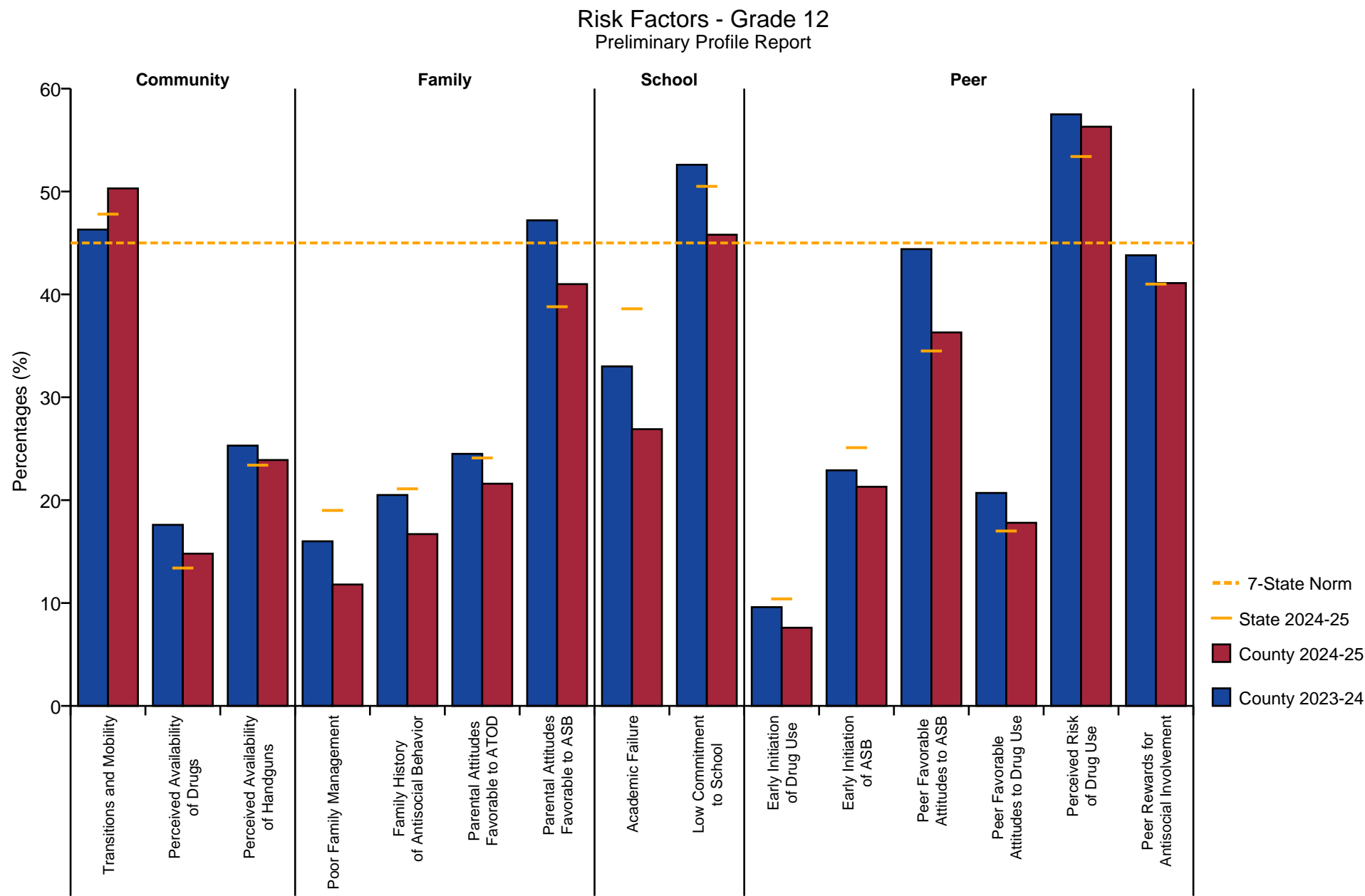
ATOD: Alcohol, Tobacco and Other Drug Use -- ASB: Anti-Social Behaviors

Figure 3.23: Risk Factors - Grade 10



ATOD: Alcohol, Tobacco and Other Drug Use -- ASB: Anti-Social Behaviors

Figure 3.24: Risk Factors - Grade 12



ATOD: Alcohol, Tobacco and Other Drug Use -- ASB: Anti-Social Behaviors

Figure 3.25: Protective Factors - Grade 6

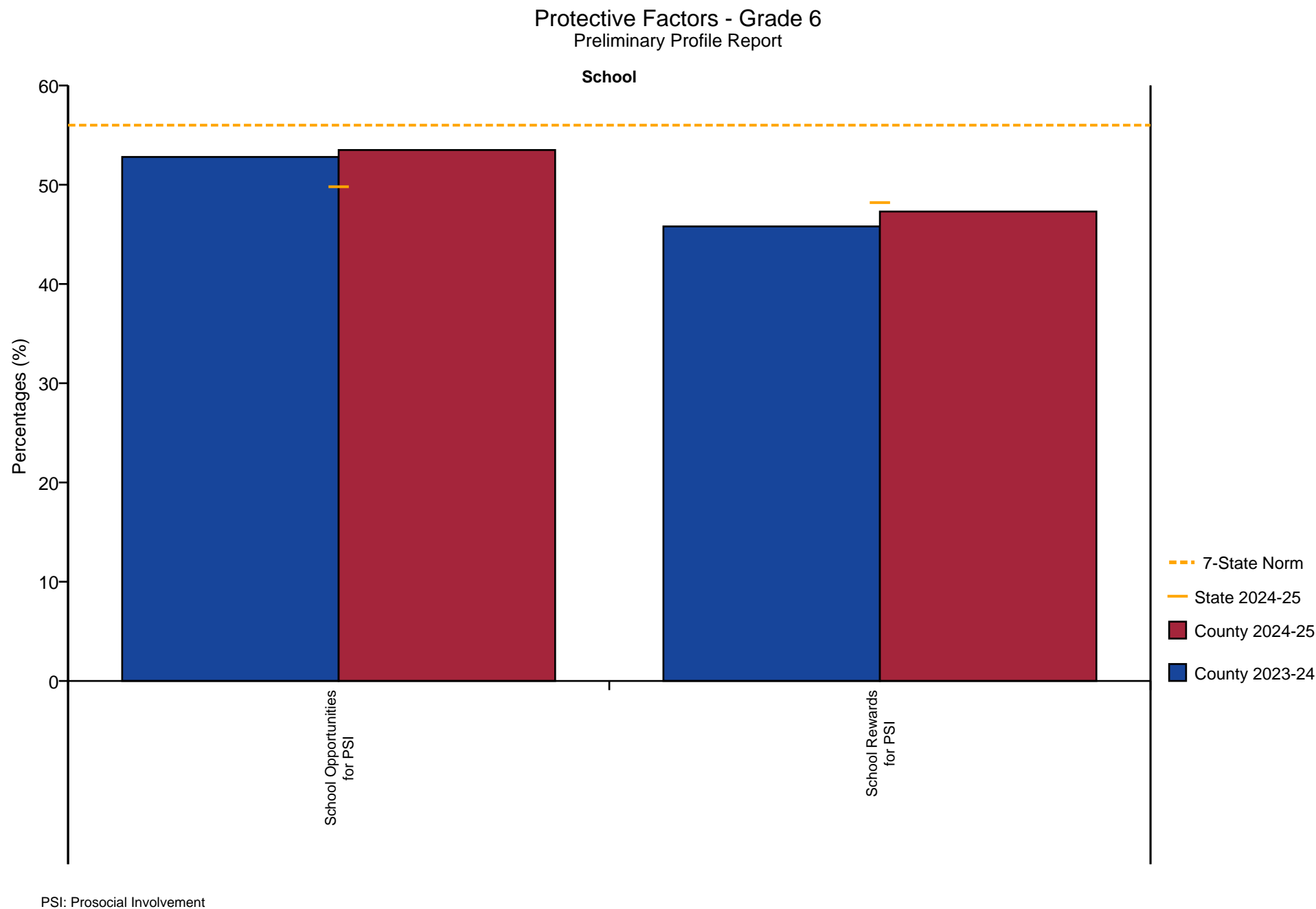


Figure 3.26: Protective Factors - Grade 8

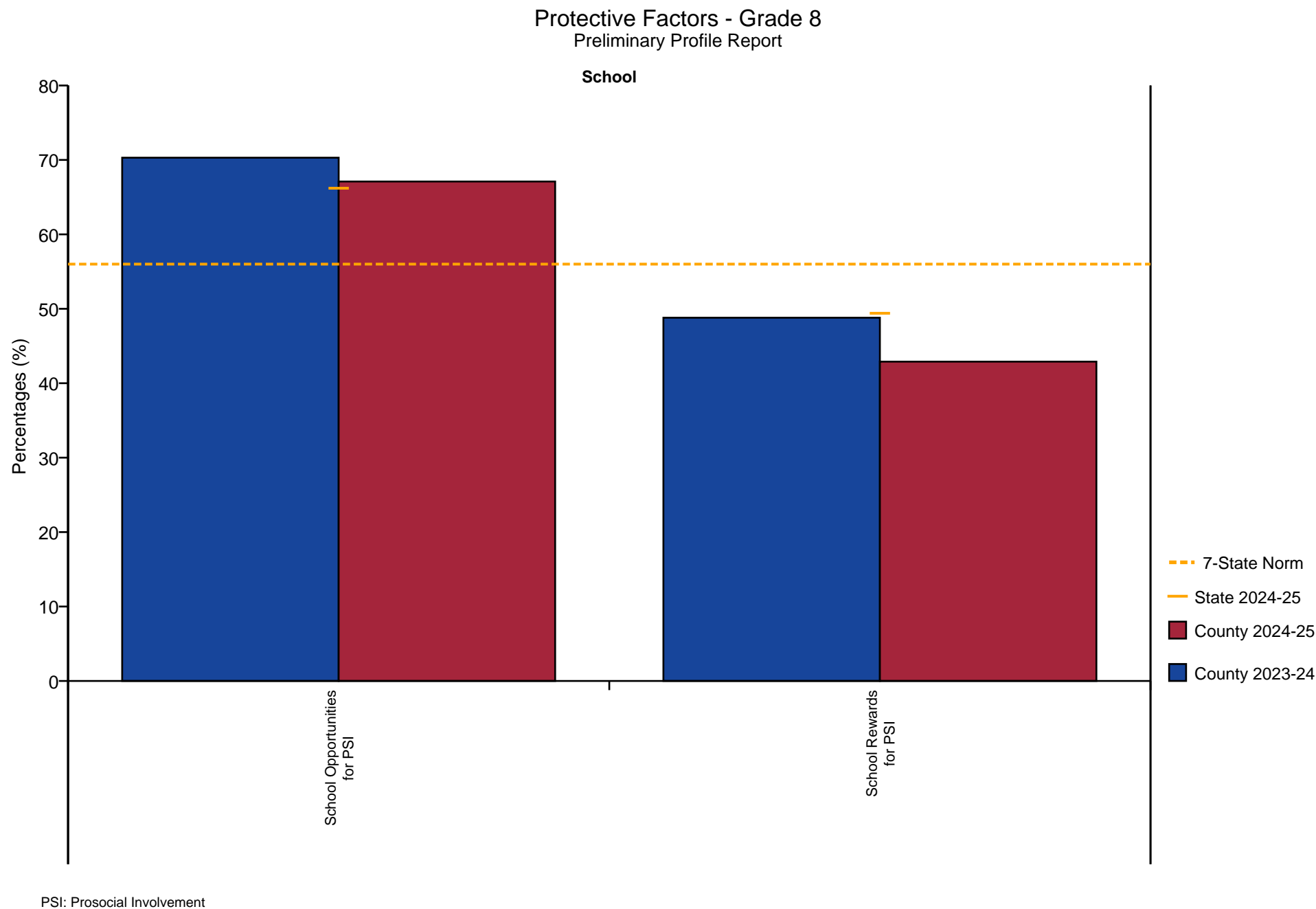


Figure 3.27: Protective Factors - Grade 10

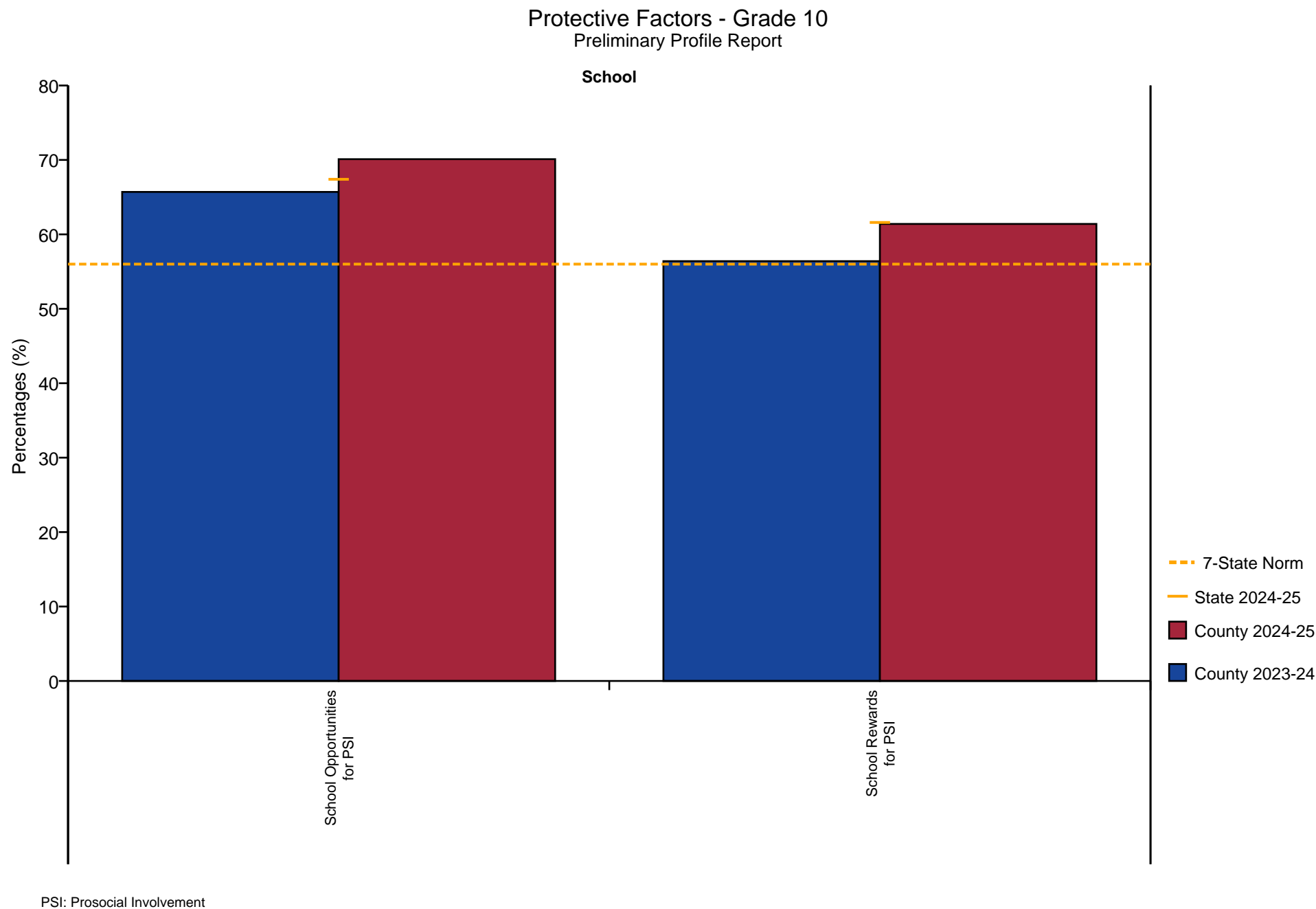


Figure 3.28: Protective Factors - Grade 12

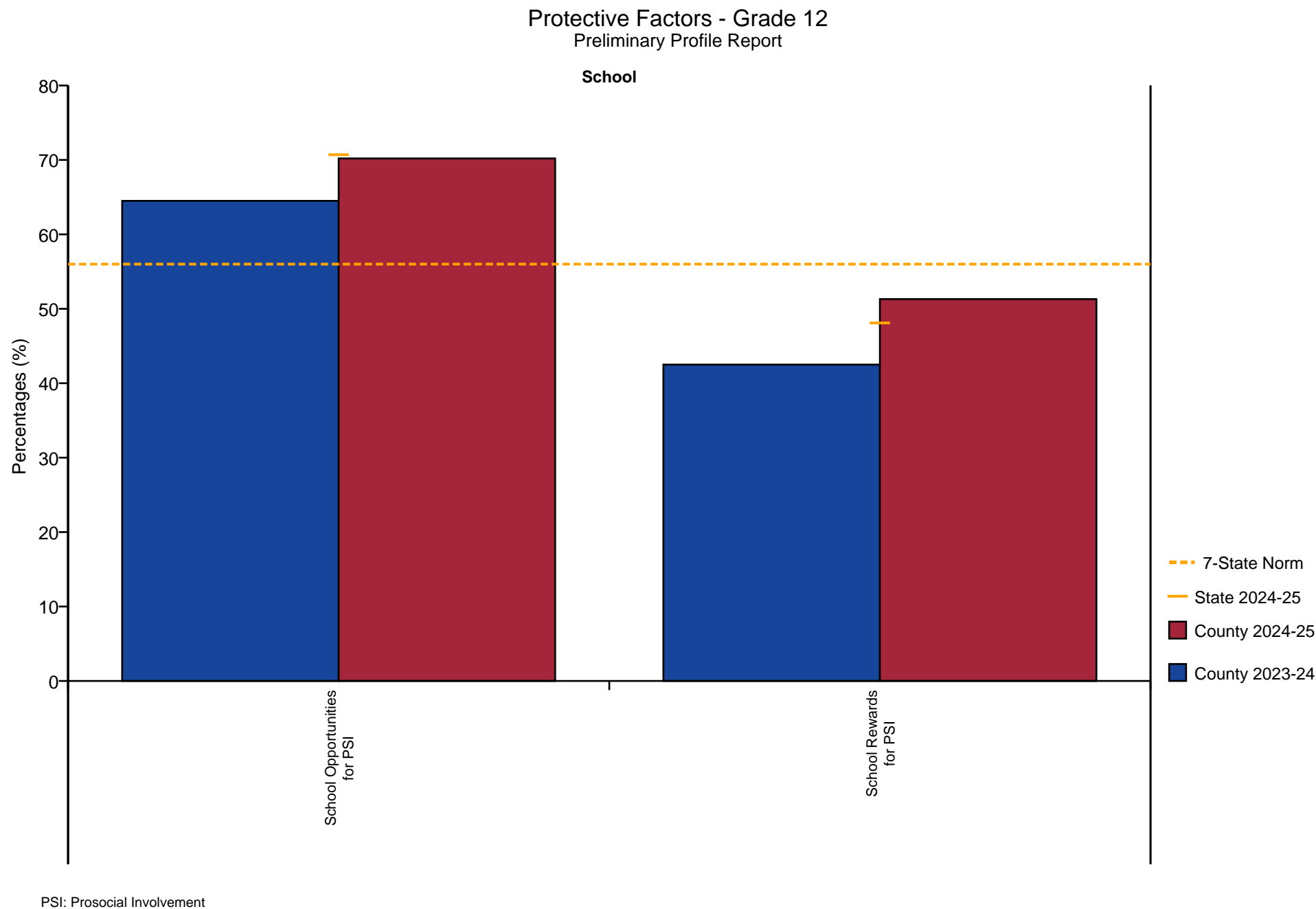


Figure 3.29: School Safety Profile - Grade 6

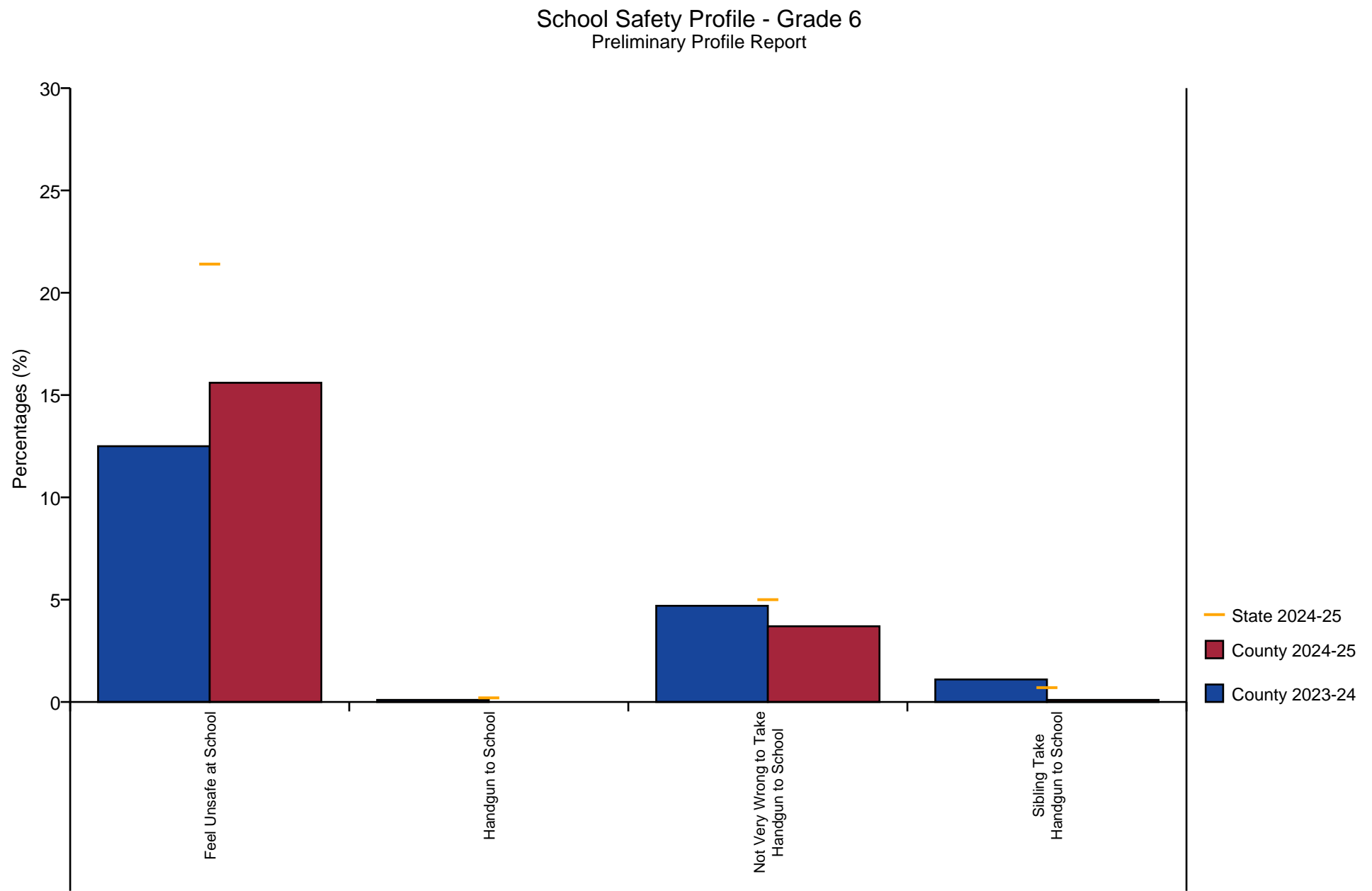


Figure 3.30: School Safety Profile - Grade 8

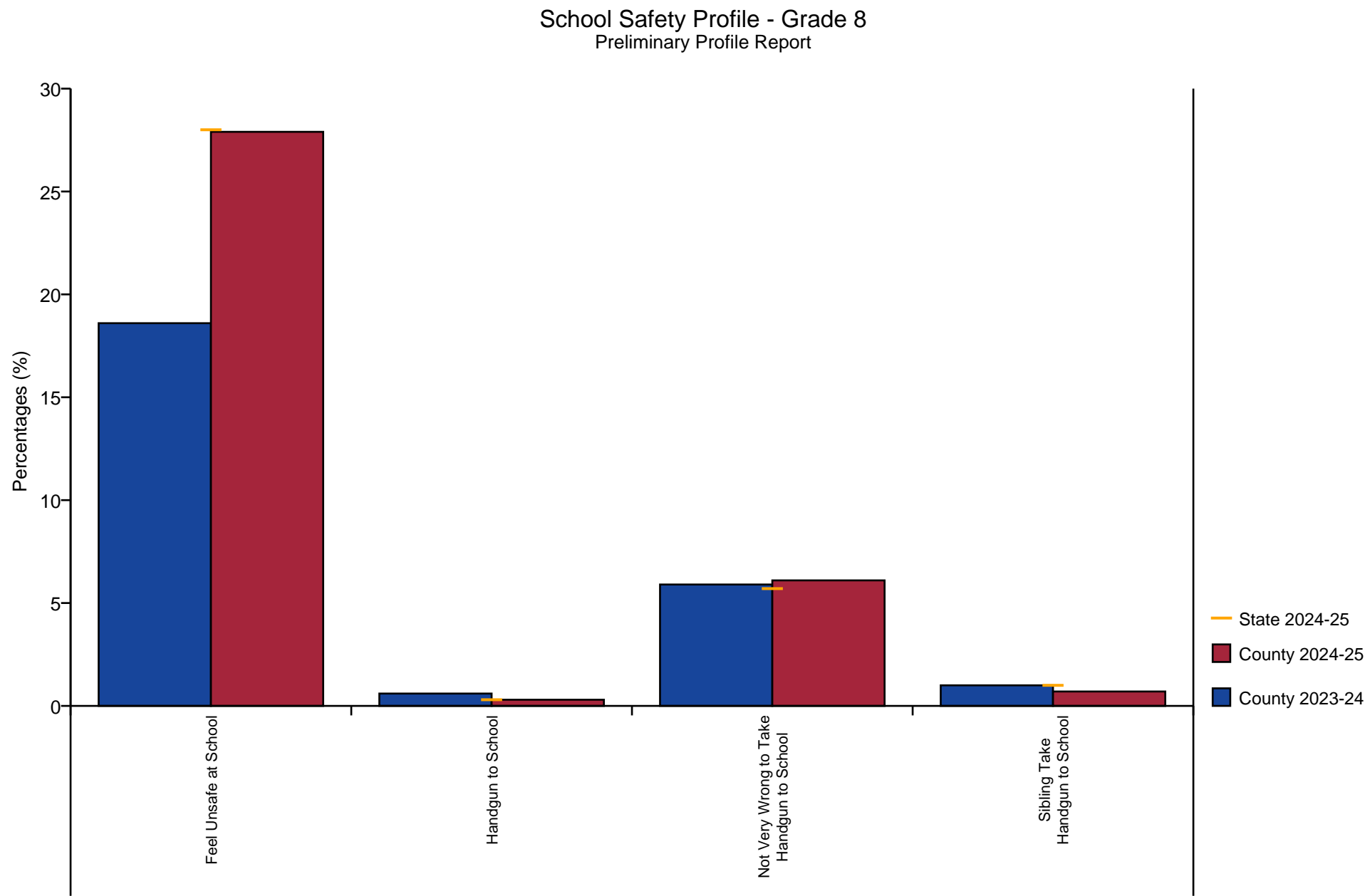


Figure 3.31: School Safety Profile - Grade 10

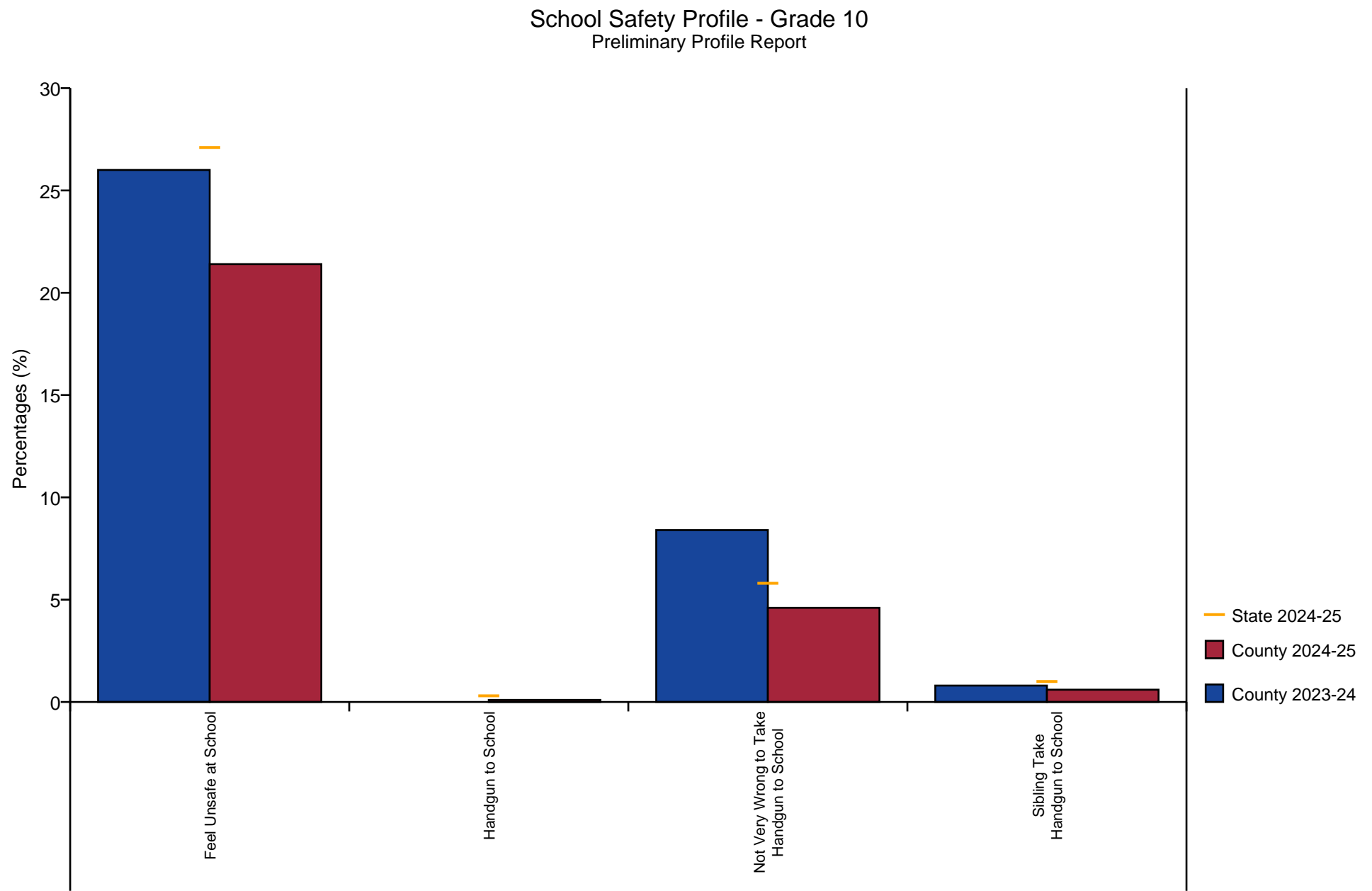


Figure 3.32: School Safety Profile - Grade 12

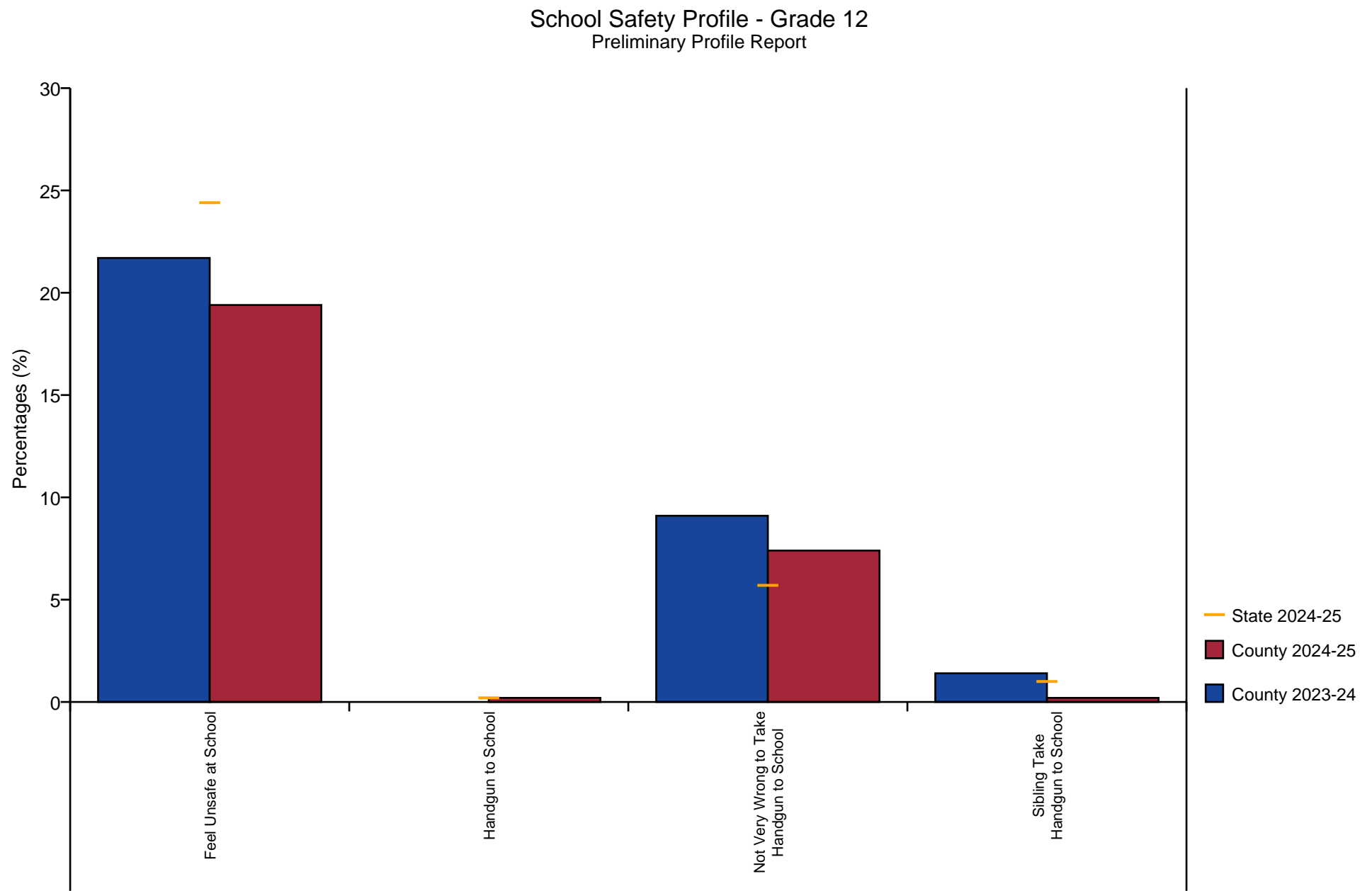
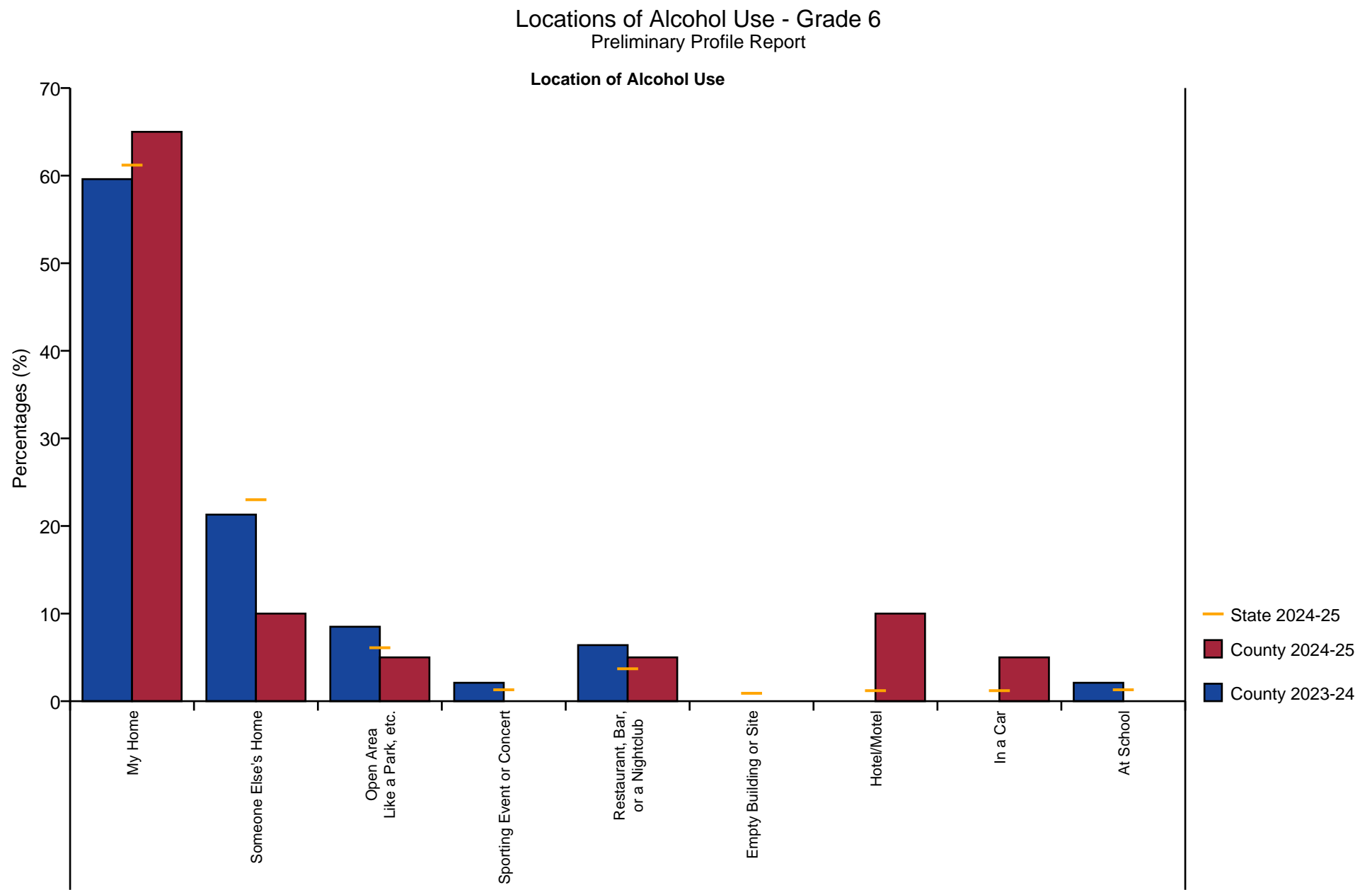
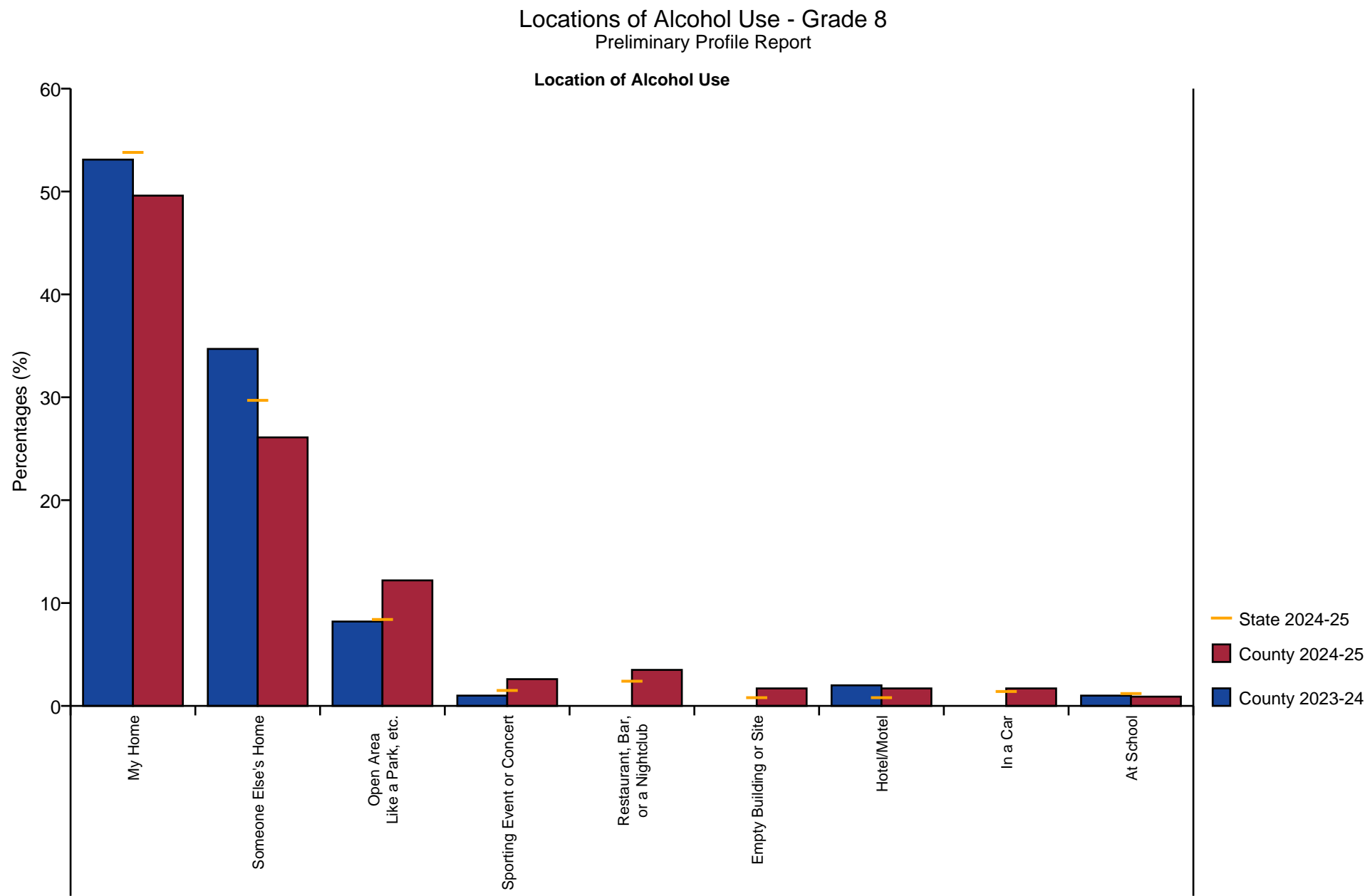


Figure 3.33: Locations of Alcohol Use - Grade 6



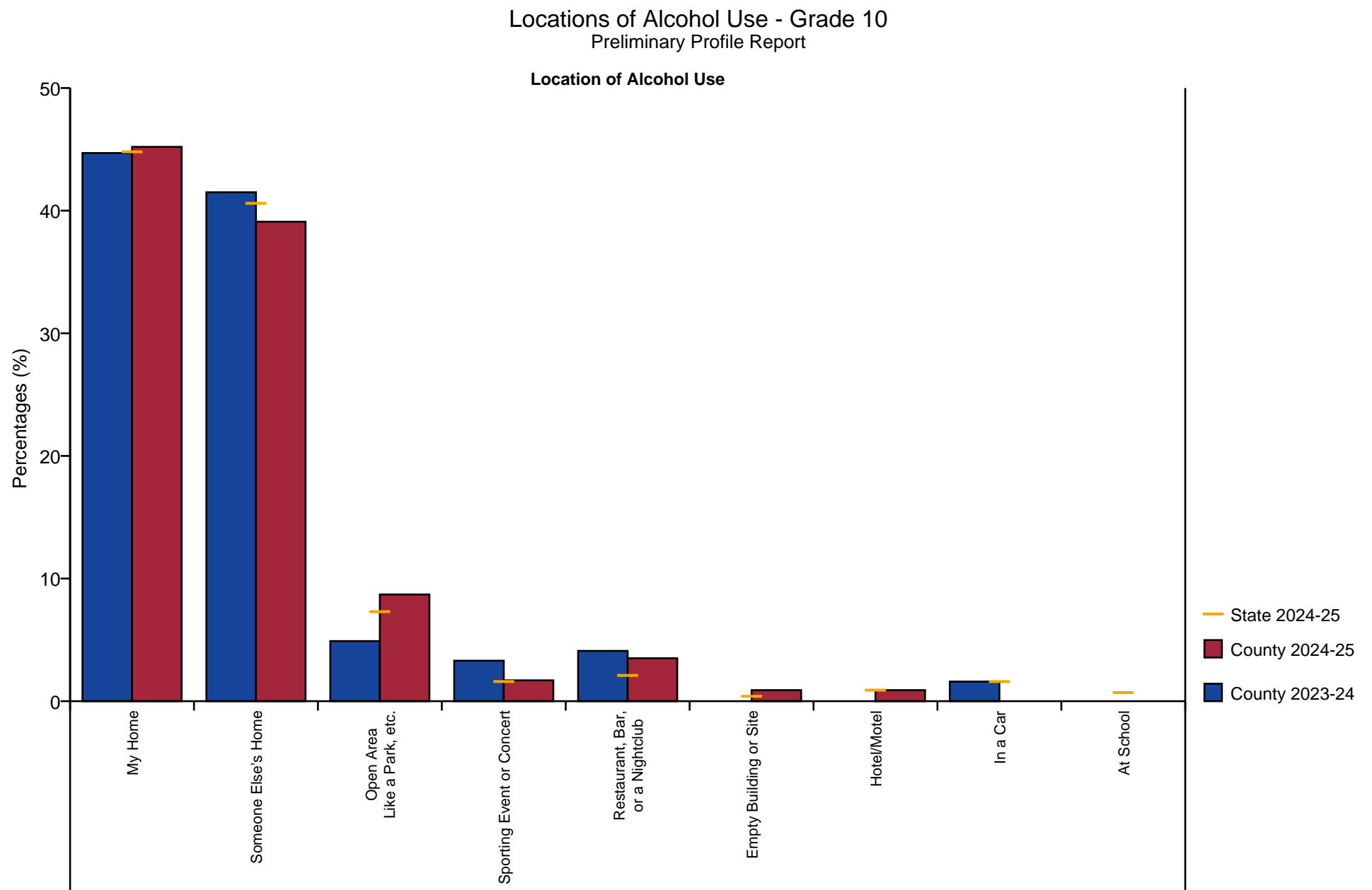
The response 'I did not drink alcohol in the past year' has been removed from this chart.

Figure 3.34: Locations of Alcohol Use - Grade 8



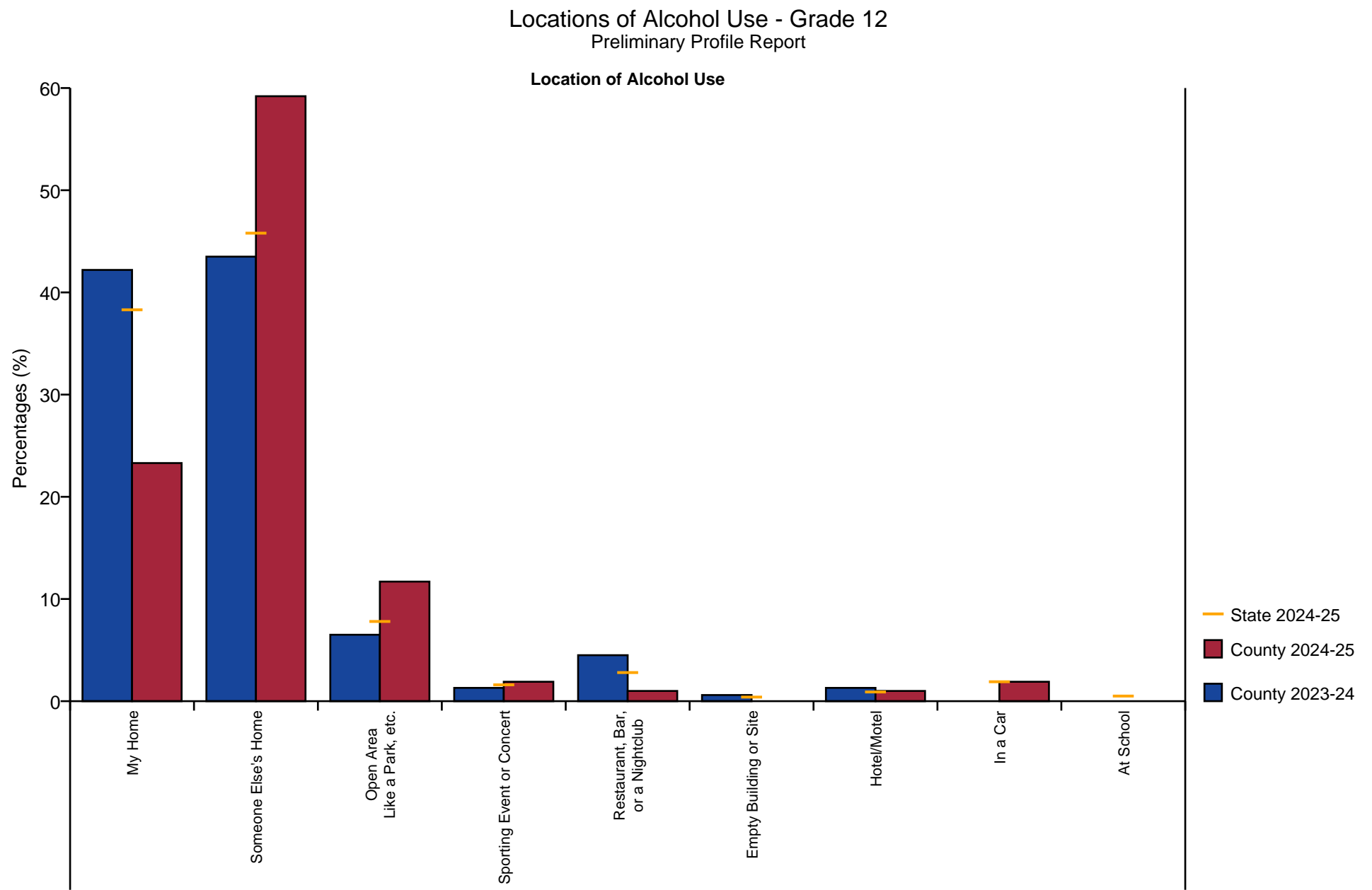
The response 'I did not drink alcohol in the past year' has been removed from this chart.

Figure 3.35: Locations of Alcohol Use - Grade 10



The response 'I did not drink alcohol in the past year' has been removed from this chart.

Figure 3.36: Locations of Alcohol Use - Grade 12



The response 'I did not drink alcohol in the past year' has been removed from this chart.

Table 3.2: Alcohol - Lifetime Use

| Grade | Group | 2021-22 | 2022-23 | 2023-24 | 2024-25 |
|-----------------|---------------|-------------|-------------|-------------|-------------|
| 6 | county | 10.3 | 11.9 | 12.1 | 8.2 |
| | state | 12.1 | 12.7 | 12.2 | 10.8 |
| 8 | county | 17.3 | 16.6 | 19.9 | 19.2 |
| | state | 20.3 | 19.9 | 19.5 | 18.2 |
| MTF | | 21.7 | 23.1 | 20.1 | 18.5 |
| 10 | county | 26.7 | 33.9 | 25.5 | 21.4 |
| | state | 30.3 | 29.8 | 27.0 | 24.0 |
| MTF | | 34.7 | 41.1 | 35.8 | 32.0 |
| 12 | county | 36.8 | 38.0 | 36.9 | 27.2 |
| | state | 38.3 | 37.1 | 33.3 | 31.8 |
| MTF | | 54.1 | 61.6 | 52.8 | 48.7 |
| Combined | county | 19.3 | 24.4 | 21.5 | 17.9 |
| | state | 23.3 | 23.0 | 21.2 | 19.4 |

MTF=Monitoring the Future, a national survey of 8th, 10th and 12th graders.

Table 3.3: Cigarettes - Lifetime Use

| Grade | Group | 2021-22 | 2022-23 | 2023-24 | 2024-25 |
|-----------------|---------------|-------------|------------|------------|------------|
| 6 | county | 2.6 | 2.8 | 1.6 | 2.0 |
| | state | 4.6 | 4.5 | 3.8 | 3.8 |
| 8 | county | 5.6 | 6.0 | 4.8 | 6.1 |
| | state | 9.1 | 7.9 | 7.2 | 6.7 |
| MTF | | 7.0 | 6.1 | 5.8 | 5.4 |
| 10 | county | 8.1 | 8.7 | 7.5 | 5.1 |
| | state | 13.4 | 11.8 | 11.1 | 9.5 |
| MTF | | 10.0 | 10.2 | 9.4 | 8.4 |
| 12 | county | 15.1 | 12.2 | 11.5 | 11.3 |
| | state | 18.0 | 15.7 | 14.7 | 13.8 |
| MTF | | 17.8 | 16.8 | 15.0 | 14.5 |
| Combined | county | 6.3 | 7.2 | 5.5 | 5.5 |
| | state | 10.3 | 9.1 | 8.3 | 7.6 |

MTF=Monitoring the Future, a national survey of 8th, 10th and 12th graders.

Table 3.4: Smokeless Tobacco - Lifetime Use

| Grade | Group | 2021-22 | 2022-23 | 2023-24 | 2024-25 |
|-----------------|---------------|------------|------------|------------|------------|
| 6 | county | 1.6 | 2.8 | 1.6 | 1.5 |
| | state | 3.4 | 3.4 | 2.9 | 3.4 |
| 8 | county | 1.6 | 1.7 | 2.6 | 3.9 |
| | state | 5.6 | 4.8 | 4.6 | 4.9 |
| MTF | | 4.6 | 3.9 | 4.5 | 3.7 |
| 10 | county | 4.0 | 4.6 | 3.3 | 4.0 |
| | state | 8.5 | 7.0 | 7.0 | 6.3 |
| MTF | | 4.9 | 5.8 | 5.5 | 4.6 |
| 12 | county | 9.8 | 7.2 | 5.0 | 6.0 |
| | state | 11.5 | 10.0 | 8.9 | 7.8 |
| MTF | | 8.6 | 10.3 | 7.8 | 7.7 |
| Combined | county | 3.1 | 3.8 | 2.8 | 3.6 |
| | state | 6.6 | 5.8 | 5.3 | 5.2 |

MTF=Monitoring the Future, a national survey of 8th, 10th and 12th graders.

Table 3.5: Marijuana - Lifetime Use

| Grade | Group | 2021-22 | 2022-23 | 2023-24 | 2024-25 |
|-----------------|---------------|-------------|-------------|------------|------------|
| 6 | county | 1.9 | 1.8 | 1.1 | 0.7 |
| | state | 1.7 | 1.6 | 1.5 | 1.4 |
| 8 | county | 3.7 | 5.3 | 6.4 | 5.9 |
| | state | 7.1 | 7.3 | 6.7 | 6.3 |
| MTF | | 10.2 | 11.0 | 11.5 | 10.6 |
| 10 | county | 8.9 | 16.3 | 11.9 | 9.5 |
| | state | 15.9 | 16.4 | 13.9 | 12.1 |
| MTF | | 22.0 | 24.2 | 22.5 | 21.2 |
| 12 | county | 24.5 | 20.5 | 20.5 | 16.9 |
| | state | 24.7 | 23.5 | 21.5 | 19.7 |
| MTF | | 38.6 | 38.3 | 36.5 | 34.4 |
| Combined | county | 6.8 | 10.5 | 8.2 | 7.0 |
| | state | 10.5 | 10.5 | 9.2 | 8.2 |

MTF=Monitoring the Future, a national survey of 8th, 10th and 12th graders.

Table 3.6: Hallucinogens - Lifetime Use

| Grade | Group | 2021-22 | 2022-23 | 2023-24 | 2024-25 |
|-----------------|---------------|------------|------------|------------|------------|
| 6 | county | 0.4 | 0.0 | 0.3 | 0.0 |
| | state | 0.2 | 0.1 | 0.2 | 0.2 |
| 8 | county | 0.2 | 0.3 | 0.6 | 1.1 |
| | state | 0.6 | 0.6 | 0.6 | 0.6 |
| MTF | | 1.2 | 1.0 | 1.1 | 0.8 |
| 10 | county | 0.9 | 2.2 | 0.6 | 1.0 |
| | state | 1.6 | 1.6 | 1.5 | 1.2 |
| MTF | | 2.5 | 2.1 | 2.1 | 1.4 |
| 12 | county | 2.4 | 1.2 | 2.1 | 3.3 |
| | state | 3.5 | 3.2 | 3.1 | 2.6 |
| MTF | | 4.9 | 4.4 | 3.1 | 2.3 |
| Combined | county | 0.7 | 0.9 | 0.8 | 1.1 |
| | state | 1.2 | 1.1 | 1.1 | 0.9 |

MTF=Monitoring the Future, a national survey of 8th, 10th and 12th graders.

Table 3.7: Cocaine - Lifetime Use

| Grade | Group | 2021-22 | 2022-23 | 2023-24 | 2024-25 |
|-----------------|---------------|------------|------------|------------|------------|
| 6 | county | 0.4 | 0.0 | 0.0 | 0.0 |
| | state | 0.3 | 0.3 | 0.3 | 0.2 |
| 8 | county | 0.3 | 0.3 | 0.2 | 0.2 |
| | state | 0.3 | 0.5 | 0.3 | 0.4 |
| MTF | | 0.6 | 0.8 | 1.0 | 0.6 |
| 10 | county | 0.4 | 0.6 | 0.8 | 0.6 |
| | state | 0.6 | 0.5 | 0.6 | 0.3 |
| MTF | | 1.2 | 0.8 | 1.0 | 1.0 |
| 12 | county | 0.6 | 0.0 | 0.4 | 0.4 |
| | state | 0.9 | 1.0 | 0.6 | 0.5 |
| MTF | | 2.5 | 2.4 | 1.3 | 1.6 |
| Combined | county | 0.4 | 0.2 | 0.3 | 0.3 |
| | state | 0.5 | 0.5 | 0.4 | 0.3 |

MTF=Monitoring the Future, a national survey of 8th, 10th and 12th graders.

Table 3.8: Inhalants - Lifetime Use

| Grade | Group | 2021-22 | 2022-23 | 2023-24 | 2024-25 |
|-----------------|---------------|------------|------------|------------|------------|
| 6 | county | 4.3 | 4.0 | 4.0 | 2.2 |
| | state | 3.3 | 3.4 | 3.6 | 3.9 |
| 8 | county | 5.3 | 4.2 | 6.5 | 5.2 |
| | state | 4.3 | 3.9 | 4.1 | 4.5 |
| MTF | | 11.3 | 9.8 | 9.0 | 10.2 |
| 10 | county | 2.9 | 2.8 | 2.8 | 2.6 |
| | state | 3.3 | 3.1 | 2.8 | 3.1 |
| MTF | | 7.2 | 7.5 | 6.5 | 5.5 |
| 12 | county | 1.8 | 1.2 | 1.5 | 1.6 |
| | state | 2.4 | 2.6 | 1.9 | 2.0 |
| MTF | | 5.0 | 5.8 | 6.3 | 5.3 |
| Combined | county | 4.1 | 3.1 | 4.1 | 3.2 |
| | state | 3.4 | 3.4 | 3.3 | 3.6 |

MTF=Monitoring the Future, a national survey of 8th, 10th and 12th graders.

Table 3.9: Meth - Lifetime Use

| Grade | Group | 2021-22 | 2022-23 | 2023-24 | 2024-25 |
|-----------------|---------------|------------|------------|------------|------------|
| 6 | county | 0.4 | 0.0 | 0.1 | 0.4 |
| | state | 0.2 | 0.2 | 0.1 | 0.2 |
| 8 | county | 0.2 | 0.3 | 0.1 | 0.1 |
| | state | 0.3 | 0.2 | 0.2 | 0.2 |
| MTF | | 0.3 | 0.5 | 0.3 | 0.4 |
| 10 | county | 0.0 | 0.8 | 0.3 | 0.3 |
| | state | 0.3 | 0.4 | 0.3 | 0.2 |
| MTF | | 0.4 | 0.6 | 0.5 | 0.3 |
| 12 | county | 0.0 | 0.4 | 0.6 | 0.0 |
| | state | 0.4 | 0.6 | 0.5 | 0.3 |
| MTF | | 0.6 | 1.1 | 0.6 | 0.8 |
| Combined | county | 0.2 | 0.4 | 0.2 | 0.2 |
| | state | 0.3 | 0.3 | 0.2 | 0.2 |

MTF=Monitoring the Future, a national survey of 8th, 10th and 12th graders.

Table 3.10: Opiates/Heroin - Lifetime Use

| Grade | Group | 2021-22 | 2022-23 | 2023-24 | 2024-25 |
|-----------------|---------------|------------|------------|------------|------------|
| 6 | county | 0.6 | 0.6 | 0.1 | 0.2 |
| | state | 0.3 | 0.2 | 0.1 | 0.2 |
| 8 | county | 0.5 | 0.6 | 0.2 | 0.2 |
| | state | 0.2 | 0.3 | 0.2 | 0.1 |
| | MTF | 0.5 | 0.4 | 0.8 | 0.4 |
| 10 | county | 0.7 | 0.3 | 0.3 | 0.1 |
| | state | 0.4 | 0.4 | 0.2 | 0.1 |
| | MTF | 0.3 | 0.5 | 0.5 | 0.3 |
| 12 | county | 0.6 | 0.4 | 0.0 | 0.4 |
| | state | 0.6 | 0.5 | 0.2 | 0.3 |
| | MTF | 0.4 | 0.5 | 0.2 | 0.4 |
| Combined | county | 0.6 | 0.5 | 0.2 | 0.2 |
| | state | 0.4 | 0.3 | 0.2 | 0.1 |

MTF=Monitoring the Future, a national survey of 8th, 10th and 12th graders.

Table 3.11: Steroids - Lifetime Use

| Grade | Group | 2021-22 | 2022-23 | 2023-24 | 2024-25 |
|-----------------|---------------|------------|------------|------------|------------|
| 6 | county | 0.5 | 0.0 | 1.3 | 0.7 |
| | state | 0.6 | 0.5 | 0.6 | 0.6 |
| 8 | county | 0.3 | 0.6 | 1.1 | 1.4 |
| | state | 0.6 | 0.8 | 0.9 | 0.8 |
| | MTF | 1.2 | 1.6 | 1.2 | 1.4 |
| 10 | county | 0.7 | 1.9 | 1.0 | 0.7 |
| | state | 0.5 | 0.6 | 0.9 | 0.7 |
| | MTF | 0.7 | 0.9 | 1.2 | 1.2 |
| 12 | county | 0.3 | 1.2 | 1.1 | 0.2 |
| | state | 0.4 | 0.7 | 0.9 | 0.7 |
| | MTF | 0.8 | 1.5 | 0.9 | 1.2 |
| Combined | county | 0.4 | 0.9 | 1.1 | 0.9 |
| | state | 0.5 | 0.7 | 0.8 | 0.7 |

MTF=Monitoring the Future, a national survey of 8th, 10th and 12th graders.

Table 3.12: Ecstasy - Lifetime Use

| Grade | Group | 2021-22 | 2022-23 | 2023-24 | 2024-25 |
|-----------------|---------------|------------|------------|------------|------------|
| 6 | county | 0.3 | 0.0 | 0.3 | 0.1 |
| | state | 0.2 | 0.1 | 0.2 | 0.1 |
| 8 | county | 0.3 | 0.3 | 0.2 | 0.1 |
| | state | 0.4 | 0.3 | 0.4 | 0.2 |
| | MTF | 1.0 | 1.2 | 0.9 | 0.6 |
| 10 | county | 0.7 | 1.1 | 0.8 | 0.3 |
| | state | 1.0 | 0.7 | 0.6 | 0.3 |
| | MTF | 1.4 | 1.4 | 1.4 | 1.0 |
| 12 | county | 1.2 | 0.0 | 0.4 | 0.2 |
| | state | 1.5 | 1.3 | 0.9 | 0.6 |
| | MTF | 2.8 | 3.0 | 1.6 | 1.9 |
| Combined | county | 0.5 | 0.4 | 0.4 | 0.2 |
| | state | 0.7 | 0.5 | 0.5 | 0.3 |

MTF=Monitoring the Future, a national survey of 8th, 10th and 12th graders.

Table 3.13: Prescription Drugs - Lifetime Use

| Grade | Group | 2021-22 | 2022-23 | 2023-24 | 2024-25 |
|-----------------|---------------|------------|------------|------------|------------|
| 6 | county | 4.4 | 3.7 | 4.7 | 2.4 |
| | state | 3.6 | 3.3 | 3.3 | 2.7 |
| 8 | county | 6.7 | 5.3 | 6.4 | 4.4 |
| | state | 4.7 | 4.7 | 4.6 | 4.0 |
| 10 | county | 3.8 | 5.5 | 4.8 | 3.6 |
| | state | 4.7 | 4.6 | 4.6 | 3.8 |
| 12 | county | 5.5 | 5.0 | 4.3 | 3.1 |
| | state | 5.3 | 5.0 | 4.5 | 3.7 |
| | MTF | 8.8 | 9.3 | 8.5 | 7.1 |
| Combined | county | 5.3 | 4.9 | 5.2 | 3.5 |
| | state | 4.5 | 4.3 | 4.2 | 3.5 |

MTF=Monitoring the Future, a national survey of 8th, 10th and 12th graders.

Table 3.14: Over-The-Counter Drugs - Lifetime Use

| Grade | Group | 2021-22 | 2022-23 | 2023-24 | 2024-25 |
|-----------------|---------------|------------|------------|------------|------------|
| 6 | county | 1.4 | 0.9 | 1.5 | 1.6 |
| | state | 1.1 | 1.0 | 1.2 | 1.0 |
| 8 | county | 1.8 | 0.8 | 2.4 | 1.8 |
| | state | 1.5 | 1.6 | 1.6 | 1.4 |
| 10 | county | 1.3 | 1.4 | 1.6 | 0.3 |
| | state | 1.9 | 1.7 | 1.5 | 1.3 |
| 12 | county | 1.8 | 1.2 | 0.9 | 0.8 |
| | state | 1.6 | 1.6 | 1.8 | 1.3 |
| Combined | county | 1.6 | 1.1 | 1.7 | 1.3 |
| | state | 1.5 | 1.5 | 1.5 | 1.2 |

Table 3.15: Alcopops - Lifetime Use

| Grade | Group | 2021-22 | 2022-23 | 2023-24 | 2024-25 |
|-----------------|---------------|-------------|-------------|------------|------------|
| 6 | county | 2.4 | 2.4 | 2.3 | 1.9 |
| | state | 3.2 | 3.0 | 2.8 | 2.6 |
| 8 | county | 7.9 | 8.7 | 8.7 | 7.3 |
| | state | 8.4 | 7.7 | 7.5 | 7.0 |
| | MTF | 13.8 | 16.2 | 12.4 | 8.6 |
| 10 | county | 12.3 | 14.9 | 11.0 | 10.5 |
| | state | 15.1 | 14.3 | 12.8 | 11.3 |
| | MTF | 24.9 | 29.0 | 26.4 | 19.0 |
| 12 | county | 22.6 | 21.6 | 19.7 | 14.1 |
| | state | 21.8 | 19.9 | 17.9 | 17.4 |
| | MTF | 43.7 | 46.4 | 44.3 | 34.5 |
| Combined | county | 8.9 | 11.4 | 9.0 | 7.6 |
| | state | 10.8 | 9.9 | 9.0 | 8.3 |

MTF=Monitoring the Future, a national survey of 8th, 10th and 12th graders.

Table 3.16: CBD Products - Lifetime Use

| Grade | Group | 2021-22 | 2022-23 | 2023-24 | 2024-25 |
|-----------------|---------------|------------|------------|------------|------------|
| 6 | county | 6.2 | 3.1 | 4.2 | 1.1 |
| | state | 4.4 | 3.6 | 2.8 | 1.9 |
| 8 | county | 5.9 | 3.7 | 4.9 | 4.8 |
| | state | 5.3 | 5.0 | 4.4 | 3.7 |
| 10 | county | 5.8 | 10.5 | 6.8 | 5.9 |
| | state | 8.8 | 9.0 | 7.6 | 6.3 |
| 12 | county | 10.1 | 10.5 | 13.4 | 9.9 |
| | state | 12.1 | 12.3 | 11.3 | 9.9 |
| Combined | county | 6.6 | 6.8 | 6.5 | 4.8 |
| | state | 7.0 | 6.8 | 5.7 | 4.7 |

Question introduced in 2021. Data comparison for all prior years is not available.

Table 3.17: Any Drug - Lifetime Use

| Grade | Group | 2021-22 | 2022-23 | 2023-24 | 2024-25 |
|-----------------|---------------|-------------|-------------|-------------|-------------|
| 6 | county | 18.7 | 12.7 | 13.3 | 7.0 |
| | state | 13.9 | 12.9 | 10.0 | 8.9 |
| 8 | county | 18.2 | 20.1 | 19.8 | 14.8 |
| | state | 16.8 | 17.2 | 15.0 | 14.0 |
| 10 | county | 18.3 | 24.2 | 19.1 | 15.2 |
| | state | 22.5 | 23.1 | 20.3 | 17.9 |
| 12 | county | 26.8 | 25.1 | 27.4 | 20.6 |
| | state | 29.4 | 28.3 | 26.0 | 24.7 |
| Combined | county | 19.5 | 20.4 | 18.9 | 13.6 |
| | state | 19.4 | 19.2 | 16.5 | 15.0 |

Table 3.18: Vape Flavoring - Lifetime Use

| Grade | Group | 2021-22 | 2022-23 | 2023-24 | 2024-25 |
|-----------------|---------------|------------|------------|------------|------------|
| 6 | county | 2.5 | 2.8 | 2.7 | 1.3 |
| | state | 4.7 | 4.6 | 4.4 | 4.3 |
| 8 | county | 7.1 | 8.2 | 6.3 | 6.9 |
| | state | 9.9 | 9.4 | 8.0 | 8.1 |
| MTF | | 12.0 | 12.8 | 12.8 | 11.5 |
| 10 | county | 11.9 | 14.4 | 8.9 | 7.3 |
| | state | 13.7 | 11.9 | 10.1 | 9.8 |
| MTF | | 19.6 | 18.5 | 17.4 | 13.9 |
| 12 | county | 9.4 | 10.1 | 7.9 | 8.1 |
| | state | 13.8 | 12.7 | 11.0 | 10.1 |
| MTF | | 25.2 | 23.7 | 21.7 | 18.0 |
| Combined | county | 6.8 | 8.9 | 6.1 | 5.6 |
| | state | 9.9 | 9.2 | 7.9 | 7.7 |

MTF=Monitoring the Future, a national survey of 8th, 10th and 12th graders.

Table 3.19: Vape Nicotine - Lifetime Use

| Grade | Group | 2021-22 | 2022-23 | 2023-24 | 2024-25 |
|-----------------|---------------|-------------|-------------|-------------|-------------|
| 6 | county | 2.9 | 4.3 | 3.5 | 2.5 |
| | state | 4.4 | 4.3 | 4.7 | 4.4 |
| 8 | county | 9.7 | 9.7 | 9.6 | 9.6 |
| | state | 13.1 | 12.4 | 11.1 | 11.4 |
| MTF | | 16.6 | 17.0 | 16.5 | 15.6 |
| 10 | county | 18.8 | 19.7 | 15.1 | 13.1 |
| | state | 22.4 | 20.3 | 17.5 | 16.6 |
| MTF | | 28.4 | 28.2 | 25.1 | 22.6 |
| 12 | county | 23.6 | 24.1 | 21.7 | 15.9 |
| | state | 27.0 | 25.2 | 22.3 | 20.6 |
| MTF | | 38.7 | 38.8 | 33.5 | 31.3 |
| Combined | county | 11.0 | 14.0 | 11.0 | 9.4 |
| | state | 15.1 | 14.1 | 12.5 | 11.9 |

MTF=Monitoring the Future, a national survey of 8th, 10th and 12th graders.

Table 3.20: Vape Marijuana - Lifetime Use

| Grade | Group | 2021-22 | 2022-23 | 2023-24 | 2024-25 |
|-----------------|---------------|------------|------------|------------|------------|
| 6 | county | 1.0 | 0.6 | 0.5 | 0.7 |
| | state | 1.2 | 1.3 | 1.3 | 1.2 |
| 8 | county | 2.4 | 3.1 | 4.9 | 4.6 |
| | state | 5.4 | 5.9 | 5.6 | 5.6 |
| MTF | | 6.5 | 7.7 | 8.4 | 8.6 |
| 10 | county | 7.2 | 14.4 | 10.8 | 7.5 |
| | state | 12.2 | 13.5 | 11.8 | 10.6 |
| MTF | | 16.5 | 18.6 | 16.8 | 15.2 |
| 12 | county | 18.7 | 17.4 | 18.3 | 14.4 |
| | state | 18.7 | 18.9 | 17.9 | 16.9 |
| MTF | | 25.7 | 27.5 | 25.5 | 23.8 |
| Combined | county | 5.0 | 8.5 | 7.0 | 5.7 |
| | state | 8.0 | 8.6 | 7.7 | 7.2 |

MTF=Monitoring the Future, a national survey of 8th, 10th and 12th graders.

Table 3.21: Any Vaping - Lifetime Use

| Grade | Group | 2021-22 | 2022-23 | 2023-24 | 2024-25 |
|-----------------|---------------|-------------|-------------|-------------|-------------|
| 6 | county | 4.4 | 4.9 | 5.4 | 3.2 |
| | state | 6.7 | 6.8 | 7.0 | 6.7 |
| 8 | county | 12.6 | 11.8 | 12.2 | 12.3 |
| | state | 16.1 | 15.2 | 14.0 | 14.2 |
| MTF | | 17.5 | 18.1 | – | – |
| 10 | county | 22.1 | 23.4 | 18.7 | 14.7 |
| | state | 25.5 | 23.5 | 20.5 | 19.3 |
| MTF | | 29.7 | 29.6 | – | – |
| 12 | county | 27.0 | 27.1 | 25.9 | 19.4 |
| | state | 30.5 | 29.1 | 25.9 | 24.9 |
| MTF | | 40.5 | 40.7 | – | – |
| Combined | county | 13.6 | 16.3 | 13.8 | 11.4 |
| | state | 18.0 | 17.1 | 15.3 | 14.8 |

MTF=Monitoring the Future, a national survey of 8th, 10th and 12th graders.

'Any Vaping' MTF data by grade is unavailable after 2022, so is excluded from this comparison.

Table 3.22: Injection of Illegal Drugs - Lifetime Use

| Grade | Group | 2021-22 | 2022-23 | 2023-24 | 2024-25 |
|-----------------|---------------|------------|------------|------------|------------|
| 6 | county | 0.6 | 0.6 | 0.9 | 0.5 |
| | state | 0.8 | 0.8 | 0.8 | 0.6 |
| 8 | county | 0.5 | 0.6 | 0.6 | 0.2 |
| | state | 1.0 | 1.0 | 1.1 | 0.7 |
| 10 | county | 0.7 | 1.2 | 1.0 | 0.9 |
| | state | 1.2 | 1.2 | 0.9 | 0.8 |
| 12 | county | 1.3 | 1.2 | 1.4 | 1.3 |
| | state | 1.5 | 1.4 | 1.5 | 0.8 |
| Combined | county | 0.7 | 0.9 | 0.9 | 0.6 |
| | state | 1.1 | 1.1 | 1.0 | 0.7 |

Question introduced in 2021. Data comparison for all prior years is not available.

Table 3.23: Alcohol - Past 30 Day Use

| Grade | Group | 2021-22 | 2022-23 | 2023-24 | 2024-25 |
|-----------------|---------------|------------|------------|------------|------------|
| 6 | county | 1.6 | 0.9 | 1.4 | 1.4 |
| | state | 2.1 | 2.3 | 2.2 | 2.0 |
| 8 | county | 4.5 | 4.4 | 4.8 | 5.4 |
| | state | 6.3 | 5.6 | 5.4 | 5.3 |
| MTF | | 7.3 | 6.0 | 5.9 | 4.9 |
| 10 | county | 11.8 | 13.8 | 7.0 | 7.4 |
| | state | 13.1 | 11.4 | 9.8 | 8.8 |
| MTF | | 13.1 | 13.6 | 13.7 | 11.3 |
| 12 | county | 19.5 | 23.2 | 17.3 | 11.7 |
| | state | 20.4 | 17.2 | 15.0 | 14.0 |
| MTF | | 25.8 | 28.4 | 24.3 | 21.7 |
| Combined | county | 6.8 | 9.8 | 6.2 | 5.7 |
| | state | 9.1 | 8.0 | 7.0 | 6.5 |

MTF=Monitoring the Future, a national survey of 8th, 10th and 12th graders.

Table 3.24: Cigarettes - Past 30 Day Use

| Grade | Group | 2021-22 | 2022-23 | 2023-24 | 2024-25 |
|-----------------|---------------|------------|------------|------------|------------|
| 6 | county | 0.2 | 0.6 | 0.3 | 0.8 |
| | state | 0.6 | 0.7 | 0.6 | 0.6 |
| 8 | county | 0.7 | 0.6 | 0.6 | 1.0 |
| | state | 1.6 | 1.4 | 1.1 | 1.0 |
| MTF | | 1.1 | 0.8 | 1.1 | 0.6 |
| 10 | county | 0.9 | 1.1 | 1.2 | 0.7 |
| | state | 2.7 | 2.3 | 2.0 | 1.5 |
| MTF | | 1.8 | 1.7 | 2.3 | 1.5 |
| 12 | county | 2.7 | 3.5 | 3.4 | 2.8 |
| | state | 4.0 | 3.1 | 3.2 | 2.9 |
| MTF | | 4.1 | 4.0 | 2.9 | 2.5 |
| Combined | county | 0.8 | 1.3 | 1.1 | 1.2 |
| | state | 2.0 | 1.7 | 1.5 | 1.3 |

MTF=Monitoring the Future, a national survey of 8th, 10th and 12th graders.

Table 3.25: Smokeless Tobacco - Past 30 Day Use

| Grade | Group | 2021-22 | 2022-23 | 2023-24 | 2024-25 |
|-----------------|---------------|------------|------------|------------|------------|
| 6 | county | 0.5 | 0.6 | 0.0 | 0.2 |
| | state | 0.8 | 0.8 | 0.8 | 0.9 |
| 8 | county | 0.1 | 0.9 | 0.6 | 0.6 |
| | state | 1.5 | 1.4 | 1.2 | 1.2 |
| MTF | | 1.6 | 1.2 | 1.6 | 1.5 |
| 10 | county | 0.7 | 2.5 | 1.6 | 1.0 |
| | state | 2.7 | 2.3 | 2.4 | 2.3 |
| MTF | | 1.7 | 2.5 | 2.3 | 2.1 |
| 12 | county | 1.8 | 1.6 | 2.2 | 2.4 |
| | state | 3.7 | 3.4 | 3.0 | 3.1 |
| MTF | | 2.2 | 3.2 | 2.5 | 3.3 |
| Combined | county | 0.6 | 1.4 | 0.9 | 0.9 |
| | state | 2.0 | 1.8 | 1.7 | 1.6 |

MTF=Monitoring the Future, a national survey of 8th, 10th and 12th graders.

Table 3.26: Marijuana - Past 30 Day Use

| Grade | Group | 2021-22 | 2022-23 | 2023-24 | 2024-25 |
|-----------------|---------------|------------|------------|------------|------------|
| 6 | county | 0.4 | 0.3 | 0.1 | 0.6 |
| | state | 0.7 | 0.7 | 0.5 | 0.5 |
| 8 | county | 1.8 | 4.2 | 3.0 | 2.4 |
| | state | 3.5 | 3.7 | 3.2 | 3.0 |
| MTF | | 4.1 | 5.0 | 4.7 | 4.3 |
| 10 | county | 4.2 | 10.6 | 5.5 | 5.0 |
| | state | 8.4 | 8.8 | 6.6 | 5.3 |
| MTF | | 10.1 | 12.1 | 10.3 | 9.5 |
| 12 | county | 12.9 | 12.7 | 11.7 | 7.8 |
| | state | 12.7 | 12.4 | 10.8 | 8.4 |
| MTF | | 19.5 | 20.2 | 18.4 | 16.2 |
| Combined | county | 3.2 | 6.6 | 4.0 | 3.3 |
| | state | 5.4 | 5.5 | 4.4 | 3.6 |

MTF=Monitoring the Future, a national survey of 8th, 10th and 12th graders.

Table 3.27: Hallucinogens - Past 30 Day Use

| Grade | Group | 2021-22 | 2022-23 | 2023-24 | 2024-25 |
|-----------------|---------------|------------|------------|------------|------------|
| 6 | county | 0.1 | 0.0 | 0.2 | 0.4 |
| | state | 0.1 | 0.1 | 0.2 | 0.1 |
| 8 | county | 0.3 | 0.6 | 0.3 | 0.3 |
| | state | 0.3 | 0.3 | 0.3 | 0.3 |
| MTF | | 0.2 | 0.2 | 0.3 | 0.2 |
| 10 | county | 0.4 | 0.8 | 0.5 | 0.3 |
| | state | 0.7 | 0.5 | 0.5 | 0.4 |
| MTF | | 0.4 | 0.4 | 0.4 | 0.4 |
| 12 | county | 0.3 | 0.8 | 0.6 | 0.8 |
| | state | 0.8 | 0.8 | 0.8 | 0.5 |
| MTF | | 0.5 | 0.8 | 0.4 | 0.4 |
| Combined | county | 0.3 | 0.5 | 0.4 | 0.4 |
| | state | 0.4 | 0.4 | 0.4 | 0.3 |

MTF=Monitoring the Future, a national survey of 8th, 10th and 12th graders.

Table 3.28: Cocaine - Past 30 Day Use

| Grade | Group | 2021-22 | 2022-23 | 2023-24 | 2024-25 |
|-----------------|---------------|------------|------------|------------|------------|
| 6 | county | 0.0 | 0.0 | 0.0 | 0.2 |
| | state | 0.1 | 0.1 | 0.1 | 0.2 |
| 8 | county | 0.0 | 0.0 | 0.2 | 0.1 |
| | state | 0.1 | 0.2 | 0.1 | 0.2 |
| MTF | | 0.1 | 0.3 | 0.3 | 0.2 |
| 10 | county | 0.0 | 0.0 | 0.0 | 0.1 |
| | state | 0.1 | 0.1 | 0.1 | 0.1 |
| MTF | | 0.3 | 0.2 | 0.4 | 0.3 |
| 12 | county | 0.3 | 0.0 | 0.0 | 0.0 |
| | state | 0.3 | 0.3 | 0.1 | 0.1 |
| MTF | | 0.3 | 0.8 | 0.4 | 0.5 |
| Combined | county | 0.0 | 0.0 | 0.1 | 0.1 |
| | state | 0.1 | 0.2 | 0.1 | 0.1 |

MTF=Monitoring the Future, a national survey of 8th, 10th and 12th graders.

Table 3.29: Inhalants - Past 30 Day Use

| Grade | Group | 2021-22 | 2022-23 | 2023-24 | 2024-25 |
|-----------------|---------------|------------|------------|------------|------------|
| 6 | county | 2.7 | 2.7 | 2.8 | 1.5 |
| | state | 2.1 | 2.2 | 2.3 | 2.6 |
| 8 | county | 2.0 | 1.7 | 2.2 | 2.2 |
| | state | 1.9 | 1.9 | 2.0 | 2.2 |
| MTF | | 1.8 | 1.9 | 2.6 | 2.1 |
| 10 | county | 1.6 | 1.4 | 0.5 | 1.1 |
| | state | 1.1 | 1.1 | 1.0 | 1.1 |
| MTF | | 0.9 | 1.2 | 0.9 | 0.9 |
| 12 | county | 0.6 | 0.4 | 0.8 | 0.0 |
| | state | 0.6 | 0.7 | 0.6 | 0.4 |
| MTF | | 0.7 | 0.7 | 1.2 | 1.0 |
| Combined | county | 2.0 | 1.6 | 1.7 | 1.4 |
| | state | 1.6 | 1.6 | 1.6 | 1.8 |

MTF=Monitoring the Future, a national survey of 8th, 10th and 12th graders.

Table 3.30: Meth - Past 30 Day Use

| Grade | Group | 2021-22 | 2022-23 | 2023-24 | 2024-25 |
|-----------------|---------------|------------|------------|------------|------------|
| 6 | county | 0.0 | 0.0 | 0.2 | 0.7 |
| | state | 0.1 | 0.1 | 0.1 | 0.2 |
| 8 | county | 0.0 | 0.6 | 0.1 | 0.0 |
| | state | 0.1 | 0.1 | 0.1 | 0.1 |
| | MTF | 0.0 | 0.1 | 0.0 | 0.1 |
| 10 | county | 0.0 | 0.6 | 0.3 | 0.1 |
| | state | 0.1 | 0.1 | 0.1 | 0.0 |
| | MTF | 0.1 | 0.1 | 0.3 | 0.1 |
| 12 | county | 0.0 | 0.0 | 0.6 | 0.2 |
| | state | 0.1 | 0.2 | 0.1 | 0.1 |
| | MTF | 0.1 | 0.4 | 0.1 | 0.3 |
| Combined | county | 0.0 | 0.3 | 0.3 | 0.3 |
| | state | 0.1 | 0.1 | 0.1 | 0.1 |

MTF=Monitoring the Future, a national survey of 8th, 10th and 12th graders.

Table 3.31: Opiates/Heroin - Past 30 Day Use

| Grade | Group | 2021-22 | 2022-23 | 2023-24 | 2024-25 |
|-----------------|---------------|------------|------------|------------|------------|
| 6 | county | 0.4 | 0.3 | 0.1 | 0.4 |
| | state | 0.1 | 0.1 | 0.1 | 0.1 |
| 8 | county | 0.5 | 0.0 | 0.1 | 0.0 |
| | state | 0.1 | 0.1 | 0.1 | 0.1 |
| | MTF | 0.1 | 0.2 | 0.3 | 0.2 |
| 10 | county | 0.4 | 0.0 | 0.1 | 0.0 |
| | state | 0.1 | 0.1 | 0.1 | 0.1 |
| | MTF | 0.1 | 0.2 | 0.2 | 0.1 |
| 12 | county | 0.3 | 0.0 | 0.0 | 0.0 |
| | state | 0.2 | 0.2 | 0.1 | 0.1 |
| | MTF | 0.1 | 0.3 | 0.1 | 0.2 |
| Combined | county | 0.4 | 0.1 | 0.1 | 0.1 |
| | state | 0.1 | 0.1 | 0.1 | 0.1 |

MTF=Monitoring the Future, a national survey of 8th, 10th and 12th graders.

Table 3.32: Steroids - Past 30 Day Use

| Grade | Group | 2021-22 | 2022-23 | 2023-24 | 2024-25 |
|-----------------|---------------|------------|------------|------------|------------|
| 6 | county | 0.9 | 0.0 | 0.7 | 0.4 |
| | state | 0.4 | 0.4 | 0.4 | 0.3 |
| 8 | county | 0.2 | 0.3 | 0.7 | 0.6 |
| | state | 0.3 | 0.5 | 0.5 | 0.4 |
| | MTF | 0.2 | 0.5 | 0.3 | 0.4 |
| 10 | county | 0.7 | 1.7 | 0.5 | 0.1 |
| | state | 0.2 | 0.5 | 0.5 | 0.4 |
| | MTF | 0.1 | 0.3 | 0.4 | 0.5 |
| 12 | county | 0.3 | 0.0 | 0.9 | 0.0 |
| | state | 0.3 | 0.3 | 0.4 | 0.4 |
| | MTF | 0.5 | 1.3 | 0.5 | 0.9 |
| Combined | county | 0.5 | 0.5 | 0.7 | 0.3 |
| | state | 0.3 | 0.4 | 0.5 | 0.4 |

MTF=Monitoring the Future, a national survey of 8th, 10th and 12th graders.

Table 3.33: Ecstasy - Past 30 Day Use

| Grade | Group | 2021-22 | 2022-23 | 2023-24 | 2024-25 |
|-----------------|---------------|------------|------------|------------|------------|
| 6 | county | 0.4 | 0.0 | 0.0 | 0.1 |
| | state | 0.1 | 0.1 | 0.1 | 0.1 |
| 8 | county | 0.3 | 1.4 | 0.1 | 0.0 |
| | state | 0.2 | 0.2 | 0.2 | 0.1 |
| | MTF | 0.2 | 0.2 | 0.3 | 0.1 |
| 10 | county | 0.0 | 0.3 | 0.4 | 0.0 |
| | state | 0.4 | 0.2 | 0.2 | 0.1 |
| | MTF | 0.1 | 0.3 | 0.3 | 0.2 |
| 12 | county | 0.0 | 0.0 | 0.2 | 0.2 |
| | state | 0.3 | 0.3 | 0.2 | 0.1 |
| | MTF | 0.2 | 0.9 | 0.3 | 0.3 |
| Combined | county | 0.2 | 0.5 | 0.2 | 0.1 |
| | state | 0.2 | 0.2 | 0.2 | 0.1 |

MTF=Monitoring the Future, a national survey of 8th, 10th and 12th graders.

Table 3.34: Prescription Drugs - Past 30 Day Use

| Grade | Group | 2021-22 | 2022-23 | 2023-24 | 2024-25 |
|-----------------|---------------|------------|------------|------------|------------|
| 6 | county | 3.7 | 3.0 | 3.7 | 1.5 |
| | state | 2.7 | 2.2 | 2.5 | 1.7 |
| 8 | county | 4.4 | 6.4 | 3.9 | 2.7 |
| | state | 3.1 | 3.3 | 3.1 | 2.6 |
| 10 | county | 1.6 | 2.5 | 2.5 | 1.6 |
| | state | 2.6 | 2.5 | 2.3 | 2.1 |
| 12 | county | 2.4 | 2.3 | 1.5 | 1.0 |
| | state | 2.3 | 1.9 | 1.7 | 1.3 |
| | MTF | 2.1 | 2.6 | 2.0 | 1.7 |
| Combined | county | 3.4 | 3.7 | 3.1 | 1.8 |
| | state | 2.7 | 2.6 | 2.5 | 2.0 |

MTF=Monitoring the Future, a national survey of 8th, 10th and 12th graders.

Table 3.35: Over-The-Counter Drugs - Past 30 Day Use

| Grade | Group | 2021-22 | 2022-23 | 2023-24 | 2024-25 |
|-----------------|---------------|------------|------------|------------|------------|
| 6 | county | 1.6 | 1.2 | 1.0 | 1.2 |
| | state | 0.8 | 0.9 | 0.9 | 0.7 |
| 8 | county | 1.7 | 0.8 | 1.2 | 0.5 |
| | state | 1.0 | 1.2 | 1.1 | 0.8 |
| 10 | county | 1.1 | 0.8 | 0.9 | 0.3 |
| | state | 1.0 | 0.9 | 0.8 | 0.7 |
| 12 | county | 0.9 | 0.4 | 0.6 | 0.2 |
| | state | 0.8 | 0.5 | 0.8 | 0.6 |
| Combined | county | 1.5 | 0.8 | 1.0 | 0.6 |
| | state | 0.9 | 0.9 | 0.9 | 0.7 |

Table 3.36: Alcopops - Past 30 Day Use

| Grade | Group | 2021-22 | 2022-23 | 2023-24 | 2024-25 |
|-----------------|---------------|------------|------------|------------|------------|
| 6 | county | 0.6 | 0.9 | 0.9 | 0.8 |
| | state | 1.4 | 1.1 | 1.0 | 0.9 |
| 8 | county | 2.8 | 3.7 | 3.1 | 3.1 |
| | state | 3.8 | 3.3 | 3.1 | 2.9 |
| | MTF | 4.6 | 3.9 | 3.2 | 2.0 |
| 10 | county | 5.6 | 7.8 | 4.7 | 5.0 |
| | state | 8.2 | 6.9 | 5.8 | 5.1 |
| | MTF | 7.8 | 9.7 | 7.9 | 5.6 |
| 12 | county | 12.0 | 17.3 | 9.5 | 9.3 |
| | state | 13.0 | 10.8 | 8.9 | 8.6 |
| | MTF | 15.3 | 21.2 | 17.9 | 14.5 |
| Combined | county | 3.8 | 6.8 | 3.8 | 3.9 |
| | state | 5.7 | 4.8 | 4.0 | 3.7 |

MTF=Monitoring the Future, a national survey of 8th, 10th and 12th graders.

Table 3.37: CBD Products - Past 30 Day Use

| Grade | Group | 2021-22 | 2022-23 | 2023-24 | 2024-25 |
|-----------------|---------------|------------|------------|------------|------------|
| 6 | county | 4.6 | 2.5 | 3.2 | 1.4 |
| | state | 3.4 | 2.8 | 2.2 | 1.6 |
| 8 | county | 3.6 | 3.9 | 2.4 | 1.9 |
| | state | 3.6 | 3.4 | 2.7 | 2.1 |
| 10 | county | 4.2 | 5.8 | 4.1 | 3.3 |
| | state | 5.4 | 5.2 | 4.0 | 2.8 |
| 12 | county | 6.0 | 6.9 | 8.7 | 4.9 |
| | state | 6.2 | 6.3 | 5.3 | 4.6 |
| Combined | county | 4.3 | 4.7 | 4.0 | 2.6 |
| | state | 4.4 | 4.2 | 3.3 | 2.5 |

Question introduced in 2021. Data comparison for all prior years is not available.

Table 3.38: Any Drug - Past 30 Day Use

| Grade | Group | 2021-22 | 2022-23 | 2023-24 | 2024-25 |
|-----------------|---------------|-------------|-------------|-------------|------------|
| 6 | county | 14.1 | 11.1 | 9.8 | 5.8 |
| | state | 10.4 | 9.7 | 7.6 | 6.5 |
| 8 | county | 12.8 | 17.8 | 11.1 | 8.5 |
| | state | 10.9 | 11.7 | 9.4 | 8.4 |
| 10 | county | 11.8 | 16.0 | 11.1 | 8.8 |
| | state | 13.6 | 13.8 | 11.1 | 9.5 |
| 12 | county | 17.1 | 13.8 | 16.2 | 10.4 |
| | state | 16.7 | 16.4 | 14.1 | 11.5 |
| Combined | county | 13.6 | 14.8 | 11.5 | 8.1 |
| | state | 12.4 | 12.4 | 10.0 | 8.5 |

Table 3.39: Vape Flavoring - Past 30 Day Use

| Grade | Group | 2021-22 | 2022-23 | 2023-24 | 2024-25 |
|-----------------|---------------|------------|------------|------------|------------|
| 6 | county | 2.0 | 1.5 | 0.6 | 1.2 |
| | state | 2.5 | 2.6 | 2.3 | 2.2 |
| 8 | county | 3.4 | 5.3 | 2.5 | 3.8 |
| | state | 5.7 | 5.2 | 4.2 | 4.4 |
| | MTF | 4.6 | 4.9 | 4.5 | 3.9 |
| 10 | county | 4.7 | 6.1 | 3.2 | 3.3 |
| | state | 7.1 | 5.9 | 5.0 | 5.2 |
| | MTF | 6.3 | 7.4 | 6.7 | 5.0 |
| 12 | county | 3.6 | 4.6 | 4.0 | 3.5 |
| | state | 5.8 | 5.9 | 5.5 | 5.2 |
| | MTF | 7.4 | 8.3 | 8.1 | 6.8 |
| Combined | county | 3.2 | 4.4 | 2.4 | 2.9 |
| | state | 5.1 | 4.7 | 4.0 | 4.1 |

MTF=Monitoring the Future, a national survey of 8th, 10th and 12th graders.

Table 3.40: Vape Nicotine - Past 30 Day Use

| Grade | Group | 2021-22 | 2022-23 | 2023-24 | 2024-25 |
|-----------------|---------------|------------|------------|------------|------------|
| 6 | county | 1.6 | 1.8 | 0.8 | 0.8 |
| | state | 2.1 | 2.1 | 1.9 | 1.8 |
| 8 | county | 5.5 | 7.1 | 4.3 | 4.9 |
| | state | 7.6 | 7.0 | 5.7 | 5.5 |
| | MTF | 7.6 | 7.1 | 7.0 | 5.7 |
| 10 | county | 11.5 | 12.2 | 7.5 | 6.9 |
| | state | 14.8 | 12.2 | 9.7 | 8.9 |
| | MTF | 13.1 | 14.2 | 11.9 | 9.8 |
| 12 | county | 15.9 | 17.3 | 12.7 | 10.0 |
| | state | 18.9 | 17.0 | 13.8 | 12.3 |
| | MTF | 19.6 | 20.7 | 16.9 | 15.0 |
| Combined | county | 6.7 | 9.2 | 5.3 | 5.0 |
| | state | 9.6 | 8.5 | 6.8 | 6.2 |

MTF=Monitoring the Future, a national survey of 8th, 10th and 12th graders.

Table 3.41: Vape Marijuana - Past 30 Day Use

| Grade | Group | 2021-22 | 2022-23 | 2023-24 | 2024-25 |
|-----------------|---------------|------------|------------|------------|------------|
| 6 | county | 0.2 | 0.3 | 0.3 | 0.6 |
| | state | 0.7 | 0.7 | 0.7 | 0.6 |
| 8 | county | 1.4 | 2.2 | 2.2 | 2.9 |
| | state | 2.9 | 3.4 | 2.9 | 3.0 |
| | MTF | 2.9 | 4.2 | 4.2 | 3.8 |
| 10 | county | 3.8 | 9.1 | 5.7 | 3.6 |
| | state | 7.3 | 7.9 | 6.2 | 5.0 |
| | MTF | 8.4 | 10.3 | 8.5 | 7.7 |
| 12 | county | 9.9 | 10.8 | 10.7 | 7.2 |
| | state | 10.2 | 11.1 | 9.7 | 7.4 |
| | MTF | 12.4 | 14.8 | 13.7 | 12.1 |
| Combined | county | 2.6 | 5.3 | 3.8 | 3.1 |
| | state | 4.5 | 5.0 | 4.1 | 3.4 |

MTF=Monitoring the Future, a national survey of 8th, 10th and 12th graders.

Table 3.42: Any Vaping - Past 30 Day Use

| Grade | Group | 2021-22 | 2022-23 | 2023-24 | 2024-25 |
|-----------------|---------------|-------------|-------------|------------|------------|
| 6 | county | 2.6 | 2.7 | 1.6 | 1.5 |
| | state | 3.4 | 3.6 | 3.3 | 3.0 |
| 8 | county | 7.1 | 8.6 | 6.1 | 6.6 |
| | state | 9.5 | 8.8 | 7.6 | 7.3 |
| | MTF | 8.9 | 8.9 | – | – |
| 10 | county | 13.7 | 15.2 | 9.7 | 7.9 |
| | state | 17.4 | 15.2 | 12.0 | 10.8 |
| | MTF | 15.6 | 17.3 | – | – |
| 12 | county | 18.6 | 18.5 | 18.1 | 12.7 |
| | state | 22.1 | 20.6 | 17.5 | 15.5 |
| | MTF | 24.0 | 25.6 | – | – |
| Combined | county | 8.4 | 10.9 | 7.4 | 6.4 |
| | state | 11.7 | 10.8 | 8.9 | 8.1 |

MTF=Monitoring the Future, a national survey of 8th, 10th and 12th graders.

'Any Vaping' MTF data by grade is unavailable after 2022, so is excluded from this comparison.

Table 3.43: Binge Drinking

| Grade | Group | 2021-22 | 2022-23 | 2023-24 | 2024-25 |
|-----------------|---------------|------------|------------|------------|------------|
| 6 | county | 0.5 | 0.6 | 0.5 | 0.6 |
| | state | 0.7 | 0.6 | 0.7 | 0.6 |
| 8 | county | 0.9 | 2.0 | 2.5 | 2.1 |
| | state | 2.6 | 2.4 | 2.2 | 2.3 |
| 10 | county | 5.8 | 8.6 | 3.5 | 4.0 |
| | state | 6.6 | 5.9 | 4.9 | 4.3 |
| 12 | county | 9.0 | 13.1 | 9.1 | 7.0 |
| | state | 11.4 | 9.7 | 8.4 | 7.9 |
| Combined | county | 2.7 | 5.7 | 3.1 | 2.9 |
| | state | 4.5 | 3.9 | 3.4 | 3.1 |

Table 3.44: Half Pack or More of Cigarettes Daily

| Grade | Group | 2021-22 | 2022-23 | 2023-24 | 2024-25 |
|-----------------|---------------|------------|------------|------------|------------|
| 6 | county | 0.1 | 0.0 | 0.0 | 0.2 |
| | state | 0.1 | 0.1 | 0.1 | 0.1 |
| 8 | county | 0.2 | 0.0 | 0.0 | 0.0 |
| | state | 0.1 | 0.1 | 0.2 | 0.1 |
| 10 | county | 0.0 | 0.3 | 0.0 | 0.0 |
| | state | 0.3 | 0.2 | 0.2 | 0.2 |
| 12 | county | 0.0 | 0.4 | 0.0 | 0.4 |
| | state | 0.6 | 0.3 | 0.4 | 0.4 |
| Combined | county | 0.1 | 0.2 | 0.0 | 0.1 |
| | state | 0.2 | 0.2 | 0.2 | 0.2 |

Table 3.45: Suspended from School

| Grade | Group | 2021-22 | 2022-23 | 2023-24 | 2024-25 |
|-----------------|---------------|-------------|-------------|-------------|-------------|
| 6 | county | 10.8 | 10.9 | 10.9 | 10.0 |
| | state | 10.7 | 11.8 | 12.5 | 12.1 |
| 8 | county | 11.3 | 14.2 | 16.5 | 17.8 |
| | state | 13.6 | 16.6 | 16.5 | 16.0 |
| 10 | county | 9.0 | 14.2 | 15.0 | 11.5 |
| | state | 11.9 | 13.3 | 14.2 | 12.9 |
| 12 | county | 9.7 | 8.1 | 10.7 | 8.1 |
| | state | 9.8 | 10.6 | 10.2 | 9.5 |
| Combined | county | 10.5 | 12.2 | 13.7 | 12.6 |
| | state | 11.7 | 13.5 | 13.8 | 13.1 |

Table 3.46: Drunk or High at School

| Grade | Group | 2021-22 | 2022-23 | 2023-24 | 2024-25 |
|-----------------|---------------|------------|------------|------------|------------|
| 6 | county | 0.9 | 0.9 | 0.8 | 0.5 |
| | state | 1.1 | 1.1 | 1.1 | 0.8 |
| 8 | county | 1.7 | 3.8 | 2.4 | 3.0 |
| | state | 3.9 | 4.7 | 4.0 | 3.9 |
| 10 | county | 3.7 | 8.3 | 5.1 | 5.2 |
| | state | 7.8 | 8.5 | 7.0 | 6.1 |
| 12 | county | 5.7 | 4.3 | 5.0 | 4.7 |
| | state | 9.3 | 9.6 | 8.3 | 7.2 |
| Combined | county | 2.3 | 4.4 | 3.0 | 3.1 |
| | state | 4.9 | 5.4 | 4.5 | 4.0 |

Table 3.47: Sold Illegal Drugs

| Grade | Group | 2021-22 | 2022-23 | 2023-24 | 2024-25 |
|-----------------|---------------|------------|------------|------------|------------|
| 6 | county | 0.5 | 0.0 | 0.2 | 0.3 |
| | state | 0.3 | 0.3 | 0.4 | 0.3 |
| 8 | county | 0.5 | 1.1 | 0.5 | 0.5 |
| | state | 1.1 | 1.0 | 1.0 | 0.8 |
| 10 | county | 1.5 | 1.1 | 1.8 | 0.4 |
| | state | 2.2 | 2.1 | 1.8 | 1.6 |
| 12 | county | 1.4 | 1.6 | 1.6 | 1.4 |
| | state | 3.0 | 3.0 | 2.2 | 1.9 |
| Combined | county | 0.8 | 0.9 | 0.9 | 0.6 |
| | state | 1.5 | 1.4 | 1.2 | 1.0 |

Table 3.48: Stolen Anything

| Grade | Group | 2021-22 | 2022-23 | 2023-24 | 2024-25 |
|-----------------|---------------|------------|------------|-------------|-------------|
| 6 | county | 0.0 | 0.0 | 21.0 | 15.8 |
| | state | 0.0 | 0.0 | 22.9 | 21.2 |
| 8 | county | 0.0 | 0.0 | 25.4 | 23.4 |
| | state | 0.0 | 0.0 | 23.6 | 21.2 |
| 10 | county | 0.0 | 0.0 | 19.4 | 14.3 |
| | state | 0.0 | 0.0 | 18.6 | 16.8 |
| 12 | county | 0.0 | 0.0 | 14.5 | 10.5 |
| | state | 0.0 | 0.0 | 14.2 | 12.3 |
| Combined | county | 0.0 | 0.0 | 21.0 | 17.1 |
| | state | 0.0 | 0.0 | 20.7 | 18.8 |

Question introduced in 2023. Data comparison for all prior years is not available.

Table 3.49: Been Arrested

| Grade | Group | 2021-22 | 2022-23 | 2023-24 | 2024-25 |
|-----------------|---------------|------------|------------|------------|------------|
| 6 | county | 0.8 | 1.2 | 0.7 | 1.2 |
| | state | 1.2 | 1.2 | 1.1 | 1.0 |
| 8 | county | 1.1 | 1.1 | 1.7 | 1.5 |
| | state | 1.9 | 2.3 | 1.8 | 1.9 |
| 10 | county | 1.1 | 1.1 | 2.2 | 1.7 |
| | state | 2.1 | 2.2 | 2.5 | 2.2 |
| 12 | county | 1.4 | 0.0 | 1.2 | 1.2 |
| | state | 1.9 | 2.0 | 1.7 | 1.8 |
| Combined | county | 1.0 | 0.9 | 1.5 | 1.4 |
| | state | 1.7 | 1.9 | 1.7 | 1.7 |

Table 3.50: Attacked to Harm

| Grade | Group | 2021-22 | 2022-23 | 2023-24 | 2024-25 |
|-----------------|---------------|------------|------------|------------|------------|
| 6 | county | 8.4 | 6.2 | 7.9 | 6.5 |
| | state | 9.4 | 9.7 | 9.2 | 8.6 |
| 8 | county | 8.5 | 9.8 | 7.7 | 8.4 |
| | state | 8.6 | 9.6 | 8.7 | 8.1 |
| 10 | county | 4.7 | 4.6 | 7.1 | 4.2 |
| | state | 6.9 | 6.8 | 6.4 | 5.8 |
| 12 | county | 3.2 | 2.7 | 4.0 | 2.6 |
| | state | 5.1 | 5.0 | 4.4 | 4.5 |
| Combined | county | 7.1 | 6.1 | 7.0 | 6.0 |
| | state | 7.9 | 8.2 | 7.6 | 7.1 |

Table 3.51: Carried a Handgun

| Grade | Group | 2021-22 | 2022-23 | 2023-24 | 2024-25 |
|-----------------|---------------|------------|------------|------------|------------|
| 6 | county | 6.2 | 4.7 | 5.5 | 2.7 |
| | state | 8.1 | 8.2 | 6.9 | 7.2 |
| 8 | county | 6.1 | 9.2 | 8.0 | 8.6 |
| | state | 7.4 | 7.9 | 7.7 | 6.9 |
| 10 | county | 7.3 | 5.9 | 5.8 | 4.8 |
| | state | 7.0 | 6.9 | 6.3 | 5.9 |
| 12 | county | 6.0 | 4.3 | 4.4 | 3.6 |
| | state | 6.3 | 6.2 | 5.2 | 5.7 |
| Combined | county | 6.3 | 6.2 | 6.2 | 5.3 |
| | state | 7.4 | 7.5 | 6.7 | 6.6 |

Table 3.52: Handgun to School

| Grade | Group | 2021-22 | 2022-23 | 2023-24 | 2024-25 |
|-----------------|---------------|------------|------------|------------|------------|
| 6 | county | 0.1 | 0.0 | 0.1 | 0.0 |
| | state | 0.3 | 0.3 | 0.2 | 0.2 |
| 8 | county | 0.2 | 0.8 | 0.6 | 0.3 |
| | state | 0.2 | 0.4 | 0.3 | 0.3 |
| 10 | county | 0.0 | 0.0 | 0.0 | 0.1 |
| | state | 0.3 | 0.3 | 0.3 | 0.3 |
| 12 | county | 0.3 | 0.0 | 0.0 | 0.2 |
| | state | 0.3 | 0.4 | 0.4 | 0.2 |
| Combined | county | 0.2 | 0.2 | 0.2 | 0.2 |
| | state | 0.3 | 0.3 | 0.3 | 0.3 |

Table 3.53: Belonged to a Gang

| Grade | Group | 2021-22 | 2022-23 | 2023-24 | 2024-25 |
|-----------------|---------------|------------|------------|------------|------------|
| 6 | county | 3.0 | 2.5 | 2.6 | 2.6 |
| | state | 4.2 | 4.0 | 4.0 | 4.2 |
| 8 | county | 1.3 | 2.9 | 2.1 | 3.1 |
| | state | 3.0 | 3.1 | 2.9 | 3.1 |
| 10 | county | 0.9 | 1.1 | 2.5 | 2.0 |
| | state | 2.9 | 2.3 | 2.3 | 2.4 |
| 12 | county | 3.1 | 0.4 | 1.5 | 1.4 |
| | state | 2.4 | 2.2 | 1.8 | 1.6 |
| Combined | county | 2.0 | 1.8 | 2.2 | 2.4 |
| | state | 3.2 | 3.0 | 2.9 | 3.0 |

Table 3.54: Community Risk - Transitions and Mobility

| Grade | Group | 2021-22 | 2022-23 | 2023-24 | 2024-25 |
|-----------------|---------------|-------------|-------------|-------------|-------------|
| 6 | county | 56.2 | 52.2 | 57.7 | 48.2 |
| | state | 50.4 | 49.5 | 48.1 | 46.7 |
| 8 | county | 69.9 | 64.4 | 70.5 | 66.8 |
| | state | 52.3 | 50.9 | 51.1 | 50.0 |
| 10 | county | 73.7 | 72.5 | 71.8 | 70.3 |
| | state | 54.7 | 52.9 | 54.4 | 53.0 |
| 12 | county | 51.5 | 44.2 | 46.3 | 50.3 |
| | state | 45.7 | 46.9 | 47.7 | 47.8 |
| Combined | county | 64.1 | 59.7 | 63.7 | 59.8 |
| | state | 51.2 | 50.4 | 50.5 | 49.4 |

Table 3.55: Community Risk - Perceived Availability of Drugs

| Grade | Group | 2021-22 | 2022-23 | 2023-24 | 2024-25 |
|-----------------|---------------|-------------|-------------|-------------|-------------|
| 6 | county | 18.1 | 16.8 | 16.8 | 13.0 |
| | state | 18.5 | 19.0 | 17.7 | 15.7 |
| 8 | county | 17.6 | 20.1 | 17.2 | 16.4 |
| | state | 16.7 | 17.3 | 16.5 | 14.3 |
| 10 | county | 18.2 | 19.4 | 16.5 | 12.1 |
| | state | 17.8 | 17.8 | 17.1 | 13.9 |
| 12 | county | 24.4 | 18.0 | 17.6 | 14.8 |
| | state | 18.9 | 17.8 | 16.0 | 13.4 |
| Combined | county | 18.8 | 18.7 | 17.0 | 14.3 |
| | state | 17.8 | 18.0 | 16.9 | 14.5 |

Table 3.56: Community Risk - Perceived Availability of Handguns

| Grade | Group | 2021-22 | 2022-23 | 2023-24 | 2024-25 |
|-----------------|---------------|-------------|-------------|-------------|-------------|
| 6 | county | 22.1 | 25.6 | 23.0 | 16.1 |
| | state | 23.8 | 23.6 | 21.9 | 20.4 |
| 8 | county | 36.0 | 42.7 | 36.5 | 37.2 |
| | state | 32.8 | 33.9 | 31.1 | 31.0 |
| 10 | county | 21.5 | 26.1 | 22.0 | 19.8 |
| | state | 21.3 | 22.1 | 21.2 | 19.1 |
| 12 | county | 29.9 | 26.4 | 25.3 | 23.9 |
| | state | 25.8 | 26.2 | 23.8 | 23.4 |
| Combined | county | 28.4 | 30.6 | 27.5 | 25.4 |
| | state | 26.3 | 26.8 | 24.9 | 23.9 |

Table 3.57: Family Risk - Poor Family Management

| Grade | Group | 2021-22 | 2022-23 | 2023-24 | 2024-25 |
|-----------------|---------------|-------------|-------------|-------------|-------------|
| 6 | county | 46.9 | 51.2 | 50.4 | 48.5 |
| | state | 52.6 | 54.9 | 55.0 | 54.2 |
| 8 | county | 26.3 | 27.3 | 22.5 | 28.0 |
| | state | 31.5 | 32.1 | 32.1 | 31.5 |
| 10 | county | 20.1 | 18.6 | 19.3 | 14.2 |
| | state | 23.6 | 24.7 | 22.7 | 22.1 |
| 12 | county | 18.2 | 15.2 | 16.0 | 11.8 |
| | state | 19.9 | 20.3 | 20.3 | 19.0 |
| Combined | county | 29.9 | 28.0 | 28.5 | 27.8 |
| | state | 33.5 | 34.5 | 34.4 | 33.8 |

Table 3.58: Family Risk - Family History of Antisocial Behavior

| Grade | Group | 2021-22 | 2022-23 | 2023-24 | 2024-25 |
|-----------------|---------------|-------------|-------------|-------------|-------------|
| 6 | county | 25.3 | 30.9 | 26.8 | 21.4 |
| | state | 29.6 | 29.4 | 30.0 | 28.2 |
| 8 | county | 24.3 | 21.9 | 23.2 | 25.1 |
| | state | 27.0 | 26.8 | 25.4 | 24.7 |
| 10 | county | 22.7 | 22.8 | 19.9 | 20.0 |
| | state | 26.2 | 25.6 | 24.1 | 22.8 |
| 12 | county | 20.3 | 24.3 | 20.5 | 16.7 |
| | state | 24.4 | 24.7 | 21.9 | 21.1 |
| Combined | county | 23.8 | 24.9 | 23.0 | 21.6 |
| | state | 27.1 | 26.9 | 25.9 | 24.7 |

Table 3.59: Family Risk - Parental Attitudes Favorable to ATOD

| Grade | Group | 2021-22 | 2022-23 | 2023-24 | 2024-25 |
|-----------------|---------------|-------------|-------------|-------------|-------------|
| 6 | county | 9.9 | 9.0 | 15.5 | 11.3 |
| | state | 12.4 | 13.0 | 14.3 | 12.3 |
| 8 | county | 19.0 | 24.0 | 24.5 | 22.4 |
| | state | 19.3 | 20.0 | 20.4 | 19.1 |
| 10 | county | 23.7 | 26.7 | 25.9 | 23.5 |
| | state | 26.1 | 26.8 | 27.0 | 24.8 |
| 12 | county | 24.3 | 19.4 | 24.5 | 21.6 |
| | state | 26.3 | 25.2 | 25.4 | 24.1 |
| Combined | county | 17.9 | 20.2 | 22.3 | 19.5 |
| | state | 20.2 | 20.6 | 21.0 | 19.2 |

Table 3.60: Family Risk - Parental Attitudes Favorable to ASB

| Grade | Group | 2021-22 | 2022-23 | 2023-24 | 2024-25 |
|-----------------|---------------|-------------|-------------|-------------|-------------|
| 6 | county | 41.3 | 36.5 | 47.5 | 37.3 |
| | state | 40.1 | 42.4 | 42.4 | 40.2 |
| 8 | county | 51.6 | 59.4 | 54.8 | 50.6 |
| | state | 45.8 | 48.1 | 46.0 | 45.9 |
| 10 | county | 50.6 | 49.4 | 44.4 | 45.2 |
| | state | 43.4 | 45.3 | 43.6 | 42.5 |
| 12 | county | 41.6 | 35.6 | 47.2 | 41.0 |
| | state | 38.4 | 40.2 | 40.4 | 38.8 |
| Combined | county | 47.1 | 46.2 | 49.1 | 44.2 |
| | state | 42.3 | 44.5 | 43.5 | 42.3 |

Table 3.61: School Risk - Academic Failure

| Grade | Group | 2021-22 | 2022-23 | 2023-24 | 2024-25 |
|-----------------|---------------|-------------|-------------|-------------|-------------|
| 6 | county | 45.1 | 37.7 | 39.0 | 35.9 |
| | state | 47.5 | 46.2 | 45.4 | 44.8 |
| 8 | county | 40.1 | 35.5 | 34.3 | 32.9 |
| | state | 48.3 | 46.2 | 45.4 | 44.8 |
| 10 | county | 41.7 | 40.4 | 39.0 | 35.2 |
| | state | 47.9 | 47.9 | 44.3 | 44.7 |
| 12 | county | 35.8 | 30.5 | 33.0 | 26.9 |
| | state | 41.7 | 39.7 | 38.1 | 38.6 |
| Combined | county | 41.4 | 36.4 | 36.6 | 33.3 |
| | state | 46.8 | 45.6 | 44.0 | 43.8 |

Table 3.62: School Risk - Low Commitment to School

| Grade | Group | 2021-22 | 2022-23 | 2023-24 | 2024-25 |
|-----------------|---------------|-------------|-------------|-------------|-------------|
| 6 | county | 55.4 | 58.7 | 60.3 | 61.9 |
| | state | 58.9 | 61.6 | 63.3 | 65.2 |
| 8 | county | 53.0 | 63.3 | 58.5 | 62.6 |
| | state | 56.0 | 58.3 | 60.5 | 60.8 |
| 10 | county | 56.7 | 54.4 | 57.5 | 53.4 |
| | state | 57.0 | 57.4 | 57.9 | 57.3 |
| 12 | county | 52.8 | 44.9 | 52.6 | 45.8 |
| | state | 51.6 | 51.2 | 51.0 | 50.5 |
| Combined | county | 54.4 | 56.1 | 57.8 | 57.6 |
| | state | 56.3 | 57.9 | 59.2 | 59.7 |

Table 3.63: Peer Risk - Early Initiation of Drug Use

| Grade | Group | 2021-22 | 2022-23 | 2023-24 | 2024-25 |
|-----------------|---------------|-------------|-------------|-------------|-------------|
| 6 | county | 16.5 | 17.0 | 16.3 | 14.8 |
| | state | 19.9 | 20.8 | 19.0 | 18.1 |
| 8 | county | 7.7 | 8.9 | 8.0 | 8.2 |
| | state | 11.6 | 10.6 | 10.1 | 9.8 |
| 10 | county | 5.1 | 9.7 | 6.9 | 6.9 |
| | state | 12.0 | 11.4 | 10.1 | 9.4 |
| 12 | county | 10.7 | 7.7 | 9.6 | 7.6 |
| | state | 12.0 | 11.3 | 11.2 | 10.4 |
| Combined | county | 10.5 | 10.9 | 10.4 | 9.6 |
| | state | 14.2 | 13.8 | 12.9 | 12.3 |

Table 3.64: Peer Risk - Early Initiation of ASB

| Grade | Group | 2021-22 | 2022-23 | 2023-24 | 2024-25 |
|-----------------|---------------|-------------|-------------|-------------|-------------|
| 6 | county | 17.7 | 15.5 | 17.1 | 16.4 |
| | state | 20.1 | 20.6 | 20.1 | 21.1 |
| 8 | county | 21.7 | 25.7 | 29.1 | 29.9 |
| | state | 24.8 | 27.0 | 27.6 | 27.4 |
| 10 | county | 20.3 | 21.5 | 26.6 | 25.6 |
| | state | 25.4 | 26.5 | 27.3 | 26.8 |
| 12 | county | 22.3 | 18.2 | 22.9 | 21.3 |
| | state | 25.1 | 24.5 | 23.8 | 25.1 |
| Combined | county | 20.2 | 20.5 | 24.1 | 23.7 |
| | state | 23.6 | 24.7 | 24.7 | 25.0 |

Table 3.65: Peer Risk - Peer Favorable Attitudes to ASB

| Grade | Group | 2021-22 | 2022-23 | 2023-24 | 2024-25 |
|-----------------|---------------|-------------|-------------|-------------|-------------|
| 6 | county | 38.6 | 35.4 | 43.2 | 39.6 |
| | state | 38.8 | 41.8 | 43.0 | 43.2 |
| 8 | county | 37.2 | 49.2 | 38.5 | 39.3 |
| | state | 32.3 | 33.6 | 34.7 | 34.6 |
| 10 | county | 41.9 | 37.8 | 41.0 | 40.2 |
| | state | 35.7 | 36.0 | 36.9 | 36.3 |
| 12 | county | 33.1 | 33.3 | 44.4 | 36.3 |
| | state | 31.3 | 32.9 | 35.1 | 34.5 |
| Combined | county | 37.9 | 39.5 | 41.3 | 39.1 |
| | state | 34.8 | 36.4 | 37.7 | 37.6 |

Table 3.66: Peer Risk - Peer Favorable Attitudes to Drug Use

| Grade | Group | 2021-22 | 2022-23 | 2023-24 | 2024-25 |
|-----------------|---------------|-------------|-------------|-------------|-------------|
| 6 | county | 21.2 | 15.5 | 22.0 | 15.6 |
| | state | 20.1 | 21.0 | 21.7 | 19.1 |
| 8 | county | 21.2 | 24.5 | 20.7 | 21.0 |
| | state | 19.9 | 19.1 | 19.5 | 18.7 |
| 10 | county | 27.8 | 24.2 | 21.6 | 19.9 |
| | state | 25.3 | 24.1 | 22.8 | 20.9 |
| 12 | county | 22.2 | 20.3 | 20.7 | 17.8 |
| | state | 21.4 | 20.6 | 18.1 | 17.0 |
| Combined | county | 22.5 | 21.3 | 21.3 | 18.7 |
| | state | 21.5 | 21.1 | 20.7 | 19.1 |

Table 3.67: Peer Risk - Perceived Risk of Drug Use

| Grade | Group | 2021-22 | 2022-23 | 2023-24 | 2024-25 |
|-----------------|---------------|-------------|-------------|-------------|-------------|
| 6 | county | 55.1 | 50.0 | 54.7 | 54.2 |
| | state | 58.1 | 58.9 | 58.0 | 56.6 |
| 8 | county | 52.0 | 60.4 | 55.8 | 52.8 |
| | state | 58.2 | 59.7 | 57.1 | 54.7 |
| 10 | county | 55.6 | 54.7 | 50.2 | 48.1 |
| | state | 55.5 | 54.7 | 52.0 | 47.8 |
| 12 | county | 58.0 | 60.4 | 57.5 | 56.3 |
| | state | 60.6 | 60.8 | 56.9 | 53.4 |
| Combined | county | 54.5 | 56.2 | 54.4 | 52.7 |
| | state | 57.9 | 58.4 | 56.1 | 53.5 |

Table 3.68: Peer Risk - Peer Rewards for Antisocial Involvement

| Grade | Group | 2021-22 | 2022-23 | 2023-24 | 2024-25 |
|-----------------|---------------|-------------|-------------|-------------|-------------|
| 6 | county | 28.9 | 21.9 | 26.1 | 22.6 |
| | state | 29.2 | 29.8 | 26.9 | 26.2 |
| 8 | county | 40.8 | 45.4 | 33.6 | 33.7 |
| | state | 36.7 | 34.3 | 31.9 | 30.9 |
| 10 | county | 36.5 | 39.4 | 35.7 | 29.0 |
| | state | 35.7 | 35.2 | 33.3 | 29.1 |
| 12 | county | 51.5 | 45.8 | 43.8 | 41.1 |
| | state | 46.1 | 43.4 | 42.0 | 41.0 |
| Combined | county | 37.6 | 37.9 | 33.6 | 30.7 |
| | state | 35.9 | 34.7 | 32.3 | 30.6 |

Table 3.69: School Protective - School Opportunities for PSI

| Grade | Group | 2021-22 | 2022-23 | 2023-24 | 2024-25 |
|-----------------|---------------|-------------|-------------|-------------|-------------|
| 6 | county | 54.0 | 56.2 | 52.8 | 53.5 |
| | state | 48.8 | 49.9 | 49.3 | 49.8 |
| 8 | county | 73.6 | 64.7 | 70.3 | 67.1 |
| | state | 65.5 | 64.8 | 65.2 | 66.2 |
| 10 | county | 66.4 | 63.8 | 65.7 | 70.1 |
| | state | 66.4 | 65.4 | 66.5 | 67.4 |
| 12 | county | 60.8 | 68.1 | 64.5 | 70.2 |
| | state | 66.7 | 66.5 | 68.1 | 70.7 |
| Combined | county | 64.1 | 63.0 | 63.3 | 64.5 |
| | state | 61.0 | 61.0 | 61.3 | 62.2 |

PSI, prosocial involvement.

Table 3.70: School Protective - School Rewards for PSI

| Grade | Group | 2021-22 | 2022-23 | 2023-24 | 2024-25 |
|-----------------|---------------|-------------|-------------|-------------|-------------|
| 6 | county | 49.7 | 48.2 | 45.8 | 47.3 |
| | state | 48.5 | 47.4 | 46.6 | 48.2 |
| 8 | county | 46.0 | 42.5 | 48.8 | 42.9 |
| | state | 49.8 | 47.6 | 48.5 | 49.4 |
| 10 | county | 56.6 | 51.8 | 56.4 | 61.4 |
| | state | 59.6 | 57.4 | 59.2 | 61.6 |
| 12 | county | 38.3 | 39.9 | 42.5 | 51.3 |
| | state | 46.3 | 44.8 | 46.7 | 48.1 |
| Combined | county | 48.0 | 46.0 | 48.8 | 49.9 |
| | state | 51.1 | 49.5 | 50.2 | 51.7 |

PSI, prosocial involvement.

Table 3.71: I feel safe at my school.

| | | NO! | no | yes | YES! |
|----------|--------|-----|------|------|------|
| 6 | county | 4.5 | 11.2 | 49.4 | 34.9 |
| | state | 7.0 | 14.4 | 46.6 | 32.1 |
| 8 | county | 9.0 | 18.9 | 58.2 | 13.9 |
| | state | 8.9 | 19.2 | 55.5 | 16.5 |
| 10 | county | 4.9 | 16.6 | 61.4 | 17.2 |
| | state | 8.0 | 19.1 | 59.1 | 13.9 |
| 12 | county | 4.8 | 14.6 | 59.1 | 21.5 |
| | state | 7.4 | 17.0 | 58.4 | 17.2 |
| Combined | county | 6.1 | 15.5 | 56.7 | 21.7 |
| | state | 7.9 | 17.4 | 54.1 | 20.7 |

Table 3.72: How often have you taken a handgun to school?

| | | Never | 1-2 times | 3-5 times | 6-9 times | 10+ times |
|----------|--------|-------|-----------|-----------|-----------|-----------|
| 6 | county | 100.0 | 0.0 | 0.0 | 0.0 | 0.0 |
| | state | 99.8 | 0.1 | 0.0 | 0.0 | 0.0 |
| 8 | county | 99.7 | 0.3 | 0.0 | 0.0 | 0.0 |
| | state | 99.7 | 0.2 | 0.1 | 0.0 | 0.0 |
| 10 | county | 99.9 | 0.1 | 0.0 | 0.0 | 0.0 |
| | state | 99.7 | 0.2 | 0.1 | 0.0 | 0.0 |
| 12 | county | 99.8 | 0.2 | 0.0 | 0.0 | 0.0 |
| | state | 99.8 | 0.0 | 0.1 | 0.0 | 0.1 |
| Combined | county | 99.8 | 0.2 | 0.0 | 0.0 | 0.0 |
| | state | 99.7 | 0.1 | 0.1 | 0.0 | 0.0 |

Table 3.73: How wrong do you think it is for someone your age to take a handgun to school?

| | | Very Wrong | Wrong | A Little Bit Wrong | Not at All Wrong |
|----------|--------|------------|-------|--------------------|------------------|
| 6 | county | 96.3 | 2.9 | 0.2 | 0.6 |
| | state | 95.0 | 3.3 | 0.8 | 0.9 |
| 8 | county | 93.9 | 5.3 | 0.4 | 0.4 |
| | state | 94.3 | 4.2 | 0.8 | 0.7 |
| 10 | county | 95.4 | 3.4 | 0.5 | 0.7 |
| | state | 94.2 | 4.7 | 0.7 | 0.5 |
| 12 | county | 92.6 | 5.8 | 1.2 | 0.4 |
| | state | 94.3 | 4.3 | 0.8 | 0.6 |
| Combined | county | 94.7 | 4.3 | 0.5 | 0.5 |
| | state | 94.5 | 4.0 | 0.8 | 0.7 |

Table 3.74: Have any of your brothers/sisters ever taken a handgun to school?

| | | No | Yes | I don't have any brothers or sisters |
|----------|--------|------|-----|--------------------------------------|
| 6 | county | 93.7 | 0.1 | 6.2 |
| | state | 95.2 | 0.7 | 4.2 |
| 8 | county | 93.7 | 0.7 | 5.6 |
| | state | 94.7 | 1.0 | 4.4 |
| 10 | county | 93.6 | 0.6 | 5.8 |
| | state | 94.3 | 1.0 | 4.6 |
| 12 | county | 92.8 | 0.2 | 7.0 |
| | state | 93.6 | 1.0 | 5.3 |
| Combined | county | 93.5 | 0.5 | 6.0 |
| | state | 94.6 | 0.9 | 4.5 |

Table 3.75: Location of Alcohol Use

| | | My Home | Someone Else's Home | Open Area Like a Park, etc. | Sporting Event or Concert | Restaurant, Bar, or a Nightclub | Empty Building or Site | Hotel/Motel | In a Car | At School |
|----------|--------|---------|------------------------|-----------------------------------|---------------------------------|---------------------------------------|------------------------------|-------------|----------|-----------|
| 6 | county | 65.0 | 10.0 | 5.0 | 0.0 | 5.0 | 0.0 | 10.0 | 5.0 | 0.0 |
| | state | 61.2 | 23.0 | 6.1 | 1.3 | 3.7 | 0.9 | 1.2 | 1.2 | 1.3 |
| 8 | county | 49.6 | 26.1 | 12.2 | 2.6 | 3.5 | 1.7 | 1.7 | 1.7 | 0.9 |
| | state | 53.8 | 29.7 | 8.4 | 1.5 | 2.4 | 0.8 | 0.8 | 1.4 | 1.2 |
| 10 | county | 45.2 | 39.1 | 8.7 | 1.7 | 3.5 | 0.9 | 0.9 | 0.0 | 0.0 |
| | state | 44.8 | 40.6 | 7.3 | 1.6 | 2.1 | 0.4 | 0.9 | 1.6 | 0.7 |
| 12 | county | 23.3 | 59.2 | 11.7 | 1.9 | 1.0 | 0.0 | 1.0 | 1.9 | 0.0 |
| | state | 38.3 | 45.8 | 7.8 | 1.6 | 2.8 | 0.4 | 0.9 | 1.9 | 0.5 |
| Combined | county | 41.4 | 39.1 | 10.5 | 2.0 | 2.8 | 0.8 | 1.7 | 1.4 | 0.3 |
| | state | 47.2 | 37.2 | 7.6 | 1.5 | 2.6 | 0.6 | 0.9 | 1.6 | 0.8 |

*The response 'I did not drink alcohol in the past year' has been removed from this table.

Sources of Alcohol

If you drank alcohol (not just a sip or taste) in the past year, how did you get it?

Table 3.76: Source of Alcohol - I did not drink alcohol in the past year

| Grade | Group | 2021-22 | 2022-23 | 2023-24 | 2024-25 |
|-----------------|---------------|-------------|-------------|-------------|-------------|
| 6 | county | 94.9 | 93.3 | 94.7 | 95.6 |
| | state | 93.5 | 93.4 | 94.2 | 94.3 |
| 8 | county | 88.4 | 87.7 | 89.2 | 88.1 |
| | state | 85.8 | 86.9 | 87.5 | 88.2 |
| 10 | county | 78.4 | 73.2 | 83.0 | 82.3 |
| | state | 75.2 | 76.8 | 79.5 | 81.2 |
| 12 | county | 66.9 | 63.3 | 66.1 | 77.0 |
| | state | 64.7 | 66.6 | 70.7 | 72.4 |
| Combined | county | 85.6 | 80.0 | 85.8 | 87.1 |
| | state | 81.9 | 82.9 | 84.9 | 85.9 |

Table 3.77: Source of Alcohol - Bought It Myself WITH a Fake ID

| Grade | Group | 2021-22 | 2022-23 | 2023-24 | 2024-25 |
|-----------------|---------------|------------|------------|------------|------------|
| 6 | county | 0.0 | 0.3 | 0.2 | 0.1 |
| | state | 0.2 | 0.2 | 0.2 | 0.3 |
| 8 | county | 0.0 | 0.0 | 0.0 | 0.3 |
| | state | 0.2 | 0.3 | 0.2 | 0.3 |
| 10 | county | 0.2 | 0.0 | 0.1 | 0.0 |
| | state | 0.4 | 0.4 | 0.5 | 0.4 |
| 12 | county | 1.9 | 0.8 | 2.0 | 1.1 |
| | state | 1.1 | 0.9 | 0.8 | 0.7 |
| Combined | county | 0.3 | 0.2 | 0.4 | 0.3 |
| | state | 0.4 | 0.4 | 0.4 | 0.4 |

Table 3.78: Source of Alcohol - Bought It Myself WITHOUT a Fake ID

| Grade | Group | 2021-22 | 2022-23 | 2023-24 | 2024-25 |
|-----------------|---------------|------------|------------|------------|------------|
| 6 | county | 0.0 | 0.3 | 0.1 | 0.1 |
| | state | 0.1 | 0.1 | 0.1 | 0.2 |
| 8 | county | 0.1 | 0.0 | 0.1 | 0.0 |
| | state | 0.1 | 0.2 | 0.2 | 0.2 |
| 10 | county | 0.7 | 0.6 | 0.5 | 0.9 |
| | state | 0.8 | 0.7 | 0.6 | 0.6 |
| 12 | county | 2.5 | 3.5 | 2.4 | 3.8 |
| | state | 2.5 | 2.5 | 1.8 | 2.0 |
| Combined | county | 0.5 | 1.0 | 0.6 | 0.8 |
| | state | 0.7 | 0.7 | 0.5 | 0.6 |

Table 3.79: Source of Alcohol - Got it delivered (Liquor store delivery, etc.)

| Grade | Group | 2021-22 | 2022-23 | 2023-24 | 2024-25 |
|-----------------|---------------|------------|------------|------------|------------|
| 6 | county | 0.0 | 0.3 | 0.2 | 0.0 |
| | state | 0.1 | 0.1 | 0.1 | 0.2 |
| 8 | county | 0.1 | 0.0 | 0.0 | 0.2 |
| | state | 0.2 | 0.2 | 0.2 | 0.3 |
| 10 | county | 0.2 | 0.3 | 0.4 | 0.0 |
| | state | 0.4 | 0.4 | 0.4 | 0.4 |
| 12 | county | 0.3 | 0.4 | 0.2 | 0.4 |
| | state | 0.6 | 0.6 | 0.5 | 0.4 |
| Combined | county | 0.1 | 0.2 | 0.2 | 0.1 |
| | state | 0.3 | 0.3 | 0.3 | 0.3 |

Answer introduced in 2021. Data comparison for all prior years is not available.

Table 3.80: Source of Alcohol - Bought it on-line

| Grade | Group | 2021-22 | 2022-23 | 2023-24 | 2024-25 |
|-----------------|---------------|------------|------------|------------|------------|
| 6 | county | 0.0 | 0.3 | 0.2 | 0.0 |
| | state | 0.1 | 0.1 | 0.1 | 0.1 |
| 8 | county | 0.0 | 0.0 | 0.0 | 0.1 |
| | state | 0.1 | 0.1 | 0.1 | 0.2 |
| 10 | county | 0.2 | 0.3 | 0.3 | 0.1 |
| | state | 0.2 | 0.2 | 0.2 | 0.3 |
| 12 | county | 0.3 | 0.0 | 0.4 | 0.2 |
| | state | 0.3 | 0.3 | 0.3 | 0.1 |
| Combined | county | 0.1 | 0.2 | 0.2 | 0.1 |
| | state | 0.2 | 0.1 | 0.2 | 0.2 |

Answer introduced in 2021. Data comparison for all prior years is not available.

Table 3.81: Source of Alcohol - Someone I Know Age 21 or OLDER

| Grade | Group | 2021-22 | 2022-23 | 2023-24 | 2024-25 |
|-----------------|---------------|------------|------------|------------|------------|
| 6 | county | 1.4 | 1.3 | 2.1 | 1.1 |
| | state | 1.8 | 1.7 | 1.6 | 1.7 |
| 8 | county | 2.5 | 3.5 | 2.9 | 3.6 |
| | state | 4.4 | 3.9 | 3.9 | 3.7 |
| 10 | county | 7.7 | 7.9 | 5.7 | 5.8 |
| | state | 10.2 | 8.8 | 7.7 | 7.1 |
| 12 | county | 17.3 | 19.1 | 13.7 | 9.2 |
| | state | 17.7 | 15.9 | 14.1 | 12.2 |
| Combined | county | 5.1 | 7.4 | 5.0 | 4.3 |
| | state | 7.3 | 6.4 | 5.7 | 5.2 |

Table 3.82: Source of Alcohol - Someone I Know UNDER Age 21

| Grade | Group | 2021-22 | 2022-23 | 2023-24 | 2024-25 |
|-----------------|---------------|------------|------------|------------|------------|
| 6 | county | 0.7 | 1.0 | 0.2 | 0.1 |
| | state | 0.5 | 0.4 | 0.4 | 0.4 |
| 8 | county | 1.3 | 0.3 | 1.6 | 2.2 |
| | state | 2.1 | 1.6 | 1.8 | 1.8 |
| 10 | county | 3.5 | 7.3 | 2.7 | 3.3 |
| | state | 5.2 | 4.3 | 3.5 | 3.6 |
| 12 | county | 8.0 | 12.9 | 9.1 | 6.0 |
| | state | 7.9 | 7.0 | 6.1 | 6.0 |
| Combined | county | 2.5 | 5.0 | 2.6 | 2.5 |
| | state | 3.4 | 2.8 | 2.5 | 2.4 |

Table 3.83: Source of Alcohol - My Brother or Sister

| Grade | Group | 2021-22 | 2022-23 | 2023-24 | 2024-25 |
|-----------------|---------------|------------|------------|------------|------------|
| 6 | county | 0.6 | 0.7 | 0.7 | 0.2 |
| | state | 0.6 | 0.6 | 0.6 | 0.6 |
| 8 | county | 1.0 | 1.8 | 1.1 | 1.7 |
| | state | 1.3 | 1.4 | 1.2 | 1.4 |
| 10 | county | 3.7 | 3.1 | 2.0 | 2.1 |
| | state | 2.7 | 2.4 | 1.8 | 2.0 |
| 12 | county | 2.2 | 5.5 | 4.4 | 1.3 |
| | state | 3.4 | 3.4 | 2.7 | 2.6 |
| Combined | county | 1.5 | 2.6 | 1.7 | 1.3 |
| | state | 1.8 | 1.7 | 1.4 | 1.5 |

Table 3.84: Source of Alcohol - Home WITH Parents' Permission

| Grade | Group | 2021-22 | 2022-23 | 2023-24 | 2024-25 |
|-----------------|---------------|------------|------------|------------|------------|
| 6 | county | 2.3 | 3.7 | 3.4 | 1.6 |
| | state | 2.6 | 2.8 | 2.6 | 2.4 |
| 8 | county | 4.2 | 4.7 | 4.4 | 4.5 |
| | state | 4.2 | 4.5 | 4.7 | 3.9 |
| 10 | county | 7.2 | 6.8 | 4.5 | 6.1 |
| | state | 6.5 | 6.8 | 6.7 | 5.6 |
| 12 | county | 9.6 | 12.5 | 11.5 | 4.9 |
| | state | 9.0 | 9.5 | 8.5 | 7.7 |
| Combined | county | 4.9 | 6.6 | 5.2 | 4.1 |
| | state | 5.1 | 5.4 | 5.2 | 4.4 |

Table 3.85: Source of Alcohol - Home WITHOUT Parents' Permission

| Grade | Group | 2021-22 | 2022-23 | 2023-24 | 2024-25 |
|-----------------|---------------|------------|------------|------------|------------|
| 6 | county | 1.3 | 1.7 | 0.8 | 0.4 |
| | state | 1.1 | 1.1 | 1.1 | 1.0 |
| 8 | county | 2.9 | 3.8 | 3.2 | 2.8 |
| | state | 3.5 | 2.7 | 2.8 | 2.7 |
| 10 | county | 6.7 | 5.6 | 4.3 | 2.7 |
| | state | 5.0 | 4.7 | 4.0 | 3.6 |
| 12 | county | 4.6 | 6.2 | 4.7 | 1.7 |
| | state | 4.1 | 3.9 | 3.5 | 2.8 |
| Combined | county | 3.4 | 4.3 | 3.0 | 1.9 |
| | state | 3.3 | 3.0 | 2.7 | 2.4 |

Table 3.86: Source of Alcohol - Another Relative

| Grade | Group | 2021-22 | 2022-23 | 2023-24 | 2024-25 |
|-----------------|---------------|------------|------------|------------|------------|
| 6 | county | 1.3 | 1.0 | 1.5 | 0.4 |
| | state | 1.3 | 1.1 | 1.0 | 1.0 |
| 8 | county | 1.3 | 1.2 | 1.7 | 2.3 |
| | state | 2.5 | 2.2 | 2.2 | 2.1 |
| 10 | county | 2.3 | 5.4 | 2.9 | 3.3 |
| | state | 4.0 | 4.0 | 3.3 | 3.2 |
| 12 | county | 5.6 | 5.9 | 3.3 | 3.2 |
| | state | 4.5 | 4.7 | 3.7 | 3.8 |
| Combined | county | 2.1 | 3.3 | 2.2 | 2.1 |
| | state | 2.8 | 2.7 | 2.4 | 2.3 |

Table 3.87: Source of Alcohol - A Stranger Bought It For Me

| Grade | Group | 2021-22 | 2022-23 | 2023-24 | 2024-25 |
|-----------------|---------------|------------|------------|------------|------------|
| 6 | county | 0.1 | 0.3 | 0.2 | 0.0 |
| | state | 0.1 | 0.2 | 0.1 | 0.1 |
| 8 | county | 0.2 | 0.0 | 0.1 | 0.2 |
| | state | 0.3 | 0.3 | 0.2 | 0.3 |
| 10 | county | 0.5 | 0.6 | 0.4 | 0.3 |
| | state | 1.1 | 0.8 | 0.7 | 0.7 |
| 12 | county | 1.9 | 1.6 | 1.6 | 1.3 |
| | state | 1.8 | 1.4 | 1.5 | 1.3 |
| Combined | county | 0.5 | 0.6 | 0.4 | 0.3 |
| | state | 0.7 | 0.6 | 0.5 | 0.5 |

Table 3.88: Source of Alcohol - Took It From a Store or Shop

| Grade | Group | 2021-22 | 2022-23 | 2023-24 | 2024-25 |
|-----------------|---------------|------------|------------|------------|------------|
| 6 | county | 0.1 | 0.3 | 0.2 | 0.0 |
| | state | 0.1 | 0.1 | 0.1 | 0.1 |
| 8 | county | 0.2 | 0.0 | 0.1 | 0.5 |
| | state | 0.2 | 0.2 | 0.2 | 0.3 |
| 10 | county | 0.7 | 0.6 | 0.1 | 0.4 |
| | state | 0.4 | 0.5 | 0.2 | 0.4 |
| 12 | county | 0.0 | 0.4 | 0.4 | 0.4 |
| | state | 0.3 | 0.4 | 0.5 | 0.5 |
| Combined | county | 0.3 | 0.3 | 0.2 | 0.3 |
| | state | 0.2 | 0.3 | 0.2 | 0.3 |

Table 3.89: Source of Alcohol - Other

| Grade | Group | 2021-22 | 2022-23 | 2023-24 | 2024-25 |
|-----------------|---------------|------------|------------|------------|------------|
| 6 | county | 2.3 | 2.0 | 1.4 | 2.4 |
| | state | 2.4 | 2.4 | 2.1 | 2.3 |
| 8 | county | 2.4 | 2.1 | 2.9 | 4.2 |
| | state | 4.1 | 4.0 | 3.5 | 3.7 |
| 10 | county | 3.5 | 5.9 | 4.5 | 3.3 |
| | state | 6.1 | 5.7 | 5.1 | 5.5 |
| 12 | county | 5.0 | 6.2 | 6.2 | 5.8 |
| | state | 7.7 | 7.1 | 7.1 | 7.1 |
| Combined | county | 2.9 | 4.0 | 3.4 | 3.7 |
| | state | 4.7 | 4.5 | 4.0 | 4.2 |

Sources of Cigarettes

If you smoked cigarettes (not just a puff or drag) in the past year, how did you get them?

Table 3.90: Source of Cigarettes - I did not smoke cigarettes in the past year

| Grade | Group | 2021-22 | 2022-23 | 2023-24 | 2024-25 |
|-----------------|---------------|-------------|-------------|-------------|-------------|
| 6 | county | 98.1 | 98.0 | 99.5 | 98.1 |
| | state | 97.3 | 97.1 | 97.8 | 97.7 |
| 8 | county | 97.4 | 96.8 | 97.3 | 95.8 |
| | state | 94.8 | 95.4 | 96.0 | 96.1 |
| 10 | county | 97.2 | 93.7 | 95.4 | 96.2 |
| | state | 92.5 | 93.1 | 93.9 | 94.6 |
| 12 | county | 92.9 | 93.2 | 90.9 | 91.2 |
| | state | 89.7 | 91.0 | 91.3 | 91.8 |
| Combined | county | 97.0 | 95.5 | 96.5 | 95.8 |
| | state | 94.1 | 94.6 | 95.3 | 95.6 |

Table 3.91: Source of Cigarettes - Bought Them Myself WITH a Fake ID

| Grade | Group | 2021-22 | 2022-23 | 2023-24 | 2024-25 |
|-----------------|---------------|------------|------------|------------|------------|
| 6 | county | 0.1 | 0.0 | 0.2 | 0.1 |
| | state | 0.1 | 0.1 | 0.1 | 0.2 |
| 8 | county | 0.0 | 0.3 | 0.3 | 0.0 |
| | state | 0.1 | 0.1 | 0.2 | 0.2 |
| 10 | county | 0.2 | 0.6 | 0.1 | 0.0 |
| | state | 0.2 | 0.2 | 0.3 | 0.2 |
| 12 | county | 1.9 | 0.4 | 0.4 | 0.4 |
| | state | 0.5 | 0.5 | 0.4 | 0.3 |
| Combined | county | 0.3 | 0.3 | 0.3 | 0.1 |
| | state | 0.2 | 0.2 | 0.2 | 0.2 |

Table 3.92: Source of Cigarettes - Bought Them Myself WITHOUT a Fake ID

| Grade | Group | 2021-22 | 2022-23 | 2023-24 | 2024-25 |
|-----------------|---------------|------------|------------|------------|------------|
| 6 | county | 0.0 | 0.0 | 0.1 | 0.1 |
| | state | 0.1 | 0.1 | 0.1 | 0.1 |
| 8 | county | 0.1 | 0.0 | 0.1 | 0.1 |
| | state | 0.2 | 0.1 | 0.2 | 0.1 |
| 10 | county | 0.2 | 0.3 | 0.3 | 0.1 |
| | state | 0.3 | 0.4 | 0.4 | 0.4 |
| 12 | county | 2.2 | 1.2 | 0.9 | 1.5 |
| | state | 1.6 | 1.5 | 0.9 | 0.8 |
| Combined | county | 0.4 | 0.3 | 0.3 | 0.3 |
| | state | 0.4 | 0.4 | 0.3 | 0.3 |

Table 3.93: Source of Cigarettes - Someone I Know Age 21 or OLDER

| Grade | Group | 2021-22 | 2022-23 | 2023-24 | 2024-25 |
|-----------------|---------------|------------|------------|------------|------------|
| 6 | county | 0.4 | 0.0 | 0.4 | 0.5 |
| | state | 0.3 | 0.3 | 0.3 | 0.4 |
| 8 | county | 0.4 | 0.0 | 0.3 | 0.7 |
| | state | 1.0 | 0.7 | 0.7 | 0.6 |
| 10 | county | 0.5 | 2.3 | 0.9 | 0.4 |
| | state | 2.1 | 1.7 | 1.4 | 1.1 |
| 12 | county | 2.8 | 1.2 | 1.5 | 1.9 |
| | state | 3.6 | 2.7 | 2.7 | 2.5 |
| Combined | county | 0.8 | 0.9 | 0.7 | 0.8 |
| | state | 1.5 | 1.1 | 1.1 | 1.0 |

Answer changed from "Age 18" to "Age 21" in 2021 to reflect new smoking laws.

Table 3.94: Source of Cigarettes - Someone I Know UNDER Age 21

| Grade | Group | 2021-22 | 2022-23 | 2023-24 | 2024-25 |
|-----------------|---------------|------------|------------|------------|------------|
| 6 | county | 0.1 | 0.3 | 0.1 | 0.5 |
| | state | 0.5 | 0.3 | 0.3 | 0.4 |
| 8 | county | 0.6 | 0.6 | 0.6 | 1.2 |
| | state | 1.2 | 0.9 | 0.9 | 0.9 |
| 10 | county | 1.2 | 1.1 | 1.1 | 0.7 |
| | state | 2.0 | 1.6 | 1.5 | 1.2 |
| 12 | county | 3.4 | 2.8 | 2.4 | 1.7 |
| | state | 2.9 | 2.3 | 2.4 | 1.7 |
| Combined | county | 0.9 | 1.1 | 0.9 | 1.0 |
| | state | 1.5 | 1.1 | 1.1 | 0.9 |

Answer changed from "Age 18" to "Age 21" in 2021 to reflect new smoking laws.

Table 3.95: Source of Cigarettes - My Brother or Sister

| Grade | Group | 2021-22 | 2022-23 | 2023-24 | 2024-25 |
|-----------------|---------------|------------|------------|------------|------------|
| 6 | county | 0.1 | 0.0 | 0.2 | 0.1 |
| | state | 0.3 | 0.2 | 0.2 | 0.2 |
| 8 | county | 0.2 | 0.3 | 0.5 | 0.3 |
| | state | 0.5 | 0.4 | 0.5 | 0.4 |
| 10 | county | 1.2 | 0.3 | 0.1 | 0.1 |
| | state | 0.6 | 0.4 | 0.3 | 0.3 |
| 12 | county | 0.3 | 0.8 | 0.4 | 0.6 |
| | state | 0.7 | 0.5 | 0.4 | 0.4 |
| Combined | county | 0.4 | 0.3 | 0.3 | 0.3 |
| | state | 0.5 | 0.4 | 0.3 | 0.3 |

Table 3.96: Source of Cigarettes - Home WITH Parents' Permission

| Grade | Group | 2021-22 | 2022-23 | 2023-24 | 2024-25 |
|-----------------|---------------|------------|------------|------------|------------|
| 6 | county | 0.1 | 0.3 | 0.1 | 0.0 |
| | state | 0.2 | 0.2 | 0.2 | 0.2 |
| 8 | county | 0.1 | 0.6 | 0.1 | 0.4 |
| | state | 0.2 | 0.3 | 0.3 | 0.3 |
| 10 | county | 0.2 | 0.9 | 0.0 | 0.1 |
| | state | 0.5 | 0.6 | 0.3 | 0.3 |
| 12 | county | 0.3 | 1.6 | 0.2 | 0.2 |
| | state | 0.7 | 0.6 | 0.4 | 0.4 |
| Combined | county | 0.2 | 0.8 | 0.1 | 0.2 |
| | state | 0.4 | 0.4 | 0.3 | 0.3 |

Table 3.97: Source of Cigarettes - Home WITHOUT Parents' Permission

| Grade | Group | 2021-22 | 2022-23 | 2023-24 | 2024-25 |
|-----------------|---------------|------------|------------|------------|------------|
| 6 | county | 0.4 | 1.0 | 0.4 | 0.5 |
| | state | 0.6 | 0.6 | 0.6 | 0.6 |
| 8 | county | 0.8 | 0.6 | 0.6 | 0.9 |
| | state | 1.5 | 1.2 | 1.2 | 1.1 |
| 10 | county | 1.2 | 1.4 | 0.5 | 0.7 |
| | state | 1.5 | 1.5 | 1.4 | 1.2 |
| 12 | county | 0.9 | 2.4 | 0.9 | 1.3 |
| | state | 1.1 | 1.1 | 1.3 | 1.0 |
| Combined | county | 0.8 | 1.3 | 0.6 | 0.8 |
| | state | 1.2 | 1.1 | 1.1 | 0.9 |

Table 3.98: Source of Cigarettes - Another Relative

| Grade | Group | 2021-22 | 2022-23 | 2023-24 | 2024-25 |
|-----------------|---------------|------------|------------|------------|------------|
| 6 | county | 0.1 | 0.3 | 0.2 | 0.0 |
| | state | 0.3 | 0.4 | 0.4 | 0.4 |
| 8 | county | 0.3 | 0.3 | 0.2 | 0.4 |
| | state | 0.7 | 0.6 | 0.5 | 0.5 |
| 10 | county | 0.5 | 1.4 | 0.5 | 0.4 |
| | state | 1.0 | 0.8 | 0.7 | 0.7 |
| 12 | county | 0.9 | 1.2 | 0.4 | 0.9 |
| | state | 0.9 | 0.9 | 0.7 | 0.6 |
| Combined | county | 0.4 | 0.8 | 0.3 | 0.4 |
| | state | 0.7 | 0.7 | 0.5 | 0.5 |

Table 3.99: Source of Cigarettes - A Stranger Bought Them For Me

| Grade | Group | 2021-22 | 2022-23 | 2023-24 | 2024-25 |
|-----------------|---------------|------------|------------|------------|------------|
| 6 | county | 0.1 | 0.0 | 0.2 | 0.0 |
| | state | 0.1 | 0.1 | 0.1 | 0.1 |
| 8 | county | 0.2 | 0.0 | 0.0 | 0.3 |
| | state | 0.3 | 0.2 | 0.2 | 0.2 |
| 10 | county | 0.7 | 1.1 | 0.4 | 0.0 |
| | state | 0.5 | 0.4 | 0.3 | 0.3 |
| 12 | county | 0.6 | 1.2 | 0.0 | 0.0 |
| | state | 0.8 | 0.6 | 0.5 | 0.5 |
| Combined | county | 0.3 | 0.6 | 0.2 | 0.1 |
| | state | 0.4 | 0.3 | 0.2 | 0.2 |

Table 3.100: Source of Cigarettes - Took Them From a Store or Shop

| Grade | Group | 2021-22 | 2022-23 | 2023-24 | 2024-25 |
|-----------------|---------------|------------|------------|------------|------------|
| 6 | county | 0.0 | 0.0 | 0.2 | 0.1 |
| | state | 0.1 | 0.1 | 0.1 | 0.1 |
| 8 | county | 0.0 | 0.0 | 0.1 | 0.2 |
| | state | 0.1 | 0.1 | 0.2 | 0.1 |
| 10 | county | 0.2 | 0.3 | 0.1 | 0.0 |
| | state | 0.2 | 0.2 | 0.2 | 0.2 |
| 12 | county | 0.3 | 0.4 | 0.0 | 0.2 |
| | state | 0.2 | 0.3 | 0.3 | 0.2 |
| Combined | county | 0.1 | 0.2 | 0.1 | 0.1 |
| | state | 0.2 | 0.2 | 0.2 | 0.1 |

Table 3.101: Source of Cigarettes - Other

| Grade | Group | 2021-22 | 2022-23 | 2023-24 | 2024-25 |
|-----------------|---------------|------------|------------|------------|------------|
| 6 | county | 1.4 | 1.0 | 0.1 | 1.5 |
| | state | 1.7 | 1.8 | 1.3 | 1.4 |
| 8 | county | 1.1 | 1.4 | 1.6 | 2.6 |
| | state | 2.3 | 2.4 | 1.8 | 2.1 |
| 10 | county | 0.9 | 1.7 | 2.3 | 1.3 |
| | state | 3.1 | 2.9 | 2.4 | 2.6 |
| 12 | county | 1.9 | 2.0 | 3.5 | 3.6 |
| | state | 3.3 | 3.2 | 3.1 | 3.8 |
| Combined | county | 1.3 | 1.5 | 1.6 | 2.2 |
| | state | 2.5 | 2.5 | 2.0 | 2.3 |

Sources of Vaping Products

If you used a nicotine (or flavor based) vaping product like e-cigarettes, e-cigars, or e-hookahs (not just a puff or drag) in the past year, how did you get them?

Table 3.102: Source of Vaping Products - I did not use e-cigarettes, e-cigars, or e-hookahs in the past year

| Grade | Group | 2021-22 | 2022-23 | 2023-24 | 2024-25 |
|-----------------|---------------|-------------|-------------|-------------|-------------|
| 6 | county | 97.7 | 96.7 | 98.2 | 98.5 |
| | state | 96.2 | 96.2 | 96.4 | 96.6 |
| 8 | county | 92.8 | 93.6 | 93.7 | 92.5 |
| | state | 89.0 | 90.2 | 91.5 | 91.1 |
| 10 | county | 84.8 | 82.7 | 89.4 | 89.1 |
| | state | 81.6 | 84.5 | 86.8 | 88.1 |
| 12 | county | 80.8 | 81.5 | 84.0 | 87.8 |
| | state | 77.8 | 79.8 | 82.9 | 83.9 |
| Combined | county | 91.1 | 88.8 | 92.5 | 92.6 |
| | state | 87.4 | 88.8 | 90.5 | 90.9 |

Table 3.103: Source of Vaping Products - Bought them in a store such as a convenience store, supermarket, discount store, or gas station

| Grade | Group | 2021-22 | 2022-23 | 2023-24 | 2024-25 |
|-----------------|---------------|------------|------------|------------|------------|
| 6 | county | 0.3 | 0.0 | 0.2 | 0.1 |
| | state | 0.3 | 0.3 | 0.3 | 0.3 |
| 8 | county | 0.3 | 0.3 | 0.3 | 0.5 |
| | state | 0.6 | 0.6 | 0.6 | 0.5 |
| 10 | county | 0.5 | 1.7 | 1.2 | 1.8 |
| | state | 1.8 | 1.6 | 1.2 | 1.0 |
| 12 | county | 4.6 | 4.7 | 5.6 | 5.6 |
| | state | 5.4 | 4.5 | 3.6 | 3.0 |
| Combined | county | 0.9 | 1.5 | 1.3 | 1.5 |
| | state | 1.6 | 1.4 | 1.1 | 0.9 |

Table 3.104: Source of Vaping Products - On the Internet

| Grade | Group | 2021-22 | 2022-23 | 2023-24 | 2024-25 |
|-----------------|---------------|------------|------------|------------|------------|
| 6 | county | 0.1 | 0.3 | 0.1 | 0.1 |
| | state | 0.1 | 0.2 | 0.1 | 0.2 |
| 8 | county | 0.5 | 0.0 | 0.3 | 0.3 |
| | state | 0.4 | 0.3 | 0.4 | 0.2 |
| 10 | county | 0.2 | 0.6 | 0.4 | 0.0 |
| | state | 0.6 | 0.5 | 0.5 | 0.4 |
| 12 | county | 0.3 | 0.4 | 0.0 | 0.4 |
| | state | 0.7 | 0.8 | 0.5 | 0.6 |
| Combined | county | 0.3 | 0.3 | 0.2 | 0.2 |
| | state | 0.4 | 0.4 | 0.3 | 0.3 |

Table 3.105: Source of Vaping Products - A store that sells electronic cigarettes, such as a "vape shop"

| Grade | Group | 2021-22 | 2022-23 | 2023-24 | 2024-25 |
|-----------------|---------------|------------|------------|------------|------------|
| 6 | county | 0.0 | 0.0 | 0.2 | 0.2 |
| | state | 0.2 | 0.2 | 0.1 | 0.2 |
| 8 | county | 0.0 | 0.0 | 0.1 | 0.6 |
| | state | 0.5 | 0.5 | 0.3 | 0.5 |
| 10 | county | 0.5 | 1.4 | 0.5 | 1.0 |
| | state | 1.2 | 1.1 | 0.8 | 1.1 |
| 12 | county | 1.9 | 1.2 | 2.0 | 1.7 |
| | state | 2.7 | 2.2 | 2.4 | 2.2 |
| Combined | county | 0.3 | 0.6 | 0.5 | 0.8 |
| | state | 1.0 | 0.8 | 0.7 | 0.8 |

Table 3.106: Source of Vaping Products - A family member

| Grade | Group | 2021-22 | 2022-23 | 2023-24 | 2024-25 |
|-----------------|---------------|------------|------------|------------|------------|
| 6 | county | 1.2 | 1.7 | 0.8 | 1.1 |
| | state | 1.6 | 1.6 | 1.6 | 1.5 |
| 8 | county | 2.3 | 0.9 | 2.2 | 3.0 |
| | state | 3.3 | 3.0 | 2.8 | 3.0 |
| 10 | county | 4.2 | 3.4 | 3.5 | 2.2 |
| | state | 4.5 | 3.9 | 3.3 | 3.2 |
| 12 | county | 3.1 | 3.5 | 1.8 | 3.4 |
| | state | 4.3 | 4.3 | 3.3 | 3.6 |
| Combined | county | 2.4 | 2.3 | 2.1 | 2.4 |
| | state | 3.3 | 3.0 | 2.6 | 2.7 |

Table 3.107: Source of Vaping Products - A friend

| Grade | Group | 2021-22 | 2022-23 | 2023-24 | 2024-25 |
|-----------------|---------------|------------|------------|------------|------------|
| 6 | county | 1.3 | 2.0 | 1.2 | 0.2 |
| | state | 1.9 | 1.8 | 1.7 | 1.4 |
| 8 | county | 4.9 | 5.2 | 4.1 | 4.9 |
| | state | 7.8 | 6.6 | 5.8 | 6.0 |
| 10 | county | 13.6 | 14.5 | 7.8 | 8.2 |
| | state | 13.3 | 11.1 | 9.3 | 8.4 |
| 12 | county | 14.2 | 14.2 | 10.0 | 7.9 |
| | state | 14.2 | 12.8 | 10.9 | 9.7 |
| Combined | county | 6.7 | 8.9 | 5.1 | 4.8 |
| | state | 8.5 | 7.4 | 6.2 | 5.8 |

Table 3.108: Source of Vaping Products - A stranger

| Grade | Group | 2021-22 | 2022-23 | 2023-24 | 2024-25 |
|-----------------|---------------|------------|------------|------------|------------|
| 6 | county | 0.1 | 0.3 | 0.4 | 0.2 |
| | state | 0.2 | 0.1 | 0.1 | 0.2 |
| 8 | county | 0.1 | 0.3 | 0.1 | 0.5 |
| | state | 0.5 | 0.5 | 0.3 | 0.4 |
| 10 | county | 0.5 | 0.9 | 0.5 | 0.4 |
| | state | 1.3 | 1.2 | 0.7 | 0.9 |
| 12 | county | 0.9 | 0.8 | 0.4 | 0.6 |
| | state | 1.5 | 1.1 | 1.2 | 0.9 |
| Combined | county | 0.3 | 0.6 | 0.3 | 0.4 |
| | state | 0.8 | 0.7 | 0.5 | 0.5 |

Table 3.109: Source of Vaping Products - Took them from a store or shop

| Grade | Group | 2021-22 | 2022-23 | 2023-24 | 2024-25 |
|-----------------|---------------|------------|------------|------------|------------|
| 6 | county | 0.0 | 0.0 | 0.4 | 0.0 |
| | state | 0.1 | 0.1 | 0.2 | 0.1 |
| 8 | county | 0.0 | 0.0 | 0.0 | 0.2 |
| | state | 0.2 | 0.2 | 0.3 | 0.2 |
| 10 | county | 0.5 | 0.6 | 0.3 | 0.0 |
| | state | 0.2 | 0.3 | 0.3 | 0.3 |
| 12 | county | 0.3 | 0.0 | 0.0 | 0.2 |
| | state | 0.2 | 0.3 | 0.2 | 0.4 |
| Combined | county | 0.1 | 0.2 | 0.2 | 0.1 |
| | state | 0.2 | 0.2 | 0.2 | 0.2 |

Table 3.110: Source of Vaping Products - Some other way

| Grade | Group | 2021-22 | 2022-23 | 2023-24 | 2024-25 |
|-----------------|---------------|------------|------------|------------|------------|
| 6 | county | 0.4 | 0.3 | 0.4 | 0.2 |
| | state | 1.0 | 1.0 | 0.9 | 1.0 |
| 8 | county | 1.2 | 1.2 | 1.0 | 2.6 |
| | state | 2.3 | 2.2 | 1.8 | 2.2 |
| 10 | county | 0.9 | 2.8 | 1.3 | 1.5 |
| | state | 3.5 | 3.1 | 2.6 | 2.3 |
| 12 | county | 1.5 | 1.2 | 3.1 | 1.9 |
| | state | 3.5 | 3.8 | 3.2 | 3.4 |
| Combined | county | 1.0 | 1.4 | 1.2 | 1.6 |
| | state | 2.4 | 2.4 | 2.0 | 2.1 |

Sources of Marijuana

If you used marijuana (weed, pot) (not just a puff or drag) in the past year, how did you get it?

Table 3.111: Source of Marijuana - I did not use marijuana in the past year

| Grade | Group | 2021-22 | 2022-23 | 2023-24 | 2024-25 |
|-----------------|---------------|-------------|-------------|-------------|-------------|
| 6 | county | 98.7 | 98.7 | 99.3 | 98.5 |
| | state | 98.1 | 97.8 | 98.4 | 98.6 |
| 8 | county | 97.0 | 96.8 | 96.3 | 95.2 |
| | state | 93.9 | 93.7 | 94.6 | 94.9 |
| 10 | county | 92.8 | 87.5 | 91.0 | 93.0 |
| | state | 87.1 | 87.0 | 89.4 | 91.4 |
| 12 | county | 82.5 | 85.9 | 85.4 | 88.2 |
| | state | 80.7 | 81.2 | 83.8 | 86.6 |
| Combined | county | 94.7 | 92.5 | 94.2 | 94.5 |
| | state | 91.2 | 91.2 | 92.8 | 93.9 |

Table 3.112: Source of Marijuana - Bought it myself

| Grade | Group | 2021-22 | 2022-23 | 2023-24 | 2024-25 |
|-----------------|---------------|------------|------------|------------|------------|
| 6 | county | 0.1 | 0.0 | 0.5 | 0.0 |
| | state | 0.2 | 0.2 | 0.1 | 0.2 |
| 8 | county | 0.6 | 0.0 | 0.4 | 0.9 |
| | state | 1.0 | 1.0 | 0.7 | 0.9 |
| 10 | county | 1.2 | 3.2 | 2.4 | 1.5 |
| | state | 3.6 | 3.6 | 2.8 | 2.0 |
| 12 | county | 5.4 | 2.7 | 4.7 | 3.8 |
| | state | 7.3 | 7.3 | 5.7 | 4.1 |
| Combined | county | 1.2 | 1.4 | 1.6 | 1.2 |
| | state | 2.5 | 2.4 | 1.8 | 1.4 |

Table 3.113: Source of Marijuana - Someone at school

| Grade | Group | 2021-22 | 2022-23 | 2023-24 | 2024-25 |
|-----------------|---------------|------------|------------|------------|------------|
| 6 | county | 0.0 | 0.0 | 0.5 | 0.1 |
| | state | 0.2 | 0.2 | 0.2 | 0.2 |
| 8 | county | 0.4 | 0.6 | 0.9 | 1.1 |
| | state | 1.0 | 1.4 | 1.3 | 1.1 |
| 10 | county | 1.2 | 1.2 | 2.4 | 1.2 |
| | state | 2.5 | 3.2 | 2.5 | 2.1 |
| 12 | county | 2.9 | 2.0 | 2.3 | 1.3 |
| | state | 3.4 | 3.1 | 3.0 | 2.3 |
| Combined | county | 0.8 | 0.9 | 1.4 | 0.9 |
| | state | 1.6 | 1.8 | 1.5 | 1.3 |

Table 3.114: Source of Marijuana - Someone with a medical marijuana card

| Grade | Group | 2021-22 | 2022-23 | 2023-24 | 2024-25 |
|-----------------|---------------|------------|------------|------------|------------|
| 6 | county | 0.1 | 0.0 | 0.1 | 0.2 |
| | state | 0.2 | 0.1 | 0.2 | 0.2 |
| 8 | county | 0.6 | 0.6 | 1.0 | 0.9 |
| | state | 0.8 | 0.7 | 0.7 | 0.7 |
| 10 | county | 0.9 | 2.3 | 1.5 | 1.2 |
| | state | 1.9 | 1.8 | 1.7 | 1.3 |
| 12 | county | 3.5 | 3.5 | 4.7 | 3.8 |
| | state | 3.3 | 3.1 | 2.9 | 2.4 |
| Combined | county | 0.9 | 1.5 | 1.4 | 1.2 |
| | state | 1.3 | 1.2 | 1.1 | 1.0 |

Table 3.115: Source of Marijuana - Brother or sister

| Grade | Group | 2021-22 | 2022-23 | 2023-24 | 2024-25 |
|-----------------|---------------|------------|------------|------------|------------|
| 6 | county | 0.1 | 0.3 | 0.4 | 0.0 |
| | state | 0.3 | 0.3 | 0.3 | 0.2 |
| 8 | county | 0.1 | 0.3 | 0.6 | 0.9 |
| | state | 0.8 | 0.9 | 0.8 | 0.7 |
| 10 | county | 1.6 | 2.3 | 1.3 | 0.1 |
| | state | 1.9 | 1.8 | 1.3 | 1.0 |
| 12 | county | 0.6 | 3.1 | 2.5 | 0.9 |
| | state | 1.8 | 1.8 | 1.5 | 1.4 |
| Combined | county | 0.5 | 1.4 | 1.0 | 0.5 |
| | state | 1.1 | 1.1 | 0.9 | 0.8 |

Table 3.116: Source of Marijuana - Another relative

| Grade | Group | 2021-22 | 2022-23 | 2023-24 | 2024-25 |
|-----------------|---------------|------------|------------|------------|------------|
| 6 | county | 0.4 | 0.0 | 0.4 | 0.2 |
| | state | 0.4 | 0.4 | 0.5 | 0.3 |
| 8 | county | 1.1 | 0.9 | 0.6 | 0.8 |
| | state | 1.4 | 1.5 | 1.4 | 1.2 |
| 10 | county | 1.4 | 4.1 | 1.2 | 1.9 |
| | state | 2.5 | 2.7 | 2.1 | 2.0 |
| 12 | county | 2.2 | 2.7 | 1.4 | 2.4 |
| | state | 2.7 | 3.1 | 2.5 | 2.5 |
| Combined | county | 1.1 | 1.9 | 0.8 | 1.1 |
| | state | 1.6 | 1.8 | 1.5 | 1.3 |

Table 3.117: Source of Marijuana - Other

| Grade | Group | 2021-22 | 2022-23 | 2023-24 | 2024-25 |
|-----------------|---------------|------------|------------|------------|------------|
| 6 | county | 1.0 | 1.3 | 0.4 | 1.2 |
| | state | 1.4 | 1.7 | 1.1 | 1.1 |
| 8 | county | 1.5 | 1.7 | 2.1 | 3.1 |
| | state | 3.5 | 3.4 | 2.8 | 2.8 |
| 10 | county | 4.2 | 5.8 | 4.0 | 3.6 |
| | state | 6.4 | 6.1 | 5.0 | 4.1 |
| 12 | county | 7.3 | 7.5 | 6.1 | 4.9 |
| | state | 8.7 | 8.1 | 7.7 | 6.5 |
| Combined | county | 2.6 | 3.9 | 2.7 | 3.0 |
| | state | 4.5 | 4.3 | 3.6 | 3.2 |

Sources of Marijuana Vaping Products

If you used a marijuana vaping product in the past year, how did you get it?

Table 3.118: Source of Marijuana Vaping Products - I did not buy a marijuana vaping product in the past year

| Grade | Group | 2022-23 | 2023-24 | 2024-25 |
|-----------------|---------------|-------------|-------------|-------------|
| 6 | county | 98.4 | 99.1 | 98.2 |
| | state | 97.4 | 97.9 | 98.0 |
| 8 | county | 96.8 | 96.6 | 95.4 |
| | state | 94.2 | 94.8 | 94.9 |
| 10 | county | 89.7 | 92.1 | 94.2 |
| | state | 89.1 | 90.7 | 91.9 |
| 12 | county | 87.4 | 86.1 | 89.3 |
| | state | 85.1 | 86.1 | 88.0 |
| Combined | county | 93.3 | 94.6 | 94.9 |
| | state | 92.4 | 93.4 | 94.0 |

Table 3.119: Source of Marijuana Vaping Products - Bought it myself

| Grade | Group | 2022-23 | 2023-24 | 2024-25 |
|-----------------|---------------|------------|------------|------------|
| 6 | county | 0.3 | 0.1 | 0.0 |
| | state | 0.2 | 0.1 | 0.1 |
| 8 | county | 0.0 | 0.3 | 0.5 |
| | state | 0.8 | 0.8 | 0.6 |
| 10 | county | 2.3 | 2.3 | 1.0 |
| | state | 2.5 | 2.3 | 1.8 |
| 12 | county | 2.8 | 4.1 | 4.3 |
| | state | 5.5 | 4.9 | 3.8 |
| Combined | county | 1.3 | 1.3 | 1.1 |
| | state | 1.8 | 1.6 | 1.2 |

Table 3.120: Source of Marijuana Vaping Products - Someone at school

| Grade | Group | 2022-23 | 2023-24 | 2024-25 |
|-----------------|---------------|------------|------------|------------|
| 6 | county | 0.0 | 0.6 | 0.2 |
| | state | 0.3 | 0.4 | 0.3 |
| 8 | county | 1.2 | 1.1 | 1.0 |
| | state | 1.6 | 1.6 | 1.3 |
| 10 | county | 1.7 | 2.4 | 1.2 |
| | state | 3.5 | 2.8 | 2.4 |
| 12 | county | 1.6 | 2.7 | 1.5 |
| | state | 3.3 | 3.2 | 2.5 |
| Combined | county | 1.1 | 1.5 | 0.9 |
| | state | 2.0 | 1.8 | 1.5 |

Table 3.121: Source of Marijuana Vaping Products - Someone with a medical marijuana card

| Grade | Group | 2022-23 | 2023-24 | 2024-25 |
|-----------------|---------------|------------|------------|------------|
| 6 | county | 0.3 | 0.2 | 0.2 |
| | state | 0.1 | 0.1 | 0.2 |
| 8 | county | 0.3 | 0.6 | 0.4 |
| | state | 0.5 | 0.5 | 0.4 |
| 10 | county | 1.7 | 1.3 | 0.7 |
| | state | 1.2 | 1.2 | 0.7 |
| 12 | county | 2.0 | 2.7 | 2.1 |
| | state | 1.9 | 2.0 | 1.6 |
| Combined | county | 1.0 | 1.0 | 0.7 |
| | state | 0.8 | 0.8 | 0.6 |

Table 3.122: Source of Marijuana Vaping Products - Brother or sister

| Grade | Group | 2022-23 | 2023-24 | 2024-25 |
|-----------------|---------------|------------|------------|------------|
| 6 | county | 0.3 | 0.4 | 0.1 |
| | state | 0.4 | 0.4 | 0.3 |
| 8 | county | 0.6 | 0.6 | 0.8 |
| | state | 0.8 | 0.7 | 0.8 |
| 10 | county | 1.4 | 0.7 | 0.4 |
| | state | 1.3 | 1.1 | 0.9 |
| 12 | county | 2.0 | 1.6 | 0.9 |
| | state | 1.1 | 1.2 | 1.2 |
| Combined | county | 1.0 | 0.7 | 0.5 |
| | state | 0.9 | 0.8 | 0.7 |

Table 3.123: Source of Marijuana Vaping Products - Another relative

| Grade | Group | 2022-23 | 2023-24 | 2024-25 |
|-----------------|---------------|------------|------------|------------|
| 6 | county | 0.0 | 0.2 | 0.2 |
| | state | 0.5 | 0.5 | 0.5 |
| 8 | county | 0.3 | 0.5 | 0.7 |
| | state | 1.0 | 1.1 | 1.2 |
| 10 | county | 2.3 | 0.8 | 0.7 |
| | state | 1.8 | 1.5 | 1.4 |
| 12 | county | 3.2 | 0.5 | 2.1 |
| | state | 2.0 | 1.5 | 1.7 |
| Combined | county | 1.4 | 0.5 | 0.8 |
| | state | 1.2 | 1.1 | 1.1 |

Table 3.124: Source of Marijuana Vaping Products - Other

| Grade | Group | 2022-23 | 2023-24 | 2024-25 |
|-----------------|---------------|------------|------------|------------|
| 6 | county | 1.0 | 0.4 | 1.5 |
| | state | 1.8 | 1.3 | 1.3 |
| 8 | county | 1.4 | 1.7 | 2.8 |
| | state | 3.2 | 2.6 | 2.8 |
| 10 | county | 4.9 | 3.6 | 3.0 |
| | state | 4.7 | 4.1 | 4.0 |
| 12 | county | 5.9 | 5.9 | 3.8 |
| | state | 6.0 | 6.2 | 5.6 |
| Combined | county | 3.2 | 2.4 | 2.6 |
| | state | 3.6 | 3.1 | 3.1 |

Sources of Prescription Drugs

If you used prescription drugs or over the counter drugs without a doctor telling you to use it or for the purpose of getting high, where did you get these drugs?

Table 3.125: Source of Prescription Drugs - I did not use prescription drugs or over-the-counter drugs to get high

| Grade | Group | 2021-22 | 2022-23 | 2023-24 | 2024-25 |
|-----------------|---------------|-------------|-------------|-------------|-------------|
| 6 | county | 99.0 | 98.7 | 99.3 | 99.5 |
| | state | 98.9 | 98.9 | 99.1 | 99.2 |
| 8 | county | 98.4 | 98.6 | 99.2 | 99.0 |
| | state | 98.2 | 98.0 | 98.4 | 98.4 |
| 10 | county | 98.1 | 97.7 | 97.6 | 99.0 |
| | state | 97.3 | 97.3 | 98.0 | 98.1 |
| 12 | county | 97.2 | 96.5 | 98.4 | 98.5 |
| | state | 96.6 | 96.9 | 97.7 | 97.9 |
| Combined | county | 98.4 | 97.9 | 98.7 | 99.1 |
| | state | 97.9 | 97.9 | 98.4 | 98.5 |

Table 3.126: Source of Prescription Drugs - A store or shop

| Grade | Group | 2021-22 | 2022-23 | 2023-24 | 2024-25 |
|-----------------|---------------|------------|------------|------------|------------|
| 6 | county | 0.0 | 0.0 | 0.2 | 0.0 |
| | state | 0.2 | 0.1 | 0.2 | 0.1 |
| 8 | county | 0.1 | 0.3 | 0.0 | 0.1 |
| | state | 0.2 | 0.3 | 0.2 | 0.2 |
| 10 | county | 0.2 | 0.0 | 0.1 | 0.0 |
| | state | 0.3 | 0.4 | 0.4 | 0.3 |
| 12 | county | 0.0 | 0.4 | 0.0 | 0.2 |
| | state | 0.5 | 0.6 | 0.4 | 0.4 |
| Combined | county | 0.1 | 0.2 | 0.1 | 0.1 |
| | state | 0.3 | 0.3 | 0.3 | 0.3 |

Table 3.127: Source of Prescription Drugs - Parents WITH permission

| Grade | Group | 2021-22 | 2022-23 | 2023-24 | 2024-25 |
|-----------------|---------------|------------|------------|------------|------------|
| 6 | county | 0.7 | 0.6 | 0.7 | 0.2 |
| | state | 0.4 | 0.5 | 0.3 | 0.3 |
| 8 | county | 0.9 | 0.3 | 0.4 | 0.5 |
| | state | 0.5 | 0.5 | 0.5 | 0.5 |
| 10 | county | 0.5 | 0.3 | 0.9 | 0.4 |
| | state | 0.6 | 0.6 | 0.5 | 0.5 |
| 12 | county | 0.0 | 0.4 | 0.5 | 0.6 |
| | state | 0.4 | 0.5 | 0.4 | 0.4 |
| Combined | county | 0.6 | 0.4 | 0.6 | 0.4 |
| | state | 0.5 | 0.5 | 0.4 | 0.4 |

Table 3.128: Source of Prescription Drugs - Home WITHOUT permission

| Grade | Group | 2021-22 | 2022-23 | 2023-24 | 2024-25 |
|-----------------|---------------|------------|------------|------------|------------|
| 6 | county | 0.1 | 1.3 | 0.4 | 0.4 |
| | state | 0.3 | 0.3 | 0.2 | 0.3 |
| 8 | county | 0.7 | 0.6 | 0.2 | 0.6 |
| | state | 0.6 | 0.7 | 0.5 | 0.6 |
| 10 | county | 1.2 | 0.9 | 0.9 | 0.1 |
| | state | 1.0 | 0.8 | 0.6 | 0.7 |
| 12 | county | 1.6 | 0.4 | 0.5 | 0.4 |
| | state | 0.9 | 1.0 | 0.7 | 0.7 |
| Combined | county | 0.7 | 0.8 | 0.5 | 0.4 |
| | state | 0.7 | 0.6 | 0.5 | 0.5 |

Table 3.129: Source of Prescription Drugs - Relative WITH permission

| Grade | Group | 2021-22 | 2022-23 | 2023-24 | 2024-25 |
|-----------------|---------------|------------|------------|------------|------------|
| 6 | county | 0.0 | 0.0 | 0.6 | 0.1 |
| | state | 0.2 | 0.1 | 0.2 | 0.2 |
| 8 | county | 0.3 | 0.0 | 0.0 | 0.1 |
| | state | 0.3 | 0.3 | 0.3 | 0.2 |
| 10 | county | 0.2 | 0.0 | 0.1 | 0.3 |
| | state | 0.3 | 0.4 | 0.3 | 0.3 |
| 12 | county | 0.0 | 1.2 | 0.0 | 0.4 |
| | state | 0.4 | 0.3 | 0.2 | 0.3 |
| Combined | county | 0.2 | 0.2 | 0.2 | 0.2 |
| | state | 0.3 | 0.3 | 0.2 | 0.2 |

Table 3.130: Source of Prescription Drugs - Relative WITHOUT permission

| Grade | Group | 2021-22 | 2022-23 | 2023-24 | 2024-25 |
|-----------------|---------------|------------|------------|------------|------------|
| 6 | county | 0.1 | 0.3 | 0.2 | 0.1 |
| | state | 0.2 | 0.1 | 0.1 | 0.1 |
| 8 | county | 0.2 | 0.3 | 0.1 | 0.2 |
| | state | 0.3 | 0.2 | 0.2 | 0.2 |
| 10 | county | 0.5 | 0.9 | 0.3 | 0.0 |
| | state | 0.3 | 0.4 | 0.3 | 0.3 |
| 12 | county | 0.3 | 0.4 | 0.0 | 0.0 |
| | state | 0.3 | 0.3 | 0.3 | 0.2 |
| Combined | county | 0.3 | 0.5 | 0.2 | 0.1 |
| | state | 0.3 | 0.2 | 0.2 | 0.2 |

Table 3.131: Source of Prescription Drugs - Friend's home WITH permission

| Grade | Group | 2021-22 | 2022-23 | 2023-24 | 2024-25 |
|-----------------|---------------|------------|------------|------------|------------|
| 6 | county | 0.0 | 0.0 | 0.2 | 0.1 |
| | state | 0.2 | 0.1 | 0.1 | 0.1 |
| 8 | county | 0.1 | 0.0 | 0.0 | 0.3 |
| | state | 0.2 | 0.2 | 0.2 | 0.2 |
| 10 | county | 0.2 | 0.0 | 0.0 | 0.1 |
| | state | 0.4 | 0.2 | 0.3 | 0.3 |
| 12 | county | 0.0 | 0.8 | 0.0 | 0.0 |
| | state | 0.4 | 0.4 | 0.2 | 0.2 |
| Combined | county | 0.1 | 0.2 | 0.1 | 0.2 |
| | state | 0.3 | 0.2 | 0.2 | 0.2 |

Table 3.132: Source of Prescription Drugs - Friend's home WITHOUT permission

| Grade | Group | 2021-22 | 2022-23 | 2023-24 | 2024-25 |
|-----------------|---------------|------------|------------|------------|------------|
| 6 | county | 0.0 | 0.3 | 0.2 | 0.0 |
| | state | 0.1 | 0.1 | 0.2 | 0.1 |
| 8 | county | 0.2 | 0.3 | 0.0 | 0.1 |
| | state | 0.2 | 0.2 | 0.2 | 0.2 |
| 10 | county | 0.5 | 0.0 | 0.0 | 0.0 |
| | state | 0.3 | 0.2 | 0.4 | 0.2 |
| 12 | county | 0.3 | 0.0 | 0.0 | 0.0 |
| | state | 0.2 | 0.2 | 0.3 | 0.1 |
| Combined | county | 0.2 | 0.2 | 0.1 | 0.0 |
| | state | 0.2 | 0.2 | 0.3 | 0.2 |

Table 3.133: Source of Prescription Drugs - Friend while at school

| Grade | Group | 2021-22 | 2022-23 | 2023-24 | 2024-25 |
|-----------------|---------------|------------|------------|------------|------------|
| 6 | county | 0.0 | 0.0 | 0.2 | 0.0 |
| | state | 0.1 | 0.1 | 0.1 | 0.1 |
| 8 | county | 0.2 | 0.0 | 0.1 | 0.2 |
| | state | 0.3 | 0.3 | 0.2 | 0.2 |
| 10 | county | 0.5 | 0.9 | 0.4 | 0.3 |
| | state | 0.4 | 0.4 | 0.2 | 0.3 |
| 12 | county | 0.3 | 0.0 | 0.2 | 0.0 |
| | state | 0.4 | 0.5 | 0.4 | 0.3 |
| Combined | county | 0.2 | 0.2 | 0.2 | 0.1 |
| | state | 0.3 | 0.3 | 0.2 | 0.2 |

Table 3.134: Source of Prescription Drugs - Friend while at a party

| Grade | Group | 2021-22 | 2022-23 | 2023-24 | 2024-25 |
|-----------------|---------------|------------|------------|------------|------------|
| 6 | county | 0.0 | 0.0 | 0.1 | 0.1 |
| | state | 0.1 | 0.1 | 0.1 | 0.1 |
| 8 | county | 0.2 | 0.0 | 0.1 | 0.0 |
| | state | 0.2 | 0.2 | 0.2 | 0.1 |
| 10 | county | 0.5 | 0.3 | 0.3 | 0.0 |
| | state | 0.5 | 0.3 | 0.2 | 0.2 |
| 12 | county | 0.0 | 0.0 | 0.2 | 0.2 |
| | state | 0.4 | 0.4 | 0.4 | 0.4 |
| Combined | county | 0.2 | 0.1 | 0.2 | 0.1 |
| | state | 0.3 | 0.2 | 0.2 | 0.2 |

Table 3.135: Source of Prescription Drugs - Friend, elsewhere

| Grade | Group | 2021-22 | 2022-23 | 2023-24 | 2024-25 |
|-----------------|---------------|------------|------------|------------|------------|
| 6 | county | 0.0 | 0.0 | 0.2 | 0.0 |
| | state | 0.2 | 0.1 | 0.1 | 0.1 |
| 8 | county | 0.4 | 0.0 | 0.1 | 0.3 |
| | state | 0.4 | 0.4 | 0.2 | 0.3 |
| 10 | county | 0.2 | 0.6 | 0.3 | 0.4 |
| | state | 0.7 | 0.5 | 0.3 | 0.3 |
| 12 | county | 0.6 | 0.8 | 0.2 | 0.2 |
| | state | 1.0 | 0.8 | 0.7 | 0.5 |
| Combined | county | 0.3 | 0.3 | 0.2 | 0.2 |
| | state | 0.5 | 0.4 | 0.3 | 0.3 |

Table 3.136: Source of Prescription Drugs - Internet sale

| Grade | Group | 2021-22 | 2022-23 | 2023-24 | 2024-25 |
|----------|--------|---------|---------|---------|---------|
| 6 | county | 0.0 | 0.0 | 0.1 | 0.0 |
| | state | 0.1 | 0.1 | 0.1 | 0.1 |
| 8 | county | 0.0 | 0.3 | 0.1 | 0.0 |
| | state | 0.1 | 0.1 | 0.1 | 0.1 |
| 10 | county | 0.0 | 0.0 | 0.0 | 0.0 |
| | state | 0.2 | 0.2 | 0.2 | 0.1 |
| 12 | county | 0.0 | 0.4 | 0.5 | 0.2 |
| | state | 0.2 | 0.1 | 0.3 | 0.3 |
| Combined | county | 0.0 | 0.2 | 0.1 | 0.0 |
| | state | 0.1 | 0.1 | 0.2 | 0.2 |

4. AGE OF INITIATION

The Age of Initiation Profile looks specifically at student responses to the questions *"How old were you when you first ..."*. The questions cover both first incidences of drug use (marijuana, cigarettes, alcohol, and regular use of alcohol) and first incidences of antisocial behaviors (suspension, arrest, carrying a gun, attacking someone and belonging to a gang). Possible responses to these questions range from age 10 to age 17 or the student can respond to the question with *"Never"*. The average age figures are based only on those students who responded to the question with an answer other than *"Never"*.

Table 4.1: Avg. Age of Initiation - Marijuana

| Grade | Group | 2021-22 | 2022-23 | 2023-24 | 2024-25 |
|-----------------|---------------|-------------|-------------|-------------|-------------|
| 6 | county | 10.9 | 11.2 | 12.1 | 12.0 |
| | state | 11.3 | 11.1 | 11.3 | 11.1 |
| 8 | county | 12.0 | 12.4 | 12.3 | 11.9 |
| | state | 12.2 | 12.3 | 12.2 | 12.1 |
| 10 | county | 13.6 | 13.9 | 13.7 | 13.5 |
| | state | 13.7 | 13.6 | 13.5 | 13.4 |
| 12 | county | 15.0 | 15.3 | 15.2 | 14.6 |
| | state | 15.0 | 14.9 | 14.8 | 14.7 |
| Combined | county | 13.8 | 14.1 | 13.9 | 13.5 |
| | state | 13.8 | 13.7 | 13.6 | 13.5 |

Table 4.2: Avg. Age of Initiation - Cigarettes

| Grade | Group | 2021-22 | 2022-23 | 2023-24 | 2024-25 |
|-----------------|---------------|-------------|-------------|-------------|-------------|
| 6 | county | 11.3 | 10.6 | 10.9 | 10.2 |
| | state | 10.6 | 10.7 | 10.6 | 10.6 |
| 8 | county | 11.5 | 11.5 | 11.1 | 11.4 |
| | state | 11.4 | 11.3 | 11.4 | 11.3 |
| 10 | county | 12.4 | 12.4 | 12.7 | 12.4 |
| | state | 12.5 | 12.4 | 12.4 | 12.3 |
| 12 | county | 14.3 | 13.9 | 14.3 | 14.2 |
| | state | 13.9 | 13.6 | 13.7 | 13.7 |
| Combined | county | 12.5 | 12.5 | 12.6 | 12.4 |
| | state | 12.3 | 12.2 | 12.2 | 12.1 |

Table 4.3: Avg. Age of Initiation - Alcohol

| Grade | Group | 2021-22 | 2022-23 | 2023-24 | 2024-25 |
|-----------------|---------------|-------------|-------------|-------------|-------------|
| 6 | county | 10.5 | 10.4 | 10.5 | 10.4 |
| | state | 10.5 | 10.5 | 10.5 | 10.4 |
| 8 | county | 11.6 | 11.5 | 11.3 | 11.4 |
| | state | 11.5 | 11.4 | 11.5 | 11.3 |
| 10 | county | 13.2 | 13.4 | 12.9 | 13.0 |
| | state | 13.1 | 13.0 | 12.9 | 12.8 |
| 12 | county | 14.6 | 14.7 | 14.6 | 14.3 |
| | state | 14.5 | 14.5 | 14.4 | 14.3 |
| Combined | county | 12.4 | 12.9 | 12.5 | 12.3 |
| | state | 12.6 | 12.4 | 12.4 | 12.3 |

Table 4.4: Avg. Age of Initiation - Regular Alcohol Use

| Grade | Group | 2021-22 | 2022-23 | 2023-24 | 2024-25 |
|-----------------|---------------|-------------|-------------|-------------|-------------|
| 6 | county | 12.2 | 10.5 | 11.9 | 10.7 |
| | state | 11.4 | 11.3 | 11.6 | 11.5 |
| 8 | county | 12.1 | 12.3 | 12.5 | 12.1 |
| | state | 12.3 | 12.4 | 12.4 | 12.3 |
| 10 | county | 14.4 | 14.8 | 14.4 | 13.8 |
| | state | 14.1 | 14.2 | 14.2 | 14.0 |
| 12 | county | 15.8 | 15.9 | 15.7 | 15.4 |
| | state | 15.7 | 15.7 | 15.6 | 15.5 |
| Combined | county | 14.6 | 14.9 | 14.3 | 13.7 |
| | state | 14.3 | 14.2 | 14.1 | 13.9 |

Table 4.5: Avg. Age of Initiation - Vaping Product

| Grade | Group | 2021-22 | 2022-23 | 2023-24 | 2024-25 |
|-----------------|---------------|-------------|-------------|-------------|-------------|
| 6 | county | 10.7 | 10.9 | 11.2 | 10.9 |
| | state | 10.9 | 10.8 | 10.8 | 10.6 |
| 8 | county | 12.2 | 11.9 | 12.1 | 11.8 |
| | state | 12.2 | 12.1 | 12.1 | 11.9 |
| 10 | county | 13.8 | 13.5 | 13.5 | 13.2 |
| | state | 13.7 | 13.5 | 13.3 | 13.1 |
| 12 | county | 15.1 | 15.1 | 14.7 | 14.2 |
| | state | 14.9 | 14.8 | 14.6 | 14.4 |
| Combined | county | 13.5 | 13.4 | 13.4 | 12.8 |
| | state | 13.4 | 13.2 | 13.0 | 12.8 |

Table 4.6: Avg. Age of Initiation - Prescription Drugs

| Grade | Group | 2021-22 | 2022-23 | 2023-24 | 2024-25 |
|-----------------|---------------|-------------|-------------|-------------|-------------|
| 6 | county | 11.1 | 10.6 | 10.9 | 10.7 |
| | state | 10.6 | 10.6 | 10.7 | 10.7 |
| 8 | county | 11.7 | 10.9 | 11.4 | 11.7 |
| | state | 11.7 | 11.6 | 11.5 | 11.6 |
| 10 | county | 12.9 | 13.1 | 12.4 | 12.6 |
| | state | 12.9 | 12.8 | 12.5 | 12.7 |
| 12 | county | 14.4 | 14.4 | 15.1 | 14.4 |
| | state | 14.1 | 14.1 | 14.1 | 14.0 |
| Combined | county | 12.5 | 12.8 | 12.3 | 12.2 |
| | state | 12.4 | 12.4 | 12.2 | 12.2 |

Table 4.7: Avg. Age of Initiation - School Suspension

| Grade | Group | 2021-22 | 2022-23 | 2023-24 | 2024-25 |
|-----------------|---------------|-------------|-------------|-------------|-------------|
| 6 | county | 10.5 | 10.6 | 10.6 | 10.6 |
| | state | 10.5 | 10.6 | 10.6 | 10.6 |
| 8 | county | 11.4 | 11.8 | 11.6 | 11.7 |
| | state | 11.4 | 11.6 | 11.7 | 11.6 |
| 10 | county | 11.8 | 12.7 | 12.4 | 12.4 |
| | state | 12.2 | 12.3 | 12.4 | 12.5 |
| 12 | county | 12.5 | 13.3 | 13.2 | 12.7 |
| | state | 12.9 | 13.0 | 12.9 | 13.0 |
| Combined | county | 11.4 | 12.1 | 11.9 | 11.8 |
| | state | 11.7 | 11.8 | 11.8 | 11.9 |

Table 4.8: Avg. Age of Initiation - Been Arrested

| Grade | Group | 2021-22 | 2022-23 | 2023-24 | 2024-25 |
|-----------------|---------------|-------------|-------------|-------------|-------------|
| 6 | county | 10.3 | 12.2 | 11.2 | 10.7 |
| | state | 11.1 | 11.1 | 11.0 | 11.0 |
| 8 | county | 12.0 | 11.9 | 12.0 | 11.3 |
| | state | 12.1 | 12.1 | 12.0 | 12.0 |
| 10 | county | 14.3 | 13.6 | 13.0 | 13.3 |
| | state | 13.4 | 13.3 | 13.5 | 13.4 |
| 12 | county | 15.5 | 14.2 | 15.3 | 14.4 |
| | state | 14.3 | 14.4 | 14.4 | 14.6 |
| Combined | county | 12.4 | 12.8 | 12.6 | 11.9 |
| | state | 12.8 | 12.8 | 12.8 | 12.8 |

Table 4.9: Avg. Age of Initiation - Carried a Handgun

| Grade | Group | 2021-22 | 2022-23 | 2023-24 | 2024-25 |
|-----------------|---------------|-------------|-------------|-------------|-------------|
| 6 | county | 11.0 | 10.2 | 10.7 | 10.8 |
| | state | 10.8 | 10.8 | 10.8 | 10.8 |
| 8 | county | 11.6 | 11.8 | 11.3 | 11.3 |
| | state | 11.6 | 11.6 | 11.5 | 11.5 |
| 10 | county | 12.3 | 12.3 | 12.1 | 12.4 |
| | state | 12.5 | 12.5 | 12.4 | 12.4 |
| 12 | county | 13.6 | 12.5 | 13.5 | 13.2 |
| | state | 13.7 | 13.6 | 13.5 | 13.6 |
| Combined | county | 11.8 | 11.7 | 11.6 | 11.7 |
| | state | 11.9 | 11.9 | 11.8 | 11.7 |

Figure 4.1: Avg. Age of Initiation ATOD/ASB - Grade 6

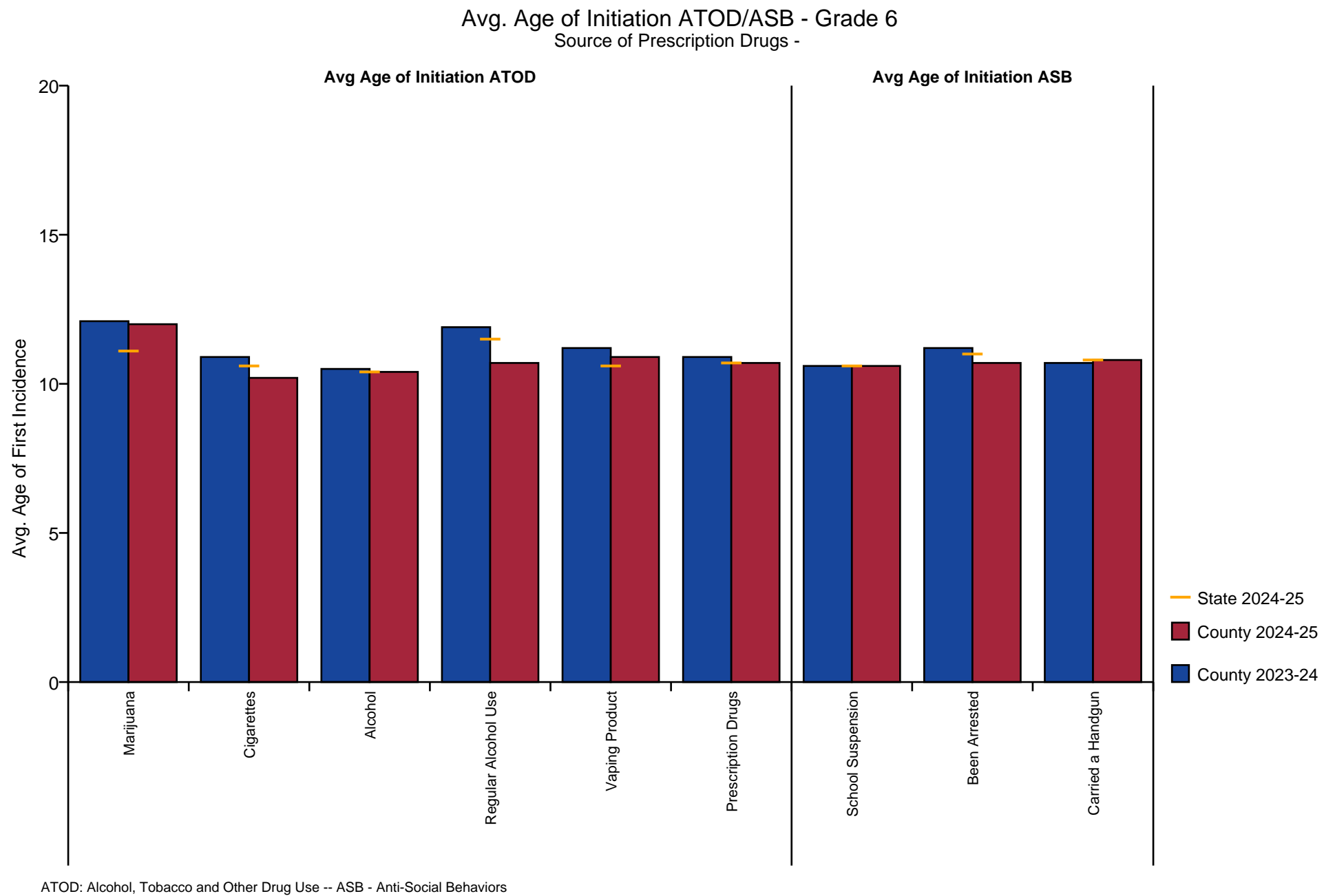


Figure 4.2: Avg. Age of Initiation ATOD/ASB - Grade 8

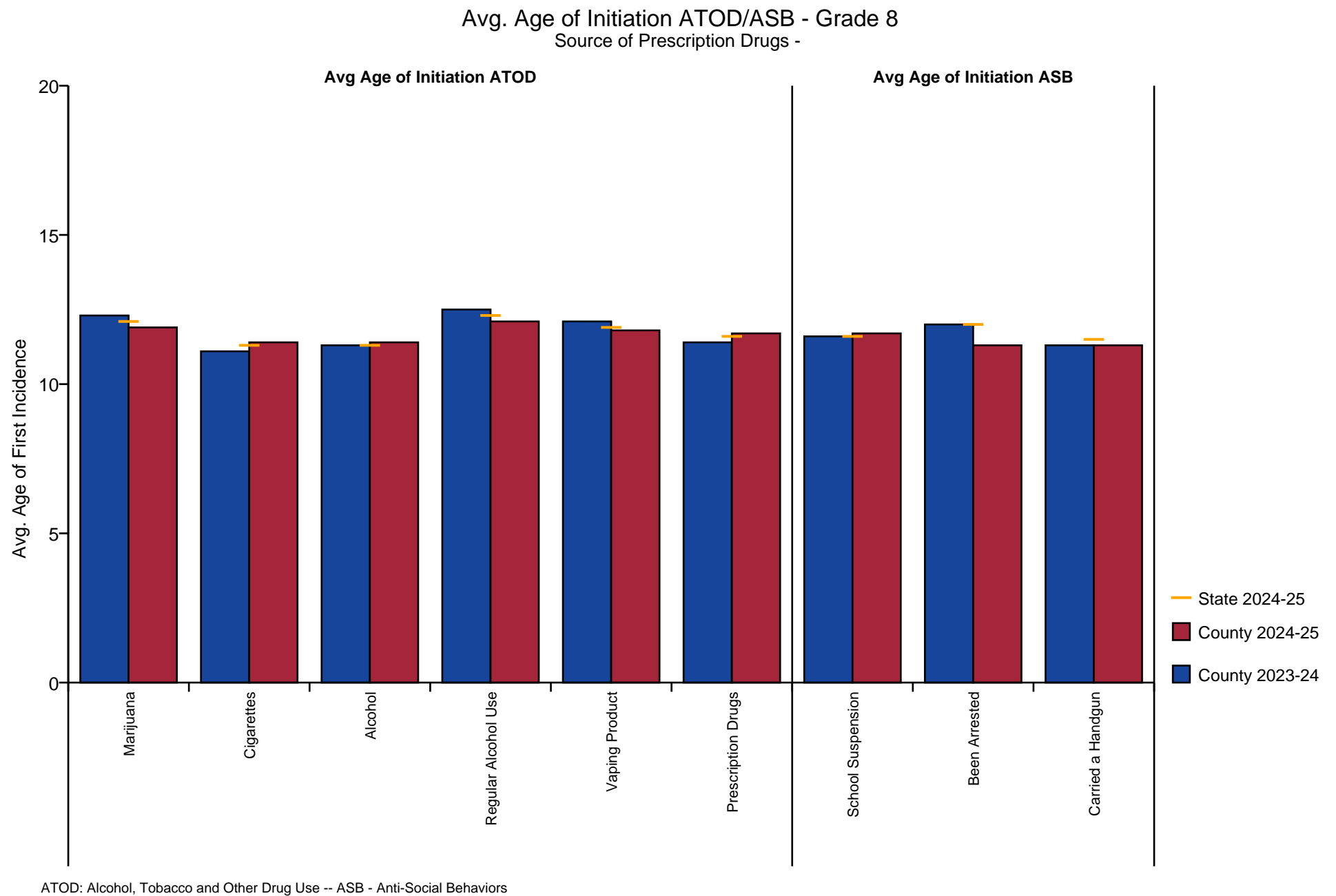
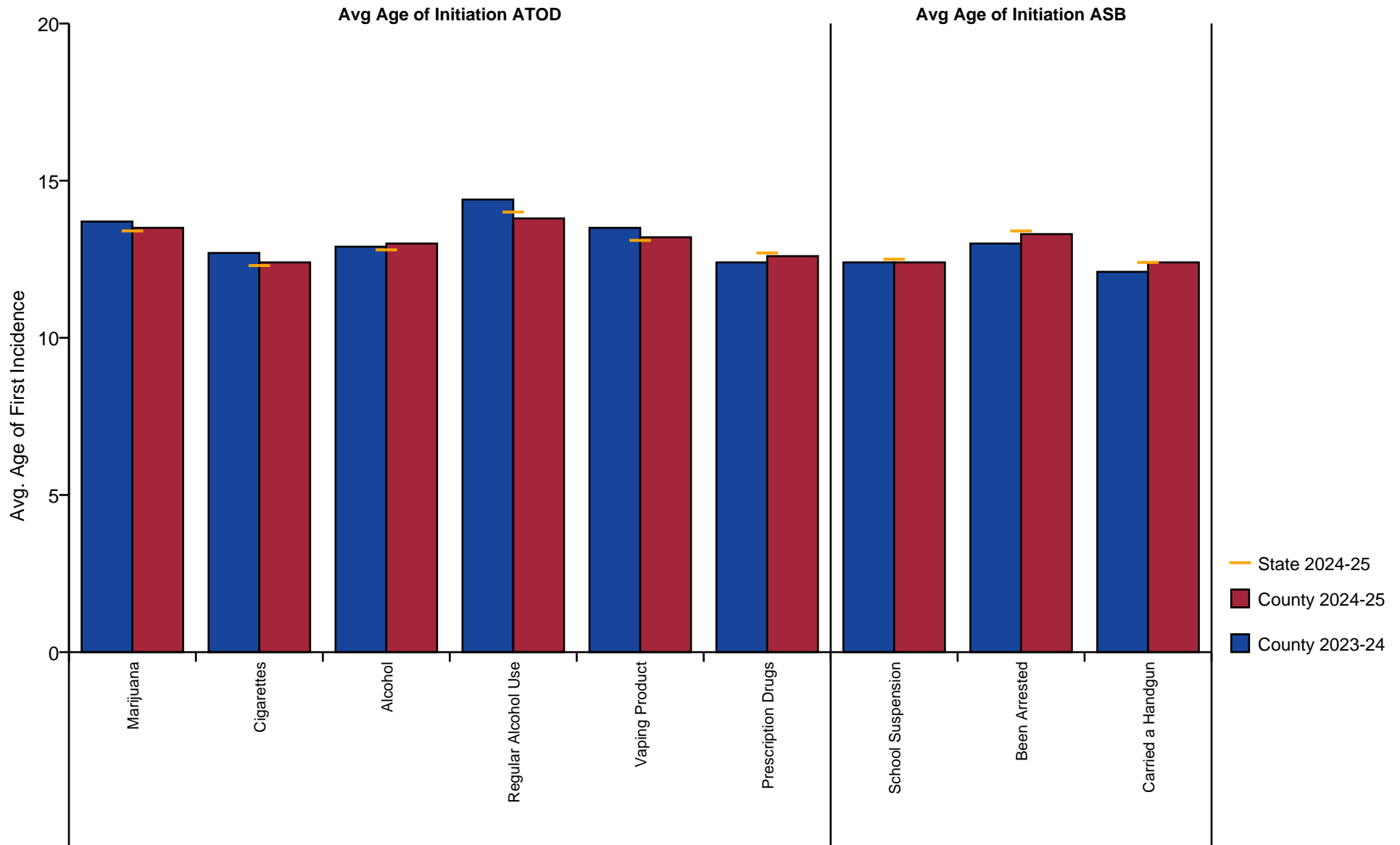


Figure 4.3: Avg. Age of Initiation ATOD/ASB - Grade 10

Avg. Age of Initiation ATOD/ASB - Grade 10
Source of Prescription Drugs -

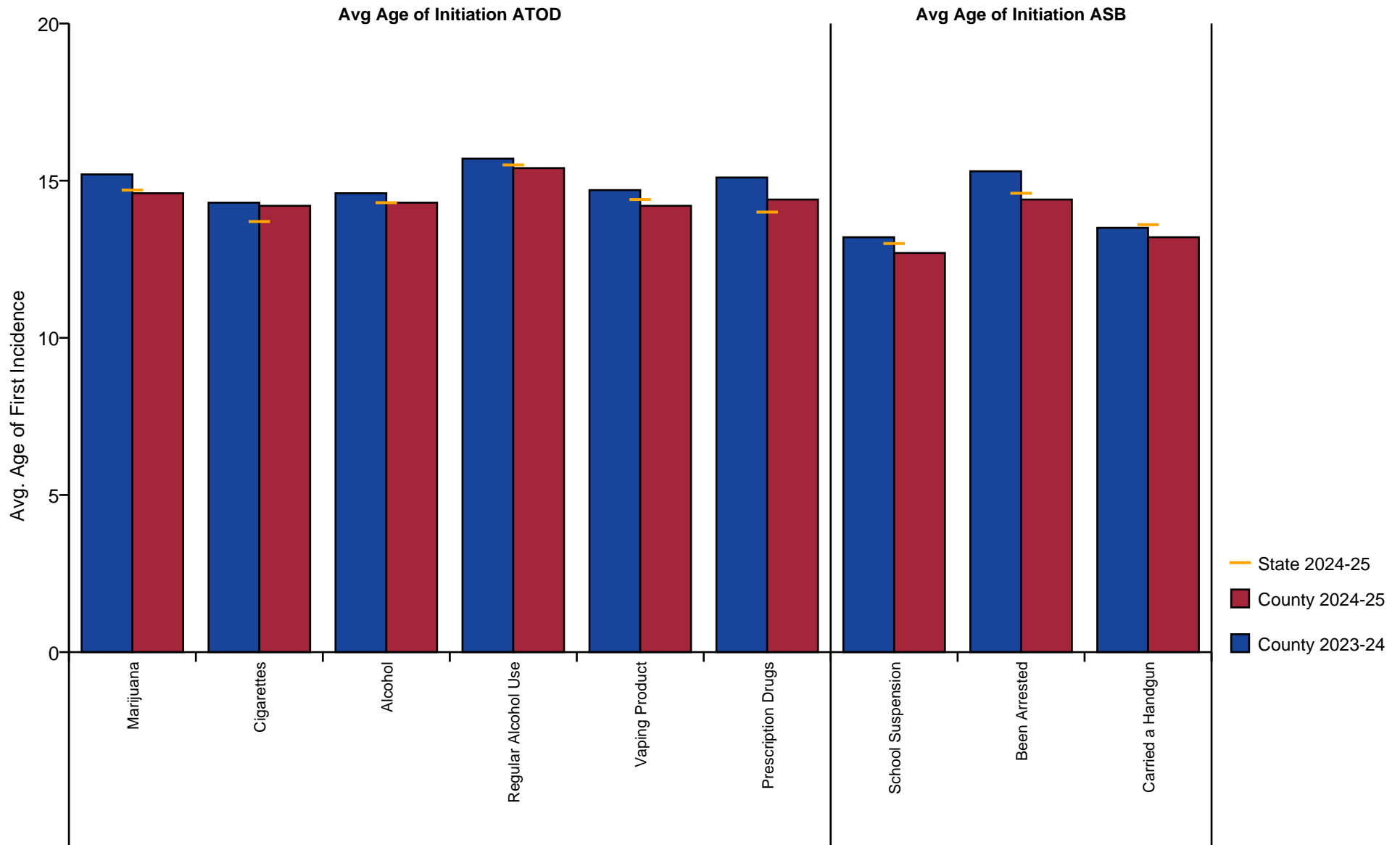


ATOD: Alcohol, Tobacco and Other Drug Use -- ASB - Anti-Social Behaviors

Figure 4.4: Avg. Age of Initiation ATOD/ASB - Grade 12

Avg. Age of Initiation ATOD/ASB - Grade 12

Source of Prescription Drugs -



ATOD: Alcohol, Tobacco and Other Drug Use -- ASB - Anti-Social Behaviors

5. STUDENT TOBACCO USE, EXPERIENCES AND PREVENTION SERVICES

Tobacco use is the leading preventable cause of death in the United States.

Arkansas youth typically have higher rates of tobacco use, including both cigarettes and smokeless tobacco, than the national average. Higher tobacco prevalence rates are common across the southeastern United States. This is due to a variety of cultural and economic factors that have traditionally supported greater tobacco use. The following table shows the results of the lifetime and past 30 day use of cigarettes, chewing tobacco and vaping nicotine.

Table 5.1: Cigarettes - Lifetime Use

| Grade | Group | 2021-22 | 2022-23 | 2023-24 | 2024-25 |
|-----------------|---------------|-------------|------------|------------|------------|
| 6 | county | 2.6 | 2.8 | 1.6 | 2.0 |
| | state | 4.6 | 4.5 | 3.8 | 3.8 |
| 8 | county | 5.6 | 6.0 | 4.8 | 6.1 |
| | state | 9.1 | 7.9 | 7.2 | 6.7 |
| 10 | county | 8.1 | 8.7 | 7.5 | 5.1 |
| | state | 13.4 | 11.8 | 11.1 | 9.5 |
| 12 | county | 15.1 | 12.2 | 11.5 | 11.3 |
| | state | 18.0 | 15.7 | 14.7 | 13.8 |
| Combined | county | 6.3 | 7.2 | 5.5 | 5.5 |
| | state | 10.3 | 9.1 | 8.3 | 7.6 |

Table 5.2: Smokeless Tobacco - Lifetime Use

| Grade | Group | 2021-22 | 2022-23 | 2023-24 | 2024-25 |
|-----------------|---------------|------------|------------|------------|------------|
| 6 | county | 1.6 | 2.8 | 1.6 | 1.5 |
| | state | 3.4 | 3.4 | 2.9 | 3.4 |
| 8 | county | 1.6 | 1.7 | 2.6 | 3.9 |
| | state | 5.6 | 4.8 | 4.6 | 4.9 |
| 10 | county | 4.0 | 4.6 | 3.3 | 4.0 |
| | state | 8.5 | 7.0 | 7.0 | 6.3 |
| 12 | county | 9.8 | 7.2 | 5.0 | 6.0 |
| | state | 11.5 | 10.0 | 8.9 | 7.8 |
| Combined | county | 3.1 | 3.8 | 2.8 | 3.6 |
| | state | 6.6 | 5.8 | 5.3 | 5.2 |

Table 5.3: Vaping Nicotine - Lifetime Use

| Grade | Group | 2021-22 | 2022-23 | 2023-24 | 2024-25 |
|-----------------|---------------|-------------|-------------|-------------|-------------|
| 6 | county | 2.9 | 4.3 | 3.5 | 2.5 |
| | state | 4.4 | 4.3 | 4.7 | 4.4 |
| 8 | county | 9.7 | 9.7 | 9.6 | 9.6 |
| | state | 13.1 | 12.4 | 11.1 | 11.4 |
| 10 | county | 18.8 | 19.7 | 15.1 | 13.1 |
| | state | 22.4 | 20.3 | 17.5 | 16.6 |
| 12 | county | 23.6 | 24.1 | 21.7 | 15.9 |
| | state | 27.0 | 25.2 | 22.3 | 20.6 |
| Combined | county | 11.0 | 14.0 | 11.0 | 9.4 |
| | state | 15.1 | 14.1 | 12.5 | 11.9 |

Table 5.4: Cigarettes - Past 30 Day Use

| Grade | Group | 2021-22 | 2022-23 | 2023-24 | 2024-25 |
|----------|--------|---------|---------|---------|---------|
| 6 | county | 0.2 | 0.6 | 0.3 | 0.8 |
| | state | 0.6 | 0.7 | 0.6 | 0.6 |
| 8 | county | 0.7 | 0.6 | 0.6 | 1.0 |
| | state | 1.6 | 1.4 | 1.1 | 1.0 |
| 10 | county | 0.9 | 1.1 | 1.2 | 0.7 |
| | state | 2.7 | 2.3 | 2.0 | 1.5 |
| 12 | county | 2.7 | 3.5 | 3.4 | 2.8 |
| | state | 4.0 | 3.1 | 3.2 | 2.9 |
| Combined | county | 0.8 | 1.3 | 1.1 | 1.2 |
| | state | 2.0 | 1.7 | 1.5 | 1.3 |

Table 5.5: Smokeless Tobacco - Past 30 Day Use

| Grade | Group | 2021-22 | 2022-23 | 2023-24 | 2024-25 |
|----------|--------|---------|---------|---------|---------|
| 6 | county | 0.5 | 0.6 | 0.0 | 0.2 |
| | state | 0.8 | 0.8 | 0.8 | 0.9 |
| 8 | county | 0.1 | 0.9 | 0.6 | 0.6 |
| | state | 1.5 | 1.4 | 1.2 | 1.2 |
| 10 | county | 0.7 | 2.5 | 1.6 | 1.0 |
| | state | 2.7 | 2.3 | 2.4 | 2.3 |
| 12 | county | 1.8 | 1.6 | 2.2 | 2.4 |
| | state | 3.7 | 3.4 | 3.0 | 3.1 |
| Combined | county | 0.6 | 1.4 | 0.9 | 0.9 |
| | state | 2.0 | 1.8 | 1.7 | 1.6 |

Table 5.6: Vaping Nicotine - Past 30 Day Use

| Grade | Group | 2021-22 | 2022-23 | 2023-24 | 2024-25 |
|----------|--------|---------|---------|---------|---------|
| 6 | county | 1.6 | 1.8 | 0.8 | 0.8 |
| | state | 2.1 | 2.1 | 1.9 | 1.8 |
| 8 | county | 5.5 | 7.1 | 4.3 | 4.9 |
| | state | 7.6 | 7.0 | 5.7 | 5.5 |
| 10 | county | 11.5 | 12.2 | 7.5 | 6.9 |
| | state | 14.8 | 12.2 | 9.7 | 8.9 |
| 12 | county | 15.9 | 17.3 | 12.7 | 10.0 |
| | state | 18.9 | 17.0 | 13.8 | 12.3 |
| Combined | county | 6.7 | 9.2 | 5.3 | 5.0 |
| | state | 9.6 | 8.5 | 6.8 | 6.2 |

Table 5.7: Which statement best describes rules about smoking inside your home or your family cars?

| | | Smoking is not allowed anywhere inside the home or cars | Smoking is allowed in some places and at some times or in some cars | Smoking is allowed anywhere inside the home or cars | There are no rules about smoking inside the home or cars | I don't know |
|----------|--------|--|--|--|--|-----------------|
| 6 | county | 63.7 | 7.0 | 2.1 | 2.4 | 24.8 |
| | state | 59.4 | 8.5 | 2.4 | 3.4 | 26.4 |
| 8 | county | 59.5 | 6.7 | 2.3 | 3.3 | 28.3 |
| | state | 59.8 | 8.4 | 2.6 | 3.9 | 25.4 |
| 10 | county | 68.7 | 5.6 | 1.8 | 4.9 | 19.0 |
| | state | 64.2 | 7.7 | 2.3 | 4.6 | 21.2 |
| 12 | county | 69.8 | 6.7 | 1.0 | 3.6 | 18.8 |
| | state | 66.4 | 8.1 | 2.3 | 4.9 | 18.3 |
| Combined | county | 64.4 | 6.5 | 1.9 | 3.5 | 23.7 |
| | state | 61.7 | 8.2 | 2.4 | 4.1 | 23.6 |

Table 5.8: During this school year, were you taught in any of your classes about the dangers of tobacco use?

| | | Never | Rarely | Sometimes | Often | Almost always |
|----------|--------|-------|--------|-----------|-------|------------------|
| 6 | county | 37.7 | 16.2 | 24.0 | 13.1 | 9.0 |
| | state | 35.7 | 19.6 | 23.7 | 13.4 | 7.7 |
| 8 | county | 42.6 | 21.9 | 20.4 | 10.3 | 4.7 |
| | state | 31.2 | 22.1 | 26.6 | 14.2 | 5.9 |
| 10 | county | 53.7 | 19.8 | 16.4 | 7.7 | 2.4 |
| | state | 40.3 | 22.6 | 23.2 | 9.9 | 4.0 |
| 12 | county | 61.3 | 19.3 | 12.6 | 4.3 | 2.4 |
| | state | 47.4 | 20.8 | 19.2 | 8.5 | 4.2 |
| Combined | county | 46.7 | 19.4 | 19.3 | 9.5 | 5.0 |
| | state | 37.2 | 21.3 | 23.8 | 12.1 | 5.7 |

6. STUDENT ELECTRONIC VAPOR PRODUCT USE AND EXPERIENCES

Surveillance on the growing popularity of the use and effects of products linked to vaping is an important area of study for educators across the country. Electronic cigarettes and vaping products (such as vaporizers, vape pens, hookah pens, electronic pipes) began emerging throughout US communities in 2006-2007² and appeared in schools several years later.

In 2014, Arkansas introduced its first series of questions on lifetime use of e-cigarettes, e-cigars, and e-hookahs on the APNA questionnaire. At that time, students reported age of initiation at aged 14.5 years and e-cigarette use was reported by 18.7% of all students surveyed (Grades 8, 10, 12), with more than a third (37.3%) of 12th graders reporting use in 2014. By 2019, age of initiation of e-cigarette had declined to age 13.8 years; in addition, 24.7% of all students reported using e-cigarettes and, among 12th graders, 41.5% said they used e-cigarettes, e-cigars or e-hookahs.

For the 2020 APNA survey, the question, "used e-cigarettes, e-cigars or e-hookahs (vaping)" was modified to "used a vaping product like e-cigarettes, e-cigars, or e-hookahs" to capture the wider variety of products now available. In addition, new items have been added. Some vaping-related questions ask students about types of substances vaped: nicotine, marijuana, and flavoring; other questions ask about ease of getting substances and devices for vaping and reasons for vaping.

As shown for other questions on frequency of use, results from these questions are reported by grade level, total student responses, and total student responses compared with state levels of student use. With these results in hand, Arkansas' educators and administrators will be prepared to address what appears to be a rising tide of vaping among its students.

²Obisesan OH, Mirbolouk M, Osei AD, et al. Association between e-cigarette use and depression in the Behavioral Risk Factor Surveillance System, 2016-2017. *JAMA Netw Open*. 2019;2(12):e1916800. doi:10.1001/jamanetworkopen.2019.16800

Table 6.1: What are the chances you would be seen as cool if you: used a vaping product like e-cigarettes, e-cigars, or e-hookahs?

| | | No or very little chance | Little chance | Some chance | Pretty good chance | Very good chance |
|----------|--------|--------------------------------|------------------|-------------|-----------------------|---------------------|
| 6 | county | 88.7 | 7.1 | 2.3 | 1.2 | 0.7 |
| | state | 86.4 | 6.5 | 3.2 | 2.0 | 1.8 |
| 8 | county | 69.5 | 12.2 | 9.1 | 5.7 | 3.5 |
| | state | 71.7 | 11.0 | 7.5 | 5.5 | 4.3 |
| 10 | county | 63.6 | 10.3 | 11.0 | 9.5 | 5.6 |
| | state | 64.1 | 11.5 | 9.5 | 8.4 | 6.5 |
| 12 | county | 58.4 | 13.1 | 13.1 | 8.0 | 7.3 |
| | state | 58.9 | 13.3 | 11.8 | 8.4 | 7.6 |
| Combined | county | 71.6 | 10.5 | 8.3 | 5.7 | 3.8 |
| | state | 72.3 | 10.1 | 7.4 | 5.6 | 4.6 |

Table 6.2: How wrong do you think it is for someone your age to: use a vaping product like e-cigarettes, e-cigars, or e-hookahs?

| | | Very wrong | Wrong | A little bit wrong | Not at all wrong |
|----------|--------|------------|-------|-----------------------|---------------------|
| 6 | county | 90.1 | 8.8 | 0.3 | 0.8 |
| | state | 87.6 | 9.0 | 2.4 | 1.0 |
| 8 | county | 69.8 | 22.0 | 6.7 | 1.5 |
| | state | 73.7 | 18.5 | 5.9 | 1.9 |
| 10 | county | 63.3 | 25.6 | 9.6 | 1.5 |
| | state | 63.7 | 24.6 | 9.2 | 2.5 |
| 12 | county | 56.4 | 27.7 | 13.0 | 2.9 |
| | state | 58.3 | 24.6 | 12.9 | 4.2 |
| Combined | county | 71.7 | 20.1 | 6.6 | 1.5 |
| | state | 73.2 | 18.0 | 6.7 | 2.1 |

Table 6.3: How many times in the past year (12 months) have you: used a vaping product like e-cigarettes, e-cigars, or e-hookahs?

| | | Never | 1 or 2 times | 3 to 5 times | 6 to 9 times | 10+ times |
|----------|--------|-------|--------------|--------------|--------------|-----------|
| 6 | county | 97.5 | 1.5 | 0.3 | 0.2 | 0.5 |
| | state | 95.5 | 2.9 | 0.7 | 0.2 | 0.7 |
| 8 | county | 91.5 | 4.6 | 1.5 | 0.3 | 2.1 |
| | state | 90.0 | 4.6 | 1.8 | 0.6 | 3.0 |
| 10 | county | 88.6 | 4.1 | 1.2 | 0.8 | 5.2 |
| | state | 87.1 | 4.2 | 1.9 | 1.0 | 5.8 |
| 12 | county | 87.7 | 3.2 | 1.4 | 0.8 | 6.9 |
| | state | 84.3 | 3.9 | 2.0 | 1.1 | 8.6 |
| Combined | county | 91.9 | 3.4 | 1.1 | 0.5 | 3.1 |
| | state | 90.1 | 3.9 | 1.5 | 0.7 | 3.8 |

Table 6.4: How much do you think people risk harming themselves (physically or in other ways) if they: use a vaping product like e-cigarettes, e-cigars, and e-hookahs?

| | | No risk | Slight risk | Moderate risk | Great risk | Can't say, drug unfamiliar |
|----------|--------|---------|-------------|---------------|------------|----------------------------|
| 6 | county | 16.1 | 7.3 | 16.8 | 50.0 | 9.8 |
| | state | 18.8 | 8.4 | 18.7 | 44.5 | 9.6 |
| 8 | county | 9.7 | 14.8 | 26.1 | 42.7 | 6.7 |
| | state | 12.9 | 12.3 | 25.3 | 43.2 | 6.2 |
| 10 | county | 10.4 | 14.1 | 29.2 | 40.2 | 6.0 |
| | state | 11.9 | 15.3 | 28.1 | 39.2 | 5.6 |
| 12 | county | 9.7 | 16.4 | 31.1 | 36.6 | 6.1 |
| | state | 12.8 | 16.2 | 28.4 | 36.7 | 5.9 |
| Combined | county | 11.6 | 12.8 | 25.0 | 43.2 | 7.3 |
| | state | 14.4 | 12.4 | 24.5 | 41.6 | 7.0 |

Table 6.5: How much do you think people risk harming themselves (physically or in other ways) if they: vape an e-liquid with nicotine occasionally?

| | | No risk | Slight risk | Moderate risk | Great risk | Can't say, drug unfamiliar |
|----------|--------|---------|-------------|---------------|------------|----------------------------|
| 6 | county | 16.2 | 6.4 | 18.2 | 43.6 | 15.6 |
| | state | 19.2 | 7.8 | 19.3 | 40.2 | 13.5 |
| 8 | county | 10.6 | 13.4 | 28.0 | 38.9 | 9.1 |
| | state | 13.0 | 13.3 | 26.3 | 38.7 | 8.8 |
| 10 | county | 10.7 | 19.2 | 26.4 | 34.8 | 8.9 |
| | state | 12.4 | 17.8 | 28.2 | 34.4 | 7.3 |
| 12 | county | 10.1 | 21.8 | 30.6 | 30.2 | 7.3 |
| | state | 14.0 | 19.7 | 27.5 | 31.8 | 7.0 |
| Combined | county | 12.1 | 14.2 | 25.3 | 37.9 | 10.6 |
| | state | 14.9 | 13.7 | 24.8 | 37.1 | 9.6 |

Table 6.6: How much do you think people risk harming themselves (physically or in other ways) if they: vape an e-liquid with nicotine regularly?

| | | No risk | Slight risk | Moderate risk | Great risk | Can't say, drug unfamiliar |
|----------|--------|---------|-------------|---------------|------------|----------------------------|
| 6 | county | 16.1 | 3.9 | 10.2 | 54.3 | 15.5 |
| | state | 18.7 | 4.7 | 12.5 | 49.7 | 14.4 |
| 8 | county | 9.4 | 5.6 | 18.5 | 56.5 | 9.9 |
| | state | 12.4 | 6.1 | 18.9 | 53.3 | 9.3 |
| 10 | county | 9.5 | 6.4 | 24.8 | 50.3 | 9.0 |
| | state | 11.2 | 8.0 | 23.6 | 49.5 | 7.7 |
| 12 | county | 8.6 | 7.4 | 30.1 | 46.2 | 7.8 |
| | state | 11.9 | 9.2 | 25.3 | 46.2 | 7.3 |
| Combined | county | 11.1 | 5.6 | 19.5 | 52.8 | 10.9 |
| | state | 13.9 | 6.6 | 19.1 | 50.2 | 10.2 |

Table 6.7: How much do you think people risk harming themselves (physically or in other ways) if they: use heroin?

| | | No risk | Slight risk | Moderate risk | Great risk | Can't say, drug unfamiliar |
|----------|--------|---------|-------------|---------------|------------|----------------------------|
| 6 | county | 16.4 | 1.9 | 4.5 | 38.8 | 38.4 |
| | state | 18.6 | 2.2 | 6.3 | 39.6 | 33.2 |
| 8 | county | 8.6 | 2.3 | 7.0 | 60.7 | 21.5 |
| | state | 11.9 | 2.0 | 6.8 | 58.2 | 21.1 |
| 10 | county | 9.2 | 1.1 | 5.6 | 71.8 | 12.3 |
| | state | 10.3 | 1.6 | 5.5 | 67.3 | 15.4 |
| 12 | county | 7.1 | 0.8 | 3.2 | 78.0 | 10.9 |
| | state | 10.4 | 1.1 | 4.2 | 70.3 | 13.9 |
| Combined | county | 10.6 | 1.7 | 5.4 | 60.0 | 22.3 |
| | state | 13.3 | 1.8 | 5.9 | 56.7 | 22.2 |

Table 6.8: How much do you think people risk harming themselves (physically or in other ways) if they: use methamphetamines?

| | | No risk | Slight risk | Moderate risk | Great risk | Can't say, drug unfamiliar |
|----------|--------|---------|-------------|---------------|------------|----------------------------|
| 6 | county | 16.3 | 1.5 | 4.3 | 32.9 | 45.0 |
| | state | 18.7 | 1.8 | 5.4 | 35.8 | 38.3 |
| 8 | county | 8.6 | 2.0 | 5.3 | 53.7 | 30.4 |
| | state | 12.0 | 1.8 | 6.0 | 51.8 | 28.4 |
| 10 | county | 9.3 | 0.8 | 5.1 | 63.7 | 21.1 |
| | state | 10.3 | 1.4 | 5.3 | 61.0 | 21.9 |
| 12 | county | 7.3 | 0.8 | 3.8 | 73.2 | 14.9 |
| | state | 10.3 | 1.2 | 4.5 | 66.6 | 17.4 |
| Combined | county | 10.7 | 1.4 | 4.7 | 53.4 | 29.8 |
| | state | 13.3 | 1.6 | 5.4 | 51.5 | 28.1 |

Table 6.9: Vape Nicotine - Lifetime Use

| | | 0 Occasions | 1-2 Occasions | 3-5 Occasions | 6-9 Occasions | 10+ Occasions |
|----------|--------|-------------|---------------|---------------|---------------|---------------|
| 6 | county | 97.5 | 1.6 | 0.2 | 0.0 | 0.6 |
| | state | 95.6 | 2.5 | 0.8 | 0.3 | 0.8 |
| 8 | county | 90.4 | 3.3 | 1.7 | 0.7 | 3.9 |
| | state | 88.6 | 4.3 | 2.1 | 1.0 | 4.0 |
| 10 | county | 86.9 | 2.3 | 2.7 | 1.3 | 6.8 |
| | state | 83.4 | 4.9 | 2.6 | 1.3 | 7.8 |
| 12 | county | 84.1 | 2.9 | 2.9 | 1.2 | 8.9 |
| | state | 79.4 | 4.6 | 3.1 | 1.7 | 11.2 |
| Combined | county | 90.6 | 2.5 | 1.7 | 0.7 | 4.4 |
| | state | 88.1 | 3.9 | 2.0 | 1.0 | 5.0 |

Table 6.10: Vape Marijuana - Lifetime Use

| | | 0 Occasions | 1-2 Occasions | 3-5 Occasions | 6-9 Occasions | 10+ Occasions |
|----------|--------|-------------|---------------|---------------|---------------|---------------|
| 6 | county | 99.3 | 0.4 | 0.0 | 0.0 | 0.4 |
| | state | 98.8 | 0.7 | 0.2 | 0.1 | 0.2 |
| 8 | county | 95.4 | 1.5 | 0.8 | 0.3 | 2.0 |
| | state | 94.4 | 2.0 | 1.1 | 0.5 | 1.9 |
| 10 | county | 92.5 | 2.0 | 1.7 | 1.0 | 2.7 |
| | state | 89.4 | 3.0 | 1.9 | 0.8 | 4.8 |
| 12 | county | 85.6 | 3.5 | 2.1 | 1.4 | 7.4 |
| | state | 83.1 | 4.6 | 2.6 | 1.7 | 8.0 |
| Combined | county | 94.3 | 1.6 | 1.0 | 0.6 | 2.6 |
| | state | 92.8 | 2.3 | 1.3 | 0.6 | 3.0 |

Table 6.11: Vape Just Flavoring - Lifetime Use

| | | 0 Occasions | 1-2 Occasions | 3-5 Occasions | 6-9 Occasions | 10+ Occasions |
|----------|--------|-------------|---------------|---------------|---------------|---------------|
| 6 | county | 98.7 | 0.7 | 0.1 | 0.0 | 0.5 |
| | state | 95.7 | 2.5 | 0.7 | 0.3 | 0.7 |
| 8 | county | 93.1 | 3.1 | 1.3 | 0.5 | 2.1 |
| | state | 91.9 | 3.4 | 1.5 | 0.8 | 2.4 |
| 10 | county | 92.7 | 2.7 | 1.9 | 0.9 | 1.9 |
| | state | 90.2 | 3.4 | 2.0 | 0.8 | 3.6 |
| 12 | county | 91.9 | 2.5 | 1.9 | 0.2 | 3.5 |
| | state | 89.9 | 3.3 | 1.9 | 0.7 | 4.3 |
| Combined | county | 94.4 | 2.2 | 1.2 | 0.4 | 1.8 |
| | state | 92.3 | 3.1 | 1.5 | 0.6 | 2.5 |

Table 6.12: Any Vaping - Lifetime Use

| | | 0 Occasions | 1-2 Occasions | 3-5 Occasions | 6-9 Occasions | 10+ Occasions |
|----------|--------|-------------|---------------|---------------|---------------|---------------|
| 6 | county | 96.8 | 2.1 | 0.2 | 0.0 | 0.8 |
| | state | 93.3 | 4.1 | 1.1 | 0.5 | 1.1 |
| 8 | county | 87.7 | 5.0 | 2.1 | 0.7 | 4.5 |
| | state | 85.8 | 5.6 | 2.5 | 1.2 | 4.8 |
| 10 | county | 85.3 | 2.2 | 3.5 | 1.4 | 7.6 |
| | state | 80.7 | 5.5 | 3.1 | 1.5 | 9.1 |
| 12 | county | 80.6 | 3.7 | 2.9 | 2.1 | 10.7 |
| | state | 75.1 | 5.5 | 3.4 | 2.3 | 13.7 |
| Combined | county | 88.6 | 3.4 | 2.0 | 0.9 | 5.2 |
| | state | 85.2 | 5.1 | 2.4 | 1.2 | 6.1 |

Table 6.13: Vape Nicotine - Past 30 Day Use

| | | 0 Occasions | 1-2 Occasions | 3-5 Occasions | 6-9 Occasions | 10+ Occasions |
|----------|--------|-------------|---------------|---------------|---------------|---------------|
| 6 | county | 99.2 | 0.3 | 0.1 | 0.0 | 0.3 |
| | state | 98.2 | 1.0 | 0.3 | 0.1 | 0.4 |
| 8 | county | 95.1 | 2.2 | 0.8 | 0.3 | 1.6 |
| | state | 94.5 | 2.3 | 0.9 | 0.4 | 1.9 |
| 10 | county | 93.1 | 1.7 | 1.0 | 0.6 | 3.6 |
| | state | 91.1 | 2.8 | 1.2 | 0.5 | 4.4 |
| 12 | county | 90.0 | 2.9 | 1.4 | 0.4 | 5.3 |
| | state | 87.7 | 3.0 | 1.6 | 0.6 | 7.1 |
| Combined | county | 95.0 | 1.7 | 0.7 | 0.3 | 2.3 |
| | state | 93.8 | 2.1 | 0.9 | 0.4 | 2.8 |

Table 6.14: Vape Marijuana - Past 30 Day Use

| | | 0 Occasions | 1-2 Occasions | 3-5 Occasions | 6-9 Occasions | 10+ Occasions |
|----------|--------|-------------|---------------|---------------|---------------|---------------|
| 6 | county | 99.4 | 0.3 | 0.0 | 0.0 | 0.2 |
| | state | 99.4 | 0.4 | 0.1 | 0.0 | 0.1 |
| 8 | county | 97.1 | 1.7 | 0.4 | 0.5 | 0.3 |
| | state | 97.0 | 1.6 | 0.6 | 0.2 | 0.6 |
| 10 | county | 96.4 | 1.4 | 0.4 | 0.6 | 1.2 |
| | state | 95.0 | 2.1 | 0.9 | 0.5 | 1.6 |
| 12 | county | 92.8 | 0.8 | 2.9 | 0.6 | 2.9 |
| | state | 92.6 | 2.5 | 1.4 | 0.5 | 3.0 |
| Combined | county | 96.9 | 1.1 | 0.7 | 0.4 | 0.9 |
| | state | 96.6 | 1.5 | 0.6 | 0.3 | 1.1 |

Table 6.15: Vape Just Flavoring - Past 30 Day Use

| | | 0 Occasions | 1-2 Occasions | 3-5 Occasions | 6-9 Occasions | 10+ Occasions |
|----------|--------|-------------|---------------|---------------|---------------|---------------|
| 6 | county | 98.8 | 0.8 | 0.0 | 0.0 | 0.3 |
| | state | 97.8 | 1.5 | 0.3 | 0.1 | 0.3 |
| 8 | county | 96.2 | 1.8 | 0.6 | 0.3 | 1.1 |
| | state | 95.6 | 2.2 | 0.8 | 0.4 | 1.1 |
| 10 | county | 96.7 | 1.3 | 0.7 | 0.1 | 1.1 |
| | state | 94.8 | 2.3 | 0.9 | 0.3 | 1.7 |
| 12 | county | 96.5 | 1.2 | 0.2 | 0.4 | 1.6 |
| | state | 94.8 | 1.9 | 0.8 | 0.3 | 2.2 |
| Combined | county | 97.1 | 1.3 | 0.4 | 0.2 | 1.0 |
| | state | 95.9 | 2.0 | 0.6 | 0.3 | 1.2 |

Table 6.16: Any Vaping - Past 30 Day Use

| | | 0 Occasions | 1-2 Occasions | 3-5 Occasions | 6-9 Occasions | 10+ Occasions |
|----------|--------|-------------|---------------|---------------|---------------|---------------|
| 6 | county | 98.5 | 0.9 | 0.1 | 0.0 | 0.5 |
| | state | 97.0 | 1.9 | 0.4 | 0.2 | 0.5 |
| 8 | county | 93.4 | 3.1 | 1.2 | 0.4 | 2.0 |
| | state | 92.7 | 3.2 | 1.3 | 0.6 | 2.2 |
| 10 | county | 92.1 | 1.9 | 1.0 | 0.9 | 4.1 |
| | state | 89.2 | 3.5 | 1.6 | 0.7 | 4.9 |
| 12 | county | 87.3 | 2.5 | 2.5 | 1.2 | 6.5 |
| | state | 84.5 | 4.0 | 2.1 | 0.8 | 8.5 |
| Combined | county | 93.6 | 2.1 | 1.0 | 0.5 | 2.8 |
| | state | 91.9 | 3.0 | 1.2 | 0.5 | 3.3 |

Table 6.17: What have been the most important reasons for you to vape? I have not vaped

| Grade | Group | 2021-22 | 2022-23 | 2023-24 | 2024-25 |
|-----------------|---------------|-------------|-------------|-------------|-------------|
| 6 | county | 95.9 | 96.5 | 96.5 | 97.7 |
| | state | 94.0 | 93.9 | 94.3 | 94.7 |
| 8 | county | 89.9 | 89.6 | 91.5 | 89.4 |
| | state | 85.5 | 86.5 | 88.0 | 87.5 |
| 10 | county | 80.2 | 80.2 | 84.8 | 87.1 |
| | state | 77.1 | 80.3 | 83.5 | 84.4 |
| 12 | county | 79.0 | 77.3 | 80.3 | 85.9 |
| | state | 73.8 | 75.3 | 79.3 | 80.7 |
| Combined | county | 88.5 | 86.2 | 89.7 | 90.6 |
| | state | 84.0 | 85.2 | 87.4 | 87.8 |

Table 6.18: What have been the most important reasons for you to vape? To help me quit regular cigarettes

| Grade | Group | 2021-22 | 2022-23 | 2023-24 | 2024-25 |
|-----------------|---------------|------------|------------|------------|------------|
| 6 | county | 0.0 | 0.0 | 0.3 | 0.1 |
| | state | 0.4 | 0.2 | 0.2 | 0.2 |
| 8 | county | 0.2 | 0.9 | 0.1 | 0.3 |
| | state | 0.4 | 0.4 | 0.4 | 0.4 |
| 10 | county | 0.5 | 0.3 | 0.1 | 0.1 |
| | state | 0.8 | 0.7 | 0.6 | 0.5 |
| 12 | county | 0.6 | 0.8 | 0.0 | 0.0 |
| | state | 1.6 | 1.0 | 0.8 | 0.6 |
| Combined | county | 0.3 | 0.5 | 0.2 | 0.2 |
| | state | 0.7 | 0.5 | 0.5 | 0.4 |

Table 6.19: What have been the most important reasons for you to vape? Because regular cigarette use is not permitted

| Grade | Group | 2021-22 | 2022-23 | 2023-24 | 2024-25 |
|-----------------|---------------|------------|------------|------------|------------|
| 6 | county | 0.0 | 0.3 | 0.2 | 0.2 |
| | state | 0.2 | 0.2 | 0.1 | 0.2 |
| 8 | county | 0.2 | 0.0 | 0.1 | 0.0 |
| | state | 0.3 | 0.2 | 0.3 | 0.2 |
| 10 | county | 0.7 | 0.3 | 0.7 | 0.3 |
| | state | 0.5 | 0.3 | 0.4 | 0.4 |
| 12 | county | 0.3 | 0.4 | 0.2 | 0.4 |
| | state | 0.6 | 0.5 | 0.4 | 0.3 |
| Combined | county | 0.3 | 0.2 | 0.3 | 0.2 |
| | state | 0.3 | 0.3 | 0.3 | 0.3 |

Table 6.20: What have been the most important reasons for you to vape? To experiment - to see what it's like

| Grade | Group | 2021-22 | 2022-23 | 2023-24 | 2024-25 |
|-----------------|---------------|------------|------------|------------|------------|
| 6 | county | 2.4 | 2.2 | 2.4 | 1.3 |
| | state | 2.7 | 2.9 | 2.8 | 2.7 |
| 8 | county | 5.8 | 5.2 | 4.6 | 6.2 |
| | state | 6.3 | 6.0 | 5.6 | 5.7 |
| 10 | county | 8.9 | 8.9 | 8.1 | 7.0 |
| | state | 9.0 | 8.1 | 6.8 | 7.0 |
| 12 | county | 7.8 | 13.3 | 6.3 | 5.5 |
| | state | 9.3 | 9.1 | 7.3 | 7.1 |
| Combined | county | 5.6 | 7.1 | 5.1 | 4.9 |
| | state | 6.4 | 6.2 | 5.3 | 5.4 |

Table 6.21: What have been the most important reasons for you to vape? To relax or relieve tension

| Grade | Group | 2021-22 | 2022-23 | 2023-24 | 2024-25 |
|-----------------|---------------|------------|------------|------------|------------|
| 6 | county | 1.0 | 2.2 | 0.7 | 0.6 |
| | state | 2.1 | 2.0 | 1.7 | 1.5 |
| 8 | county | 5.3 | 4.6 | 3.9 | 4.7 |
| | state | 7.4 | 6.3 | 5.3 | 5.8 |
| 10 | county | 9.6 | 10.9 | 7.7 | 6.2 |
| | state | 12.5 | 10.1 | 8.6 | 8.0 |
| 12 | county | 12.9 | 11.8 | 10.5 | 7.4 |
| | state | 14.3 | 13.4 | 11.1 | 10.0 |
| Combined | county | 5.8 | 7.2 | 4.9 | 4.3 |
| | state | 8.2 | 7.2 | 5.9 | 5.7 |

Table 6.22: What have been the most important reasons for you to vape? To feel good or get high

| Grade | Group | 2021-22 | 2022-23 | 2023-24 | 2024-25 |
|-----------------|---------------|------------|------------|------------|------------|
| 6 | county | 0.3 | 1.0 | 0.3 | 0.4 |
| | state | 0.6 | 0.7 | 0.7 | 0.7 |
| 8 | county | 1.5 | 1.2 | 1.8 | 2.1 |
| | state | 2.7 | 2.8 | 2.4 | 2.7 |
| 10 | county | 4.0 | 4.6 | 2.8 | 2.3 |
| | state | 4.4 | 3.8 | 3.0 | 3.4 |
| 12 | county | 3.1 | 4.3 | 3.8 | 2.7 |
| | state | 4.2 | 3.9 | 3.5 | 3.2 |
| Combined | county | 1.8 | 2.7 | 1.9 | 1.8 |
| | state | 2.8 | 2.7 | 2.2 | 2.3 |

Table 6.23: What have been the most important reasons for you to vape? Because it looks cool

| Grade | Group | 2021-22 | 2022-23 | 2023-24 | 2024-25 |
|-----------------|---------------|------------|------------|------------|------------|
| 6 | county | 0.3 | 0.3 | 1.5 | 0.6 |
| | state | 1.0 | 1.1 | 1.3 | 1.3 |
| 8 | county | 1.0 | 0.9 | 1.7 | 1.0 |
| | state | 1.5 | 1.6 | 1.6 | 1.6 |
| 10 | county | 1.6 | 1.4 | 1.9 | 1.5 |
| | state | 2.1 | 1.7 | 1.4 | 1.7 |
| 12 | county | 0.6 | 2.7 | 1.3 | 1.1 |
| | state | 1.8 | 1.6 | 1.2 | 1.3 |
| Combined | county | 0.9 | 1.3 | 1.6 | 1.0 |
| | state | 1.5 | 1.5 | 1.4 | 1.5 |

Table 6.24: What have been the most important reasons for you to vape? To have a good time with my friends

| Grade | Group | 2021-22 | 2022-23 | 2023-24 | 2024-25 |
|-----------------|---------------|------------|------------|------------|------------|
| 6 | county | 0.4 | 1.0 | 0.6 | 0.2 |
| | state | 1.0 | 0.8 | 0.9 | 0.6 |
| 8 | county | 1.1 | 1.7 | 1.5 | 1.6 |
| | state | 2.8 | 2.6 | 2.2 | 2.2 |
| 10 | county | 3.5 | 4.0 | 2.8 | 2.9 |
| | state | 4.6 | 3.5 | 3.0 | 2.9 |
| 12 | county | 3.4 | 4.7 | 3.8 | 2.3 |
| | state | 4.1 | 3.3 | 3.0 | 2.6 |
| Combined | county | 1.7 | 2.8 | 1.9 | 1.6 |
| | state | 2.9 | 2.4 | 2.1 | 2.0 |

Table 6.25: What have been the most important reasons for you to vape? Because of boredom, nothing else to do

| Grade | Group | 2021-22 | 2022-23 | 2023-24 | 2024-25 |
|-----------------|---------------|------------|------------|------------|------------|
| 6 | county | 1.0 | 1.6 | 1.3 | 0.4 |
| | state | 1.4 | 1.6 | 1.4 | 1.4 |
| 8 | county | 2.7 | 2.6 | 2.4 | 2.6 |
| | state | 4.3 | 3.8 | 3.3 | 3.4 |
| 10 | county | 6.6 | 6.6 | 3.7 | 4.0 |
| | state | 6.5 | 5.7 | 4.4 | 4.5 |
| 12 | county | 6.9 | 5.9 | 5.2 | 4.6 |
| | state | 7.3 | 6.7 | 5.3 | 4.5 |
| Combined | county | 3.5 | 4.1 | 2.8 | 2.6 |
| | state | 4.5 | 4.1 | 3.3 | 3.3 |

Table 6.26: What have been the most important reasons for you to vape? Because it tastes good

| Grade | Group | 2021-22 | 2022-23 | 2023-24 | 2024-25 |
|-----------------|---------------|------------|------------|------------|------------|
| 6 | county | 1.1 | 1.6 | 1.4 | 0.5 |
| | state | 1.4 | 1.5 | 1.6 | 1.4 |
| 8 | county | 2.7 | 2.3 | 2.0 | 3.4 |
| | state | 3.7 | 3.6 | 3.3 | 3.5 |
| 10 | county | 5.6 | 5.2 | 4.2 | 4.6 |
| | state | 5.3 | 4.6 | 4.0 | 4.6 |
| 12 | county | 2.5 | 5.1 | 3.8 | 3.4 |
| | state | 5.2 | 4.5 | 4.5 | 4.3 |
| Combined | county | 2.7 | 3.5 | 2.6 | 2.8 |
| | state | 3.7 | 3.4 | 3.2 | 3.3 |

Table 6.27: What have been the most important reasons for you to vape? Because I am "hooked" - I have to have it

| Grade | Group | 2021-22 | 2022-23 | 2023-24 | 2024-25 |
|-----------------|---------------|------------|------------|------------|------------|
| 6 | county | 0.0 | 0.6 | 0.2 | 0.4 |
| | state | 0.4 | 0.3 | 0.3 | 0.3 |
| 8 | county | 0.5 | 1.2 | 0.5 | 0.5 |
| | state | 1.4 | 1.1 | 0.8 | 0.9 |
| 10 | county | 2.1 | 3.2 | 1.9 | 1.5 |
| | state | 2.6 | 2.5 | 1.9 | 2.1 |
| 12 | county | 4.4 | 5.5 | 2.5 | 2.1 |
| | state | 4.2 | 4.3 | 3.6 | 3.2 |
| Combined | county | 1.2 | 2.5 | 1.1 | 0.9 |
| | state | 1.9 | 1.7 | 1.3 | 1.4 |

Table 6.28: How difficult do you think it would be for you to get each of the following types of substances/devices, if you wanted some? E-liquid with nicotine (for vaping)?

| | | Probably impossible | Very difficult | Fairly easy | Very easy | Can't say, drug unfamiliar |
|----------|--------|---------------------|----------------|-------------|-----------|----------------------------|
| 6 | county | 67.2 | 12.8 | 6.8 | 1.5 | 11.7 |
| | state | 65.1 | 13.5 | 7.4 | 3.1 | 10.8 |
| 8 | county | 43.6 | 18.7 | 20.2 | 8.8 | 8.8 |
| | state | 47.6 | 17.4 | 18.3 | 9.6 | 7.2 |
| 10 | county | 32.9 | 15.9 | 26.9 | 17.1 | 7.2 |
| | state | 36.1 | 15.0 | 24.1 | 18.2 | 6.7 |
| 12 | county | 24.4 | 13.1 | 26.1 | 29.3 | 7.1 |
| | state | 29.6 | 11.9 | 25.2 | 26.7 | 6.6 |
| Combined | county | 44.7 | 15.5 | 19.0 | 11.9 | 9.0 |
| | state | 47.3 | 14.8 | 17.5 | 12.4 | 8.0 |

Table 6.29: How difficult do you think it would be for you to get each of the following types of substances/devices, if you wanted some? Vaping device used to inhale a mist into the lungs (like an e-pen or e-cigarette)?

| | | Probably impossible | Very difficult | Fairly easy | Very easy | Can't say, drug unfamiliar |
|----------|--------|---------------------|----------------|-------------|-----------|----------------------------|
| 6 | county | 68.2 | 11.6 | 6.5 | 3.3 | 10.3 |
| | state | 64.7 | 13.7 | 8.0 | 4.3 | 9.3 |
| 8 | county | 43.5 | 18.2 | 20.7 | 10.0 | 7.7 |
| | state | 46.9 | 16.6 | 18.6 | 11.6 | 6.3 |
| 10 | county | 32.0 | 16.7 | 25.8 | 18.2 | 7.4 |
| | state | 35.6 | 14.8 | 23.9 | 19.6 | 6.2 |
| 12 | county | 24.3 | 12.3 | 27.1 | 29.2 | 7.1 |
| | state | 29.7 | 11.4 | 25.0 | 27.4 | 6.5 |
| Combined | county | 44.7 | 15.1 | 19.0 | 13.0 | 8.3 |
| | state | 46.8 | 14.5 | 17.7 | 13.8 | 7.2 |

Table 6.30: If you wanted to get some vaping products like e-cigarettes, e-cigars, or e-hookahs, how easy would it be for you to get some?

| | | Very hard | Sort of hard | Sort of easy | Very Easy |
|----------|--------|-----------|--------------|--------------|-----------|
| 6 | county | 86.0 | 5.8 | 5.3 | 2.8 |
| | state | 82.9 | 7.8 | 5.7 | 3.6 |
| 8 | county | 61.2 | 13.6 | 13.4 | 11.7 |
| | state | 64.7 | 12.0 | 12.6 | 10.7 |
| 10 | county | 50.5 | 12.5 | 17.9 | 19.2 |
| | state | 51.9 | 12.2 | 17.9 | 18.0 |
| 12 | county | 41.2 | 12.2 | 20.4 | 26.2 |
| | state | 45.0 | 11.4 | 20.0 | 23.5 |
| Combined | county | 62.4 | 11.0 | 13.3 | 13.3 |
| | state | 64.0 | 10.7 | 13.0 | 12.3 |

Table 6.31: Have any of your brothers or sisters ever: used a vaping product like e-cigarettes, e-cigars, or e-hookahs?

| | | No | Yes | I don't have any brothers or sisters |
|----------|--------|------|------|--------------------------------------|
| 6 | county | 83.6 | 10.1 | 6.3 |
| | state | 83.5 | 12.3 | 4.2 |
| 8 | county | 75.2 | 19.2 | 5.6 |
| | state | 75.7 | 19.9 | 4.4 |
| 10 | county | 72.1 | 21.9 | 6.0 |
| | state | 70.7 | 24.7 | 4.6 |
| 12 | county | 69.6 | 23.5 | 7.0 |
| | state | 66.5 | 28.1 | 5.4 |
| Combined | county | 75.9 | 18.0 | 6.1 |
| | state | 75.4 | 20.1 | 4.5 |

7. STUDENT MENTAL HEALTH

The 2023 APNA asked students six questions from the Kessler-6 (K6) model ³, which has been validated to assess these student feelings: sad, nervous, restless or fidgety, hopeless, everything is an effort, worthless ⁴. Students can respond to the questions using four response items ranging from "none of the time" to "all of the time." To calculate the scale reported herein, the six item responses were coded and summed to yield a number between zero and 24. The resulting scale has demonstrated excellent internal consistency and reliability (Cronbach's alpha = 0.89) ³ and the K6 has been shown to be a valid and reliable measure of mental distress among youth. ^{5 6}.

Results from these questions can provide a population-level assessment of the mental health of students. For example, findings can point to the percentage of students who may be at-risk for depression. In this report, student data are presented by grade for male / female responses. Three categories, low, middle, and high risk are shown to assist in quickly identifying areas of concern and need for programming.

³Kessler RC, Andrews G, Colpe LJ, et al. Short screening scales to monitor population prevalences and trends in non-specific psychological distress. *Psychol Med*. 2002;32(6):959-976. doi: 10.1017/s0033291702006074. PMID: 12214795.

⁴Prochaska JJ, Sung HY, Max W, Shi Y, Ong M. Validity study of the K6 scale as a measure of moderate mental distress based on mental health treatment need and utilization. *Int J Methods Psychiatr Res*. 2012;21(2):88-97. doi: 10.1002/mpr.1349. Epub 2012 Feb 20. PMID: 22351472; PMCID: PMC3370145.

⁵Ferro MA. The psychometric properties of the Kessler Psychological Distress Scale (K6) in an epidemiological sample of Canadian youth. *Can J Psychiatry*. 2019; 64(9):647-657. doi: 10.1177/0706743718818414. Epub 2019 Jan 2. PMID: 30602296; PMCID: PMC6699029.

⁶Mewton L, Kessler RC, Slade T, et al. The psychometric properties of the Kessler Psychological Distress Scale (K6) in a general population sample of adolescents. *Psychol Assess*. 2016 Oct;28(10):1232-1242. doi: 10.1037/pas0000239. Epub 2015 Nov 30. PMID: 26619095.

Table 7.1: During the past 30 days, about how often did you feel... nervous?

| | | All of the time | Most of the time | Some of the time | A little of the time | None of the time |
|----------|--------|-----------------|------------------|------------------|----------------------|------------------|
| 6 | county | 9.4 | 14.5 | 29.7 | 27.5 | 18.9 |
| | state | 14.5 | 14.9 | 28.9 | 24.9 | 16.8 |
| 8 | county | 14.3 | 18.6 | 33.2 | 20.3 | 13.6 |
| | state | 16.4 | 18.0 | 31.4 | 20.1 | 14.1 |
| 10 | county | 14.0 | 19.0 | 35.8 | 18.3 | 12.9 |
| | state | 16.9 | 18.6 | 31.4 | 17.9 | 15.2 |
| 12 | county | 15.9 | 15.5 | 37.3 | 17.0 | 14.2 |
| | state | 17.1 | 18.6 | 31.0 | 16.0 | 17.2 |
| Combined | county | 13.1 | 17.1 | 33.5 | 21.3 | 15.0 |
| | state | 16.1 | 17.3 | 30.6 | 20.3 | 15.6 |

Table 7.2: During the past 30 days, about how often did you feel... hopeless?

| | | All of the time | Most of the time | Some of the time | A little of the time | None of the time |
|----------|--------|-----------------|------------------|------------------|----------------------|------------------|
| 6 | county | 7.2 | 8.4 | 17.3 | 22.1 | 45.0 |
| | state | 11.5 | 10.3 | 16.9 | 20.5 | 40.8 |
| 8 | county | 9.4 | 10.7 | 19.6 | 22.2 | 38.1 |
| | state | 11.5 | 11.7 | 18.6 | 20.6 | 37.6 |
| 10 | county | 7.9 | 7.7 | 23.0 | 26.5 | 34.9 |
| | state | 11.2 | 10.6 | 20.3 | 20.4 | 37.6 |
| 12 | county | 8.3 | 7.7 | 22.3 | 24.1 | 37.6 |
| | state | 11.0 | 11.3 | 21.0 | 19.5 | 37.3 |
| Combined | county | 8.3 | 8.9 | 20.2 | 23.5 | 39.2 |
| | state | 11.4 | 11.0 | 18.9 | 20.3 | 38.5 |

Table 7.3: During the past 30 days, about how often did you feel... restless or fidgety?

| | | All of the time | Most of the time | Some of the time | A little of the time | None of the time |
|----------|--------|-----------------|------------------|------------------|----------------------|------------------|
| 6 | county | 16.5 | 16.3 | 16.3 | 21.1 | 29.8 |
| | state | 19.3 | 16.0 | 17.7 | 17.6 | 29.3 |
| 8 | county | 22.3 | 18.1 | 19.7 | 17.4 | 22.5 |
| | state | 21.2 | 18.8 | 20.3 | 16.2 | 23.5 |
| 10 | county | 19.4 | 20.8 | 25.0 | 15.7 | 19.1 |
| | state | 19.7 | 19.4 | 21.7 | 16.4 | 22.8 |
| 12 | county | 18.1 | 20.7 | 24.7 | 15.1 | 21.4 |
| | state | 20.1 | 19.4 | 23.5 | 14.3 | 22.7 |
| Combined | county | 19.4 | 18.6 | 20.8 | 17.7 | 23.6 |
| | state | 20.1 | 18.2 | 20.4 | 16.4 | 24.9 |

Table 7.4: During the past 30 days, about how often did you feel... so depressed that nothing could cheer you up?

| | | All of the time | Most of the time | Some of the time | A little of the time | None of the time |
|----------|--------|-----------------|------------------|------------------|----------------------|------------------|
| 6 | county | 5.7 | 6.1 | 12.7 | 18.2 | 57.2 |
| | state | 9.7 | 8.1 | 12.9 | 18.4 | 50.9 |
| 8 | county | 6.6 | 7.0 | 14.2 | 21.7 | 50.5 |
| | state | 9.1 | 8.1 | 14.3 | 18.7 | 49.8 |
| 10 | county | 4.6 | 6.6 | 17.2 | 19.8 | 51.7 |
| | state | 8.8 | 7.6 | 15.2 | 19.2 | 49.2 |
| 12 | county | 6.8 | 5.2 | 16.8 | 20.5 | 50.7 |
| | state | 9.0 | 7.6 | 17.2 | 19.6 | 46.5 |
| Combined | county | 5.9 | 6.4 | 14.9 | 20.1 | 52.6 |
| | state | 9.2 | 7.9 | 14.6 | 18.9 | 49.4 |

Table 7.5: During the past 30 days, about how often did you feel... that everything was an effort?

| | | All of the time | Most of the time | Some of the time | A little of the time | None of the time |
|----------|--------|-----------------|------------------|------------------|----------------------|------------------|
| 6 | county | 15.4 | 16.1 | 19.6 | 20.2 | 28.7 |
| | state | 17.2 | 15.9 | 20.3 | 18.8 | 27.8 |
| 8 | county | 12.6 | 14.7 | 28.9 | 21.5 | 22.3 |
| | state | 14.3 | 15.5 | 24.1 | 20.4 | 25.7 |
| 10 | county | 12.5 | 18.2 | 27.2 | 20.7 | 21.3 |
| | state | 14.4 | 16.6 | 24.5 | 19.0 | 25.6 |
| 12 | county | 13.2 | 18.0 | 24.8 | 19.5 | 24.6 |
| | state | 15.4 | 16.1 | 25.0 | 17.8 | 25.8 |
| Combined | county | 13.4 | 16.4 | 25.3 | 20.6 | 24.2 |
| | state | 15.3 | 16.0 | 23.2 | 19.2 | 26.3 |

Table 7.6: During the past 30 days, about how often did you feel... worthless?

| | | All of the time | Most of the time | Some of the time | A little of the time | None of the time |
|----------|--------|-----------------|------------------|------------------|----------------------|------------------|
| 6 | county | 9.6 | 8.9 | 10.4 | 16.0 | 55.1 |
| | state | 14.1 | 8.8 | 12.2 | 15.4 | 49.4 |
| 8 | county | 11.8 | 8.0 | 14.9 | 18.0 | 47.4 |
| | state | 14.0 | 9.6 | 13.2 | 16.5 | 46.6 |
| 10 | county | 7.2 | 8.6 | 14.9 | 19.8 | 49.4 |
| | state | 11.9 | 9.5 | 14.5 | 17.2 | 46.9 |
| 12 | county | 9.6 | 6.6 | 14.0 | 18.3 | 51.5 |
| | state | 11.9 | 9.0 | 15.2 | 17.2 | 46.6 |
| Combined | county | 9.8 | 8.1 | 13.5 | 17.9 | 50.6 |
| | state | 13.2 | 9.3 | 13.5 | 16.5 | 47.5 |

8. CORE MEASURES OF THE DRUG-FREE COMMUNITIES PROGRAM

The Drug-Free Communities Support Program, administered by the Center for Substance Abuse Prevention, requests specific data which is typically referred to as the Core Measures of which there are currently four (30-Day Use, Perception of Risk, Parental Disapproval and Friends Disapproval). The drug categories measured are tobacco, alcohol, marijuana and prescription drugs. The first set of four tables found on the following page examines these measures broken down by grade level. The second set of four tables examines these measures broken down by gender. The meaning of the *pct* column will vary with each table and is described below. The *n* column represents the number of students who responded to the question (i.e. sample size).

Past 30-Day Use The question "*On how many occasions (if any) have you ... in the past 30 days?*" is used to measure this statistic by reporting the percentage of students who report any use in the past 30 days.

Perception of Risk The question "*How much do you think people risk harming themselves (physically or in other ways) if they ...?*" is used to measure this statistic by reporting the percentage of students who report that using the drug is a "*Moderate Risk*" or a "*Great Risk*" to their health.

Perception of Parental Disapproval The question "*How wrong do your parents feel it would be for you to ...?*" is used to measure this statistic by reporting the percentage of students who report that parents would feel it is "*Wrong*" or "*Very Wrong*" to use tobacco, alcohol and marijuana.

Perception of Friends Disapproval The question "*How wrong do your friends feel it would be for you to ...?*" is used to measure this statistic by reporting the percentage of students who report that friends would feel it is "*Wrong*" or "*Very Wrong*" to use tobacco, alcohol and marijuana.

Table 8.1: Core Measure by Grade for Past 30 Day Use

| Grade | Cigarettes | | Alcohol | | Marijuana | | Presc Drugs | | Meth | | Opiates/Herion | |
|-----------------|------------|--------------|------------|--------------|------------|--------------|-------------|--------------|------------|--------------|----------------|--------------|
| | pct | n | pct | n | pct | n | pct | n | pct | n | pct | n |
| Grade 6 | 0.8 | 868 | 1.4 | 873 | 0.6 | 867 | 1.5 | 861 | 0.7 | 854 | 0.4 | 856 |
| Grade 8 | 1.0 | 1,032 | 5.4 | 1,043 | 2.4 | 1,042 | 2.7 | 1,037 | 0.0 | 1,040 | 0.0 | 1,035 |
| Grade 10 | 0.7 | 705 | 7.4 | 701 | 5.0 | 698 | 1.6 | 699 | 0.1 | 695 | 0.0 | 692 |
| Grade 12 | 2.8 | 494 | 11.7 | 487 | 7.8 | 487 | 1.0 | 485 | 0.2 | 486 | 0.0 | 484 |
| Combined | 1.2 | 3,099 | 5.7 | 3,104 | 3.3 | 3,094 | 1.8 | 3,082 | 0.3 | 3,075 | 0.1 | 3,067 |

Table 8.2: Core Measure by Grade for Perception of Risk

| Grade | Cigarettes | | Alcohol | | Marijuana | | Presc Drugs | | Meth | | Opiates/Herion | |
|-----------------|-------------|--------------|-------------|--------------|-------------|--------------|-------------|--------------|-------------|--------------|----------------|--------------|
| | pct | n | pct | n | pct | n | pct | n | pct | n | pct | n |
| Grade 6 | 77.5 | 825 | 69.0 | 823 | 60.8 | 735 | 76.1 | 787 | 67.6 | 475 | 70.3 | 532 |
| Grade 8 | 84.9 | 994 | 70.9 | 989 | 50.2 | 959 | 82.9 | 956 | 84.8 | 731 | 86.2 | 824 |
| Grade 10 | 84.9 | 694 | 73.2 | 691 | 39.5 | 671 | 84.0 | 673 | 87.2 | 576 | 88.3 | 640 |
| Grade 12 | 85.9 | 474 | 71.3 | 474 | 33.3 | 468 | 87.7 | 462 | 90.4 | 429 | 91.1 | 449 |
| Combined | 83.0 | 2,987 | 71.0 | 2,977 | 47.6 | 2,833 | 82.1 | 2,878 | 82.8 | 2,211 | 84.2 | 2,445 |

Table 8.3: Core Measure by Grade for Parental Disapproval

| Grade | Tobacco | | Alcohol | | Marijuana | | Presc Drugs | | Meth | | Opiates/Herion | |
|-----------------|-------------|--------------|-------------|--------------|-------------|--------------|-------------|--------------|-------------|--------------|----------------|--------------|
| | pct | n | pct | n | pct | n | pct | n | pct | n | pct | n |
| Grade 6 | 99.5 | 795 | 97.6 | 798 | 99.6 | 797 | 99.2 | 790 | 99.9 | 784 | 100.0 | 786 |
| Grade 8 | 96.5 | 969 | 95.3 | 973 | 95.1 | 973 | 97.9 | 971 | 99.5 | 970 | 99.4 | 970 |
| Grade 10 | 98.9 | 655 | 96.3 | 655 | 95.6 | 653 | 98.9 | 655 | 99.7 | 654 | 99.8 | 655 |
| Grade 12 | 96.5 | 461 | 93.9 | 462 | 91.1 | 459 | 97.8 | 460 | 99.8 | 458 | 99.8 | 458 |
| Combined | 97.9 | 2,880 | 95.9 | 2,888 | 95.8 | 2,882 | 98.5 | 2,876 | 99.7 | 2,866 | 99.7 | 2,869 |

Table 8.4: Core Measure by Grade for Friends Disapproval

| Grade | Tobacco | | Alcohol | | Marijuana | | Presc Drugs | | Meth | | Opiates/Herion | |
|-----------------|-------------|--------------|-------------|--------------|-------------|--------------|-------------|--------------|-------------|--------------|----------------|--------------|
| | pct | n | pct | n | pct | n | pct | n | pct | n | pct | n |
| Grade 6 | 97.1 | 834 | 95.9 | 837 | 97.6 | 834 | 97.2 | 833 | 98.0 | 820 | 98.1 | 828 |
| Grade 8 | 91.2 | 1,010 | 88.3 | 1,012 | 88.8 | 1,008 | 93.5 | 1,008 | 97.1 | 1,010 | 97.2 | 1,010 |
| Grade 10 | 89.8 | 679 | 86.9 | 680 | 81.9 | 679 | 95.3 | 679 | 98.1 | 677 | 98.2 | 679 |
| Grade 12 | 81.7 | 476 | 84.5 | 477 | 70.6 | 476 | 93.9 | 476 | 98.1 | 474 | 98.1 | 476 |
| Combined | 91.0 | 2,999 | 89.5 | 3,006 | 86.8 | 2,997 | 95.0 | 2,996 | 97.8 | 2,981 | 97.8 | 2,993 |

Table 8.5: Core Measure by Sex for Past 30 Day Use

| Sex | Cigarettes | | Alcohol | | Marijuana | | Presc Drugs | | Meth | | Opiates/Herion | |
|-----------------|------------|--------------|------------|--------------|------------|--------------|-------------|--------------|------------|--------------|----------------|--------------|
| | pct | n | pct | n | pct | n | pct | n | pct | n | pct | n |
| Male | 1.2 | 1,508 | 4.8 | 1,515 | 3.1 | 1,508 | 1.2 | 1,505 | 0.3 | 1,500 | 0.0 | 1,497 |
| Female | 1.1 | 1,541 | 6.6 | 1,539 | 3.3 | 1,536 | 2.6 | 1,527 | 0.2 | 1,525 | 0.2 | 1,521 |
| Combined | 1.1 | 3,049 | 5.7 | 3,054 | 3.2 | 3,044 | 1.9 | 3,032 | 0.3 | 3,025 | 0.1 | 3,018 |

Table 8.6: Core Measure by Sex for Perception of Risk

| Sex | Cigarettes | | Alcohol | | Marijuana | | Presc Drugs | | Meth | | Opiates/Herion | |
|-----------------|-------------|--------------|-------------|--------------|-------------|--------------|-------------|--------------|-------------|--------------|----------------|--------------|
| | pct | n | pct | n | pct | n | pct | n | pct | n | pct | n |
| Male | 81.6 | 1,428 | 67.8 | 1,426 | 46.2 | 1,360 | 80.7 | 1,375 | 81.7 | 1,099 | 82.9 | 1,187 |
| Female | 84.5 | 1,512 | 73.9 | 1,503 | 49.3 | 1,428 | 83.5 | 1,456 | 84.1 | 1,070 | 85.5 | 1,215 |
| Combined | 83.1 | 2,940 | 70.9 | 2,929 | 47.8 | 2,788 | 82.1 | 2,831 | 82.9 | 2,169 | 84.2 | 2,402 |

Table 8.7: Core Measure by Sex for Parental Disapproval

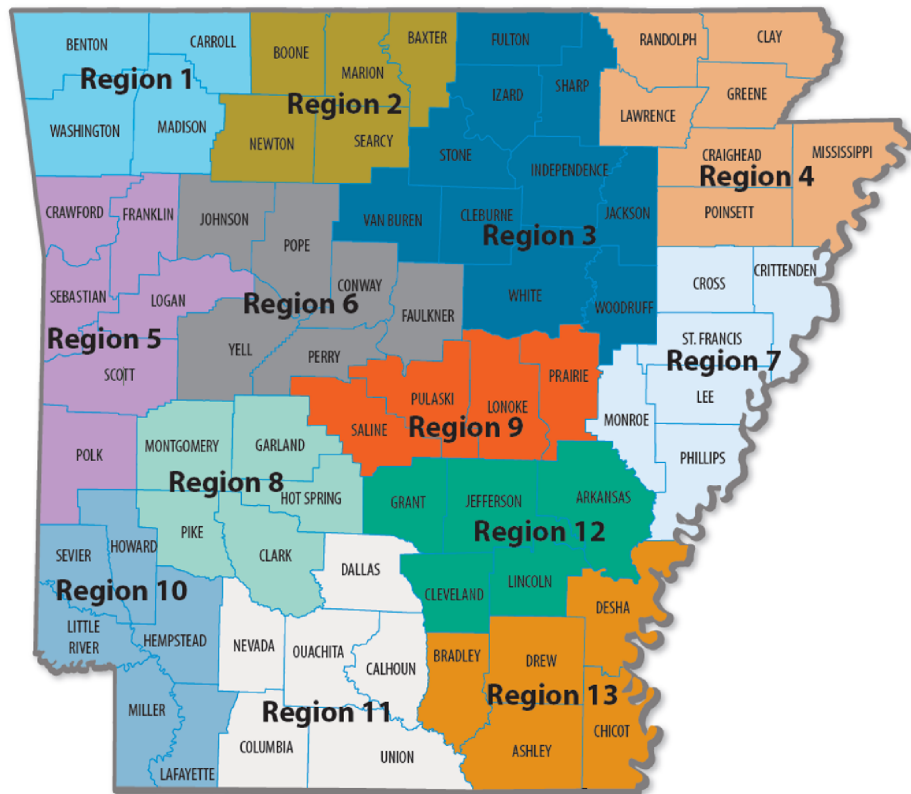
| Sex | Tobacco | | Alcohol | | Marijuana | | Presc Drugs | | Meth | | Opiates/Herion | |
|-----------------|-------------|--------------|-------------|--------------|-------------|--------------|-------------|--------------|-------------|--------------|----------------|--------------|
| | pct | n | pct | n | pct | n | pct | n | pct | n | pct | n |
| Male | 98.1 | 1,392 | 95.7 | 1,396 | 96.2 | 1,393 | 98.7 | 1,389 | 99.6 | 1,386 | 99.6 | 1,389 |
| Female | 97.6 | 1,444 | 96.3 | 1,448 | 95.4 | 1,445 | 98.3 | 1,444 | 99.7 | 1,436 | 99.8 | 1,436 |
| Combined | 97.8 | 2,836 | 96.0 | 2,844 | 95.8 | 2,838 | 98.5 | 2,833 | 99.7 | 2,822 | 99.7 | 2,825 |

Table 8.8: Core Measure by Sex for Friends Disapproval

| Sex | Tobacco | | Alcohol | | Marijuana | | Presc Drugs | | Meth | | Opiates/Herion | |
|-----------------|-------------|--------------|-------------|--------------|-------------|--------------|-------------|--------------|-------------|--------------|----------------|--------------|
| | pct | n | pct | n | pct | n | pct | n | pct | n | pct | n |
| Male | 90.1 | 1,460 | 88.0 | 1,465 | 85.8 | 1,458 | 94.2 | 1,458 | 97.5 | 1,451 | 97.3 | 1,458 |
| Female | 92.0 | 1,492 | 91.1 | 1,494 | 87.9 | 1,492 | 95.7 | 1,491 | 98.0 | 1,483 | 98.3 | 1,488 |
| Combined | 91.0 | 2,952 | 89.6 | 2,959 | 86.9 | 2,950 | 95.0 | 2,949 | 97.8 | 2,934 | 97.8 | 2,946 |

9. PREVENTION RESOURCES

9.1 Regional Prevention Provider Contact List



Region 1 -- Benton, Carroll, Madison, Washington

Community Clinic -- (479) 751-7417, ext. 6011 Fax: (479) 751-4898
Address: 800 E. Emma Avenue, Suite 3
Springdale, AR 72764
Chris White -- cwhite@ccnwa.org
Deb Crawford -- deb.crawford@communityclinicnwa.org (ext. 6162)
Gwen Kuhns -- gweneth.kuhns@ccnwa.org

Region 2 -- Baxter, Boone, Marion, Newton, Searcy

North Arkansas Partnership for Health Education -- NAPHE
303 N. Main Street, Suites 102 & 104
Harrison, AR 72601
Office: (870) 391-3367 ext. 4503
Kyle Evatt -- kyle.evatt@northark.edu

Region 3 -- Cleburne, Fulton, Independence, IZARD, Jackson, Sharp, Stone, Van Buren, White and Woodruff

Crowley's Ridge Development Council -- (870) 269-6105
Physical Address: 1708 E. Main Street
Mountain View, AR 72560
Barbara Hacker -- bhacker@crdcnea.com Cell: (870) 790-1512
Kimberly Sims -- ksims@crdcnea.com Cell: (870) 819-6685
Stacy Taylor -- staylor@crdcnea.com Cell: (870) 520-0713
Kendon Gray -- kendon@crdcnea.com Cell: (870) 821-1707

Region 4 -- Clay, Craighead, Greene, Lawrence, Mississippi, Poinsett, Randolph

Research Solutions, Inc. -- (870) 275-7989
Address: 2224 Conrad Drive, Suite A.
Jonesboro, AR 72401
Sossity Lewis -- slewis@researchsolutionsinc.org Cell: (870) 790-0331
Chip Carroll -- rhcarroll@researchsolutionsinc.org
Henry Burrell -- hburrell@researchsolutionsinc.org
Lisa Perry -- lisa@researchsolutionsinc.org Cell: (870) 520-0073

Region 5 -- Crawford, Franklin, Logan, Polk, Scott, Sebastian

Harbor House -- (479) 785-4083 Toll Free: (855) 631-4648
Address: 3811 Rogers Avenue, Suite B
Fort Smith, AR 72903
P.O. Box 4207 Fort Smith, AR 72914
Jadyn McGrew -- jmcgrew@harborhouse.inc Cell: (479) 651-2116
Katherine Chitwood -- kmeador@harborhouse.inc Cell: (479) 965-3291
Katie Priest -- kpriest@harborhouse.inc

Region 6 -- Conway, Faulkner, Johnson, Perry, Pope, Yell

Community Service Inc. (501) 354-4589

Address: 100 S. Cherokee

P.O. Box 679

Morrilton, AR 72110

Sam Taylor -- staylor@csiyouth.com Cell: (501) 733-3938

Shannon Cook -- scook@csiyouth.com

Address: 1505 South Oswego Avenue, Russellville, AR 72802

Office: (479) 967-3370 Fax: (479) 967-2775

Amy Mellick -- amellick@csiyouth.com

Region 7 -- Crittenden, Cross, Lee, Monroe, Phillips, St. Francis

Crowley's Ridge Development Council

Address: 593 Highway 243

Marianna, AR 72360

Kendon Gray -- kendon@crdcnea.com Cell: (870) 821-1707

Genaie Wilkins -- gwilkins@crdcnea.com

Region 8 -- Clark, Garland, Hot Spring, Montgomery, Pike

Harbor House, Inc. -- (479) 785-4083

Physical Address: 615 W. Grand Avenue, Suite A1

Hot Springs, AR 71901

Bailey Sharver -- bsharver@harborhouse.inc Cell: (501) 249-7181

Region 9 -- Saline, Pulaski, Lonoke, Prairie

Family Service Agency

Address: 628 West Broadway Street, Suite 201

North Little Rock, AR 72114

Hayse Miller -- hmillers@fsainc.org (501) 372-4242 ext. 753

Genine Perez -- gperez@fsainc.org (501) 372-4242 ext. 752

Region 10 -- Hempstead, Howard, Lafayette, Little River, Miller, Sevier

Bridging the Gaps of Arkansas

Office: (903) 908-5763

4425 Jefferson Avenue, Suite B

Texarkana, AR 71854

Crystal Ball -- crystal.ball@btgarkansas.org

Johnny Riley -- johnnyrileyjr@gmail.com

Region 11 -- Calhoun, Columbia, Dallas, Ouachita, Nevada, Union

Bridging the Gaps of Arkansas

Office: (903) 908-5763

4425 Jefferson Avenue, Suite B

Texarkana, AR 71854

Barbara Riley -- barbara.riley@btgarkansas.org

Lititia Reynolds Rankins -- lititia.reynolds@btgarkansas.org

Johnny Riley -- johnnyrileyjr@gmail.com

Region 12 -- Arkansas, Cleveland, Grant, Jefferson, Lincoln

Community Empowerment Council Inc. -- (870) 534-2047

Fax: (870) 534-2036

Address: 4701 Dollarway Road

Pine Bluff, AR 71602

Tanishia Lewis -- tanishia.lewis@cecemp.org

Alexis Anderson -- aanderson@cecemp.org

Region 13 -- Ashley, Bradley, Chicot, Desha, Drew

Phoenix Youth & Family Services -- (870) 364-1676 Fax: (870) 364-1779

Address: 310 North Alabama Street

Crossett, AR 71635

Arnetta Pugh -- apugh@phoenixyouth.com

Evelyn Prosper -- eprosper@phoenixyouth.com

Christie Lindsay -- clindsay@phoenixyouth.com

Statewide Coordinator: UA Little Rock/MidSOUTH Center for Prevention & Training

Darla Kelsay -- djkelsay@midsouth.ualr.edu (501) 951-8959

Doris Resimont -- ddresimont@midsouth.ualr.edu (501) 539-2752

Jessica Simpson -- jlsimpsonl@midsouth.ualr.edu (501) 451-9218

9.2 State and National Contacts

Arkansas Department of Human Services, Office of Substance Abuse and Mental Health

Joycelyn Pettus -- joycelyn.pettus@dhs.arkansas.gov Cell: (501) 218-6885
Address: 700 Main Street -- Donaghey Plaza West 2nd Floor, Slot W241
Little Rock, AR 72203

International Survey Associates

dba Pride Surveys

Jay Gleaton
5595 Oakdale Road
Suite D
Mableton, GA 30126
Telephone: (800) 279-6361
Fax: (770) 726-9327
Website: <https://www.pridesurveys.com>
EMAIL: info@pridesurveys.com

Electronic copies of reports can be found at
<https://arkansas.pridesurveys.com>.
Some reports require passwords.

Arkansas Prevention Needs Assessment Student Survey

- Thank you for agreeing to participate in this survey. The purpose of this survey is to learn how students in our schools feel about their community, family, peers, and school. The survey also asks about health behaviors.
- The survey is completely voluntary and anonymous. DO NOT put your name on the questionnaire.**
- This is not a test, so there are no right or wrong answers. We would like you to work quickly so you can finish.
- All of the questions should be answered by completely filling in one of the answer spaces. If you do not find an answer that fits exactly, use the one that comes closest. If any question does not apply to you, or you are not sure what it means, just leave it blank. You can skip any question that you do not wish to answer.
- For questions that have the following answers: **NO! no yes YES!**
 Mark (the BIG) **YES!** if you think the statement is **DEFINITELY TRUE** for you.
 Mark (the little) **yes** if you think the statement is **MOSTLY TRUE** for you.
 Mark (the little) **no** if you think the statement is **MOSTLY NOT TRUE** for you.
 Mark (the BIG) **NO!** if you think the statement is **DEFINITELY NOT TRUE** for you.

Example: Chocolate is the best ice cream flavor.

☐ NO! ☐ no ☒ yes ☐ YES!

In the example above, that student marked "yes" because he or she thinks the statement is mostly true.

- Please mark only one answer for each question, unless otherwise directed, by completely filling in the oval with a #2 pencil.**

- Are you:

☐ Male ☐ Female

- How old are you?

☐ 10 or younger ☐ 15
☐ 11 ☐ 16
☐ 12 ☐ 17
☐ 13 ☐ 18
☐ 14 ☐ 19 or older

- What grade are you in?

☐ 6th ☐ 10th
☐ 7th ☐ 11th
☐ 8th ☐ 12th
☐ 9th

- Are you Hispanic or Latino/Latina?

☐ No ☐ Yes

- What is your race? (Choose all that apply.)

☐ Black or African American
☐ Asian
☐ American Indian
☐ Alaska Native
☐ White
☐ Native Hawaiian or Other Pacific Islander
☐ Other

- Think of where you live most of the time. Which of the following people live there with you? (Choose all that apply.)

☐ Mother ☐ Grandfather
☐ Stepmother ☐ Uncle
☐ Foster Mother ☐ Other Adults
☐ Grandmother ☐ Brother(s)
☐ Aunt ☐ Stepbrother(s)
☐ Father ☐ Sister(s)
☐ Stepfather ☐ Stepsister(s)
☐ Foster Father ☐ Other Children

PLEASE DO NOT WRITE IN THIS AREA

[SERIAL]

| The next questions ask about your experiences at school. | | Yes! | Yes | No |
|--|---|------|-----|----|
| 7. | In my school, students have lots of chances to help decide things like class activities and rules. | | | |
| 8. | Teachers ask me to work on special classroom projects. | | | |
| 9. | My teacher(s) notices when I am doing a good job and lets me know about it. | | | |
| 10. | There are lots of chances for students in my school to get involved in sports, clubs, and other school activities outside of class. | | | |
| 11. | There are lots of chances for students in my school to talk with a teacher one-on-one. | | | |
| 12. | I feel safe at my school. | | | |
| 13. | The school lets my parents know when I have done something well. | | | |
| 14. | My teachers praise me when I work hard in school. | | | |
| 15. | Are your school grades better than the grades of most students in your class? | | | |
| 16. | I have lots of chances to be part of class discussions or activities. | | | |

| 17. Now thinking back over the past year in school, how often did you: | | Almost always | Often | Sometimes | Rarely | Never |
|--|-------------------------------------|---------------|-------|-----------|--------|-------|
| a. | enjoy being in school? | | | | | |
| b. | hate being in school? | | | | | |
| c. | try to do your best work in school? | | | | | |

18. How often do you feel that the school work you are assigned is meaningful and important?

- ☐ Never
☐ Rarely
☐ Sometimes
☐ Often
☐ Almost always

19. Putting them all together, what were your grades like last year?

- ☐ Mostly F's
☐ Mostly D's
☐ Mostly C's
☐ Mostly B's
☐ Mostly A's

20. How important do you think the things you are learning in school are going to be for your later life?

- ☐ Very important
☐ Quite important
☐ Fairly important
☐ Slightly important
☐ Not at all important

21. During the LAST FOUR WEEKS how many whole days of school have you missed because you skipped or "cut"?

- ☐ None
☐ 1
☐ 2
☐ 3
☐ 4-5
☐ 6-10
☐ 11 or more

The next questions ask about your feelings and experiences in other parts of your life.

| 22. What are the chances you would be seen as cool if you: | | No or very little chance | Little chance | Some chance | Pretty good chance | Very good chance |
|--|---|--------------------------|---------------|-------------|--------------------|------------------|
| a. | smoked cigarettes? | | | | | |
| b. | worked hard at school? | | | | | |
| c. | began drinking alcoholic beverage regularly, that is, at least once or twice a month? | | | | | |
| d. | defended someone who was being bullied? | | | | | |
| e. | smoked marijuana? | | | | | |
| f. | carried a handgun? | | | | | |
| g. | used a vaping product like e-cigarettes, e-cigars, or e-hookahs? | | | | | |
| h. | bullied someone or cyberbullied someone? | | | | | |

| 23. How old were you when you first: | | 10 or younger | 11 | 12 | 13 | 14 | 15 | 16 | 17 or older |
|--------------------------------------|---|---------------|----|----|----|----|----|----|-------------|
| a. | smoked marijuana? | | | | | | | | |
| b. | smoked a cigarette, even just a puff? | | | | | | | | |
| c. | had more than a sip or two of beer, wine, or hard liquor (for example, vodka, whiskey, or gin)? | | | | | | | | |
| d. | began drinking alcoholic beverages regularly, that is, at least once or twice month? | | | | | | | | |
| e. | used Rexpirozine (rex, pyro)? | | | | | | | | |
| f. | got suspended from school? | | | | | | | | |
| g. | got arrested? | | | | | | | | |
| h. | carried a handgun? | | | | | | | | |
| i. | used a vaping product like e-cigarettes, e-cigars, or e-hookahs? | | | | | | | | |
| j. | used prescription drugs not prescribed to you? | | | | | | | | |

| | Can't say. drug unfamiliar | Great risk | Moderate risk | Slight risk | No risk |
|---|-------------------------------|------------|---------------|-------------|---------|
| 28. How much do you think people risk harming themselves (physically or in other ways) if they: | | | | | |
| a. smoke one or more packs of cigarettes per day? | | | | | |
| b. try marijuana once or twice? | | | | | |
| c. smoke marijuana once or twice a week? | | | | | |
| d. take one or two drinks of an alcoholic beverage (beer, wine, liquor) nearly every day? | | | | | |
| e. have five or more drinks of an alcoholic beverage once or twice a weekend? | | | | | |
| f. use prescription drugs that are not prescribed to them? | | | | | |
| g. use non-prescription drugs to get high? | | | | | |
| h. use a vaping product like e-cigarettes, e-cigs and e-hookahs? | | | | | |
| i. vape an e-liquid with nicotine occasionally? | | | | | |
| j. vape an e-liquid with nicotine regularly? | | | | | |
| k. use heroin? | | | | | |
| l. use methamphetamines? | | | | | |

29. Have you ever used smokeless tobacco (chew, snuff, plug, dipping tobacco, or chewing tobacco)?

- ☐ Never
☐ Once or twice
☐ Once in a while but not regularly
☐ Regularly in the past
☐ Regularly now

30. How often have you used smokeless tobacco during the past 30 days?

- ☐ Not at all
☐ Once or twice
☐ Once or twice per week
☐ Three to five times per week
☐ About once a day
☐ More than once a day

31. Have you ever smoked cigarettes?

- ☐ Never
☐ Once or twice
☐ Once in a while but not regularly
☐ Regularly in the past
☐ Regularly now

32. How frequently have you smoked cigarettes during the past 30 days?

- ☐ Not at all
☐ Less than one cigarette per day
☐ One to five cigarettes per day
☐ About one-half pack per day
☐ About one pack per day
☐ About one and one-half packs per day
☐ Two packs or more per day

| | Not at all wrong | A little bit wrong | Wrong | Very wrong |
|--|------------------|--------------------|-------|------------|
| 24. How wrong do you think it is for someone your age to: | | | | |
| a. steal anything? | | | | |
| b. pick a fight with someone? | | | | |
| c. attack someone with the idea of seriously hurting them? | | | | |
| d. stay away from school all day when their parents think they are at school? | | | | |
| e. drink beer, wine, or hard liquor (for example, vodka, whiskey, or gin) regularly? | | | | |
| f. take a handgun to school? | | | | |
| g. smoke cigarettes? | | | | |
| h. smoke marijuana? | | | | |
| i. use prescription drugs or non-prescription drugs for the purpose of getting high? | | | | |
| j. use LSD, cocaine, amphetamines or another illegal drug? | | | | |
| k. use a vaping product like e-cigarettes, e-cigs, or e-hookahs? | | | | |

25. How many times in the past year (12 months) have you:

| | Never | 1 or 2 times | 3 to 5 times | 6 to 9 times | 10+ times |
|---|-------|--------------|--------------|--------------|-----------|
| a. been suspended from school? | | | | | |
| b. carried a handgun? | | | | | |
| c. sold illegal drugs? | | | | | |
| d. stolen anything? | | | | | |
| e. participated in clubs, organizations or activities at school? | | | | | |
| f. been arrested? | | | | | |
| g. attacked someone with the idea of seriously hurting them? | | | | | |
| h. been drunk or high at school? | | | | | |
| i. taken a handgun to school? | | | | | |
| j. used a vaping product like e-cigarettes, e-cigs, or e-hookahs? | | | | | |

26. Have you ever belonged to a gang?

- ☐ No
☐ No, but would like to
☐ Yes, in the past
☐ Yes, belong now
☐ Yes, but would like to get out

27. If you have ever belonged to a gang, did that gang have a name?

- ☐ No
☐ Yes
☐ I have never belonged to a gang

33. Which statement best describes rules about smoking inside your home or your family cars?

- Smoking is not allowed anywhere inside the home or cars

- Smoking is allowed in some places and at some times or in some cars

- Smoking is allowed anywhere inside the home or cars

☐ There are no rules about smoking inside the home or cars

☐ I don't know

34. During this school year, were you taught in any of your classes about the dangers of tobacco use?

☐ Never

- ☐ Rarely

☐ Sometimes

Often

☐ Almost always

35. During the past 30 days, how many times did you ride in a car or other vehicle driven by someone who had been drinking alcohol or using drugs to get high?

☐ 0 times

☐ 1 time☐ 2 or 3 times

☐ 4 or 5 times

☐ 6 or more times

36. During the past 30 days, how many times did you drive a car or other vehicle when you had been drinking alcohol or using drugs to get high?

☐ I did not drive a car in the past 30 days

☐ 0 times

1 time

☐ 2 or 3 times

☐ 4 or 5 times

☐ 6 or more times

The following questions ask about substances used in the past 30-Days.

On how many occasions (if any) have you:

- | | | | | | | | | | |
|-----|---|--|--|--|--|--|--|--|--|
| 37. | drunk one or more drinks of an alcoholic beverage (beer, wine, or hard liquor) during the past 30 days? | | | | | | | | |
| 38. | used marijuana (weed, pot) or hashish (hash, hash oil) during the past 30 days? | | | | | | | | |
| 39. | used psychedelics (LSD, PCP, mescaline, peyote, shrooms, synthetics, etc.) during the past 30 days? | | | | | | | | |
| 40. | used cocaine or crack during the past 30 days? | | | | | | | | |
| 41. | sniffed glue, breathed the contents of an aerosol spray can, or inhaled other gases or sprays, in order to get high during the past 30 days? | | | | | | | | |
| 42. | used Rexpirozine (rex, pyro) during the past 30 days? | | | | | | | | |
| 43. | used methamphetamines (meth, speed, crank, crystal meth) during the past 30 days? | | | | | | | | |
| 44. | used heroin or other illicitly manufactured opioids including fentanyl during the past 30 days? | | | | | | | | |
| 45. | used ecstasy ("X", "E", Molly, or MDMA) during the past 30 days? | | | | | | | | |
| 46. | used steroids (testosterone, HGH, etc.) to enhance athletic performance during the past 30 days? | | | | | | | | |
| 47. | taken prescription drugs (Valium, Xanax, Ritalin, Adderall, Oxycontin, Tramadol, sleeping pills, etc.) not prescribed to you during the past 30 days? | | | | | | | | |
| 48. | taken non-prescription medicines such as diet pills (for example, Dietac, Dexatrim, or Prolamine), stay awake pills (for example No-Doz, Vivarin, or Wake), or cough or cold medicines (robos, DXM, etc.) to get high during the past 30 days? | | | | | | | | |
| 49. | been drunk or very high from drinking alcoholic beverages during the past 30 days? | | | | | | | | |
| 50. | drunk flavored alcoholic beverages, sometimes called "alcopops" (like Mike's Hard Lemonade, Smirnoff Ice, Bacardi Breezers, etc.) during the past 30 days? | | | | | | | | |
| 51. | used any CBD product (gummies, oil, flower, etc.) during the past 30 days? | | | | | | | | |

Some questions on this survey are about vaping, juuling and using electronic vapor products. These products include brands such as Juul, pod mods, blu, NJOY, Vuse, MarkTen, Logic, Vapin Plus, eGo, Suorin DROP, Halo, etc. Juuling, vaping, or electronic vapor products may also include marijuana, nicotine, or just flavoring vapor pens and rigs, e-cigarettes, e-pipes, vape pipes, vaping pens, e-hookahs, mods, and hookah pens.

- 52.** vaped NICOTINE during the **past 30 days?**
- 53.** vaped MARIJUANA during the **past 30 days?**
- 54.** vaped just FLAVORING during the **past 30 days?**

PLEASE DO NOT WRITE IN THIS AREA

☐ O

[SERIAL]

246004

76. If you smoked cigarettes (not just a puff or drag) in the past year, how did you get them? (Choose all that apply.)

- ☐ I did not smoke cigarettes in the past year
- ☐ I bought them myself **with** a fake ID
- ☐ I bought them myself **without** a fake ID
- ☐ I got them from someone I know age 21 or older
- ☐ I got them from someone I know under age 21
- ☐ I got them from my brother or sister
- ☐ I got them from home **with** my parents' permission
- ☐ I got them from home **without** my parents' permission
- ☐ I got them from another relative
- ☐ A stranger bought them for me
- ☐ I took them from a store or shop
- ☐ Other

77. If you used a nicotine (or flavor based) vaping product like e-cigarettes, e-cigars, or e-hookahs (not just a puff or drag) in the past year, how did you get them? (Choose all that apply.)

- ☐ I did not use e-cigarettes, e-cigars, or e-hookahs in the past year
- ☐ I bought them in a store such as a convenience store, supermarket, discount store, or gas station
- ☐ I got them on the Internet
- ☐ I got them at a store that sells electronic cigarettes, such as a "vape shop"
- ☐ I got them from a family member
- ☐ I got them from a friend
- ☐ A stranger got them for me
- ☐ I took them from a store or shop
- ☐ I got them some other way

78. What have been the most important reasons for you to vape? (Choose all that apply.)

- ☐ I have not vaped
- ☐ To help me quit regular cigarettes
- ☐ Because regular cigarette use is not permitted
- ☐ To experiment - to see what it's like
- ☐ To relax or relieve tension
- ☐ To feel good or get high
- ☐ Because it looks cool
- ☐ To have a good time with my friends
- ☐ Because of boredom, nothing else to do
- ☐ Because it tastes good
- ☐ Because I am "hooked" - I have to have it

79. During the last month, about how many marijuana cigarettes, or the equivalent, did you smoke a day, on the average? (If you shared them with other people, count only the amount YOU smoked.)

- ☐ None
- ☐ Less than 1 a day
- ☐ 1 a day
- ☐ 2-3 a day
- ☐ 4-6 a day
- ☐ 7-10 a day
- ☐ 11 or more a day

80. If you used marijuana (weed, pot) (not just a puff or drag) in the past year, how did you get it? (Choose all that apply.)

- ☐ I did not use marijuana in the past year
- ☐ I bought it myself
- ☐ I got it from someone at school
- ☐ I got it from someone with a medical marijuana card
- ☐ I got it from my brother or sister
- ☐ I got it from another relative
- ☐ Other

81. If you used a marijuana vaping product in the past year, how did you get it? (Choose all that apply.)

- ☐ I did not buy a marijuana vaping product in the past year
- ☐ I bought it myself
- ☐ I got it from someone at school
- ☐ I got it from someone with a medical marijuana card
- ☐ I got it from my brother or sister
- ☐ I got it from another relative
- ☐ Other

82. If you used prescription drugs or over the counter drugs without a doctor telling you to use it or for the purpose of getting high, where did you get these drugs? (Choose all that apply.)

- ☐ I did not use prescription drugs or over the counter drugs to get high
- ☐ I bought it or took it from a store or shop
- ☐ I got it from my parents **with** permission
- ☐ I got it from home **without** permission
- ☐ I got it from a relative **with** permission
- ☐ I got it from a relative **without** permission
- ☐ I got it from a friend's home **with** permission
- ☐ I got it from a friend's home **without** permission
- ☐ I got it from a friend while at school
- ☐ I got it from a friend while at a party
- ☐ I got it from a friend, elsewhere
- ☐ I got it from an internet sale

83. Have you ever injected any illegal drug? (Used a needle to inject any illegal drug into your body, one or more times during your life.)

- ☐ No
- ☐ Yes

84. How wrong do your friends feel it would be for you to:

- a. have one or two drinks of an alcoholic beverage nearly every day?
- b. smoke tobacco?
- c. smoke marijuana?
- d. use prescription drugs not prescribed to you?
- e. use heroin?
- f. use methamphetamines?

| Very wrong | A little bit wrong | Not at all wrong |
|-----------------------|-----------------------|-----------------------|
| <input type="radio"/> | <input type="radio"/> | <input type="radio"/> |
| <input type="radio"/> | <input type="radio"/> | <input type="radio"/> |
| <input type="radio"/> | <input type="radio"/> | <input type="radio"/> |
| <input type="radio"/> | <input type="radio"/> | <input type="radio"/> |
| <input type="radio"/> | <input type="radio"/> | <input type="radio"/> |
| <input type="radio"/> | <input type="radio"/> | <input type="radio"/> |
| <input type="radio"/> | <input type="radio"/> | <input type="radio"/> |

| | Very wrong | A little bit wrong | Not at all wrong |
|--|------------|--------------------|------------------|
| 85. How wrong do you feel it would be for your friends to: | | | |
| a. have one or two drinks of an alcoholic beverage nearly every day? | | | |
| b. smoke tobacco? | | | |
| c. smoke marijuana? | | | |
| d. use prescription drugs not prescribed to you? | | | |
| e. use heroin? | | | |
| f. use methamphetamines? | | | |

These questions ask about the neighborhood and community where you live.

| | Probably impossible | Very difficult | Fairly easy | Very easy | Can't say, drug unfamiliar |
|--|---------------------|----------------|-------------|-----------|----------------------------|
| 86. How difficult do you think it would be for you to get each of the following types of substances/devices, if you wanted some? | | | | | |
| a. E-liquid with nicotine (for vaping)? | | | | | |
| b. Vaping device used to inhale a mist into the lungs (like an e-pen or e-cigarette)? | | | | | |

| | Very hard | Sort of hard | Sort of easy | Very easy |
|--|-----------|--------------|--------------|-----------|
| 87. If you wanted to get some cigarettes, how easy would it be for you to get some? | | | | |
| 88. If you wanted to get some beer, wine or hard liquor (for example vodka, whiskey, or gin) how easy would it be for you to get some? | | | | |
| 89. If you wanted to get a drug like cocaine, LSD, or amphetamines, how easy would it be for you to get some? | | | | |
| 90. If you wanted to get a handgun, how easy would it be for you to get one? | | | | |
| 91. If you wanted to get some marijuana, how easy would it be for you to get some? | | | | |
| 92. If you wanted to get prescription drugs for the purpose of getting high, how easy would it be for you to get some? | | | | |
| 93. If you wanted to get steroids to use or to enhance athletic performance, how easy would it be for you to get some? | | | | |
| 94. If you wanted to get some vaping products like e-cigarettes, e-cigars, or e-hookahs, how easy would it be for you to get some? | | | | |

95. During the past 12 months, have you participated in any alcohol prevention programs or seen any alcohol prevention messages in your school or community? (Choose all that apply.)

☐ Yes, a school-based program focused on preventing underage drinking and/or drinking and driving.

☐ Yes, a community-based program focused on preventing underage drinking and/or drinking and driving (for example, through your church or temple or through youth groups like Boys and Girls Club or 4-H).

☐ Yes, a media campaign addressing underage drinking and/or drinking and driving (for example, newspaper ads, posters, pamphlets, radio, TV, billboards, etc.).

☐ No

The next few questions ask about your family. When answering these questions please think about the people you consider to be your family, for example, parents, stepparents, grandparents, aunts, uncles, etc.

96. Have you changed homes in the past year (the last 12 months)?

☐ No ☐ Yes

97. How many times have you changed homes since kindergarten?

☐ Never ☐ 5 or 6 times

☐ 1 or 2 times ☐ 7 or more times

☐ 3 or 4 times

98. Have you changed schools (including changing from elementary to middle and middle to high school) in the past year?

☐ No ☐ Yes

99. How many times have you changed schools since kindergarten (including changing from elementary to middle and middle to high school)?

☐ Never ☐ 5 or 6 times

☐ 1 or 2 times ☐ 7 or more times

☐ 3 or 4 times

Questions continue on back of page.

PLEASE DO NOT WRITE IN THIS AREA

[SERIAL]

246007

11. FREQUENCY DISTRIBUTION TABLES

This section contains frequency distribution tables for all questions found on the 2024 Arkansas Prevention Needs Assessment Survey (APNA) Survey. The tables appear in the same order as the questions on the survey. The tables include breakdowns by grade level as well as combined percentages. The *N of Valid* row is a frequency count of the number of valid responses to each question for each grade and overall. The *N of Miss* row is a frequency count of the number of invalid(marked more than one response) or missing (i.e. did not respond) responses to each question for each grade and overall.

For the questions that allowed more than one response (i.e. race, live with, etc.) each response becomes a separate table. If a student did not mark the response, that was counted as a NO response, if they did mark the response, that was counted as a YES response, and if none of the responses were selected each was set to missing.

Table 11.9: Are you:

| | Grade 6 | | Grade 8 | | Grade 10 | | Grade 12 | | Combined | |
|------------|----------|---------|----------|---------|----------|---------|----------|---------|----------|---------|
| | County % | State % | County % | State % | County % | State % | County % | State % | County % | State % |
| Male | 50.9 | 50.6 | 51.8 | 50.1 | 46.9 | 49.1 | 47.5 | 49.2 | 49.7 | 49.9 |
| Female | 49.1 | 49.4 | 48.2 | 49.9 | 53.1 | 50.9 | 52.5 | 50.8 | 50.3 | 50.1 |
| N of Valid | 907 | 13,319 | 1,056 | 13,560 | 778 | 10,292 | 520 | 6,797 | 3,261 | 43,968 |
| N of Miss | 12 | 302 | 13 | 331 | 14 | 287 | 16 | 163 | 55 | 1,083 |

Table 11.10: How old are you?

| | Grade 6 | | Grade 8 | | Grade 10 | | Grade 12 | | Combined | |
|---------------|----------|---------|----------|---------|----------|---------|----------|---------|----------|---------|
| | County % | State % | County % | State % | County % | State % | County % | State % | County % | State % |
| 10 or younger | 0.0 | 0.2 | 0.0 | 0.0 | 0.0 | 0.0 | 0.0 | 0.0 | 0.0 | 0.1 |
| 11 | 57.9 | 56.3 | 0.0 | 0.0 | 0.0 | 0.0 | 0.0 | 0.0 | 16.0 | 17.0 |
| 12 | 40.2 | 41.3 | 0.2 | 0.2 | 0.1 | 0.0 | 0.0 | 0.0 | 11.2 | 12.5 |
| 13 | 1.9 | 2.1 | 60.1 | 57.1 | 0.0 | 0.0 | 0.0 | 0.0 | 19.9 | 18.2 |
| 14 | 0.0 | 0.1 | 38.1 | 40.2 | 0.3 | 0.2 | 0.0 | 0.0 | 12.4 | 12.4 |
| 15 | 0.0 | 0.0 | 1.6 | 2.4 | 58.7 | 57.9 | 0.0 | 0.0 | 14.5 | 14.3 |
| 16 | 0.0 | 0.0 | 0.0 | 0.0 | 38.9 | 39.2 | 0.6 | 0.6 | 9.4 | 9.3 |
| 17 | 0.0 | 0.0 | 0.0 | 0.0 | 2.0 | 2.6 | 57.8 | 60.0 | 9.8 | 9.9 |
| 18 | 0.0 | 0.0 | 0.0 | 0.0 | 0.0 | 0.1 | 40.0 | 37.2 | 6.5 | 5.8 |
| 19 or older | 0.0 | 0.0 | 0.0 | 0.0 | 0.0 | 0.0 | 1.7 | 2.2 | 0.3 | 0.3 |
| N of Valid | 915 | 13,492 | 1,066 | 13,768 | 787 | 10,500 | 535 | 6,912 | 3,303 | 44,672 |
| N of Miss | 4 | 129 | 3 | 123 | 5 | 79 | 1 | 48 | 13 | 379 |

Table 11.11: What grade are you in?

| | Grade 6 | | Grade 8 | | Grade 10 | | Grade 12 | | Combined | |
|------------|----------|---------|----------|---------|----------|---------|----------|---------|----------|---------|
| | County % | State % | County % | State % | County % | State % | County % | State % | County % | State % |
| 6th | 100.0 | 100.0 | 0.0 | 0.0 | 0.0 | 0.0 | 0.0 | 0.0 | 27.7 | 30.2 |
| 7th | 0.0 | 0.0 | 0.0 | 0.0 | 0.0 | 0.0 | 0.0 | 0.0 | 0.0 | 0.0 |
| 8th | 0.0 | 0.0 | 100.0 | 100.0 | 0.0 | 0.0 | 0.0 | 0.0 | 32.2 | 30.8 |
| 9th | 0.0 | 0.0 | 0.0 | 0.0 | 0.0 | 0.0 | 0.0 | 0.0 | 0.0 | 0.0 |
| 10th | 0.0 | 0.0 | 0.0 | 0.0 | 100.0 | 100.0 | 0.0 | 0.0 | 23.9 | 23.5 |
| 11th | 0.0 | 0.0 | 0.0 | 0.0 | 0.0 | 0.0 | 0.0 | 0.0 | 0.0 | 0.0 |
| 12th | 0.0 | 0.0 | 0.0 | 0.0 | 0.0 | 0.0 | 100.0 | 100.0 | 16.2 | 15.4 |
| N of Valid | 919 | 13,621 | 1,069 | 13,891 | 792 | 10,579 | 536 | 6,960 | 3,316 | 45,051 |
| N of Miss | 0 | 0 | 0 | 0 | 0 | 0 | 0 | 0 | 0 | 0 |

Table 11.12: Are you Hispanic or Latino/Latina?

| | Grade 6 | | Grade 8 | | Grade 10 | | Grade 12 | | Combined | |
|------------|----------|---------|----------|---------|----------|---------|----------|---------|----------|---------|
| | County % | State % | County % | State % | County % | State % | County % | State % | County % | State % |
| No | 81.4 | 79.0 | 83.0 | 77.3 | 84.2 | 76.4 | 83.1 | 76.8 | 82.9 | 77.5 |
| Yes | 18.6 | 21.0 | 17.0 | 22.7 | 15.8 | 23.6 | 16.9 | 23.2 | 17.1 | 22.5 |
| N of Valid | 893 | 13,015 | 1,054 | 13,547 | 777 | 10,225 | 526 | 6,773 | 3,250 | 43,560 |
| N of Miss | 26 | 606 | 15 | 344 | 15 | 354 | 10 | 187 | 66 | 1,491 |

Table 11.13: What is your race? (Choose all that apply.) Black or African American

| | Grade 6 | | Grade 8 | | Grade 10 | | Grade 12 | | Combined | |
|------------|----------|---------|----------|---------|----------|---------|----------|---------|----------|---------|
| | County % | State % | County % | State % | County % | State % | County % | State % | County % | State % |
| No | 79.6 | 77.9 | 79.9 | 79.8 | 81.7 | 81.3 | 82.2 | 78.8 | 80.6 | 79.4 |
| Yes | 20.4 | 22.1 | 20.1 | 20.2 | 18.3 | 18.7 | 17.8 | 21.2 | 19.4 | 20.6 |
| N of Valid | 903 | 13,331 | 1,059 | 13,637 | 782 | 10,360 | 534 | 6,850 | 3,278 | 44,178 |
| N of Miss | 16 | 290 | 10 | 254 | 10 | 219 | 2 | 110 | 38 | 873 |

Table 11.14: What is your race? (Choose all that apply.) Asian

| | Grade 6 | | Grade 8 | | Grade 10 | | Grade 12 | | Combined | |
|------------|----------|---------|----------|---------|----------|---------|----------|---------|----------|---------|
| | County % | State % | County % | State % | County % | State % | County % | State % | County % | State % |
| No | 97.6 | 97.3 | 96.4 | 96.8 | 95.3 | 97.0 | 96.6 | 97.1 | 96.5 | 97.1 |
| Yes | 2.4 | 2.7 | 3.6 | 3.2 | 4.7 | 3.0 | 3.4 | 2.9 | 3.5 | 2.9 |
| N of Valid | 903 | 13,331 | 1,059 | 13,637 | 782 | 10,360 | 534 | 6,850 | 3,278 | 44,178 |
| N of Miss | 16 | 290 | 10 | 254 | 10 | 219 | 2 | 110 | 38 | 873 |

Table 11.15: What is your race? (Choose all that apply.) American Indian

| | Grade 6 | | Grade 8 | | Grade 10 | | Grade 12 | | Combined | |
|------------|----------|---------|----------|---------|----------|---------|----------|---------|----------|---------|
| | County % | State % | County % | State % | County % | State % | County % | State % | County % | State % |
| No | 97.9 | 94.3 | 94.8 | 94.2 | 97.4 | 95.4 | 97.8 | 96.4 | 96.8 | 94.8 |
| Yes | 2.1 | 5.7 | 5.2 | 5.8 | 2.6 | 4.6 | 2.2 | 3.6 | 3.2 | 5.2 |
| N of Valid | 903 | 13,331 | 1,059 | 13,637 | 782 | 10,360 | 534 | 6,850 | 3,278 | 44,178 |
| N of Miss | 16 | 290 | 10 | 254 | 10 | 219 | 2 | 110 | 38 | 873 |

Table 11.16: What is your race? (Choose all that apply.) Alaska Native

| | Grade 6 | | Grade 8 | | Grade 10 | | Grade 12 | | Combined | |
|------------|----------|---------|----------|---------|----------|---------|----------|---------|----------|---------|
| | County % | State % | County % | State % | County % | State % | County % | State % | County % | State % |
| No | 100.0 | 99.6 | 99.5 | 99.7 | 99.6 | 99.7 | 99.8 | 99.6 | 99.7 | 99.6 |
| Yes | 0.0 | 0.4 | 0.5 | 0.3 | 0.4 | 0.3 | 0.2 | 0.4 | 0.3 | 0.4 |
| N of Valid | 903 | 13,331 | 1,059 | 13,637 | 782 | 10,360 | 534 | 6,850 | 3,278 | 44,178 |
| N of Miss | 16 | 290 | 10 | 254 | 10 | 219 | 2 | 110 | 38 | 873 |

Table 11.17: What is your race? (Choose all that apply.) White

| | Grade 6 | | Grade 8 | | Grade 10 | | Grade 12 | | Combined | |
|------------|----------|---------|----------|---------|----------|---------|----------|---------|----------|---------|
| | County % | State % | County % | State % | County % | State % | County % | State % | County % | State % |
| No | 34.8 | 41.3 | 29.6 | 36.1 | 26.7 | 32.6 | 25.3 | 31.2 | 29.6 | 36.1 |
| Yes | 65.2 | 58.7 | 70.4 | 63.9 | 73.3 | 67.4 | 74.7 | 68.8 | 70.4 | 63.9 |
| N of Valid | 903 | 13,331 | 1,059 | 13,637 | 782 | 10,360 | 534 | 6,850 | 3,278 | 44,178 |
| N of Miss | 16 | 290 | 10 | 254 | 10 | 219 | 2 | 110 | 38 | 873 |

Table 11.18: What is your race? (Choose all that apply.) Native Hawaiian or Other Pacific Islander

| | Grade 6 | | Grade 8 | | Grade 10 | | Grade 12 | | Combined | |
|------------|----------|---------|----------|---------|----------|---------|----------|---------|----------|---------|
| | County % | State % | County % | State % | County % | State % | County % | State % | County % | State % |
| No | 99.2 | 97.4 | 99.7 | 97.0 | 98.8 | 97.2 | 99.3 | 97.8 | 99.3 | 97.3 |
| Yes | 0.8 | 2.6 | 0.3 | 3.0 | 1.2 | 2.8 | 0.7 | 2.2 | 0.7 | 2.7 |
| N of Valid | 903 | 13,331 | 1,059 | 13,637 | 782 | 10,360 | 534 | 6,850 | 3,278 | 44,178 |
| N of Miss | 16 | 290 | 10 | 254 | 10 | 219 | 2 | 110 | 38 | 873 |

Table 11.19: What is your race? (Choose all that apply.) Other

| | Grade 6 | | Grade 8 | | Grade 10 | | Grade 12 | | Combined | |
|------------|----------|---------|----------|---------|----------|---------|----------|---------|----------|---------|
| | County % | State % | County % | State % | County % | State % | County % | State % | County % | State % |
| No | 79.4 | 77.6 | 82.5 | 79.8 | 89.4 | 83.6 | 90.8 | 88.1 | 84.7 | 81.3 |
| Yes | 20.6 | 22.4 | 17.5 | 20.2 | 10.6 | 16.4 | 9.2 | 11.9 | 15.3 | 18.7 |
| N of Valid | 903 | 13,331 | 1,059 | 13,637 | 782 | 10,360 | 534 | 6,850 | 3,278 | 44,178 |
| N of Miss | 16 | 290 | 10 | 254 | 10 | 219 | 2 | 110 | 38 | 873 |

Table 11.20: Think of where you live most of the time. Which of the following people live there with you? (Choose all that apply.) Mother

| | Grade 6 | | Grade 8 | | Grade 10 | | Grade 12 | | Combined | |
|------------|----------|---------|----------|---------|----------|---------|----------|---------|----------|---------|
| | County % | State % | County % | State % | County % | State % | County % | State % | County % | State % |
| No | 7.6 | 10.7 | 11.2 | 11.9 | 13.1 | 14.4 | 11.2 | 16.6 | 10.7 | 12.9 |
| Yes | 92.4 | 89.3 | 88.8 | 88.1 | 86.9 | 85.6 | 88.8 | 83.4 | 89.3 | 87.1 |
| N of Valid | 918 | 13,558 | 1,069 | 13,857 | 792 | 10,540 | 536 | 6,937 | 3,315 | 44,892 |
| N of Miss | 1 | 63 | 0 | 34 | 0 | 39 | 0 | 23 | 1 | 159 |

Table 11.21: Think of where you live most of the time. Which of the following people live there with you? (Choose all that apply.) Stepmother

| | Grade 6 | | Grade 8 | | Grade 10 | | Grade 12 | | Combined | |
|------------|----------|---------|----------|---------|----------|---------|----------|---------|----------|---------|
| | County % | State % | County % | State % | County % | State % | County % | State % | County % | State % |
| No | 93.4 | 93.5 | 92.2 | 93.3 | 91.4 | 93.3 | 93.3 | 94.4 | 92.5 | 93.5 |
| Yes | 6.6 | 6.5 | 7.8 | 6.7 | 8.6 | 6.7 | 6.7 | 5.6 | 7.5 | 6.5 |
| N of Valid | 918 | 13,558 | 1,069 | 13,857 | 792 | 10,540 | 536 | 6,937 | 3,315 | 44,892 |
| N of Miss | 1 | 63 | 0 | 34 | 0 | 39 | 0 | 23 | 1 | 159 |

Table 11.22: Think of where you live most of the time. Which of the following people live there with you? (Choose all that apply.) Foster Mother

| | Grade 6 | | Grade 8 | | Grade 10 | | Grade 12 | | Combined | |
|------------|----------|---------|----------|---------|----------|---------|----------|---------|----------|---------|
| | County % | State % | County % | State % | County % | State % | County % | State % | County % | State % |
| No | 99.9 | 99.3 | 99.5 | 99.4 | 100.0 | 99.6 | 99.8 | 99.4 | 99.8 | 99.4 |
| Yes | 0.1 | 0.7 | 0.5 | 0.6 | 0.0 | 0.4 | 0.2 | 0.6 | 0.2 | 0.6 |
| N of Valid | 918 | 13,558 | 1,069 | 13,857 | 792 | 10,540 | 536 | 6,937 | 3,315 | 44,892 |
| N of Miss | 1 | 63 | 0 | 34 | 0 | 39 | 0 | 23 | 1 | 159 |

Table 11.23: Think of where you live most of the time. Which of the following people live there with you? (Choose all that apply.) Grandmother

| | Grade 6 | | Grade 8 | | Grade 10 | | Grade 12 | | Combined | |
|------------|----------|---------|----------|---------|----------|---------|----------|---------|----------|---------|
| | County % | State % | County % | State % | County % | State % | County % | State % | County % | State % |
| No | 89.2 | 85.3 | 89.7 | 88.1 | 90.9 | 89.3 | 91.2 | 89.6 | 90.1 | 87.8 |
| Yes | 10.8 | 14.7 | 10.3 | 11.9 | 9.1 | 10.7 | 8.8 | 10.4 | 9.9 | 12.2 |
| N of Valid | 918 | 13,558 | 1,069 | 13,857 | 792 | 10,540 | 536 | 6,937 | 3,315 | 44,892 |
| N of Miss | 1 | 63 | 0 | 34 | 0 | 39 | 0 | 23 | 1 | 159 |

Table 11.24: Think of where you live most of the time. Which of the following people live there with you? (Choose all that apply.) Aunt

| | Grade 6 | | Grade 8 | | Grade 10 | | Grade 12 | | Combined | |
|------------|----------|---------|----------|---------|----------|---------|----------|---------|----------|---------|
| | County % | State % | County % | State % | County % | State % | County % | State % | County % | State % |
| No | 93.6 | 93.6 | 96.1 | 95.6 | 97.3 | 96.3 | 97.4 | 96.6 | 95.9 | 95.3 |
| Yes | 6.4 | 6.4 | 3.9 | 4.4 | 2.7 | 3.7 | 2.6 | 3.4 | 4.1 | 4.7 |
| N of Valid | 918 | 13,558 | 1,069 | 13,857 | 792 | 10,540 | 536 | 6,937 | 3,315 | 44,892 |
| N of Miss | 1 | 63 | 0 | 34 | 0 | 39 | 0 | 23 | 1 | 159 |

Table 11.25: Think of where you live most of the time. Which of the following people live there with you? (Choose all that apply.) Father

| | Grade 6 | | Grade 8 | | Grade 10 | | Grade 12 | | Combined | |
|------------|----------|---------|----------|---------|----------|---------|----------|---------|----------|---------|
| | County % | State % | County % | State % | County % | State % | County % | State % | County % | State % |
| No | 28.8 | 35.9 | 33.8 | 37.7 | 37.9 | 40.1 | 41.4 | 44.2 | 34.6 | 38.7 |
| Yes | 71.2 | 64.1 | 66.2 | 62.3 | 62.1 | 59.9 | 58.6 | 55.8 | 65.4 | 61.3 |
| N of Valid | 918 | 13,558 | 1,069 | 13,857 | 792 | 10,540 | 536 | 6,937 | 3,315 | 44,892 |
| N of Miss | 1 | 63 | 0 | 34 | 0 | 39 | 0 | 23 | 1 | 159 |

Table 11.26: Think of where you live most of the time. Which of the following people live there with you? (Choose all that apply.) Stepfather

| | Grade 6 | | Grade 8 | | Grade 10 | | Grade 12 | | Combined | |
|------------|----------|---------|----------|---------|----------|---------|----------|---------|----------|---------|
| | County % | State % | County % | State % | County % | State % | County % | State % | County % | State % |
| No | 87.4 | 86.4 | 86.8 | 84.4 | 84.6 | 85.2 | 83.0 | 86.0 | 85.8 | 85.4 |
| Yes | 12.6 | 13.6 | 13.2 | 15.6 | 15.4 | 14.8 | 17.0 | 14.0 | 14.2 | 14.6 |
| N of Valid | 918 | 13,558 | 1,069 | 13,857 | 792 | 10,540 | 536 | 6,937 | 3,315 | 44,892 |
| N of Miss | 1 | 63 | 0 | 34 | 0 | 39 | 0 | 23 | 1 | 159 |

Table 11.27: Think of where you live most of the time. Which of the following people live there with you? (Choose all that apply.) Foster Father

| | Grade 6 | | Grade 8 | | Grade 10 | | Grade 12 | | Combined | |
|------------|----------|---------|----------|---------|----------|---------|----------|---------|----------|---------|
| | County % | State % | County % | State % | County % | State % | County % | State % | County % | State % |
| No | 99.8 | 99.5 | 99.6 | 99.5 | 99.9 | 99.7 | 100.0 | 99.6 | 99.8 | 99.6 |
| Yes | 0.2 | 0.5 | 0.4 | 0.5 | 0.1 | 0.3 | 0.0 | 0.4 | 0.2 | 0.4 |
| N of Valid | 918 | 13,558 | 1,069 | 13,857 | 792 | 10,540 | 536 | 6,937 | 3,315 | 44,892 |
| N of Miss | 1 | 63 | 0 | 34 | 0 | 39 | 0 | 23 | 1 | 159 |

Table 11.28: Think of where you live most of the time. Which of the following people live there with you? (Choose all that apply.) Grandfather

| | Grade 6 | | Grade 8 | | Grade 10 | | Grade 12 | | Combined | |
|------------|----------|---------|----------|---------|----------|---------|----------|---------|----------|---------|
| | County % | State % | County % | State % | County % | State % | County % | State % | County % | State % |
| No | 93.7 | 91.2 | 95.1 | 92.9 | 93.9 | 93.9 | 96.1 | 94.3 | 94.6 | 92.8 |
| Yes | 6.3 | 8.8 | 4.9 | 7.1 | 6.1 | 6.1 | 3.9 | 5.7 | 5.4 | 7.2 |
| N of Valid | 918 | 13,558 | 1,069 | 13,857 | 792 | 10,540 | 536 | 6,937 | 3,315 | 44,892 |
| N of Miss | 1 | 63 | 0 | 34 | 0 | 39 | 0 | 23 | 1 | 159 |

Table 11.29: Think of where you live most of the time. Which of the following people live there with you? (Choose all that apply.) Uncle

| | Grade 6 | | Grade 8 | | Grade 10 | | Grade 12 | | Combined | |
|------------|----------|---------|----------|---------|----------|---------|----------|---------|----------|---------|
| | County % | State % | County % | State % | County % | State % | County % | State % | County % | State % |
| No | 95.0 | 93.9 | 97.2 | 95.6 | 97.1 | 96.4 | 97.8 | 96.8 | 96.7 | 95.5 |
| Yes | 5.0 | 6.1 | 2.8 | 4.4 | 2.9 | 3.6 | 2.2 | 3.2 | 3.3 | 4.5 |
| N of Valid | 918 | 13,558 | 1,069 | 13,857 | 792 | 10,540 | 536 | 6,937 | 3,315 | 44,892 |
| N of Miss | 1 | 63 | 0 | 34 | 0 | 39 | 0 | 23 | 1 | 159 |

Table 11.30: Think of where you live most of the time. Which of the following people live there with you? (Choose all that apply.) Other Adults

| | Grade 6 | | Grade 8 | | Grade 10 | | Grade 12 | | Combined | |
|------------|----------|---------|----------|---------|----------|---------|----------|---------|----------|---------|
| | County % | State % | County % | State % | County % | State % | County % | State % | County % | State % |
| No | 97.2 | 97.1 | 98.1 | 97.6 | 98.6 | 98.0 | 98.5 | 97.3 | 98.0 | 97.5 |
| Yes | 2.8 | 2.9 | 1.9 | 2.4 | 1.4 | 2.0 | 1.5 | 2.7 | 2.0 | 2.5 |
| N of Valid | 918 | 13,558 | 1,069 | 13,857 | 792 | 10,540 | 536 | 6,937 | 3,315 | 44,892 |
| N of Miss | 1 | 63 | 0 | 34 | 0 | 39 | 0 | 23 | 1 | 159 |

Table 11.31: Think of where you live most of the time. Which of the following people live there with you? (Choose all that apply.) Brother(s)

| | Grade 6 | | Grade 8 | | Grade 10 | | Grade 12 | | Combined | |
|------------|----------|---------|----------|---------|----------|---------|----------|---------|----------|---------|
| | County % | State % | County % | State % | County % | State % | County % | State % | County % | State % |
| No | 52.3 | 50.1 | 51.4 | 49.6 | 51.3 | 51.0 | 60.1 | 57.1 | 53.0 | 51.3 |
| Yes | 47.7 | 49.9 | 48.6 | 50.4 | 48.7 | 49.0 | 39.9 | 42.9 | 47.0 | 48.7 |
| N of Valid | 918 | 13,558 | 1,069 | 13,857 | 792 | 10,540 | 536 | 6,937 | 3,315 | 44,892 |
| N of Miss | 1 | 63 | 0 | 34 | 0 | 39 | 0 | 23 | 1 | 159 |

Table 11.32: Think of where you live most of the time. Which of the following people live there with you? (Choose all that apply.) Stepbrother(s)

| | Grade 6 | | Grade 8 | | Grade 10 | | Grade 12 | | Combined | |
|------------|----------|---------|----------|---------|----------|---------|----------|---------|----------|---------|
| | County % | State % | County % | State % | County % | State % | County % | State % | County % | State % |
| No | 95.8 | 95.2 | 95.4 | 94.9 | 95.7 | 95.6 | 96.8 | 96.6 | 95.8 | 95.4 |
| Yes | 4.2 | 4.8 | 4.6 | 5.1 | 4.3 | 4.4 | 3.2 | 3.4 | 4.2 | 4.6 |
| N of Valid | 918 | 13,558 | 1,069 | 13,857 | 792 | 10,540 | 536 | 6,937 | 3,315 | 44,892 |
| N of Miss | 1 | 63 | 0 | 34 | 0 | 39 | 0 | 23 | 1 | 159 |

Table 11.33: Think of where you live most of the time. Which of the following people live there with you? (Choose all that apply.) Sister(s)

| | Grade 6 | | Grade 8 | | Grade 10 | | Grade 12 | | Combined | |
|------------|----------|---------|----------|---------|----------|---------|----------|---------|----------|---------|
| | County % | State % | County % | State % | County % | State % | County % | State % | County % | State % |
| No | 53.7 | 52.2 | 54.3 | 52.0 | 55.7 | 54.3 | 57.8 | 58.7 | 55.0 | 53.6 |
| Yes | 46.3 | 47.8 | 45.7 | 48.0 | 44.3 | 45.7 | 42.2 | 41.3 | 45.0 | 46.4 |
| N of Valid | 918 | 13,558 | 1,069 | 13,857 | 792 | 10,540 | 536 | 6,937 | 3,315 | 44,892 |
| N of Miss | 1 | 63 | 0 | 34 | 0 | 39 | 0 | 23 | 1 | 159 |

Table 11.34: Think of where you live most of the time. Which of the following people live there with you? (Choose all that apply.) Stepsister(s)

| | Grade 6 | | Grade 8 | | Grade 10 | | Grade 12 | | Combined | |
|------------|----------|---------|----------|---------|----------|---------|----------|---------|----------|---------|
| | County % | State % | County % | State % | County % | State % | County % | State % | County % | State % |
| No | 95.6 | 95.0 | 95.9 | 95.2 | 96.3 | 95.9 | 95.1 | 96.5 | 95.8 | 95.5 |
| Yes | 4.4 | 5.0 | 4.1 | 4.8 | 3.7 | 4.1 | 4.9 | 3.5 | 4.2 | 4.5 |
| N of Valid | 918 | 13,558 | 1,069 | 13,857 | 792 | 10,540 | 536 | 6,937 | 3,315 | 44,892 |
| N of Miss | 1 | 63 | 0 | 34 | 0 | 39 | 0 | 23 | 1 | 159 |

Table 11.35: Think of where you live most of the time. Which of the following people live there with you? (Choose all that apply.) Other Children

| | Grade 6 | | Grade 8 | | Grade 10 | | Grade 12 | | Combined | |
|------------|----------|---------|----------|---------|----------|---------|----------|---------|----------|---------|
| | County % | State % | County % | State % | County % | State % | County % | State % | County % | State % |
| No | 97.1 | 95.2 | 97.7 | 96.3 | 97.6 | 96.4 | 96.8 | 95.7 | 97.3 | 95.9 |
| Yes | 2.9 | 4.8 | 2.3 | 3.7 | 2.4 | 3.6 | 3.2 | 4.3 | 2.7 | 4.1 |
| N of Valid | 918 | 13,558 | 1,069 | 13,857 | 792 | 10,540 | 536 | 6,937 | 3,315 | 44,892 |
| N of Miss | 1 | 63 | 0 | 34 | 0 | 39 | 0 | 23 | 1 | 159 |

Table 11.36: In my school, students have lots of chances to help decide things like class activities and rules.

| | Grade 6 | | Grade 8 | | Grade 10 | | Grade 12 | | Combined | |
|------------|----------|---------|----------|---------|----------|---------|----------|---------|----------|---------|
| | County % | State % | County % | State % | County % | State % | County % | State % | County % | State % |
| NO! | 6.5 | 8.9 | 7.6 | 8.2 | 8.9 | 8.6 | 10.9 | 9.4 | 8.1 | 8.7 |
| no | 33.9 | 35.2 | 31.0 | 34.8 | 31.5 | 31.7 | 34.3 | 29.4 | 32.4 | 33.4 |
| yes | 47.8 | 47.4 | 54.4 | 50.6 | 51.2 | 51.2 | 45.5 | 50.0 | 50.4 | 49.7 |
| YES! | 11.9 | 8.4 | 7.1 | 6.5 | 8.4 | 8.5 | 9.3 | 11.2 | 9.1 | 8.3 |
| N of Valid | 898 | 13,174 | 1,059 | 13,565 | 764 | 10,269 | 525 | 6,756 | 3,246 | 43,764 |
| N of Miss | 21 | 447 | 10 | 326 | 28 | 310 | 11 | 204 | 70 | 1,287 |

Table 11.37: Teachers ask me to work on special classroom projects.

| | Grade 6 | | Grade 8 | | Grade 10 | | Grade 12 | | Combined | |
|------------|----------|---------|----------|---------|----------|---------|----------|---------|----------|---------|
| | County % | State % | County % | State % | County % | State % | County % | State % | County % | State % |
| NO! | 8.4 | 10.9 | 7.9 | 8.8 | 8.8 | 9.0 | 9.6 | 8.9 | 8.5 | 9.5 |
| no | 41.1 | 43.6 | 47.9 | 48.6 | 45.3 | 46.4 | 43.8 | 42.8 | 44.8 | 45.7 |
| yes | 40.6 | 37.1 | 39.6 | 37.8 | 42.4 | 40.1 | 40.0 | 41.6 | 40.6 | 38.7 |
| YES! | 9.9 | 8.4 | 4.5 | 4.8 | 3.5 | 4.4 | 6.7 | 6.7 | 6.1 | 6.1 |
| N of Valid | 890 | 13,035 | 1,058 | 13,474 | 764 | 10,212 | 523 | 6,731 | 3,235 | 43,452 |
| N of Miss | 29 | 586 | 11 | 417 | 28 | 367 | 13 | 229 | 81 | 1,599 |

Table 11.38: My teacher(s) notices when I am doing a good job and lets me know about it.

| | Grade 6 | | Grade 8 | | Grade 10 | | Grade 12 | | Combined | |
|------------|----------|---------|----------|---------|----------|---------|----------|---------|----------|---------|
| | County % | State % | County % | State % | County % | State % | County % | State % | County % | State % |
| NO! | 4.3 | 3.9 | 7.6 | 6.0 | 5.9 | 6.1 | 5.7 | 6.1 | 6.0 | 5.4 |
| no | 17.6 | 18.7 | 31.5 | 25.3 | 33.5 | 29.2 | 23.5 | 25.2 | 26.8 | 24.2 |
| yes | 55.6 | 53.0 | 49.7 | 53.8 | 49.7 | 52.7 | 55.6 | 53.7 | 52.3 | 53.3 |
| YES! | 22.4 | 24.4 | 11.2 | 14.9 | 10.9 | 12.0 | 15.1 | 15.0 | 14.9 | 17.1 |
| N of Valid | 901 | 13,104 | 1,056 | 13,477 | 762 | 10,219 | 523 | 6,729 | 3,242 | 43,529 |
| N of Miss | 18 | 517 | 13 | 414 | 30 | 360 | 13 | 231 | 74 | 1,522 |

Table 11.39: There are lots of chances for students in my school to get involved in sports, clubs, and other school activities outside of class.

| | Grade 6 | | Grade 8 | | Grade 10 | | Grade 12 | | Combined | |
|------------|----------|---------|----------|---------|----------|---------|----------|---------|----------|---------|
| | County % | State % | County % | State % | County % | State % | County % | State % | County % | State % |
| NO! | 2.2 | 2.8 | 1.5 | 1.9 | 1.0 | 1.7 | 1.3 | 2.3 | 1.6 | 2.2 |
| no | 9.0 | 9.5 | 5.1 | 5.7 | 3.9 | 5.9 | 3.8 | 5.7 | 5.7 | 6.9 |
| yes | 45.5 | 43.3 | 43.7 | 45.0 | 41.6 | 44.0 | 48.4 | 46.3 | 44.4 | 44.4 |
| YES! | 43.4 | 44.4 | 49.7 | 47.4 | 53.5 | 48.4 | 46.4 | 45.8 | 48.3 | 46.5 |
| N of Valid | 904 | 13,161 | 1,060 | 13,526 | 765 | 10,247 | 521 | 6,730 | 3,250 | 43,664 |
| N of Miss | 15 | 460 | 9 | 365 | 27 | 332 | 15 | 230 | 66 | 1,387 |

Table 11.40: There are lots of chances for students in my school to talk with a teacher one-on-one.

| | Grade 6 | | Grade 8 | | Grade 10 | | Grade 12 | | Combined | |
|------------|----------|---------|----------|---------|----------|---------|----------|---------|----------|---------|
| | County % | State % | County % | State % | County % | State % | County % | State % | County % | State % |
| NO! | 2.9 | 3.9 | 3.3 | 4.1 | 3.1 | 3.8 | 3.3 | 3.9 | 3.2 | 3.9 |
| no | 14.7 | 15.4 | 24.1 | 20.3 | 19.6 | 19.8 | 17.0 | 15.8 | 19.3 | 18.0 |
| yes | 51.8 | 50.1 | 54.3 | 55.4 | 57.9 | 57.2 | 60.5 | 57.5 | 55.5 | 54.6 |
| YES! | 30.6 | 30.6 | 18.3 | 20.1 | 19.4 | 19.2 | 19.2 | 22.8 | 22.1 | 23.5 |
| N of Valid | 894 | 13,059 | 1,059 | 13,435 | 762 | 10,201 | 522 | 6,710 | 3,237 | 43,405 |
| N of Miss | 25 | 562 | 10 | 456 | 30 | 378 | 14 | 250 | 79 | 1,646 |

Table 11.41: I feel safe at my school.

| | Grade 6 | | Grade 8 | | Grade 10 | | Grade 12 | | Combined | |
|------------|----------|---------|----------|---------|----------|---------|----------|---------|----------|---------|
| | County % | State % | County % | State % | County % | State % | County % | State % | County % | State % |
| NO! | 4.5 | 7.0 | 9.0 | 8.9 | 4.9 | 8.0 | 4.8 | 7.4 | 6.1 | 7.9 |
| no | 11.2 | 14.4 | 18.9 | 19.2 | 16.6 | 19.1 | 14.6 | 17.0 | 15.5 | 17.4 |
| yes | 49.4 | 46.6 | 58.2 | 55.5 | 61.4 | 59.1 | 59.1 | 58.4 | 56.7 | 54.1 |
| YES! | 34.9 | 32.1 | 13.9 | 16.5 | 17.2 | 13.9 | 21.5 | 17.2 | 21.7 | 20.7 |
| N of Valid | 896 | 13,029 | 1,053 | 13,397 | 761 | 10,176 | 521 | 6,711 | 3,231 | 43,313 |
| N of Miss | 23 | 592 | 16 | 494 | 31 | 403 | 15 | 249 | 85 | 1,738 |

Table 11.42: The school lets my parents know when I have done something well.

| | Grade 6 | | Grade 8 | | Grade 10 | | Grade 12 | | Combined | |
|------------|----------|---------|----------|---------|----------|---------|----------|---------|----------|---------|
| | County % | State % | County % | State % | County % | State % | County % | State % | County % | State % |
| NO! | 8.7 | 10.3 | 16.7 | 16.4 | 19.1 | 19.3 | 23.1 | 22.5 | 16.1 | 16.2 |
| no | 39.2 | 36.5 | 50.6 | 45.2 | 45.1 | 48.7 | 42.2 | 44.1 | 44.8 | 43.2 |
| yes | 37.3 | 37.9 | 26.6 | 30.7 | 30.7 | 26.8 | 27.1 | 27.1 | 30.6 | 31.4 |
| YES! | 14.9 | 15.3 | 6.1 | 7.6 | 5.1 | 5.3 | 7.6 | 6.3 | 8.6 | 9.2 |
| N of Valid | 899 | 12,993 | 1,053 | 13,414 | 760 | 10,166 | 524 | 6,713 | 3,236 | 43,286 |
| N of Miss | 20 | 628 | 16 | 477 | 32 | 413 | 12 | 247 | 80 | 1,765 |

Table 11.43: My teachers praise me when I work hard in school.

| | Grade 6 | | Grade 8 | | Grade 10 | | Grade 12 | | Combined | |
|------------|----------|---------|----------|---------|----------|---------|----------|---------|----------|---------|
| | County % | State % | County % | State % | County % | State % | County % | State % | County % | State % |
| NO! | 9.0 | 8.7 | 11.6 | 10.8 | 10.0 | 11.3 | 9.9 | 11.0 | 10.2 | 10.3 |
| no | 32.9 | 30.5 | 44.2 | 39.3 | 46.3 | 42.8 | 35.8 | 37.0 | 40.2 | 37.1 |
| yes | 44.6 | 45.9 | 37.6 | 41.7 | 37.0 | 39.7 | 46.3 | 43.5 | 40.8 | 42.8 |
| YES! | 13.5 | 15.0 | 6.6 | 8.2 | 6.7 | 6.3 | 8.0 | 8.4 | 8.8 | 9.8 |
| N of Valid | 890 | 13,017 | 1,057 | 13,429 | 760 | 10,184 | 523 | 6,714 | 3,230 | 43,344 |
| N of Miss | 29 | 604 | 12 | 462 | 32 | 395 | 13 | 246 | 86 | 1,707 |

Table 11.44: Are your school grades better than the grades of most students in your class?

| | Grade 6 | | Grade 8 | | Grade 10 | | Grade 12 | | Combined | |
|------------|----------|---------|----------|---------|----------|---------|----------|---------|----------|---------|
| | County % | State % | County % | State % | County % | State % | County % | State % | County % | State % |
| NO! | 5.7 | 8.5 | 6.3 | 8.2 | 5.5 | 7.9 | 2.5 | 5.8 | 5.3 | 7.8 |
| no | 27.3 | 32.5 | 23.7 | 31.8 | 27.5 | 31.9 | 20.7 | 27.4 | 25.1 | 31.3 |
| yes | 48.5 | 44.0 | 53.0 | 45.7 | 49.1 | 45.5 | 54.5 | 48.5 | 51.1 | 45.6 |
| YES! | 18.5 | 15.0 | 17.0 | 14.3 | 17.9 | 14.7 | 22.4 | 18.3 | 18.5 | 15.2 |
| N of Valid | 887 | 12,993 | 1,052 | 13,453 | 761 | 10,194 | 523 | 6,715 | 3,223 | 43,355 |
| N of Miss | 32 | 628 | 17 | 438 | 31 | 385 | 13 | 245 | 93 | 1,696 |

Table 11.45: I have lots of chances to be part of class discussions or activities.

| | Grade 6 | | Grade 8 | | Grade 10 | | Grade 12 | | Combined | |
|------------|----------|---------|----------|---------|----------|---------|----------|---------|----------|---------|
| | County % | State % | County % | State % | County % | State % | County % | State % | County % | State % |
| NO! | 3.8 | 3.9 | 2.7 | 3.5 | 1.6 | 2.5 | 1.5 | 3.1 | 2.6 | 3.3 |
| no | 15.4 | 15.9 | 16.9 | 16.2 | 12.8 | 15.2 | 10.2 | 13.1 | 14.4 | 15.4 |
| yes | 54.5 | 53.3 | 63.6 | 62.9 | 69.3 | 65.8 | 69.4 | 64.7 | 63.4 | 61.0 |
| YES! | 26.3 | 27.0 | 16.9 | 17.4 | 16.3 | 16.5 | 18.9 | 19.2 | 19.7 | 20.3 |
| N of Valid | 887 | 13,009 | 1,050 | 13,348 | 759 | 10,153 | 519 | 6,686 | 3,215 | 43,196 |
| N of Miss | 32 | 612 | 19 | 543 | 33 | 426 | 17 | 274 | 101 | 1,855 |

Table 11.46: Now thinking back over the past year in school, how often did you: enjoy being in school?

| | Grade 6 | | Grade 8 | | Grade 10 | | Grade 12 | | Combined | |
|---------------|----------|---------|----------|---------|----------|---------|----------|---------|----------|---------|
| | County % | State % | County % | State % | County % | State % | County % | State % | County % | State % |
| Never | 8.3 | 9.0 | 11.1 | 11.8 | 10.8 | 12.1 | 9.0 | 11.6 | 9.9 | 11.0 |
| Rarely | 14.8 | 15.5 | 20.6 | 20.5 | 19.7 | 21.2 | 17.4 | 20.9 | 18.3 | 19.2 |
| Sometimes | 39.1 | 38.6 | 38.4 | 38.8 | 42.9 | 40.7 | 45.2 | 39.7 | 40.8 | 39.3 |
| Often | 22.3 | 22.4 | 22.7 | 21.2 | 21.8 | 20.4 | 24.0 | 22.2 | 22.6 | 21.5 |
| Almost always | 15.5 | 14.5 | 7.2 | 7.7 | 4.9 | 5.5 | 4.4 | 5.6 | 8.5 | 8.9 |
| N of Valid | 903 | 13,171 | 1,060 | 13,522 | 762 | 10,240 | 524 | 6,737 | 3,249 | 43,670 |
| N of Miss | 16 | 450 | 9 | 369 | 30 | 339 | 12 | 223 | 67 | 1,381 |

Table 11.47: Now thinking back over the past year in school, how often did you: hate being in school?

| | Grade 6 | | Grade 8 | | Grade 10 | | Grade 12 | | Combined | |
|---------------|----------|---------|----------|---------|----------|---------|----------|---------|----------|---------|
| | County % | State % | County % | State % | County % | State % | County % | State % | County % | State % |
| Never | 10.1 | 8.2 | 3.6 | 4.1 | 3.4 | 3.3 | 2.7 | 3.6 | 5.2 | 5.1 |
| Rarely | 23.8 | 23.1 | 16.5 | 17.0 | 16.5 | 16.0 | 19.5 | 16.3 | 19.0 | 18.5 |
| Sometimes | 33.5 | 31.4 | 37.3 | 33.1 | 34.9 | 35.0 | 41.0 | 37.5 | 36.3 | 33.7 |
| Often | 18.4 | 20.1 | 25.5 | 25.3 | 29.0 | 27.6 | 24.4 | 26.8 | 24.2 | 24.5 |
| Almost always | 14.2 | 17.2 | 17.1 | 20.5 | 16.1 | 18.2 | 12.4 | 15.7 | 15.3 | 18.2 |
| N of Valid | 902 | 13,090 | 1,059 | 13,466 | 762 | 10,209 | 524 | 6,728 | 3,247 | 43,493 |
| N of Miss | 17 | 531 | 10 | 425 | 30 | 370 | 12 | 232 | 69 | 1,558 |

Table 11.48: Now thinking back over the past year in school, how often did you: try to do your best work in school?

| | Grade 6 | | Grade 8 | | Grade 10 | | Grade 12 | | Combined | |
|---------------|----------|---------|----------|---------|----------|---------|----------|---------|----------|---------|
| | County % | State % | County % | State % | County % | State % | County % | State % | County % | State % |
| Never | 0.6 | 0.8 | 0.3 | 0.8 | 1.0 | 1.0 | 0.4 | 1.4 | 0.6 | 0.9 |
| Rarely | 1.2 | 1.8 | 3.0 | 3.0 | 3.3 | 3.1 | 3.3 | 3.9 | 2.6 | 2.8 |
| Sometimes | 5.3 | 8.4 | 14.8 | 15.4 | 13.6 | 18.9 | 14.0 | 19.8 | 11.8 | 14.8 |
| Often | 20.2 | 25.1 | 31.9 | 33.8 | 37.0 | 37.4 | 38.8 | 36.4 | 31.0 | 32.4 |
| Almost always | 72.7 | 63.9 | 50.0 | 46.9 | 45.0 | 39.6 | 43.6 | 38.6 | 54.1 | 49.0 |
| N of Valid | 901 | 13,074 | 1,059 | 13,454 | 762 | 10,217 | 523 | 6,717 | 3,245 | 43,462 |
| N of Miss | 18 | 547 | 10 | 437 | 30 | 362 | 13 | 243 | 71 | 1,589 |

Table 11.49: How often do you feel that the school work you are assigned is meaningful and important?

| | Grade 6 | | Grade 8 | | Grade 10 | | Grade 12 | | Combined | |
|---------------|----------|---------|----------|---------|----------|---------|----------|---------|----------|---------|
| | County % | State % | County % | State % | County % | State % | County % | State % | County % | State % |
| Never | 5.0 | 5.1 | 7.1 | 6.7 | 7.6 | 7.4 | 6.4 | 7.8 | 6.5 | 6.6 |
| Rarely | 13.2 | 12.4 | 27.2 | 21.9 | 28.3 | 28.0 | 24.8 | 25.8 | 23.2 | 21.0 |
| Sometimes | 28.4 | 32.8 | 37.5 | 39.4 | 40.8 | 41.4 | 43.7 | 41.9 | 36.8 | 38.2 |
| Often | 34.3 | 30.4 | 20.5 | 23.7 | 18.2 | 18.3 | 20.7 | 19.6 | 23.8 | 23.8 |
| Almost always | 19.0 | 19.3 | 7.6 | 8.4 | 5.0 | 5.0 | 4.4 | 5.0 | 9.7 | 10.4 |
| N of Valid | 894 | 13,148 | 1,052 | 13,438 | 759 | 10,185 | 517 | 6,684 | 3,222 | 43,455 |
| N of Miss | 25 | 473 | 17 | 453 | 33 | 394 | 19 | 276 | 94 | 1,596 |

Table 11.50: Putting them all together, what were your grades like last year?

| | Grade 6 | | Grade 8 | | Grade 10 | | Grade 12 | | Combined | |
|------------|----------|---------|----------|---------|----------|---------|----------|---------|----------|---------|
| | County % | State % | County % | State % | County % | State % | County % | State % | County % | State % |
| Mostly Fs | 1.2 | 1.0 | 0.4 | 1.1 | 0.1 | 1.0 | 0.4 | 0.6 | 0.6 | 1.0 |
| Mostly Ds | 0.8 | 2.5 | 1.3 | 3.0 | 2.5 | 3.5 | 1.7 | 3.1 | 1.5 | 3.0 |
| Mostly Cs | 6.4 | 11.3 | 7.8 | 14.4 | 8.9 | 16.4 | 7.7 | 15.4 | 7.6 | 14.1 |
| Mostly Bs | 26.0 | 36.9 | 28.8 | 36.7 | 28.4 | 36.3 | 31.1 | 35.5 | 28.3 | 36.5 |
| Mostly As | 65.6 | 48.4 | 61.7 | 44.8 | 60.0 | 42.7 | 59.1 | 45.4 | 62.0 | 45.5 |
| N of Valid | 900 | 13,161 | 1,058 | 13,502 | 763 | 10,229 | 521 | 6,725 | 3,242 | 43,617 |
| N of Miss | 19 | 460 | 11 | 389 | 29 | 350 | 15 | 235 | 74 | 1,434 |

Table 11.51: How important do you think the things you are learning in school are going to be for your later life?

| | Grade 6 | | Grade 8 | | Grade 10 | | Grade 12 | | Combined | |
|----------------------|----------|---------|----------|---------|----------|---------|----------|---------|----------|---------|
| | County % | State % | County % | State % | County % | State % | County % | State % | County % | State % |
| Very important | 28.8 | 27.7 | 7.9 | 12.0 | 5.8 | 7.3 | 6.6 | 7.4 | 13.0 | 15.0 |
| Quite important | 29.1 | 28.7 | 18.5 | 21.8 | 15.7 | 16.7 | 16.1 | 17.1 | 20.4 | 22.0 |
| Fairly important | 27.8 | 27.4 | 34.9 | 34.4 | 35.5 | 36.3 | 38.3 | 36.4 | 33.6 | 33.0 |
| Slightly important | 11.8 | 13.0 | 31.8 | 26.2 | 36.0 | 31.9 | 33.8 | 31.9 | 27.6 | 24.4 |
| Not at all important | 2.4 | 3.2 | 6.9 | 5.5 | 6.9 | 7.6 | 5.2 | 7.2 | 5.4 | 5.6 |
| N of Valid | 899 | 13,208 | 1,057 | 13,560 | 763 | 10,262 | 517 | 6,722 | 3,236 | 43,752 |
| N of Miss | 20 | 413 | 12 | 331 | 29 | 317 | 19 | 238 | 80 | 1,299 |

Table 11.52: During the LAST FOUR WEEKS how many whole days of school have you missed because you skipped or "cut"?

| | Grade 6 | | Grade 8 | | Grade 10 | | Grade 12 | | Combined | |
|------------|----------|---------|----------|---------|----------|---------|----------|---------|----------|---------|
| | County % | State % | County % | State % | County % | State % | County % | State % | County % | State % |
| None | 49.7 | 50.1 | 55.6 | 53.1 | 65.4 | 56.6 | 45.9 | 49.5 | 54.7 | 52.4 |
| 1 | 16.4 | 14.9 | 13.6 | 14.2 | 13.5 | 13.9 | 22.5 | 15.2 | 15.8 | 14.5 |
| 2 | 12.3 | 11.6 | 10.4 | 11.5 | 9.7 | 10.4 | 13.7 | 12.0 | 11.3 | 11.3 |
| 3 | 9.2 | 9.1 | 9.3 | 8.5 | 5.2 | 7.7 | 7.3 | 9.1 | 8.0 | 8.6 |
| 4-5 | 8.7 | 9.2 | 7.4 | 8.5 | 4.3 | 6.9 | 7.5 | 9.1 | 7.1 | 8.4 |
| 6-10 | 2.9 | 3.5 | 2.9 | 2.9 | 1.7 | 3.0 | 1.9 | 3.5 | 2.5 | 3.2 |
| 11 or more | 0.8 | 1.6 | 0.8 | 1.2 | 0.1 | 1.4 | 1.2 | 1.7 | 0.7 | 1.5 |
| N of Valid | 894 | 13,185 | 1,052 | 13,528 | 762 | 10,234 | 519 | 6,717 | 3,227 | 43,664 |
| N of Miss | 25 | 436 | 17 | 363 | 30 | 345 | 17 | 243 | 89 | 1,387 |

Table 11.53: What are the chances you would be seen as cool if you: smoked cigarettes?

| | Grade 6 | | Grade 8 | | Grade 10 | | Grade 12 | | Combined | |
|--------------------------|----------|---------|----------|---------|----------|---------|----------|---------|----------|---------|
| | County % | State % | County % | State % | County % | State % | County % | State % | County % | State % |
| No or very little chance | 90.3 | 88.9 | 74.6 | 78.7 | 74.2 | 74.3 | 71.2 | 72.3 | 78.3 | 79.7 |
| Little chance | 6.1 | 6.5 | 13.9 | 11.7 | 14.0 | 13.6 | 13.7 | 14.5 | 11.7 | 11.0 |
| Some chance | 1.9 | 2.6 | 7.3 | 6.2 | 7.1 | 8.0 | 9.8 | 8.4 | 6.2 | 5.9 |
| Pretty good chance | 1.2 | 1.3 | 3.2 | 2.7 | 3.9 | 3.1 | 3.5 | 3.0 | 2.9 | 2.4 |
| Very good chance | 0.5 | 0.7 | 0.9 | 0.8 | 0.8 | 1.0 | 1.8 | 1.8 | 0.9 | 1.0 |
| N of Valid | 885 | 13,012 | 1,053 | 13,424 | 745 | 10,110 | 510 | 6,642 | 3,193 | 43,188 |
| N of Miss | 34 | 609 | 16 | 467 | 47 | 469 | 26 | 318 | 123 | 1,863 |

Table 11.54: What are the chances you would be seen as cool if you: worked hard at school?

| | Grade 6 | | Grade 8 | | Grade 10 | | Grade 12 | | Combined | |
|--------------------------|----------|---------|----------|---------|----------|---------|----------|---------|----------|---------|
| | County % | State % | County % | State % | County % | State % | County % | State % | County % | State % |
| No or very little chance | 6.3 | 6.2 | 9.8 | 10.1 | 11.7 | 11.7 | 11.1 | 12.1 | 9.5 | 9.6 |
| Little chance | 7.3 | 9.2 | 18.4 | 15.8 | 19.6 | 17.4 | 18.8 | 17.1 | 15.7 | 14.4 |
| Some chance | 19.4 | 19.8 | 27.0 | 26.0 | 29.2 | 27.8 | 32.8 | 28.6 | 26.4 | 24.9 |
| Pretty good chance | 37.1 | 34.8 | 29.7 | 30.9 | 26.7 | 29.2 | 22.9 | 27.8 | 29.9 | 31.2 |
| Very good chance | 29.9 | 30.0 | 15.0 | 17.3 | 12.7 | 13.9 | 14.5 | 14.4 | 18.5 | 19.9 |
| N of Valid | 887 | 12,999 | 1,058 | 13,382 | 749 | 10,065 | 512 | 6,620 | 3,206 | 43,066 |
| N of Miss | 32 | 622 | 11 | 509 | 43 | 514 | 24 | 340 | 110 | 1,985 |

Table 11.55: What are the chances you would be seen as cool if you: began drinking alcoholic beverage regularly, that is, at least once or twice a month?

| | Grade 6 | | Grade 8 | | Grade 10 | | Grade 12 | | Combined | |
|--------------------------|----------|---------|----------|---------|----------|---------|----------|---------|----------|---------|
| | County % | State % | County % | State % | County % | State % | County % | State % | County % | State % |
| No or very little chance | 88.6 | 86.8 | 70.8 | 73.9 | 62.7 | 63.1 | 56.2 | 57.1 | 71.5 | 72.7 |
| Little chance | 7.5 | 7.5 | 13.8 | 12.6 | 13.0 | 14.3 | 14.7 | 15.6 | 12.0 | 11.9 |
| Some chance | 2.7 | 3.0 | 9.7 | 7.9 | 11.8 | 11.6 | 16.8 | 13.9 | 9.4 | 8.2 |
| Pretty good chance | 0.7 | 1.7 | 4.5 | 4.3 | 10.6 | 8.3 | 9.8 | 9.1 | 5.7 | 5.2 |
| Very good chance | 0.5 | 1.0 | 1.3 | 1.3 | 2.0 | 2.7 | 2.5 | 4.3 | 1.4 | 2.0 |
| N of Valid | 880 | 12,952 | 1,054 | 13,380 | 747 | 10,091 | 511 | 6,627 | 3,192 | 43,050 |
| N of Miss | 39 | 669 | 15 | 511 | 45 | 488 | 25 | 333 | 124 | 2,001 |

Table 11.56: What are the chances you would be seen as cool if you: defended someone who was being bullied?

| | Grade 6 | | Grade 8 | | Grade 10 | | Grade 12 | | Combined | |
|--------------------------|----------|---------|----------|---------|----------|---------|----------|---------|----------|---------|
| | County % | State % | County % | State % | County % | State % | County % | State % | County % | State % |
| No or very little chance | 9.9 | 10.1 | 8.9 | 13.2 | 13.4 | 15.4 | 11.2 | 15.1 | 10.6 | 13.1 |
| Little chance | 8.7 | 11.4 | 17.5 | 17.5 | 17.8 | 18.9 | 17.6 | 17.2 | 15.2 | 16.0 |
| Some chance | 18.8 | 21.7 | 30.8 | 28.5 | 35.0 | 31.0 | 33.1 | 29.9 | 28.8 | 27.2 |
| Pretty good chance | 32.3 | 28.9 | 28.2 | 25.4 | 23.3 | 22.8 | 26.3 | 24.8 | 27.9 | 25.8 |
| Very good chance | 30.2 | 27.9 | 14.6 | 15.3 | 10.5 | 11.9 | 11.8 | 13.1 | 17.5 | 17.9 |
| N of Valid | 881 | 12,915 | 1,056 | 13,363 | 746 | 10,054 | 510 | 6,612 | 3,193 | 42,944 |
| N of Miss | 38 | 706 | 13 | 528 | 46 | 525 | 26 | 348 | 123 | 2,107 |

Table 11.57: What are the chances you would be seen as cool if you: smoked marijuana?

| | Grade 6 | | Grade 8 | | Grade 10 | | Grade 12 | | Combined | |
|--------------------------|----------|---------|----------|---------|----------|---------|----------|---------|----------|---------|
| | County % | State % | County % | State % | County % | State % | County % | State % | County % | State % |
| No or very little chance | 93.6 | 90.8 | 74.5 | 75.6 | 62.5 | 64.2 | 55.9 | 56.8 | 74.0 | 74.6 |
| Little chance | 4.1 | 4.7 | 10.5 | 9.9 | 12.6 | 12.4 | 15.1 | 14.2 | 10.0 | 9.6 |
| Some chance | 1.1 | 2.0 | 8.8 | 7.0 | 11.7 | 10.7 | 14.3 | 12.7 | 8.2 | 7.2 |
| Pretty good chance | 0.8 | 1.4 | 3.5 | 4.3 | 9.0 | 7.6 | 9.2 | 9.5 | 5.0 | 5.0 |
| Very good chance | 0.3 | 1.0 | 2.8 | 3.2 | 4.3 | 5.2 | 5.5 | 6.8 | 2.9 | 3.5 |
| N of Valid | 877 | 12,902 | 1,050 | 13,367 | 746 | 10,069 | 510 | 6,621 | 3,183 | 42,959 |
| N of Miss | 42 | 719 | 19 | 524 | 46 | 510 | 26 | 339 | 133 | 2,092 |

Table 11.58: What are the chances you would be seen as cool if you: carried a handgun?

| | Grade 6 | | Grade 8 | | Grade 10 | | Grade 12 | | Combined | |
|--------------------------|----------|---------|----------|---------|----------|---------|----------|---------|----------|---------|
| | County % | State % | County % | State % | County % | State % | County % | State % | County % | State % |
| No or very little chance | 86.7 | 82.3 | 75.1 | 76.5 | 75.5 | 74.7 | 71.8 | 71.7 | 77.9 | 77.1 |
| Little chance | 7.5 | 8.2 | 12.2 | 10.1 | 11.6 | 10.8 | 14.3 | 12.6 | 11.1 | 10.1 |
| Some chance | 3.5 | 4.1 | 6.8 | 6.3 | 7.5 | 7.2 | 8.6 | 8.1 | 6.4 | 6.1 |
| Pretty good chance | 0.8 | 2.2 | 3.3 | 4.0 | 3.2 | 4.0 | 3.5 | 4.1 | 2.6 | 3.5 |
| Very good chance | 1.5 | 3.2 | 2.5 | 3.1 | 2.2 | 3.4 | 1.8 | 3.5 | 2.0 | 3.3 |
| N of Valid | 877 | 12,886 | 1,054 | 13,343 | 744 | 10,050 | 510 | 6,615 | 3,185 | 42,894 |
| N of Miss | 42 | 735 | 15 | 548 | 48 | 529 | 26 | 345 | 131 | 2,157 |

Table 11.59: What are the chances you would be seen as cool if you: used a vaping product like e-cigarettes, e-cigars, or e-hookahs?

| | Grade 6 | | Grade 8 | | Grade 10 | | Grade 12 | | Combined | |
|--------------------------|----------|---------|----------|---------|----------|---------|----------|---------|----------|---------|
| | County % | State % | County % | State % | County % | State % | County % | State % | County % | State % |
| No or very little chance | 88.7 | 86.4 | 69.5 | 71.7 | 63.6 | 64.1 | 58.4 | 58.9 | 71.6 | 72.3 |
| Little chance | 7.1 | 6.5 | 12.2 | 11.0 | 10.3 | 11.5 | 13.1 | 13.3 | 10.5 | 10.1 |
| Some chance | 2.3 | 3.2 | 9.1 | 7.5 | 11.0 | 9.5 | 13.1 | 11.8 | 8.3 | 7.4 |
| Pretty good chance | 1.2 | 2.0 | 5.7 | 5.5 | 9.5 | 8.4 | 8.0 | 8.4 | 5.7 | 5.6 |
| Very good chance | 0.7 | 1.8 | 3.5 | 4.3 | 5.6 | 6.5 | 7.3 | 7.6 | 3.8 | 4.6 |
| N of Valid | 883 | 12,922 | 1,051 | 13,364 | 747 | 10,078 | 510 | 6,625 | 3,191 | 42,989 |
| N of Miss | 36 | 699 | 18 | 527 | 45 | 501 | 26 | 335 | 125 | 2,062 |

Table 11.60: What are the chances you would be seen as cool if you: bullied someone or cyberbullied someone?

| | Grade 6 | | Grade 8 | | Grade 10 | | Grade 12 | | Combined | |
|--------------------------|----------|---------|----------|---------|----------|---------|----------|---------|----------|---------|
| | County % | State % | County % | State % | County % | State % | County % | State % | County % | State % |
| No or very little chance | 77.8 | 75.0 | 65.9 | 67.4 | 67.6 | 68.7 | 68.4 | 70.9 | 70.0 | 70.5 |
| Little chance | 14.6 | 14.6 | 19.4 | 17.3 | 16.0 | 16.1 | 17.8 | 15.7 | 17.0 | 15.9 |
| Some chance | 4.4 | 5.4 | 8.7 | 8.5 | 10.5 | 8.8 | 9.6 | 7.7 | 8.1 | 7.5 |
| Pretty good chance | 1.9 | 2.7 | 3.7 | 4.0 | 3.5 | 3.9 | 3.1 | 3.3 | 3.1 | 3.5 |
| Very good chance | 1.3 | 2.2 | 2.4 | 2.8 | 2.5 | 2.5 | 1.2 | 2.4 | 1.9 | 2.5 |
| N of Valid | 879 | 12,958 | 1,052 | 13,381 | 746 | 10,072 | 512 | 6,618 | 3,189 | 43,029 |
| N of Miss | 40 | 663 | 17 | 510 | 46 | 507 | 24 | 342 | 127 | 2,022 |

Table 11.61: How old were you when you first: smoked marijuana?

| | Grade 6 | | Grade 8 | | Grade 10 | | Grade 12 | | Combined | |
|---------------|----------|---------|----------|---------|----------|---------|----------|---------|----------|---------|
| | County % | State % | County % | State % | County % | State % | County % | State % | County % | State % |
| Never | 99.2 | 98.5 | 95.6 | 93.7 | 91.1 | 87.8 | 83.5 | 78.6 | 93.6 | 91.5 |
| 10 or younger | 0.2 | 0.8 | 0.8 | 0.9 | 0.1 | 0.7 | 0.6 | 0.7 | 0.4 | 0.8 |
| 11 | 0.2 | 0.4 | 0.6 | 1.0 | 0.1 | 0.8 | 0.8 | 0.6 | 0.4 | 0.7 |
| 12 | 0.1 | 0.2 | 1.5 | 1.6 | 1.2 | 1.6 | 0.6 | 1.2 | 0.9 | 1.1 |
| 13 | 0.1 | 0.0 | 1.3 | 2.1 | 3.1 | 2.6 | 1.8 | 2.4 | 1.5 | 1.6 |
| 14 | 0.0 | 0.0 | 0.1 | 0.5 | 2.0 | 3.5 | 3.7 | 3.8 | 1.1 | 1.6 |
| 15 | 0.0 | 0.0 | 0.1 | 0.1 | 2.3 | 2.6 | 2.9 | 4.2 | 1.0 | 1.3 |
| 16 | 0.0 | 0.0 | 0.0 | 0.0 | 0.0 | 0.3 | 4.7 | 5.3 | 0.7 | 0.9 |
| 17 or older | 0.1 | 0.1 | 0.0 | 0.0 | 0.0 | 0.1 | 1.6 | 3.1 | 0.3 | 0.5 |
| N of Valid | 892 | 13,093 | 1,053 | 13,455 | 744 | 10,104 | 514 | 6,632 | 3,203 | 43,284 |
| N of Miss | 27 | 528 | 16 | 436 | 48 | 475 | 22 | 328 | 113 | 1,767 |

Table 11.62: How old were you when you first: smoked a cigarette, even just a puff?

| | Grade 6 | | Grade 8 | | Grade 10 | | Grade 12 | | Combined | |
|---------------|----------|---------|----------|---------|----------|---------|----------|---------|----------|---------|
| | County % | State % | County % | State % | County % | State % | County % | State % | County % | State % |
| Never | 98.0 | 95.7 | 93.5 | 92.4 | 93.1 | 89.4 | 88.3 | 84.5 | 93.8 | 91.5 |
| 10 or younger | 1.7 | 3.0 | 2.6 | 3.1 | 1.6 | 3.0 | 1.6 | 2.6 | 1.9 | 3.0 |
| 11 | 0.2 | 1.0 | 1.0 | 1.3 | 0.8 | 1.1 | 0.2 | 0.9 | 0.6 | 1.1 |
| 12 | 0.1 | 0.2 | 1.0 | 1.5 | 0.9 | 1.5 | 1.0 | 1.7 | 0.7 | 1.1 |
| 13 | 0.0 | 0.0 | 1.8 | 1.4 | 1.3 | 1.7 | 1.0 | 1.6 | 1.1 | 1.1 |
| 14 | 0.0 | 0.0 | 0.0 | 0.2 | 1.2 | 1.8 | 2.3 | 2.1 | 0.7 | 0.8 |
| 15 | 0.0 | 0.0 | 0.0 | 0.0 | 0.8 | 1.2 | 1.2 | 2.1 | 0.4 | 0.6 |
| 16 | 0.0 | 0.0 | 0.1 | 0.0 | 0.1 | 0.3 | 2.3 | 2.4 | 0.4 | 0.4 |
| 17 or older | 0.0 | 0.1 | 0.0 | 0.0 | 0.0 | 0.0 | 2.1 | 2.1 | 0.3 | 0.4 |
| N of Valid | 891 | 13,032 | 1,055 | 13,423 | 744 | 10,076 | 513 | 6,625 | 3,203 | 43,156 |
| N of Miss | 28 | 589 | 14 | 468 | 48 | 503 | 23 | 335 | 113 | 1,895 |

Table 11.63: How old were you when you first: had more than a sip or two of beer, wine, or hard liquor (for example, vodka, whiskey, or gin)?

| | Grade 6 | | Grade 8 | | Grade 10 | | Grade 12 | | Combined | |
|---------------|----------|---------|----------|---------|----------|---------|----------|---------|----------|---------|
| | County % | State % | County % | State % | County % | State % | County % | State % | County % | State % |
| Never | 86.1 | 83.6 | 74.1 | 75.3 | 73.5 | 70.2 | 68.6 | 61.7 | 76.4 | 74.6 |
| 10 or younger | 10.5 | 11.7 | 10.8 | 10.1 | 5.6 | 6.8 | 3.3 | 4.6 | 8.3 | 9.0 |
| 11 | 2.7 | 3.4 | 3.4 | 4.0 | 1.5 | 2.2 | 1.0 | 1.3 | 2.4 | 3.0 |
| 12 | 0.3 | 0.8 | 4.7 | 4.0 | 2.6 | 3.1 | 2.1 | 2.6 | 2.6 | 2.6 |
| 13 | 0.0 | 0.1 | 5.7 | 5.2 | 4.4 | 4.5 | 3.5 | 3.9 | 3.5 | 3.3 |
| 14 | 0.0 | 0.0 | 1.0 | 1.3 | 5.1 | 6.0 | 4.5 | 5.0 | 2.3 | 2.6 |
| 15 | 0.0 | 0.0 | 0.2 | 0.1 | 5.5 | 5.8 | 5.8 | 5.8 | 2.3 | 2.3 |
| 16 | 0.0 | 0.0 | 0.0 | 0.0 | 1.7 | 1.2 | 5.7 | 7.4 | 1.3 | 1.4 |
| 17 or older | 0.3 | 0.2 | 0.0 | 0.0 | 0.0 | 0.1 | 5.5 | 7.7 | 1.0 | 1.3 |
| N of Valid | 886 | 13,033 | 1,053 | 13,414 | 744 | 10,075 | 513 | 6,622 | 3,196 | 43,144 |
| N of Miss | 33 | 588 | 16 | 477 | 48 | 504 | 23 | 338 | 120 | 1,907 |

Table 11.64: How old were you when you first: began drinking alcoholic beverages regularly, that is, at least once or twice month?

| | Grade 6 | | Grade 8 | | Grade 10 | | Grade 12 | | Combined | |
|---------------|----------|---------|----------|---------|----------|---------|----------|---------|----------|---------|
| | County % | State % | County % | State % | County % | State % | County % | State % | County % | State % |
| Never | 98.9 | 98.2 | 96.8 | 96.0 | 94.5 | 92.2 | 91.2 | 86.8 | 95.9 | 94.4 |
| 10 or younger | 1.0 | 0.9 | 0.4 | 0.6 | 0.3 | 0.4 | 0.2 | 0.3 | 0.5 | 0.6 |
| 11 | 0.0 | 0.4 | 0.7 | 0.5 | 0.1 | 0.3 | 0.2 | 0.2 | 0.3 | 0.4 |
| 12 | 0.0 | 0.1 | 0.8 | 0.8 | 0.5 | 0.5 | 0.2 | 0.4 | 0.4 | 0.5 |
| 13 | 0.0 | 0.0 | 1.2 | 1.5 | 0.9 | 1.0 | 0.4 | 0.8 | 0.7 | 0.9 |
| 14 | 0.0 | 0.0 | 0.2 | 0.6 | 1.3 | 1.9 | 1.0 | 1.3 | 0.5 | 0.8 |
| 15 | 0.0 | 0.0 | 0.0 | 0.0 | 2.0 | 2.9 | 1.8 | 1.9 | 0.7 | 1.0 |
| 16 | 0.0 | 0.0 | 0.0 | 0.0 | 0.3 | 0.7 | 2.3 | 3.7 | 0.4 | 0.7 |
| 17 or older | 0.1 | 0.2 | 0.0 | 0.0 | 0.0 | 0.1 | 2.7 | 4.6 | 0.5 | 0.8 |
| N of Valid | 893 | 13,037 | 1,052 | 13,403 | 743 | 10,070 | 513 | 6,618 | 3,201 | 43,128 |
| N of Miss | 26 | 584 | 17 | 488 | 49 | 509 | 23 | 342 | 115 | 1,923 |

Table 11.65: How old were you when you first: got suspended from school?

| | Grade 6 | | Grade 8 | | Grade 10 | | Grade 12 | | Combined | |
|---------------|----------|---------|----------|---------|----------|---------|----------|---------|----------|---------|
| | County % | State % | County % | State % | County % | State % | County % | State % | County % | State % |
| Never | 87.2 | 85.1 | 75.2 | 77.6 | 77.6 | 77.5 | 80.6 | 78.8 | 80.0 | 80.0 |
| 10 or younger | 6.9 | 8.2 | 6.4 | 6.4 | 6.5 | 5.3 | 5.6 | 5.2 | 6.4 | 6.5 |
| 11 | 4.7 | 5.0 | 3.7 | 3.6 | 1.8 | 1.9 | 1.4 | 1.7 | 3.2 | 3.4 |
| 12 | 1.2 | 1.4 | 6.9 | 5.4 | 2.3 | 2.8 | 3.3 | 2.3 | 3.7 | 3.1 |
| 13 | 0.0 | 0.1 | 6.5 | 5.8 | 3.8 | 4.3 | 1.6 | 2.6 | 3.3 | 3.2 |
| 14 | 0.0 | 0.0 | 1.2 | 1.1 | 5.1 | 4.7 | 2.1 | 2.4 | 1.9 | 1.8 |
| 15 | 0.0 | 0.0 | 0.0 | 0.0 | 2.6 | 2.9 | 2.7 | 2.7 | 1.0 | 1.1 |
| 16 | 0.0 | 0.0 | 0.0 | 0.0 | 0.3 | 0.5 | 1.9 | 2.7 | 0.4 | 0.5 |
| 17 or older | 0.0 | 0.1 | 0.0 | 0.0 | 0.1 | 0.1 | 0.8 | 1.5 | 0.2 | 0.3 |
| N of Valid | 889 | 13,049 | 1,054 | 13,416 | 742 | 10,087 | 515 | 6,635 | 3,200 | 43,187 |
| N of Miss | 30 | 572 | 15 | 475 | 50 | 492 | 21 | 325 | 116 | 1,864 |

Table 11.66: How old were you when you first: got arrested?

| | Grade 6 | | Grade 8 | | Grade 10 | | Grade 12 | | Combined | |
|---------------|----------|---------|----------|---------|----------|---------|----------|---------|----------|---------|
| | County % | State % | County % | State % | County % | State % | County % | State % | County % | State % |
| Never | 98.4 | 98.9 | 97.2 | 97.7 | 98.0 | 97.4 | 99.0 | 97.2 | 98.0 | 97.9 |
| 10 or younger | 1.0 | 0.6 | 1.2 | 0.5 | 0.4 | 0.2 | 0.0 | 0.1 | 0.8 | 0.4 |
| 11 | 0.3 | 0.2 | 0.6 | 0.3 | 0.0 | 0.2 | 0.2 | 0.2 | 0.3 | 0.3 |
| 12 | 0.1 | 0.2 | 0.2 | 0.5 | 0.3 | 0.3 | 0.0 | 0.1 | 0.2 | 0.3 |
| 13 | 0.0 | 0.0 | 0.5 | 0.7 | 0.3 | 0.4 | 0.2 | 0.3 | 0.3 | 0.4 |
| 14 | 0.0 | 0.0 | 0.3 | 0.2 | 0.1 | 0.7 | 0.0 | 0.3 | 0.1 | 0.3 |
| 15 | 0.1 | 0.0 | 0.0 | 0.0 | 0.8 | 0.6 | 0.0 | 0.6 | 0.2 | 0.3 |
| 16 | 0.0 | 0.0 | 0.0 | 0.0 | 0.1 | 0.1 | 0.6 | 0.6 | 0.1 | 0.1 |
| 17 or older | 0.0 | 0.0 | 0.0 | 0.0 | 0.0 | 0.0 | 0.0 | 0.5 | 0.0 | 0.1 |
| N of Valid | 890 | 13,021 | 1,051 | 13,392 | 742 | 10,079 | 512 | 6,623 | 3,195 | 43,115 |
| N of Miss | 29 | 600 | 18 | 499 | 50 | 500 | 24 | 337 | 121 | 1,936 |

Table 11.67: How old were you when you first: carried a handgun?

| | Grade 6 | | Grade 8 | | Grade 10 | | Grade 12 | | Combined | |
|---------------|----------|---------|----------|---------|----------|---------|----------|---------|----------|---------|
| | County % | State % | County % | State % | County % | State % | County % | State % | County % | State % |
| Never | 95.6 | 91.4 | 89.6 | 91.3 | 94.1 | 92.6 | 94.9 | 92.7 | 93.2 | 91.8 |
| 10 or younger | 3.0 | 4.7 | 4.6 | 3.2 | 2.2 | 2.3 | 1.4 | 1.7 | 3.1 | 3.2 |
| 11 | 0.8 | 2.7 | 1.5 | 1.5 | 0.4 | 0.7 | 0.0 | 0.4 | 0.8 | 1.5 |
| 12 | 0.2 | 0.9 | 1.7 | 1.5 | 0.5 | 0.8 | 0.6 | 0.6 | 0.8 | 1.0 |
| 13 | 0.0 | 0.1 | 1.9 | 1.9 | 0.7 | 0.9 | 0.8 | 0.6 | 0.9 | 0.9 |
| 14 | 0.0 | 0.0 | 0.6 | 0.5 | 0.7 | 1.0 | 0.4 | 0.6 | 0.4 | 0.5 |
| 15 | 0.0 | 0.0 | 0.1 | 0.1 | 1.2 | 1.1 | 1.0 | 0.9 | 0.5 | 0.4 |
| 16 | 0.0 | 0.0 | 0.0 | 0.0 | 0.1 | 0.5 | 0.4 | 1.1 | 0.1 | 0.3 |
| 17 or older | 0.3 | 0.2 | 0.0 | 0.1 | 0.1 | 0.1 | 0.6 | 1.3 | 0.2 | 0.3 |
| N of Valid | 889 | 13,007 | 1,050 | 13,366 | 744 | 10,066 | 514 | 6,613 | 3,197 | 43,052 |
| N of Miss | 30 | 614 | 19 | 525 | 48 | 513 | 22 | 347 | 119 | 1,999 |

Table 11.68: How old were you when you first: used a vaping product like e-cigarettes, e-cigars, or e-hookahs?

| | Grade 6 | | Grade 8 | | Grade 10 | | Grade 12 | | Combined | |
|---------------|----------|---------|----------|---------|----------|---------|----------|---------|----------|---------|
| | County % | State % | County % | State % | County % | State % | County % | State % | County % | State % |
| Never | 97.8 | 94.4 | 88.8 | 87.6 | 86.0 | 82.6 | 83.4 | 78.4 | 89.8 | 87.1 |
| 10 or younger | 0.9 | 3.1 | 1.9 | 2.0 | 0.8 | 1.4 | 1.0 | 0.6 | 1.2 | 2.0 |
| 11 | 1.0 | 1.9 | 2.4 | 2.4 | 0.8 | 1.4 | 0.8 | 0.9 | 1.4 | 1.8 |
| 12 | 0.1 | 0.5 | 3.8 | 3.5 | 2.8 | 2.7 | 1.0 | 1.7 | 2.1 | 2.1 |
| 13 | 0.1 | 0.0 | 2.8 | 3.6 | 3.4 | 4.2 | 2.2 | 3.5 | 2.1 | 2.6 |
| 14 | 0.0 | 0.0 | 0.2 | 0.8 | 3.1 | 4.1 | 3.7 | 4.2 | 1.4 | 1.9 |
| 15 | 0.1 | 0.0 | 0.1 | 0.1 | 2.3 | 3.1 | 4.1 | 3.8 | 1.3 | 1.3 |
| 16 | 0.0 | 0.0 | 0.0 | 0.0 | 0.8 | 0.6 | 2.7 | 4.1 | 0.6 | 0.8 |
| 17 or older | 0.0 | 0.0 | 0.1 | 0.0 | 0.0 | 0.0 | 1.2 | 2.8 | 0.2 | 0.5 |
| N of Valid | 891 | 13,036 | 1,052 | 13,412 | 743 | 10,074 | 511 | 6,628 | 3,197 | 43,150 |
| N of Miss | 28 | 585 | 17 | 479 | 49 | 505 | 25 | 332 | 119 | 1,901 |

Table 11.69: How old were you when you first: used prescription drugs not prescribed to you?

| | Grade 6 | | Grade 8 | | Grade 10 | | Grade 12 | | Combined | |
|---------------|----------|---------|----------|---------|----------|---------|----------|---------|----------|---------|
| | County % | State % | County % | State % | County % | State % | County % | State % | County % | State % |
| Never | 98.3 | 97.7 | 95.5 | 96.2 | 96.5 | 95.7 | 96.9 | 95.8 | 96.7 | 96.5 |
| 10 or younger | 1.0 | 1.4 | 1.3 | 1.3 | 0.8 | 1.1 | 0.4 | 0.5 | 1.0 | 1.2 |
| 11 | 0.5 | 0.5 | 0.6 | 0.5 | 0.4 | 0.3 | 0.0 | 0.2 | 0.4 | 0.4 |
| 12 | 0.1 | 0.2 | 0.8 | 0.6 | 0.3 | 0.5 | 0.0 | 0.4 | 0.3 | 0.4 |
| 13 | 0.0 | 0.1 | 1.5 | 1.0 | 0.7 | 0.6 | 0.2 | 0.5 | 0.7 | 0.5 |
| 14 | 0.0 | 0.0 | 0.3 | 0.2 | 0.7 | 0.9 | 0.8 | 0.8 | 0.4 | 0.4 |
| 15 | 0.1 | 0.0 | 0.0 | 0.0 | 0.5 | 0.7 | 1.0 | 0.7 | 0.3 | 0.3 |
| 16 | 0.0 | 0.0 | 0.0 | 0.0 | 0.1 | 0.2 | 0.4 | 0.6 | 0.1 | 0.1 |
| 17 or older | 0.0 | 0.0 | 0.0 | 0.0 | 0.0 | 0.0 | 0.4 | 0.6 | 0.1 | 0.1 |
| N of Valid | 886 | 13,038 | 1,052 | 13,421 | 744 | 10,082 | 513 | 6,633 | 3,195 | 43,174 |
| N of Miss | 33 | 583 | 17 | 470 | 48 | 497 | 23 | 327 | 121 | 1,877 |

Table 11.70: How wrong do you think it is for someone your age to: steal anything?

| | Grade 6 | | Grade 8 | | Grade 10 | | Grade 12 | | Combined | |
|--------------------|----------|---------|----------|---------|----------|---------|----------|---------|----------|---------|
| | County % | State % | County % | State % | County % | State % | County % | State % | County % | State % |
| Very wrong | 50.6 | 52.4 | 37.2 | 45.6 | 42.2 | 49.1 | 51.7 | 57.2 | 44.4 | 50.2 |
| Wrong | 41.9 | 38.3 | 48.3 | 42.4 | 45.6 | 39.5 | 37.4 | 32.7 | 44.1 | 39.0 |
| A little bit wrong | 7.2 | 8.3 | 13.9 | 11.1 | 11.1 | 10.5 | 10.1 | 9.2 | 10.8 | 9.8 |
| Not at all wrong | 0.3 | 0.9 | 0.7 | 0.9 | 1.1 | 1.0 | 0.8 | 1.0 | 0.7 | 0.9 |
| N of Valid | 893 | 13,102 | 1,060 | 13,485 | 746 | 10,137 | 516 | 6,655 | 3,215 | 43,379 |
| N of Miss | 26 | 519 | 9 | 406 | 46 | 442 | 20 | 305 | 101 | 1,672 |

Table 11.71: How wrong do you think it is for someone your age to: pick a fight with someone?

| | Grade 6 | | Grade 8 | | Grade 10 | | Grade 12 | | Combined | |
|--------------------|----------|---------|----------|---------|----------|---------|----------|---------|----------|---------|
| | County % | State % | County % | State % | County % | State % | County % | State % | County % | State % |
| Very wrong | 39.3 | 39.8 | 24.3 | 30.7 | 30.6 | 34.4 | 38.1 | 41.9 | 32.1 | 36.0 |
| Wrong | 44.1 | 39.5 | 44.7 | 42.4 | 43.9 | 41.0 | 41.9 | 37.5 | 43.9 | 40.4 |
| A little bit wrong | 14.4 | 17.5 | 27.8 | 23.9 | 23.0 | 22.3 | 18.6 | 18.2 | 21.5 | 20.7 |
| Not at all wrong | 2.1 | 3.2 | 3.3 | 3.1 | 2.4 | 2.4 | 1.4 | 2.4 | 2.5 | 2.9 |
| N of Valid | 888 | 12,961 | 1,059 | 13,391 | 742 | 10,058 | 515 | 6,636 | 3,204 | 43,046 |
| N of Miss | 31 | 660 | 10 | 500 | 50 | 521 | 21 | 324 | 112 | 2,005 |

Table 11.72: How wrong do you think it is for someone your age to: attack someone with the idea of seriously hurting them?

| | Grade 6 | | Grade 8 | | Grade 10 | | Grade 12 | | Combined | |
|--------------------|----------|---------|----------|---------|----------|---------|----------|---------|----------|---------|
| | County % | State % | County % | State % | County % | State % | County % | State % | County % | State % |
| Very wrong | 85.2 | 81.0 | 67.8 | 72.8 | 72.8 | 72.5 | 74.6 | 75.4 | 74.9 | 75.6 |
| Wrong | 11.8 | 13.7 | 24.1 | 20.1 | 19.7 | 20.9 | 20.8 | 18.3 | 19.1 | 18.1 |
| A little bit wrong | 1.9 | 3.6 | 6.5 | 5.4 | 5.5 | 5.2 | 3.9 | 5.2 | 4.6 | 4.8 |
| Not at all wrong | 1.0 | 1.7 | 1.6 | 1.6 | 2.0 | 1.3 | 0.8 | 1.1 | 1.4 | 1.5 |
| N of Valid | 888 | 13,033 | 1,059 | 13,421 | 745 | 10,093 | 515 | 6,639 | 3,207 | 43,186 |
| N of Miss | 31 | 588 | 10 | 470 | 47 | 486 | 21 | 321 | 109 | 1,865 |

Table 11.73: How wrong do you think it is for someone your age to: stay away from school all day when their parents think they are at school?

| | Grade 6 | | Grade 8 | | Grade 10 | | Grade 12 | | Combined | |
|--------------------|----------|---------|----------|---------|----------|---------|----------|---------|----------|---------|
| | County % | State % | County % | State % | County % | State % | County % | State % | County % | State % |
| Very wrong | 65.2 | 64.1 | 44.5 | 49.7 | 42.0 | 46.0 | 42.6 | 46.3 | 49.3 | 52.7 |
| Wrong | 28.6 | 27.7 | 39.4 | 36.7 | 40.7 | 38.0 | 36.4 | 34.2 | 36.2 | 33.9 |
| A little bit wrong | 5.6 | 6.4 | 14.2 | 11.8 | 15.8 | 14.1 | 19.6 | 17.1 | 13.1 | 11.5 |
| Not at all wrong | 0.6 | 1.8 | 1.9 | 1.8 | 1.5 | 2.0 | 1.4 | 2.5 | 1.3 | 1.9 |
| N of Valid | 885 | 13,034 | 1,058 | 13,437 | 745 | 10,114 | 514 | 6,646 | 3,202 | 43,231 |
| N of Miss | 34 | 587 | 11 | 454 | 47 | 465 | 22 | 314 | 114 | 1,820 |

Table 11.74: How wrong do you think it is for someone your age to: drink beer, wine, or hard liquor (for example, vodka, whiskey, or gin) regularly?

| | Grade 6 | | Grade 8 | | Grade 10 | | Grade 12 | | Combined | |
|--------------------|----------|---------|----------|---------|----------|---------|----------|---------|----------|---------|
| | County % | State % | County % | State % | County % | State % | County % | State % | County % | State % |
| Very wrong | 90.4 | 87.3 | 70.7 | 73.2 | 64.0 | 61.1 | 53.6 | 55.6 | 71.8 | 71.9 |
| Wrong | 7.7 | 8.9 | 19.6 | 18.5 | 23.1 | 25.1 | 29.1 | 25.2 | 18.7 | 18.2 |
| A little bit wrong | 1.6 | 2.7 | 8.1 | 6.9 | 10.6 | 11.1 | 13.8 | 15.0 | 7.8 | 7.9 |
| Not at all wrong | 0.3 | 1.1 | 1.5 | 1.4 | 2.3 | 2.7 | 3.5 | 4.2 | 1.7 | 2.1 |
| N of Valid | 884 | 13,036 | 1,056 | 13,448 | 745 | 10,111 | 515 | 6,640 | 3,200 | 43,235 |
| N of Miss | 35 | 585 | 13 | 443 | 47 | 468 | 21 | 320 | 116 | 1,816 |

Table 11.75: How wrong do you think it is for someone your age to: take a handgun to school?

| | Grade 6 | | Grade 8 | | Grade 10 | | Grade 12 | | Combined | |
|--------------------|----------|---------|----------|---------|----------|---------|----------|---------|----------|---------|
| | County % | State % | County % | State % | County % | State % | County % | State % | County % | State % |
| Very wrong | 96.3 | 95.0 | 93.9 | 94.3 | 95.4 | 94.2 | 92.6 | 94.3 | 94.7 | 94.5 |
| Wrong | 2.9 | 3.3 | 5.3 | 4.2 | 3.4 | 4.7 | 5.8 | 4.3 | 4.3 | 4.0 |
| A little bit wrong | 0.2 | 0.8 | 0.4 | 0.8 | 0.5 | 0.7 | 1.2 | 0.8 | 0.5 | 0.8 |
| Not at all wrong | 0.6 | 0.9 | 0.4 | 0.7 | 0.7 | 0.5 | 0.4 | 0.6 | 0.5 | 0.7 |
| N of Valid | 875 | 12,949 | 1,054 | 13,393 | 745 | 10,084 | 514 | 6,633 | 3,188 | 43,059 |
| N of Miss | 44 | 672 | 15 | 498 | 47 | 495 | 22 | 327 | 128 | 1,992 |

Table 11.76: How wrong do you think it is for someone your age to: smoke cigarettes?

| | Grade 6 | | Grade 8 | | Grade 10 | | Grade 12 | | Combined | |
|--------------------|----------|---------|----------|---------|----------|---------|----------|---------|----------|---------|
| | County % | State % | County % | State % | County % | State % | County % | State % | County % | State % |
| Very wrong | 89.7 | 87.8 | 71.6 | 75.8 | 66.6 | 66.9 | 58.8 | 63.1 | 73.4 | 75.4 |
| Wrong | 9.5 | 9.9 | 23.3 | 19.6 | 27.1 | 25.7 | 30.2 | 25.4 | 21.4 | 19.0 |
| A little bit wrong | 0.6 | 1.6 | 4.6 | 3.7 | 5.0 | 5.9 | 9.1 | 8.8 | 4.3 | 4.4 |
| Not at all wrong | 0.2 | 0.8 | 0.6 | 0.9 | 1.3 | 1.4 | 1.9 | 2.7 | 0.9 | 1.3 |
| N of Valid | 886 | 13,068 | 1,058 | 13,462 | 746 | 10,121 | 514 | 6,650 | 3,204 | 43,301 |
| N of Miss | 33 | 553 | 11 | 429 | 46 | 458 | 22 | 310 | 112 | 1,750 |

Table 11.77: How wrong do you think it is for someone your age to: smoke marijuana?

| | Grade 6 | | Grade 8 | | Grade 10 | | Grade 12 | | Combined | |
|--------------------|----------|---------|----------|---------|----------|---------|----------|---------|----------|---------|
| | County % | State % | County % | State % | County % | State % | County % | State % | County % | State % |
| Very wrong | 93.8 | 91.0 | 73.9 | 76.6 | 62.2 | 63.0 | 51.1 | 53.4 | 73.0 | 74.2 |
| Wrong | 5.7 | 6.8 | 17.7 | 15.9 | 22.8 | 22.4 | 23.8 | 22.5 | 16.5 | 15.7 |
| A little bit wrong | 0.2 | 1.3 | 7.1 | 5.6 | 12.0 | 10.6 | 17.7 | 16.5 | 8.1 | 7.1 |
| Not at all wrong | 0.3 | 0.9 | 1.3 | 2.0 | 2.9 | 4.0 | 7.4 | 7.6 | 2.4 | 3.0 |
| N of Valid | 883 | 13,029 | 1,058 | 13,430 | 747 | 10,093 | 513 | 6,630 | 3,201 | 43,182 |
| N of Miss | 36 | 592 | 11 | 461 | 45 | 486 | 23 | 330 | 115 | 1,869 |

Table 11.78: How wrong do you think it is for someone your age to: use prescription drugs or non-prescription drugs for the purpose of getting high?

| | Grade 6 | | Grade 8 | | Grade 10 | | Grade 12 | | Combined | |
|--------------------|----------|---------|----------|---------|----------|---------|----------|---------|----------|---------|
| | County % | State % | County % | State % | County % | State % | County % | State % | County % | State % |
| Very wrong | 93.9 | 92.2 | 81.4 | 84.5 | 77.0 | 79.5 | 73.5 | 79.4 | 82.6 | 84.9 |
| Wrong | 5.3 | 6.0 | 15.5 | 12.6 | 20.3 | 17.2 | 22.2 | 16.8 | 14.9 | 12.4 |
| A little bit wrong | 0.6 | 1.0 | 2.6 | 2.1 | 1.9 | 2.6 | 3.3 | 2.9 | 2.0 | 2.0 |
| Not at all wrong | 0.2 | 0.8 | 0.5 | 0.8 | 0.8 | 0.7 | 1.0 | 0.9 | 0.6 | 0.8 |
| N of Valid | 880 | 13,027 | 1,051 | 13,436 | 745 | 10,098 | 514 | 6,630 | 3,190 | 43,191 |
| N of Miss | 39 | 594 | 18 | 455 | 47 | 481 | 22 | 330 | 126 | 1,860 |

Table 11.79: How wrong do you think it is for someone your age to: use LSD, cocaine, amphetamines or another illegal drug?

| | Grade 6 | | Grade 8 | | Grade 10 | | Grade 12 | | Combined | |
|--------------------|----------|---------|----------|---------|----------|---------|----------|---------|----------|---------|
| | County % | State % | County % | State % | County % | State % | County % | State % | County % | State % |
| Very wrong | 97.1 | 95.5 | 89.1 | 91.1 | 87.1 | 87.4 | 82.9 | 87.2 | 89.8 | 91.0 |
| Wrong | 2.6 | 3.5 | 9.5 | 7.5 | 11.3 | 10.9 | 14.0 | 10.3 | 8.7 | 7.5 |
| A little bit wrong | 0.0 | 0.3 | 1.0 | 0.9 | 0.8 | 1.2 | 2.3 | 1.6 | 0.9 | 0.9 |
| Not at all wrong | 0.3 | 0.7 | 0.4 | 0.5 | 0.8 | 0.5 | 0.8 | 0.8 | 0.5 | 0.6 |
| N of Valid | 883 | 13,032 | 1,058 | 13,449 | 746 | 10,113 | 514 | 6,644 | 3,201 | 43,238 |
| N of Miss | 36 | 589 | 11 | 442 | 46 | 466 | 22 | 316 | 115 | 1,813 |

Table 11.80: How wrong do you think it is for someone your age to: use a vaping product like e-cigarettes, e-cigars, or e-hookahs?

| | Grade 6 | | Grade 8 | | Grade 10 | | Grade 12 | | Combined | |
|--------------------|----------|---------|----------|---------|----------|---------|----------|---------|----------|---------|
| | County % | State % | County % | State % | County % | State % | County % | State % | County % | State % |
| Very wrong | 90.1 | 87.6 | 69.8 | 73.7 | 63.3 | 63.7 | 56.4 | 58.3 | 71.7 | 73.2 |
| Wrong | 8.8 | 9.0 | 22.0 | 18.5 | 25.6 | 24.6 | 27.7 | 24.6 | 20.1 | 18.0 |
| A little bit wrong | 0.3 | 2.4 | 6.7 | 5.9 | 9.6 | 9.2 | 13.0 | 12.9 | 6.6 | 6.7 |
| Not at all wrong | 0.8 | 1.0 | 1.5 | 1.9 | 1.5 | 2.5 | 2.9 | 4.2 | 1.5 | 2.1 |
| N of Valid | 887 | 13,059 | 1,059 | 13,468 | 747 | 10,120 | 516 | 6,650 | 3,209 | 43,297 |
| N of Miss | 32 | 562 | 10 | 423 | 45 | 459 | 20 | 310 | 107 | 1,754 |

Table 11.81: How many times in the past year (12 months) have you: been suspended from school?

| | Grade 6 | | Grade 8 | | Grade 10 | | Grade 12 | | Combined | |
|--------------|----------|---------|----------|---------|----------|---------|----------|---------|----------|---------|
| | County % | State % | County % | State % | County % | State % | County % | State % | County % | State % |
| Never | 90.0 | 87.9 | 82.2 | 84.0 | 88.5 | 87.1 | 91.9 | 90.5 | 87.4 | 86.9 |
| 1 or 2 times | 8.4 | 9.6 | 14.0 | 12.3 | 8.9 | 10.5 | 6.3 | 7.5 | 10.1 | 10.3 |
| 3 to 5 times | 1.6 | 1.7 | 2.4 | 2.6 | 1.2 | 1.6 | 1.4 | 1.4 | 1.7 | 1.9 |
| 6 to 9 times | 0.0 | 0.3 | 0.8 | 0.5 | 1.0 | 0.3 | 0.0 | 0.2 | 0.5 | 0.4 |
| 10+ times | 0.0 | 0.5 | 0.7 | 0.7 | 0.4 | 0.4 | 0.4 | 0.4 | 0.4 | 0.5 |
| N of Valid | 884 | 13,013 | 1,054 | 13,404 | 728 | 10,037 | 506 | 6,595 | 3,172 | 43,049 |
| N of Miss | 35 | 608 | 15 | 487 | 64 | 542 | 30 | 365 | 144 | 2,002 |

Table 11.82: How many times in the past year (12 months) have you: carried a handgun?

| | Grade 6 | | Grade 8 | | Grade 10 | | Grade 12 | | Combined | |
|--------------|----------|---------|----------|---------|----------|---------|----------|---------|----------|---------|
| | County % | State % | County % | State % | County % | State % | County % | State % | County % | State % |
| Never | 97.3 | 92.8 | 91.4 | 93.1 | 95.2 | 94.1 | 96.4 | 94.3 | 94.7 | 93.4 |
| 1 or 2 times | 2.0 | 4.2 | 4.1 | 3.9 | 2.5 | 2.9 | 2.0 | 2.4 | 2.8 | 3.5 |
| 3 to 5 times | 0.2 | 1.1 | 1.5 | 1.2 | 1.1 | 1.1 | 1.0 | 1.0 | 1.0 | 1.1 |
| 6 to 9 times | 0.1 | 0.4 | 1.0 | 0.5 | 0.3 | 0.4 | 0.0 | 0.5 | 0.4 | 0.5 |
| 10+ times | 0.3 | 1.4 | 2.0 | 1.4 | 1.0 | 1.4 | 0.6 | 1.9 | 1.1 | 1.5 |
| N of Valid | 882 | 12,960 | 1,047 | 13,360 | 728 | 10,006 | 503 | 6,586 | 3,160 | 42,912 |
| N of Miss | 37 | 661 | 22 | 531 | 64 | 573 | 33 | 374 | 156 | 2,139 |

Table 11.83: How many times in the past year (12 months) have you: sold illegal drugs?

| | Grade 6 | | Grade 8 | | Grade 10 | | Grade 12 | | Combined | |
|--------------|----------|---------|----------|---------|----------|---------|----------|---------|----------|---------|
| | County % | State % | County % | State % | County % | State % | County % | State % | County % | State % |
| Never | 99.7 | 99.7 | 99.5 | 99.2 | 99.6 | 98.4 | 98.6 | 98.1 | 99.4 | 99.0 |
| 1 or 2 times | 0.2 | 0.1 | 0.4 | 0.5 | 0.3 | 0.8 | 0.2 | 0.8 | 0.3 | 0.5 |
| 3 to 5 times | 0.1 | 0.1 | 0.0 | 0.1 | 0.1 | 0.3 | 0.8 | 0.4 | 0.2 | 0.2 |
| 6 to 9 times | 0.0 | 0.0 | 0.0 | 0.0 | 0.0 | 0.1 | 0.0 | 0.2 | 0.0 | 0.1 |
| 10+ times | 0.0 | 0.0 | 0.1 | 0.1 | 0.0 | 0.3 | 0.4 | 0.5 | 0.1 | 0.2 |
| N of Valid | 884 | 12,963 | 1,050 | 13,364 | 726 | 10,002 | 506 | 6,581 | 3,166 | 42,910 |
| N of Miss | 35 | 658 | 19 | 527 | 66 | 577 | 30 | 379 | 150 | 2,141 |

Table 11.84: How many times in the past year (12 months) have you: stolen anything?

| | Grade 6 | | Grade 8 | | Grade 10 | | Grade 12 | | Combined | |
|--------------|----------|---------|----------|---------|----------|---------|----------|---------|----------|---------|
| | County % | State % | County % | State % | County % | State % | County % | State % | County % | State % |
| Never | 84.2 | 78.8 | 76.6 | 78.8 | 85.7 | 83.2 | 89.5 | 87.7 | 82.9 | 81.2 |
| 1 or 2 times | 11.6 | 15.7 | 16.4 | 15.0 | 9.8 | 11.5 | 6.9 | 7.6 | 12.0 | 13.3 |
| 3 to 5 times | 1.6 | 2.9 | 4.2 | 3.5 | 2.8 | 3.0 | 1.6 | 2.3 | 2.7 | 3.0 |
| 6 to 9 times | 0.8 | 0.9 | 0.9 | 0.9 | 0.6 | 0.8 | 0.2 | 0.8 | 0.7 | 0.9 |
| 10+ times | 1.8 | 1.7 | 1.9 | 1.8 | 1.2 | 1.5 | 1.8 | 1.6 | 1.7 | 1.7 |
| N of Valid | 878 | 12,931 | 1,048 | 13,311 | 727 | 9,971 | 505 | 6,556 | 3,158 | 42,769 |
| N of Miss | 41 | 690 | 21 | 580 | 65 | 608 | 31 | 404 | 158 | 2,282 |

Table 11.85: How many times in the past year (12 months) have you: participated in clubs, organizations or activities at school?

| | Grade 6 | | Grade 8 | | Grade 10 | | Grade 12 | | Combined | |
|--------------|----------|---------|----------|---------|----------|---------|----------|---------|----------|---------|
| | County % | State % | County % | State % | County % | State % | County % | State % | County % | State % |
| Never | 49.0 | 43.4 | 30.9 | 35.4 | 26.3 | 32.8 | 34.5 | 34.1 | 35.4 | 37.0 |
| 1 or 2 times | 24.8 | 22.0 | 27.4 | 21.4 | 18.6 | 16.9 | 14.7 | 15.6 | 22.6 | 19.7 |
| 3 to 5 times | 11.3 | 14.6 | 19.3 | 15.9 | 17.3 | 16.1 | 15.6 | 15.0 | 16.0 | 15.4 |
| 6 to 9 times | 4.9 | 5.7 | 3.4 | 6.0 | 5.6 | 7.0 | 5.9 | 7.5 | 4.7 | 6.4 |
| 10+ times | 10.0 | 14.3 | 19.0 | 21.3 | 32.2 | 27.1 | 29.3 | 27.8 | 21.2 | 21.6 |
| N of Valid | 879 | 12,889 | 1,052 | 13,341 | 730 | 10,004 | 505 | 6,588 | 3,166 | 42,822 |
| N of Miss | 40 | 732 | 17 | 550 | 62 | 575 | 31 | 372 | 150 | 2,229 |

Table 11.86: How many times in the past year (12 months) have you: been arrested?

| | Grade 6 | | Grade 8 | | Grade 10 | | Grade 12 | | Combined | |
|--------------|----------|---------|----------|---------|----------|---------|----------|---------|----------|---------|
| | County % | State % | County % | State % | County % | State % | County % | State % | County % | State % |
| Never | 98.8 | 99.0 | 98.5 | 98.1 | 98.3 | 97.8 | 98.8 | 98.2 | 98.6 | 98.3 |
| 1 or 2 times | 0.9 | 0.7 | 1.1 | 1.5 | 1.5 | 1.6 | 1.0 | 1.4 | 1.1 | 1.3 |
| 3 to 5 times | 0.1 | 0.2 | 0.3 | 0.3 | 0.1 | 0.3 | 0.0 | 0.2 | 0.2 | 0.2 |
| 6 to 9 times | 0.0 | 0.1 | 0.1 | 0.1 | 0.0 | 0.1 | 0.0 | 0.1 | 0.0 | 0.1 |
| 10+ times | 0.2 | 0.1 | 0.0 | 0.1 | 0.0 | 0.1 | 0.2 | 0.1 | 0.1 | 0.1 |
| N of Valid | 880 | 12,909 | 1,050 | 13,336 | 727 | 9,982 | 505 | 6,573 | 3,162 | 42,800 |
| N of Miss | 39 | 712 | 19 | 555 | 65 | 597 | 31 | 387 | 154 | 2,251 |

Table 11.87: How many times in the past year (12 months) have you: attacked someone with the idea of seriously hurting them?

| | Grade 6 | | Grade 8 | | Grade 10 | | Grade 12 | | Combined | |
|--------------|----------|---------|----------|---------|----------|---------|----------|---------|----------|---------|
| | County % | State % | County % | State % | County % | State % | County % | State % | County % | State % |
| Never | 93.5 | 91.4 | 91.6 | 91.9 | 95.8 | 94.2 | 97.4 | 95.5 | 94.0 | 92.9 |
| 1 or 2 times | 5.2 | 6.4 | 6.3 | 6.0 | 3.2 | 4.4 | 2.2 | 3.2 | 4.6 | 5.3 |
| 3 to 5 times | 1.0 | 1.2 | 1.5 | 1.3 | 0.7 | 0.9 | 0.0 | 0.7 | 0.9 | 1.1 |
| 6 to 9 times | 0.1 | 0.3 | 0.4 | 0.3 | 0.0 | 0.1 | 0.2 | 0.2 | 0.2 | 0.3 |
| 10+ times | 0.1 | 0.6 | 0.2 | 0.4 | 0.4 | 0.4 | 0.2 | 0.4 | 0.2 | 0.5 |
| N of Valid | 881 | 12,958 | 1,051 | 13,353 | 730 | 10,004 | 505 | 6,582 | 3,167 | 42,897 |
| N of Miss | 38 | 663 | 18 | 538 | 62 | 575 | 31 | 378 | 149 | 2,154 |

Table 11.88: How many times in the past year (12 months) have you: been drunk or high at school?

| | Grade 6 | | Grade 8 | | Grade 10 | | Grade 12 | | Combined | |
|--------------|----------|---------|----------|---------|----------|---------|----------|---------|----------|---------|
| | County % | State % | County % | State % | County % | State % | County % | State % | County % | State % |
| Never | 99.5 | 99.2 | 97.0 | 96.1 | 94.8 | 93.9 | 95.3 | 92.8 | 96.9 | 96.0 |
| 1 or 2 times | 0.5 | 0.6 | 2.3 | 2.5 | 2.9 | 3.0 | 1.8 | 3.1 | 1.8 | 2.1 |
| 3 to 5 times | 0.0 | 0.1 | 0.4 | 0.7 | 1.0 | 1.2 | 0.8 | 1.2 | 0.5 | 0.7 |
| 6 to 9 times | 0.0 | 0.0 | 0.1 | 0.2 | 0.4 | 0.3 | 0.8 | 0.6 | 0.3 | 0.2 |
| 10+ times | 0.0 | 0.0 | 0.3 | 0.6 | 1.0 | 1.7 | 1.4 | 2.3 | 0.5 | 0.9 |
| N of Valid | 883 | 12,951 | 1,050 | 13,343 | 729 | 9,992 | 506 | 6,585 | 3,168 | 42,871 |
| N of Miss | 36 | 670 | 19 | 548 | 63 | 587 | 30 | 375 | 148 | 2,180 |

Table 11.89: How many times in the past year (12 months) have you: taken a handgun to school?

| | Grade 6 | | Grade 8 | | Grade 10 | | Grade 12 | | Combined | |
|--------------|----------|---------|----------|---------|----------|---------|----------|---------|----------|---------|
| | County % | State % | County % | State % | County % | State % | County % | State % | County % | State % |
| Never | 100.0 | 99.8 | 99.7 | 99.7 | 99.9 | 99.7 | 99.8 | 99.8 | 99.8 | 99.7 |
| 1 or 2 times | 0.0 | 0.1 | 0.3 | 0.2 | 0.1 | 0.2 | 0.2 | 0.0 | 0.2 | 0.1 |
| 3 to 5 times | 0.0 | 0.0 | 0.0 | 0.1 | 0.0 | 0.1 | 0.0 | 0.1 | 0.0 | 0.1 |
| 6 to 9 times | 0.0 | 0.0 | 0.0 | 0.0 | 0.0 | 0.0 | 0.0 | 0.0 | 0.0 | 0.0 |
| 10+ times | 0.0 | 0.0 | 0.0 | 0.0 | 0.0 | 0.0 | 0.0 | 0.1 | 0.0 | 0.0 |
| N of Valid | 884 | 12,951 | 1,052 | 13,348 | 729 | 10,004 | 504 | 6,584 | 3,169 | 42,887 |
| N of Miss | 35 | 670 | 17 | 543 | 63 | 575 | 32 | 376 | 147 | 2,164 |

Table 11.90: How many times in the past year (12 months) have you: used a vaping product like e-cigarettes, e-cigars, or e-hookahs?

| | Grade 6 | | Grade 8 | | Grade 10 | | Grade 12 | | Combined | |
|--------------|----------|---------|----------|---------|----------|---------|----------|---------|----------|---------|
| | County % | State % | County % | State % | County % | State % | County % | State % | County % | State % |
| Never | 97.5 | 95.5 | 91.5 | 90.0 | 88.6 | 87.1 | 87.7 | 84.3 | 91.9 | 90.1 |
| 1 or 2 times | 1.5 | 2.9 | 4.6 | 4.6 | 4.1 | 4.2 | 3.2 | 3.9 | 3.4 | 3.9 |
| 3 to 5 times | 0.3 | 0.7 | 1.5 | 1.8 | 1.2 | 1.9 | 1.4 | 2.0 | 1.1 | 1.5 |
| 6 to 9 times | 0.2 | 0.2 | 0.3 | 0.6 | 0.8 | 1.0 | 0.8 | 1.1 | 0.5 | 0.7 |
| 10+ times | 0.5 | 0.7 | 2.1 | 3.0 | 5.2 | 5.8 | 6.9 | 8.6 | 3.1 | 3.8 |
| N of Valid | 882 | 12,943 | 1,050 | 13,355 | 728 | 9,998 | 505 | 6,576 | 3,165 | 42,872 |
| N of Miss | 37 | 678 | 19 | 536 | 64 | 581 | 31 | 384 | 151 | 2,179 |

Table 11.91: Have you ever belonged to a gang?

| | Grade 6 | | Grade 8 | | Grade 10 | | Grade 12 | | Combined | |
|--------------------------------|----------|---------|----------|---------|----------|---------|----------|---------|----------|---------|
| | County % | State % | County % | State % | County % | State % | County % | State % | County % | State % |
| No | 96.9 | 94.1 | 96.1 | 95.5 | 97.4 | 96.5 | 97.0 | 97.0 | 96.7 | 95.6 |
| No, but would like to | 0.6 | 1.7 | 0.8 | 1.3 | 0.7 | 1.1 | 1.6 | 1.5 | 0.8 | 1.4 |
| Yes, in the past | 1.6 | 2.7 | 2.3 | 2.1 | 1.4 | 1.4 | 1.2 | 0.8 | 1.7 | 1.9 |
| Yes, belong now | 0.7 | 1.2 | 0.7 | 0.9 | 0.6 | 0.8 | 0.2 | 0.6 | 0.6 | 0.9 |
| Yes, but would like to get out | 0.2 | 0.3 | 0.1 | 0.1 | 0.0 | 0.2 | 0.0 | 0.2 | 0.1 | 0.2 |
| N of Valid | 858 | 12,399 | 1,023 | 12,977 | 717 | 9,815 | 495 | 6,429 | 3,093 | 41,620 |
| N of Miss | 61 | 1,222 | 46 | 914 | 75 | 764 | 41 | 531 | 223 | 3,431 |

Table 11.92: If you have ever belonged to a gang, did that gang have a name?

| | Grade 6 | | Grade 8 | | Grade 10 | | Grade 12 | | Combined | |
|---------------------------------|----------|---------|----------|---------|----------|---------|----------|---------|----------|---------|
| | County % | State % | County % | State % | County % | State % | County % | State % | County % | State % |
| No | 21.0 | 19.1 | 20.8 | 18.7 | 23.8 | 22.1 | 25.0 | 25.3 | 22.2 | 20.6 |
| Yes | 1.6 | 3.4 | 2.1 | 2.6 | 1.8 | 2.1 | 2.2 | 1.5 | 1.9 | 2.6 |
| I have never belonged to a gang | 77.4 | 77.5 | 77.1 | 78.6 | 74.4 | 75.7 | 72.8 | 73.2 | 75.9 | 76.8 |
| N of Valid | 872 | 12,765 | 1,040 | 13,218 | 722 | 9,915 | 504 | 6,517 | 3,138 | 42,415 |
| N of Miss | 47 | 856 | 29 | 673 | 70 | 664 | 32 | 443 | 178 | 2,636 |

Table 11.93: How much do you think people risk harming themselves (physically or in other ways) if they: smoke one or more packs of cigarettes per day?

| | Grade 6 | | Grade 8 | | Grade 10 | | Grade 12 | | Combined | |
|----------------------------|----------|---------|----------|---------|----------|---------|----------|---------|----------|---------|
| | County % | State % | County % | State % | County % | State % | County % | State % | County % | State % |
| No risk | 15.0 | 18.2 | 8.5 | 12.0 | 9.2 | 10.7 | 9.1 | 11.2 | 10.5 | 13.4 |
| Slight risk | 6.1 | 7.2 | 5.8 | 6.2 | 5.2 | 6.0 | 4.2 | 5.0 | 5.5 | 6.3 |
| Moderate risk | 15.8 | 16.2 | 19.2 | 18.2 | 18.1 | 18.4 | 11.9 | 15.9 | 16.8 | 17.3 |
| Great risk | 56.8 | 52.0 | 61.0 | 59.3 | 62.6 | 60.3 | 68.6 | 63.2 | 61.4 | 57.9 |
| Can't say, drug unfamiliar | 6.2 | 6.3 | 5.5 | 4.4 | 4.9 | 4.6 | 6.3 | 4.8 | 5.7 | 5.1 |
| N of Valid | 880 | 12,896 | 1,052 | 13,356 | 730 | 10,001 | 506 | 6,571 | 3,168 | 42,824 |
| N of Miss | 39 | 725 | 17 | 535 | 62 | 578 | 30 | 389 | 148 | 2,227 |

Table 11.94: How much do you think people risk harming themselves (physically or in other ways) if they: try marijuana once or twice?

| | Grade 6 | | Grade 8 | | Grade 10 | | Grade 12 | | Combined | |
|----------------------------|----------|---------|----------|---------|----------|---------|----------|---------|----------|---------|
| | County % | State % | County % | State % | County % | State % | County % | State % | County % | State % |
| No risk | 18.0 | 21.3 | 18.5 | 20.3 | 25.7 | 26.3 | 36.9 | 35.0 | 22.9 | 24.3 |
| Slight risk | 15.0 | 19.4 | 27.1 | 27.1 | 30.1 | 29.3 | 25.3 | 26.9 | 24.2 | 25.3 |
| Moderate risk | 21.1 | 20.6 | 23.8 | 22.2 | 17.7 | 18.9 | 13.3 | 15.3 | 20.0 | 19.9 |
| Great risk | 30.1 | 27.2 | 22.2 | 23.8 | 18.7 | 19.7 | 17.7 | 17.2 | 22.8 | 22.9 |
| Can't say, drug unfamiliar | 15.9 | 11.5 | 8.4 | 6.6 | 7.8 | 5.8 | 6.8 | 5.6 | 10.1 | 7.7 |
| N of Valid | 874 | 12,762 | 1,047 | 13,247 | 728 | 9,920 | 502 | 6,525 | 3,151 | 42,454 |
| N of Miss | 45 | 859 | 22 | 644 | 64 | 659 | 34 | 435 | 165 | 2,597 |

Table 11.95: How much do you think people risk harming themselves (physically or in other ways) if they: smoke marijuana once or twice a week?

| | Grade 6 | | Grade 8 | | Grade 10 | | Grade 12 | | Combined | |
|----------------------------|----------|---------|----------|---------|----------|---------|----------|---------|----------|---------|
| | County % | State % | County % | State % | County % | State % | County % | State % | County % | State % |
| No risk | 16.6 | 19.6 | 11.5 | 15.3 | 13.6 | 16.8 | 20.3 | 21.4 | 14.8 | 17.9 |
| Slight risk | 5.7 | 9.0 | 14.1 | 13.2 | 19.3 | 18.6 | 23.1 | 22.9 | 14.4 | 14.7 |
| Moderate risk | 17.8 | 19.9 | 23.6 | 26.2 | 27.3 | 27.0 | 24.9 | 24.3 | 23.0 | 24.2 |
| Great risk | 42.4 | 39.3 | 42.8 | 38.6 | 31.4 | 31.7 | 25.2 | 25.8 | 37.3 | 35.2 |
| Can't say, drug unfamiliar | 17.5 | 12.1 | 8.1 | 6.8 | 8.4 | 5.9 | 6.6 | 5.6 | 10.5 | 8.0 |
| N of Valid | 870 | 12,676 | 1,043 | 13,148 | 722 | 9,892 | 503 | 6,514 | 3,138 | 42,230 |
| N of Miss | 49 | 945 | 26 | 743 | 70 | 687 | 33 | 446 | 178 | 2,821 |

Table 11.96: How much do you think people risk harming themselves (physically or in other ways) if they: take one or two drinks of an alcoholic beverage (beer, wine, liquor) nearly every day?

| | Grade 6 | | Grade 8 | | Grade 10 | | Grade 12 | | Combined | |
|----------------------------|----------|---------|----------|---------|----------|---------|----------|---------|----------|---------|
| | County % | State % | County % | State % | County % | State % | County % | State % | County % | State % |
| No risk | 16.9 | 19.8 | 11.2 | 14.3 | 11.8 | 13.2 | 11.3 | 13.9 | 13.0 | 15.6 |
| Slight risk | 12.2 | 12.8 | 16.2 | 15.0 | 13.6 | 15.0 | 15.6 | 14.2 | 14.4 | 14.2 |
| Moderate risk | 22.1 | 20.6 | 26.4 | 26.8 | 28.2 | 27.9 | 25.3 | 26.6 | 25.4 | 25.1 |
| Great risk | 42.9 | 40.6 | 40.4 | 39.7 | 41.4 | 39.5 | 41.6 | 40.5 | 41.5 | 40.0 |
| Can't say, drug unfamiliar | 5.8 | 6.2 | 5.8 | 4.3 | 5.0 | 4.4 | 6.1 | 4.9 | 5.7 | 5.0 |
| N of Valid | 874 | 12,794 | 1,050 | 13,268 | 727 | 9,958 | 505 | 6,544 | 3,156 | 42,564 |
| N of Miss | 45 | 827 | 19 | 623 | 65 | 621 | 31 | 416 | 160 | 2,487 |

Table 11.97: How much do you think people risk harming themselves (physically or in other ways) if they: have five or more drinks of an alcoholic beverage once or twice a weekend?

| | Grade 6 | | Grade 8 | | Grade 10 | | Grade 12 | | Combined | |
|----------------------------|----------|---------|----------|---------|----------|---------|----------|---------|----------|---------|
| | County % | State % | County % | State % | County % | State % | County % | State % | County % | State % |
| No risk | 16.8 | 19.3 | 9.3 | 12.8 | 10.0 | 11.3 | 8.7 | 12.2 | 11.5 | 14.3 |
| Slight risk | 7.0 | 7.9 | 8.1 | 8.6 | 9.9 | 10.0 | 12.5 | 10.7 | 8.9 | 9.0 |
| Moderate risk | 18.1 | 18.3 | 23.6 | 23.4 | 22.9 | 25.9 | 25.8 | 26.1 | 22.3 | 22.9 |
| Great risk | 52.0 | 47.7 | 52.3 | 50.2 | 51.8 | 47.8 | 46.4 | 45.8 | 51.2 | 48.2 |
| Can't say, drug unfamiliar | 6.2 | 6.8 | 6.7 | 4.9 | 5.4 | 4.9 | 6.5 | 5.2 | 6.2 | 5.5 |
| N of Valid | 875 | 12,798 | 1,051 | 13,291 | 728 | 9,969 | 504 | 6,555 | 3,158 | 42,613 |
| N of Miss | 44 | 823 | 18 | 600 | 64 | 610 | 32 | 405 | 158 | 2,438 |

Table 11.98: How much do you think people risk harming themselves (physically or in other ways) if they: use prescription drugs that are not prescribed to them?

| | Grade 6 | | Grade 8 | | Grade 10 | | Grade 12 | | Combined | |
|----------------------------|----------|---------|----------|---------|----------|---------|----------|---------|----------|---------|
| | County % | State % | County % | State % | County % | State % | County % | State % | County % | State % |
| No risk | 16.3 | 18.7 | 8.6 | 12.2 | 9.6 | 10.5 | 7.2 | 10.3 | 10.7 | 13.5 |
| Slight risk | 5.3 | 5.1 | 7.0 | 5.4 | 5.2 | 5.2 | 4.2 | 4.6 | 5.6 | 5.1 |
| Moderate risk | 13.3 | 12.5 | 17.8 | 15.7 | 16.9 | 16.0 | 19.3 | 15.5 | 16.6 | 14.8 |
| Great risk | 55.3 | 52.9 | 57.8 | 58.7 | 60.6 | 60.9 | 61.4 | 61.6 | 58.3 | 57.9 |
| Can't say, drug unfamiliar | 9.9 | 10.8 | 8.9 | 7.9 | 7.7 | 7.5 | 8.0 | 8.0 | 8.7 | 8.7 |
| N of Valid | 873 | 12,777 | 1,049 | 13,285 | 729 | 9,975 | 502 | 6,552 | 3,153 | 42,589 |
| N of Miss | 46 | 844 | 20 | 606 | 63 | 604 | 34 | 408 | 163 | 2,462 |

Table 11.99: How much do you think people risk harming themselves (physically or in other ways) if they: use non-prescription drugs to get high?

| | Grade 6 | | Grade 8 | | Grade 10 | | Grade 12 | | Combined | |
|----------------------------|----------|---------|----------|---------|----------|---------|----------|---------|----------|---------|
| | County % | State % | County % | State % | County % | State % | County % | State % | County % | State % |
| No risk | 15.9 | 18.6 | 8.3 | 12.0 | 9.5 | 10.2 | 7.1 | 10.2 | 10.5 | 13.3 |
| Slight risk | 3.1 | 3.5 | 5.2 | 3.8 | 2.6 | 3.2 | 4.6 | 2.9 | 3.9 | 3.4 |
| Moderate risk | 11.0 | 10.9 | 14.5 | 14.2 | 14.9 | 14.0 | 15.5 | 13.1 | 13.8 | 13.0 |
| Great risk | 59.4 | 55.9 | 63.3 | 62.3 | 65.6 | 64.5 | 64.5 | 65.3 | 62.9 | 61.3 |
| Can't say, drug unfamiliar | 10.6 | 11.1 | 8.7 | 7.8 | 7.4 | 8.1 | 8.3 | 8.5 | 8.8 | 9.0 |
| N of Valid | 872 | 12,738 | 1,049 | 13,250 | 730 | 9,952 | 504 | 6,553 | 3,155 | 42,493 |
| N of Miss | 47 | 883 | 20 | 641 | 62 | 627 | 32 | 407 | 161 | 2,558 |

Table 11.100: How much do you think people risk harming themselves (physically or in other ways) if they: use a vaping product like e-cigarettes, e-cigars and e-hookahs?

| | Grade 6 | | Grade 8 | | Grade 10 | | Grade 12 | | Combined | |
|----------------------------|----------|---------|----------|---------|----------|---------|----------|---------|----------|---------|
| | County % | State % | County % | State % | County % | State % | County % | State % | County % | State % |
| No risk | 16.1 | 18.8 | 9.7 | 12.9 | 10.4 | 11.9 | 9.7 | 12.8 | 11.6 | 14.4 |
| Slight risk | 7.3 | 8.4 | 14.8 | 12.3 | 14.1 | 15.3 | 16.4 | 16.2 | 12.8 | 12.4 |
| Moderate risk | 16.8 | 18.7 | 26.1 | 25.3 | 29.2 | 28.1 | 31.1 | 28.4 | 25.0 | 24.5 |
| Great risk | 50.0 | 44.5 | 42.7 | 43.2 | 40.2 | 39.2 | 36.6 | 36.7 | 43.2 | 41.6 |
| Can't say, drug unfamiliar | 9.8 | 9.6 | 6.7 | 6.2 | 6.0 | 5.6 | 6.1 | 5.9 | 7.3 | 7.0 |
| N of Valid | 876 | 12,777 | 1,051 | 13,287 | 729 | 9,964 | 505 | 6,563 | 3,161 | 42,591 |
| N of Miss | 43 | 844 | 18 | 604 | 63 | 615 | 31 | 397 | 155 | 2,460 |

Table 11.101: How much do you think people risk harming themselves (physically or in other ways) if they: vape an e-liquid with nicotine occasionally?

| | Grade 6 | | Grade 8 | | Grade 10 | | Grade 12 | | Combined | |
|----------------------------|----------|---------|----------|---------|----------|---------|----------|---------|----------|---------|
| | County % | State % | County % | State % | County % | State % | County % | State % | County % | State % |
| No risk | 16.2 | 19.2 | 10.6 | 13.0 | 10.7 | 12.4 | 10.1 | 14.0 | 12.1 | 14.9 |
| Slight risk | 6.4 | 7.8 | 13.4 | 13.3 | 19.2 | 17.8 | 21.8 | 19.7 | 14.2 | 13.7 |
| Moderate risk | 18.2 | 19.3 | 28.0 | 26.3 | 26.4 | 28.2 | 30.6 | 27.5 | 25.3 | 24.8 |
| Great risk | 43.6 | 40.2 | 38.9 | 38.7 | 34.8 | 34.4 | 30.2 | 31.8 | 37.9 | 37.1 |
| Can't say, drug unfamiliar | 15.6 | 13.5 | 9.1 | 8.8 | 8.9 | 7.3 | 7.3 | 7.0 | 10.6 | 9.6 |
| N of Valid | 874 | 12,751 | 1,051 | 13,288 | 730 | 9,964 | 504 | 6,553 | 3,159 | 42,556 |
| N of Miss | 45 | 870 | 18 | 603 | 62 | 615 | 32 | 407 | 157 | 2,495 |

Table 11.102: How much do you think people risk harming themselves (physically or in other ways) if they: vape an e-liquid with nicotine regularly?

| | Grade 6 | | Grade 8 | | Grade 10 | | Grade 12 | | Combined | |
|----------------------------|----------|---------|----------|---------|----------|---------|----------|---------|----------|---------|
| | County % | State % | County % | State % | County % | State % | County % | State % | County % | State % |
| No risk | 16.1 | 18.7 | 9.4 | 12.4 | 9.5 | 11.2 | 8.6 | 11.9 | 11.1 | 13.9 |
| Slight risk | 3.9 | 4.7 | 5.6 | 6.1 | 6.4 | 8.0 | 7.4 | 9.2 | 5.6 | 6.6 |
| Moderate risk | 10.2 | 12.5 | 18.5 | 18.9 | 24.8 | 23.6 | 30.1 | 25.3 | 19.5 | 19.1 |
| Great risk | 54.3 | 49.7 | 56.5 | 53.3 | 50.3 | 49.5 | 46.2 | 46.2 | 52.8 | 50.2 |
| Can't say, drug unfamiliar | 15.5 | 14.4 | 9.9 | 9.3 | 9.0 | 7.7 | 7.8 | 7.3 | 10.9 | 10.2 |
| N of Valid | 871 | 12,716 | 1,047 | 13,250 | 730 | 9,948 | 502 | 6,546 | 3,150 | 42,460 |
| N of Miss | 48 | 905 | 22 | 641 | 62 | 631 | 34 | 414 | 166 | 2,591 |

Table 11.103: How much do you think people risk harming themselves (physically or in other ways) if they: use heroin?

| | Grade 6 | | Grade 8 | | Grade 10 | | Grade 12 | | Combined | |
|----------------------------|----------|---------|----------|---------|----------|---------|----------|---------|----------|---------|
| | County % | State % | County % | State % | County % | State % | County % | State % | County % | State % |
| No risk | 16.4 | 18.6 | 8.6 | 11.9 | 9.2 | 10.3 | 7.1 | 10.4 | 10.6 | 13.3 |
| Slight risk | 1.9 | 2.2 | 2.3 | 2.0 | 1.1 | 1.6 | 0.8 | 1.1 | 1.7 | 1.8 |
| Moderate risk | 4.5 | 6.3 | 7.0 | 6.8 | 5.6 | 5.5 | 3.2 | 4.2 | 5.4 | 5.9 |
| Great risk | 38.8 | 39.6 | 60.7 | 58.2 | 71.8 | 67.3 | 78.0 | 70.3 | 60.0 | 56.7 |
| Can't say, drug unfamiliar | 38.4 | 33.2 | 21.5 | 21.1 | 12.3 | 15.4 | 10.9 | 13.9 | 22.3 | 22.2 |
| N of Valid | 864 | 12,649 | 1,050 | 13,281 | 730 | 9,967 | 504 | 6,555 | 3,148 | 42,452 |
| N of Miss | 55 | 972 | 19 | 610 | 62 | 612 | 32 | 405 | 168 | 2,599 |

Table 11.104: How much do you think people risk harming themselves (physically or in other ways) if they: use methamphetamines?

| | Grade 6 | | Grade 8 | | Grade 10 | | Grade 12 | | Combined | |
|----------------------------|----------|---------|----------|---------|----------|---------|----------|---------|----------|---------|
| | County % | State % | County % | State % | County % | State % | County % | State % | County % | State % |
| No risk | 16.3 | 18.7 | 8.6 | 12.0 | 9.3 | 10.3 | 7.3 | 10.3 | 10.7 | 13.3 |
| Slight risk | 1.5 | 1.8 | 2.0 | 1.8 | 0.8 | 1.4 | 0.8 | 1.2 | 1.4 | 1.6 |
| Moderate risk | 4.3 | 5.4 | 5.3 | 6.0 | 5.1 | 5.3 | 3.8 | 4.5 | 4.7 | 5.4 |
| Great risk | 32.9 | 35.8 | 53.7 | 51.8 | 63.7 | 61.0 | 73.2 | 66.6 | 53.4 | 51.5 |
| Can't say, drug unfamiliar | 45.0 | 38.3 | 30.4 | 28.4 | 21.1 | 21.9 | 14.9 | 17.4 | 29.8 | 28.1 |
| N of Valid | 864 | 12,647 | 1,050 | 13,273 | 730 | 9,970 | 504 | 6,560 | 3,148 | 42,450 |
| N of Miss | 55 | 974 | 19 | 618 | 62 | 609 | 32 | 400 | 168 | 2,601 |

Table 11.105: Have you ever used smokeless tobacco (chew, snuff, plug, dipping tobacco, or chewing tobacco)?

| | Grade 6 | | Grade 8 | | Grade 10 | | Grade 12 | | Combined | |
|-----------------------------------|----------|---------|----------|---------|----------|---------|----------|---------|----------|---------|
| | County % | State % | County % | State % | County % | State % | County % | State % | County % | State % |
| Never | 98.5 | 96.6 | 96.1 | 95.1 | 96.0 | 93.7 | 94.0 | 92.2 | 96.4 | 94.8 |
| Once or twice | 1.0 | 2.7 | 2.9 | 3.6 | 2.5 | 3.9 | 2.5 | 4.5 | 2.2 | 3.5 |
| Once in a while but not regularly | 0.2 | 0.4 | 0.8 | 0.7 | 0.8 | 1.1 | 1.0 | 1.6 | 0.7 | 0.9 |
| Regularly in the past | 0.2 | 0.2 | 0.2 | 0.4 | 0.3 | 0.8 | 1.2 | 1.0 | 0.4 | 0.5 |
| Regularly now | 0.0 | 0.1 | 0.0 | 0.2 | 0.3 | 0.5 | 1.2 | 0.7 | 0.3 | 0.3 |
| N of Valid | 865 | 12,508 | 1,034 | 13,025 | 706 | 9,806 | 486 | 6,424 | 3,091 | 41,763 |
| N of Miss | 54 | 1,113 | 35 | 866 | 86 | 773 | 50 | 536 | 225 | 3,288 |

Table 11.106: How often have you used smokeless tobacco during the past 30 days?

| | Grade 6 | | Grade 8 | | Grade 10 | | Grade 12 | | Combined | |
|------------------------------|----------|---------|----------|---------|----------|---------|----------|---------|----------|---------|
| | County % | State % | County % | State % | County % | State % | County % | State % | County % | State % |
| Not at all | 99.8 | 99.1 | 99.4 | 98.8 | 99.0 | 97.7 | 97.6 | 96.9 | 99.1 | 98.4 |
| Once or twice | 0.1 | 0.6 | 0.4 | 0.7 | 0.8 | 1.1 | 1.2 | 1.6 | 0.5 | 0.9 |
| Once or twice per week | 0.0 | 0.1 | 0.2 | 0.2 | 0.0 | 0.4 | 0.2 | 0.3 | 0.1 | 0.2 |
| Three to five times per week | 0.1 | 0.1 | 0.0 | 0.1 | 0.1 | 0.2 | 0.2 | 0.2 | 0.1 | 0.1 |
| About once a day | 0.0 | 0.1 | 0.0 | 0.1 | 0.0 | 0.2 | 0.0 | 0.2 | 0.0 | 0.1 |
| More than once a day | 0.0 | 0.0 | 0.0 | 0.2 | 0.0 | 0.5 | 0.8 | 0.8 | 0.1 | 0.3 |
| N of Valid | 870 | 12,672 | 1,030 | 13,146 | 715 | 9,877 | 491 | 6,456 | 3,106 | 42,151 |
| N of Miss | 49 | 949 | 39 | 745 | 77 | 702 | 45 | 504 | 210 | 2,900 |

Table 11.107: Have you ever smoked cigarettes?

| | Grade 6 | | Grade 8 | | Grade 10 | | Grade 12 | | Combined | |
|-----------------------------------|----------|---------|----------|---------|----------|---------|----------|---------|----------|---------|
| | County % | State % | County % | State % | County % | State % | County % | State % | County % | State % |
| Never | 98.0 | 96.2 | 93.9 | 93.3 | 94.9 | 90.5 | 88.7 | 86.2 | 94.5 | 92.4 |
| Once or twice | 1.5 | 3.1 | 4.7 | 5.0 | 3.7 | 6.6 | 6.6 | 8.8 | 3.9 | 5.4 |
| Once in a while but not regularly | 0.3 | 0.4 | 0.9 | 0.9 | 0.8 | 1.6 | 3.3 | 3.2 | 1.1 | 1.3 |
| Regularly in the past | 0.1 | 0.3 | 0.5 | 0.7 | 0.4 | 1.1 | 1.2 | 1.4 | 0.5 | 0.8 |
| Regularly now | 0.0 | 0.0 | 0.0 | 0.1 | 0.1 | 0.2 | 0.2 | 0.5 | 0.1 | 0.2 |
| N of Valid | 870 | 12,680 | 1,039 | 13,158 | 709 | 9,862 | 488 | 6,458 | 3,106 | 42,158 |
| N of Miss | 49 | 941 | 30 | 733 | 83 | 717 | 48 | 502 | 210 | 2,893 |

Table 11.108: How frequently have you smoked cigarettes during the past 30 days?

| | Grade 6 | | Grade 8 | | Grade 10 | | Grade 12 | | Combined | |
|--------------------------------------|----------|---------|----------|---------|----------|---------|----------|---------|----------|---------|
| | County % | State % | County % | State % | County % | State % | County % | State % | County % | State % |
| Not at all | 99.2 | 99.4 | 99.0 | 99.0 | 99.3 | 98.5 | 97.2 | 97.1 | 98.8 | 98.7 |
| Less than one cigarette per day | 0.5 | 0.4 | 0.9 | 0.7 | 0.6 | 1.0 | 2.2 | 2.0 | 0.9 | 0.9 |
| One to five cigarettes per day | 0.1 | 0.1 | 0.1 | 0.2 | 0.1 | 0.3 | 0.2 | 0.5 | 0.1 | 0.2 |
| About one-half pack per day | 0.1 | 0.0 | 0.0 | 0.0 | 0.0 | 0.1 | 0.0 | 0.1 | 0.0 | 0.0 |
| About one pack per day | 0.0 | 0.1 | 0.0 | 0.0 | 0.0 | 0.0 | 0.0 | 0.1 | 0.0 | 0.0 |
| About one and one-half packs per day | 0.0 | 0.0 | 0.0 | 0.0 | 0.0 | 0.0 | 0.0 | 0.0 | 0.0 | 0.0 |
| Two packs or more per day | 0.1 | 0.0 | 0.0 | 0.0 | 0.0 | 0.1 | 0.4 | 0.2 | 0.1 | 0.1 |
| N of Valid | 868 | 12,636 | 1,032 | 13,133 | 705 | 9,849 | 494 | 6,456 | 3,099 | 42,074 |
| N of Miss | 51 | 985 | 37 | 758 | 87 | 730 | 42 | 504 | 217 | 2,977 |

Table 11.109: Which statement best describes rules about smoking inside your home or your family cars?

| | Grade 6 | | Grade 8 | | Grade 10 | | Grade 12 | | Combined | |
|---|----------|---------|----------|---------|----------|---------|----------|---------|----------|---------|
| | County % | State % | County % | State % | County % | State % | County % | State % | County % | State % |
| Smoking is not allowed anywhere inside the home or cars | 63.7 | 59.4 | 59.5 | 59.8 | 68.7 | 64.2 | 69.8 | 66.4 | 64.4 | 61.7 |
| Smoking is allowed in some places and at some times or in some cars | 7.0 | 8.5 | 6.7 | 8.4 | 5.6 | 7.7 | 6.7 | 8.1 | 6.5 | 8.2 |
| Smoking is allowed anywhere inside the home or cars | 2.1 | 2.4 | 2.3 | 2.6 | 1.8 | 2.3 | 1.0 | 2.3 | 1.9 | 2.4 |
| There are no rules about smoking inside the home or cars | 2.4 | 3.4 | 3.3 | 3.9 | 4.9 | 4.6 | 3.6 | 4.9 | 3.5 | 4.1 |
| I don't know | 24.8 | 26.4 | 28.3 | 25.4 | 19.0 | 21.2 | 18.8 | 18.3 | 23.7 | 23.6 |
| N of Valid | 871 | 12,663 | 1,037 | 13,173 | 712 | 9,890 | 494 | 6,479 | 3,114 | 42,205 |
| N of Miss | 48 | 958 | 32 | 718 | 80 | 689 | 42 | 481 | 202 | 2,846 |

Table 11.110: During this school year, were you taught in any of your classes about the dangers of tobacco use?

| | Grade 6 | | Grade 8 | | Grade 10 | | Grade 12 | | Combined | |
|---------------|----------|---------|----------|---------|----------|---------|----------|---------|----------|---------|
| | County % | State % | County % | State % | County % | State % | County % | State % | County % | State % |
| Never | 37.7 | 35.7 | 42.6 | 31.2 | 53.7 | 40.3 | 61.3 | 47.4 | 46.7 | 37.2 |
| Rarely | 16.2 | 19.6 | 21.9 | 22.1 | 19.8 | 22.6 | 19.3 | 20.8 | 19.4 | 21.3 |
| Sometimes | 24.0 | 23.7 | 20.4 | 26.6 | 16.4 | 23.2 | 12.6 | 19.2 | 19.3 | 23.8 |
| Often | 13.1 | 13.4 | 10.3 | 14.2 | 7.7 | 9.9 | 4.3 | 8.5 | 9.5 | 12.1 |
| Almost always | 9.0 | 7.7 | 4.7 | 5.9 | 2.4 | 4.0 | 2.4 | 4.2 | 5.0 | 5.7 |
| N of Valid | 870 | 12,650 | 1,039 | 13,171 | 713 | 9,877 | 491 | 6,471 | 3,113 | 42,169 |
| N of Miss | 49 | 971 | 30 | 720 | 79 | 702 | 45 | 489 | 203 | 2,882 |

Table 11.111: During the past 30 days, how many times did you ride in a car or other vehicle driven by someone who had been drinking alcohol or using drugs to get high?

| | Grade 6 | | Grade 8 | | Grade 10 | | Grade 12 | | Combined | |
|-----------------|----------|---------|----------|---------|----------|---------|----------|---------|----------|---------|
| | County % | State % | County % | State % | County % | State % | County % | State % | County % | State % |
| 0 times | 91.5 | 87.2 | 83.9 | 84.9 | 87.9 | 85.3 | 87.2 | 84.9 | 87.5 | 85.7 |
| 1 time | 3.9 | 5.6 | 5.8 | 5.8 | 5.8 | 5.7 | 4.5 | 4.9 | 5.0 | 5.6 |
| 2 or 3 times | 2.1 | 3.6 | 7.1 | 5.0 | 3.4 | 4.8 | 5.5 | 5.8 | 4.6 | 4.7 |
| 4 or 5 times | 0.7 | 1.1 | 0.5 | 1.4 | 0.3 | 1.3 | 1.2 | 1.5 | 0.6 | 1.3 |
| 6 or more times | 1.8 | 2.6 | 2.7 | 3.0 | 2.7 | 2.9 | 1.6 | 2.8 | 2.3 | 2.8 |
| N of Valid | 875 | 12,585 | 1,036 | 13,074 | 712 | 9,804 | 493 | 6,448 | 3,116 | 41,911 |
| N of Miss | 44 | 1,036 | 33 | 817 | 80 | 775 | 43 | 512 | 200 | 3,140 |

Table 11.112: During the past 30 days, how many times did you drive a car or other vehicle when you had been drinking alcohol or using drugs to get high?

| | Grade 6 | | Grade 8 | | Grade 10 | | Grade 12 | | Combined | |
|---|----------|---------|----------|---------|----------|---------|----------|---------|----------|---------|
| | County % | State % | County % | State % | County % | State % | County % | State % | County % | State % |
| I did not drive a car in the past 30 days | 54.9 | 53.1 | 58.8 | 57.7 | 42.8 | 42.8 | 19.4 | 26.8 | 47.8 | 48.1 |
| 0 times | 44.3 | 45.3 | 39.4 | 40.3 | 55.6 | 54.9 | 77.4 | 68.9 | 50.5 | 49.6 |
| 1 time | 0.2 | 0.7 | 0.7 | 0.8 | 0.8 | 0.9 | 1.0 | 1.6 | 0.6 | 0.9 |
| 2 or 3 times | 0.5 | 0.4 | 0.8 | 0.5 | 0.4 | 0.7 | 1.4 | 1.3 | 0.7 | 0.7 |
| 4 or 5 times | 0.0 | 0.1 | 0.3 | 0.2 | 0.0 | 0.2 | 0.4 | 0.3 | 0.2 | 0.2 |
| 6 or more times | 0.1 | 0.4 | 0.1 | 0.4 | 0.4 | 0.5 | 0.4 | 1.2 | 0.2 | 0.5 |
| N of Valid | 869 | 12,590 | 1,038 | 13,081 | 711 | 9,813 | 496 | 6,456 | 3,114 | 41,940 |
| N of Miss | 50 | 1,031 | 31 | 810 | 81 | 766 | 40 | 504 | 202 | 3,111 |

Table 11.113: On how many occasions (if any) have you: drunk one or more drinks of an alcoholic beverage (beer, wine, or hard liquor) during the past 30 days?

| | Grade 6 | | Grade 8 | | Grade 10 | | Grade 12 | | Combined | |
|------------|----------|---------|----------|---------|----------|---------|----------|---------|----------|---------|
| | County % | State % | County % | State % | County % | State % | County % | State % | County % | State % |
| 0 | 98.6 | 98.0 | 94.6 | 94.7 | 92.6 | 91.2 | 88.3 | 86.0 | 94.3 | 93.5 |
| 1-2 | 1.0 | 1.6 | 4.0 | 4.1 | 5.1 | 6.2 | 7.4 | 8.6 | 4.0 | 4.5 |
| 3-5 | 0.3 | 0.3 | 1.1 | 0.8 | 1.9 | 1.7 | 2.7 | 3.1 | 1.3 | 1.2 |
| 6-9 | 0.0 | 0.0 | 0.2 | 0.2 | 0.1 | 0.4 | 0.8 | 1.0 | 0.2 | 0.3 |
| 10+ | 0.0 | 0.1 | 0.1 | 0.3 | 0.3 | 0.4 | 0.8 | 1.3 | 0.2 | 0.4 |
| N of Valid | 873 | 12,633 | 1,043 | 13,124 | 701 | 9,817 | 487 | 6,431 | 3,104 | 42,005 |
| N of Miss | 46 | 988 | 26 | 767 | 91 | 762 | 49 | 529 | 212 | 3,046 |

Table 11.114: On how many occasions (if any) have you: used marijuana (weed, pot) or hashish (hash, hash oil) during the past 30 days?

| | Grade 6 | | Grade 8 | | Grade 10 | | Grade 12 | | Combined | |
|------------|----------|---------|----------|---------|----------|---------|----------|---------|----------|---------|
| | County % | State % | County % | State % | County % | State % | County % | State % | County % | State % |
| 0 | 99.4 | 99.5 | 97.6 | 97.0 | 95.0 | 94.7 | 92.2 | 91.6 | 96.7 | 96.4 |
| 1-2 | 0.5 | 0.3 | 1.2 | 1.5 | 2.3 | 2.3 | 1.6 | 3.2 | 1.3 | 1.6 |
| 3-5 | 0.0 | 0.1 | 0.6 | 0.7 | 1.1 | 1.0 | 1.6 | 1.4 | 0.7 | 0.7 |
| 6-9 | 0.0 | 0.0 | 0.3 | 0.3 | 0.4 | 0.4 | 0.8 | 0.5 | 0.3 | 0.3 |
| 10+ | 0.1 | 0.1 | 0.3 | 0.6 | 1.1 | 1.5 | 3.7 | 3.3 | 1.0 | 1.1 |
| N of Valid | 867 | 12,585 | 1,042 | 13,085 | 698 | 9,780 | 487 | 6,406 | 3,094 | 41,856 |
| N of Miss | 52 | 1,036 | 27 | 806 | 94 | 799 | 49 | 554 | 222 | 3,195 |

Table 11.115: On how many occasions (if any) have you: used psychedelics (LSD, PCP, mescaline, peyote, shrooms, synthetics, etc.) during the past 30 days?

| | Grade 6 | | Grade 8 | | Grade 10 | | Grade 12 | | Combined | |
|------------|----------|---------|----------|---------|----------|---------|----------|---------|----------|---------|
| | County % | State % | County % | State % | County % | State % | County % | State % | County % | State % |
| 0 | 99.6 | 99.9 | 99.7 | 99.7 | 99.7 | 99.6 | 99.2 | 99.5 | 99.6 | 99.7 |
| 1-2 | 0.1 | 0.1 | 0.2 | 0.2 | 0.3 | 0.3 | 0.6 | 0.4 | 0.3 | 0.2 |
| 3-5 | 0.2 | 0.0 | 0.0 | 0.0 | 0.0 | 0.1 | 0.2 | 0.0 | 0.1 | 0.0 |
| 6-9 | 0.0 | 0.0 | 0.1 | 0.0 | 0.0 | 0.0 | 0.0 | 0.0 | 0.0 | 0.0 |
| 10+ | 0.0 | 0.0 | 0.0 | 0.0 | 0.0 | 0.0 | 0.0 | 0.1 | 0.0 | 0.0 |
| N of Valid | 857 | 12,506 | 1,035 | 13,047 | 701 | 9,759 | 486 | 6,417 | 3,079 | 41,729 |
| N of Miss | 62 | 1,115 | 34 | 844 | 91 | 820 | 50 | 543 | 237 | 3,322 |

Table 11.116: On how many occasions (if any) have you: used cocaine or crack during the past 30 days?

| | Grade 6 | | Grade 8 | | Grade 10 | | Grade 12 | | Combined | |
|------------|----------|---------|----------|---------|----------|---------|----------|---------|----------|---------|
| | County % | State % | County % | State % | County % | State % | County % | State % | County % | State % |
| 0 | 99.8 | 99.8 | 99.9 | 99.8 | 99.9 | 99.9 | 100.0 | 99.9 | 99.9 | 99.9 |
| 1-2 | 0.0 | 0.1 | 0.1 | 0.1 | 0.0 | 0.1 | 0.0 | 0.1 | 0.0 | 0.1 |
| 3-5 | 0.0 | 0.0 | 0.0 | 0.0 | 0.0 | 0.0 | 0.0 | 0.0 | 0.0 | 0.0 |
| 6-9 | 0.1 | 0.0 | 0.0 | 0.0 | 0.1 | 0.0 | 0.0 | 0.0 | 0.1 | 0.0 |
| 10+ | 0.1 | 0.0 | 0.0 | 0.0 | 0.0 | 0.0 | 0.0 | 0.0 | 0.0 | 0.0 |
| N of Valid | 864 | 12,553 | 1,039 | 13,031 | 700 | 9,756 | 488 | 6,407 | 3,091 | 41,747 |
| N of Miss | 55 | 1,068 | 30 | 860 | 92 | 823 | 48 | 553 | 225 | 3,304 |

Table 11.117: On how many occasions (if any) have you: sniffed glue, breathed the contents of an aerosol spray can, or inhaled other gases or sprays, in order to get high during the past 30 days?

| | Grade 6 | | Grade 8 | | Grade 10 | | Grade 12 | | Combined | |
|------------|----------|---------|----------|---------|----------|---------|----------|---------|----------|---------|
| | County % | State % | County % | State % | County % | State % | County % | State % | County % | State % |
| 0 | 98.5 | 97.4 | 97.8 | 97.8 | 98.9 | 98.9 | 100.0 | 99.6 | 98.6 | 98.2 |
| 1-2 | 1.3 | 1.9 | 1.5 | 1.5 | 0.6 | 0.7 | 0.0 | 0.2 | 1.0 | 1.2 |
| 3-5 | 0.0 | 0.4 | 0.5 | 0.5 | 0.1 | 0.2 | 0.0 | 0.1 | 0.2 | 0.3 |
| 6-9 | 0.0 | 0.1 | 0.0 | 0.1 | 0.1 | 0.1 | 0.0 | 0.0 | 0.0 | 0.1 |
| 10+ | 0.2 | 0.2 | 0.2 | 0.2 | 0.3 | 0.1 | 0.0 | 0.1 | 0.2 | 0.2 |
| N of Valid | 866 | 12,542 | 1,041 | 13,086 | 699 | 9,773 | 486 | 6,398 | 3,092 | 41,799 |
| N of Miss | 53 | 1,079 | 28 | 805 | 93 | 806 | 50 | 562 | 224 | 3,252 |

Table 11.118: On how many occasions (if any) have you: used methamphetamines (meth, speed, crank, crystal meth) during the past 30 days?

| | Grade 6 | | Grade 8 | | Grade 10 | | Grade 12 | | Combined | |
|------------|----------|---------|----------|---------|----------|---------|----------|---------|----------|---------|
| | County % | State % | County % | State % | County % | State % | County % | State % | County % | State % |
| 0 | 99.3 | 99.8 | 100.0 | 99.9 | 99.9 | 100.0 | 99.8 | 99.9 | 99.7 | 99.9 |
| 1-2 | 0.2 | 0.1 | 0.0 | 0.1 | 0.0 | 0.0 | 0.2 | 0.0 | 0.1 | 0.1 |
| 3-5 | 0.4 | 0.0 | 0.0 | 0.0 | 0.1 | 0.0 | 0.0 | 0.0 | 0.1 | 0.0 |
| 6-9 | 0.1 | 0.0 | 0.0 | 0.0 | 0.0 | 0.0 | 0.0 | 0.0 | 0.0 | 0.0 |
| 10+ | 0.0 | 0.0 | 0.0 | 0.0 | 0.0 | 0.0 | 0.0 | 0.1 | 0.0 | 0.0 |
| N of Valid | 854 | 12,461 | 1,040 | 13,040 | 695 | 9,740 | 486 | 6,399 | 3,075 | 41,640 |
| N of Miss | 65 | 1,160 | 29 | 851 | 97 | 839 | 50 | 561 | 241 | 3,411 |

Table 11.119: On how many occasions (if any) have you: used heroin or other illicitly manufactured opioids including fentanyl during the past 30 days?

| | Grade 6 | | Grade 8 | | Grade 10 | | Grade 12 | | Combined | |
|------------|----------|---------|----------|---------|----------|---------|----------|---------|----------|---------|
| | County % | State % | County % | State % | County % | State % | County % | State % | County % | State % |
| 0 | 99.6 | 99.9 | 100.0 | 99.9 | 100.0 | 99.9 | 100.0 | 99.9 | 99.9 | 99.9 |
| 1-2 | 0.2 | 0.1 | 0.0 | 0.1 | 0.0 | 0.1 | 0.0 | 0.0 | 0.1 | 0.1 |
| 3-5 | 0.1 | 0.0 | 0.0 | 0.0 | 0.0 | 0.0 | 0.0 | 0.0 | 0.0 | 0.0 |
| 6-9 | 0.0 | 0.0 | 0.0 | 0.0 | 0.0 | 0.0 | 0.0 | 0.0 | 0.0 | 0.0 |
| 10+ | 0.0 | 0.0 | 0.0 | 0.0 | 0.0 | 0.0 | 0.0 | 0.0 | 0.0 | 0.0 |
| N of Valid | 856 | 12,448 | 1,035 | 13,018 | 692 | 9,729 | 484 | 6,391 | 3,067 | 41,586 |
| N of Miss | 63 | 1,173 | 34 | 873 | 100 | 850 | 52 | 569 | 249 | 3,465 |

Table 11.120: On how many occasions (if any) have you: used ecstasy ("X", "E", Molly, or MDMA) during the past 30 days?

| | Grade 6 | | Grade 8 | | Grade 10 | | Grade 12 | | Combined | |
|------------|----------|---------|----------|---------|----------|---------|----------|---------|----------|---------|
| | County % | State % | County % | State % | County % | State % | County % | State % | County % | State % |
| 0 | 99.9 | 99.9 | 100.0 | 99.9 | 100.0 | 99.9 | 99.8 | 99.9 | 99.9 | 99.9 |
| 1-2 | 0.0 | 0.0 | 0.0 | 0.0 | 0.0 | 0.1 | 0.2 | 0.1 | 0.0 | 0.1 |
| 3-5 | 0.1 | 0.0 | 0.0 | 0.0 | 0.0 | 0.0 | 0.0 | 0.0 | 0.0 | 0.0 |
| 6-9 | 0.0 | 0.0 | 0.0 | 0.0 | 0.0 | 0.0 | 0.0 | 0.0 | 0.0 | 0.0 |
| 10+ | 0.0 | 0.0 | 0.0 | 0.0 | 0.0 | 0.0 | 0.0 | 0.0 | 0.0 | 0.0 |
| N of Valid | 849 | 12,397 | 1,037 | 13,031 | 697 | 9,757 | 487 | 6,403 | 3,070 | 41,588 |
| N of Miss | 70 | 1,224 | 32 | 860 | 95 | 822 | 49 | 557 | 246 | 3,463 |

Table 11.121: On how many occasions (if any) have you: used steroids (testosterone, HGH, etc.) to enhance athletic performance during the past 30 days?

| | Grade 6 | | Grade 8 | | Grade 10 | | Grade 12 | | Combined | |
|------------|----------|---------|----------|---------|----------|---------|----------|---------|----------|---------|
| | County % | State % | County % | State % | County % | State % | County % | State % | County % | State % |
| 0 | 99.6 | 99.7 | 99.4 | 99.6 | 99.9 | 99.6 | 100.0 | 99.6 | 99.7 | 99.6 |
| 1-2 | 0.1 | 0.3 | 0.4 | 0.3 | 0.1 | 0.2 | 0.0 | 0.2 | 0.2 | 0.2 |
| 3-5 | 0.2 | 0.0 | 0.2 | 0.1 | 0.0 | 0.1 | 0.0 | 0.1 | 0.1 | 0.1 |
| 6-9 | 0.0 | 0.0 | 0.0 | 0.0 | 0.0 | 0.0 | 0.0 | 0.0 | 0.0 | 0.0 |
| 10+ | 0.0 | 0.0 | 0.0 | 0.1 | 0.0 | 0.1 | 0.0 | 0.1 | 0.0 | 0.1 |
| N of Valid | 857 | 12,456 | 1,038 | 13,038 | 699 | 9,751 | 486 | 6,399 | 3,080 | 41,644 |
| N of Miss | 62 | 1,165 | 31 | 853 | 93 | 828 | 50 | 561 | 236 | 3,407 |

Table 11.122: On how many occasions (if any) have you: taken prescription drugs (Valium, Xanax, Ritalin, Adderall, Oxycontin, Tramadol, sleeping pills, etc.) not prescribed to you during the past 30 days?

| | Grade 6 | | Grade 8 | | Grade 10 | | Grade 12 | | Combined | |
|------------|----------|---------|----------|---------|----------|---------|----------|---------|----------|---------|
| | County % | State % | County % | State % | County % | State % | County % | State % | County % | State % |
| 0 | 98.5 | 98.3 | 97.3 | 97.4 | 98.4 | 97.9 | 99.0 | 98.7 | 98.2 | 98.0 |
| 1-2 | 0.8 | 1.0 | 1.8 | 1.6 | 1.1 | 1.2 | 0.4 | 0.7 | 1.2 | 1.2 |
| 3-5 | 0.3 | 0.3 | 0.6 | 0.6 | 0.3 | 0.4 | 0.2 | 0.3 | 0.4 | 0.4 |
| 6-9 | 0.0 | 0.1 | 0.2 | 0.1 | 0.0 | 0.2 | 0.2 | 0.0 | 0.1 | 0.1 |
| 10+ | 0.3 | 0.4 | 0.1 | 0.3 | 0.1 | 0.3 | 0.2 | 0.3 | 0.2 | 0.3 |
| N of Valid | 861 | 12,469 | 1,037 | 13,033 | 699 | 9,740 | 485 | 6,392 | 3,082 | 41,634 |
| N of Miss | 58 | 1,152 | 32 | 858 | 93 | 839 | 51 | 568 | 234 | 3,417 |

Table 11.123: On how many occasions (if any) have you: taken non-prescription medicines such as diet pills (for example, Dietac, Dexatrim, or Prolamine), stay awake pills (for example No-Doz, Vivarin, or Wake), or cough or cold medicines (robos, DXM, etc.) to get high during the past 30 days?

| | Grade 6 | | Grade 8 | | Grade 10 | | Grade 12 | | Combined | |
|------------|----------|---------|----------|---------|----------|---------|----------|---------|----------|---------|
| | County % | State % | County % | State % | County % | State % | County % | State % | County % | State % |
| 0 | 98.8 | 99.3 | 99.5 | 99.2 | 99.7 | 99.3 | 99.8 | 99.4 | 99.4 | 99.3 |
| 1-2 | 0.6 | 0.4 | 0.2 | 0.4 | 0.3 | 0.4 | 0.0 | 0.3 | 0.3 | 0.4 |
| 3-5 | 0.2 | 0.1 | 0.2 | 0.2 | 0.0 | 0.2 | 0.0 | 0.2 | 0.1 | 0.2 |
| 6-9 | 0.1 | 0.0 | 0.0 | 0.1 | 0.0 | 0.0 | 0.0 | 0.0 | 0.0 | 0.0 |
| 10+ | 0.2 | 0.1 | 0.1 | 0.1 | 0.0 | 0.0 | 0.2 | 0.1 | 0.1 | 0.1 |
| N of Valid | 859 | 12,467 | 1,035 | 13,014 | 699 | 9,734 | 485 | 6,390 | 3,078 | 41,605 |
| N of Miss | 60 | 1,154 | 34 | 877 | 93 | 845 | 51 | 570 | 238 | 3,446 |

Table 11.124: On how many occasions (if any) have you: been drunk or very high from drinking alcoholic beverages during the past 30 days?

| | Grade 6 | | Grade 8 | | Grade 10 | | Grade 12 | | Combined | |
|------------|----------|---------|----------|---------|----------|---------|----------|---------|----------|---------|
| | County % | State % | County % | State % | County % | State % | County % | State % | County % | State % |
| 0 | 99.4 | 99.4 | 97.9 | 97.7 | 96.0 | 95.7 | 93.0 | 92.1 | 97.1 | 96.9 |
| 1-2 | 0.2 | 0.4 | 1.5 | 1.6 | 2.6 | 2.9 | 4.7 | 4.9 | 1.9 | 2.0 |
| 3-5 | 0.1 | 0.0 | 0.4 | 0.4 | 0.9 | 0.8 | 1.6 | 1.8 | 0.6 | 0.6 |
| 6-9 | 0.1 | 0.0 | 0.1 | 0.1 | 0.3 | 0.3 | 0.2 | 0.5 | 0.2 | 0.2 |
| 10+ | 0.1 | 0.0 | 0.1 | 0.2 | 0.3 | 0.4 | 0.4 | 0.8 | 0.2 | 0.3 |
| N of Valid | 868 | 12,504 | 1,037 | 13,018 | 698 | 9,745 | 486 | 6,394 | 3,089 | 41,661 |
| N of Miss | 51 | 1,117 | 32 | 873 | 94 | 834 | 50 | 566 | 227 | 3,390 |

Table 11.125: On how many occasions (if any) have you: drunk flavored alcoholic beverages, sometimes called "alcopops" (like Mike's Hard Lemonade, Smirnoff Ice, Bacardi Breezers, etc.) during the past 30 days?

| | Grade 6 | | Grade 8 | | Grade 10 | | Grade 12 | | Combined | |
|------------|----------|---------|----------|---------|----------|---------|----------|---------|----------|---------|
| | County % | State % | County % | State % | County % | State % | County % | State % | County % | State % |
| 0 | 99.2 | 99.1 | 96.9 | 97.1 | 95.0 | 94.9 | 90.7 | 91.4 | 96.1 | 96.3 |
| 1-2 | 0.3 | 0.7 | 1.9 | 2.1 | 3.3 | 3.5 | 6.4 | 5.6 | 2.5 | 2.5 |
| 3-5 | 0.1 | 0.1 | 0.7 | 0.4 | 1.3 | 1.1 | 1.6 | 1.8 | 0.8 | 0.7 |
| 6-9 | 0.0 | 0.0 | 0.4 | 0.1 | 0.4 | 0.3 | 0.6 | 0.5 | 0.3 | 0.2 |
| 10+ | 0.3 | 0.1 | 0.1 | 0.1 | 0.0 | 0.3 | 0.6 | 0.7 | 0.2 | 0.2 |
| N of Valid | 860 | 12,477 | 1,035 | 13,027 | 697 | 9,752 | 485 | 6,396 | 3,077 | 41,652 |
| N of Miss | 59 | 1,144 | 34 | 864 | 95 | 827 | 51 | 564 | 239 | 3,399 |

Table 11.126: On how many occasions (if any) have you: used any CBD product (gummies, oil, flower, etc.) during the past 30 days?

| | Grade 6 | | Grade 8 | | Grade 10 | | Grade 12 | | Combined | |
|------------|----------|---------|----------|---------|----------|---------|----------|---------|----------|---------|
| | County % | State % | County % | State % | County % | State % | County % | State % | County % | State % |
| 0 | 98.6 | 98.4 | 98.1 | 97.9 | 96.7 | 97.2 | 95.1 | 95.4 | 97.4 | 97.5 |
| 1-2 | 0.6 | 1.0 | 1.4 | 1.1 | 1.9 | 1.5 | 2.5 | 2.4 | 1.4 | 1.4 |
| 3-5 | 0.4 | 0.3 | 0.5 | 0.4 | 0.9 | 0.6 | 1.0 | 0.7 | 0.6 | 0.5 |
| 6-9 | 0.0 | 0.1 | 0.0 | 0.2 | 0.0 | 0.2 | 0.2 | 0.3 | 0.0 | 0.2 |
| 10+ | 0.5 | 0.2 | 0.1 | 0.4 | 0.6 | 0.5 | 1.2 | 1.2 | 0.5 | 0.5 |
| N of Valid | 846 | 12,380 | 1,035 | 13,002 | 696 | 9,718 | 486 | 6,400 | 3,063 | 41,500 |
| N of Miss | 73 | 1,241 | 34 | 889 | 96 | 861 | 50 | 560 | 253 | 3,551 |

Table 11.127: On how many occasions (if any) have you: vaped NICOTINE during the past 30 days?

| | Grade 6 | | Grade 8 | | Grade 10 | | Grade 12 | | Combined | |
|------------|----------|---------|----------|---------|----------|---------|----------|---------|----------|---------|
| | County % | State % | County % | State % | County % | State % | County % | State % | County % | State % |
| 0 | 99.2 | 98.2 | 95.1 | 94.5 | 93.1 | 91.1 | 90.0 | 87.7 | 95.0 | 93.8 |
| 1-2 | 0.3 | 1.0 | 2.2 | 2.3 | 1.7 | 2.8 | 2.9 | 3.0 | 1.7 | 2.1 |
| 3-5 | 0.1 | 0.3 | 0.8 | 0.9 | 1.0 | 1.2 | 1.4 | 1.6 | 0.7 | 0.9 |
| 6-9 | 0.0 | 0.1 | 0.3 | 0.4 | 0.6 | 0.5 | 0.4 | 0.6 | 0.3 | 0.4 |
| 10+ | 0.3 | 0.4 | 1.6 | 1.9 | 3.6 | 4.4 | 5.3 | 7.1 | 2.3 | 2.8 |
| N of Valid | 867 | 12,559 | 1,036 | 13,079 | 697 | 9,778 | 488 | 6,410 | 3,088 | 41,826 |
| N of Miss | 52 | 1,062 | 33 | 812 | 95 | 801 | 48 | 550 | 228 | 3,225 |

Table 11.128: On how many occasions (if any) have you: vaped MARIJUANA during the past 30 days?

| | Grade 6 | | Grade 8 | | Grade 10 | | Grade 12 | | Combined | |
|------------|----------|---------|----------|---------|----------|---------|----------|---------|----------|---------|
| | County % | State % | County % | State % | County % | State % | County % | State % | County % | State % |
| 0 | 99.4 | 99.4 | 97.1 | 97.0 | 96.4 | 95.0 | 92.8 | 92.6 | 96.9 | 96.6 |
| 1-2 | 0.3 | 0.4 | 1.7 | 1.6 | 1.4 | 2.1 | 0.8 | 2.5 | 1.1 | 1.5 |
| 3-5 | 0.0 | 0.1 | 0.4 | 0.6 | 0.4 | 0.9 | 2.9 | 1.4 | 0.7 | 0.6 |
| 6-9 | 0.0 | 0.0 | 0.5 | 0.2 | 0.6 | 0.5 | 0.6 | 0.5 | 0.4 | 0.3 |
| 10+ | 0.2 | 0.1 | 0.3 | 0.6 | 1.2 | 1.6 | 2.9 | 3.0 | 0.9 | 1.1 |
| N of Valid | 866 | 12,528 | 1,037 | 13,072 | 695 | 9,770 | 488 | 6,404 | 3,086 | 41,774 |
| N of Miss | 53 | 1,093 | 32 | 819 | 97 | 809 | 48 | 556 | 230 | 3,277 |

Table 11.129: On how many occasions (if any) have you: vaped just FLAVORING during the past 30 days?

| | Grade 6 | | Grade 8 | | Grade 10 | | Grade 12 | | Combined | |
|------------|----------|---------|----------|---------|----------|---------|----------|---------|----------|---------|
| | County % | State % | County % | State % | County % | State % | County % | State % | County % | State % |
| 0 | 98.8 | 97.8 | 96.2 | 95.6 | 96.7 | 94.8 | 96.5 | 94.8 | 97.1 | 95.9 |
| 1-2 | 0.8 | 1.5 | 1.8 | 2.2 | 1.3 | 2.3 | 1.2 | 1.9 | 1.3 | 2.0 |
| 3-5 | 0.0 | 0.3 | 0.6 | 0.8 | 0.7 | 0.9 | 0.2 | 0.8 | 0.4 | 0.6 |
| 6-9 | 0.0 | 0.1 | 0.3 | 0.4 | 0.1 | 0.3 | 0.4 | 0.3 | 0.2 | 0.3 |
| 10+ | 0.3 | 0.3 | 1.1 | 1.1 | 1.1 | 1.7 | 1.6 | 2.2 | 1.0 | 1.2 |
| N of Valid | 863 | 12,516 | 1,039 | 13,074 | 698 | 9,760 | 489 | 6,407 | 3,089 | 41,757 |
| N of Miss | 56 | 1,105 | 30 | 817 | 94 | 819 | 47 | 553 | 227 | 3,294 |

Table 11.130: On how many occasions (if any) have you: drunk alcoholic beverages (beer, wine, or hard liquor) in your lifetime – more than just a few sips?

| | Grade 6 | | Grade 8 | | Grade 10 | | Grade 12 | | Combined | |
|------------|----------|---------|----------|---------|----------|---------|----------|---------|----------|---------|
| | County % | State % | County % | State % | County % | State % | County % | State % | County % | State % |
| 0 | 91.8 | 89.2 | 80.8 | 81.8 | 78.6 | 76.0 | 72.8 | 68.2 | 82.1 | 80.6 |
| 1-2 | 6.4 | 7.3 | 10.1 | 9.5 | 8.1 | 9.2 | 7.2 | 9.0 | 8.1 | 8.7 |
| 3-5 | 1.0 | 2.0 | 4.0 | 4.3 | 5.5 | 5.9 | 6.8 | 7.5 | 3.9 | 4.5 |
| 6-9 | 0.3 | 0.6 | 1.9 | 1.5 | 2.4 | 2.5 | 3.3 | 3.3 | 1.8 | 1.7 |
| 10+ | 0.5 | 0.9 | 3.3 | 3.0 | 5.5 | 6.4 | 9.9 | 12.0 | 4.0 | 4.5 |
| N of Valid | 861 | 12,509 | 1,034 | 13,055 | 695 | 9,736 | 485 | 6,382 | 3,075 | 41,682 |
| N of Miss | 58 | 1,112 | 35 | 836 | 97 | 843 | 51 | 578 | 241 | 3,369 |

Table 11.131: On how many occasions (if any) have you: used marijuana (weed, pot) or hashish (hash, hash oil) in your lifetime?

| | Grade 6 | | Grade 8 | | Grade 10 | | Grade 12 | | Combined | |
|------------|----------|---------|----------|---------|----------|---------|----------|---------|----------|---------|
| | County % | State % | County % | State % | County % | State % | County % | State % | County % | State % |
| 0 | 99.3 | 98.6 | 94.1 | 93.7 | 90.5 | 87.9 | 83.1 | 80.3 | 93.0 | 91.8 |
| 1-2 | 0.4 | 0.9 | 2.8 | 2.6 | 2.6 | 3.9 | 3.5 | 5.6 | 2.2 | 2.8 |
| 3-5 | 0.0 | 0.3 | 0.8 | 1.1 | 1.9 | 2.1 | 2.9 | 3.2 | 1.1 | 1.4 |
| 6-9 | 0.0 | 0.1 | 0.5 | 0.6 | 1.3 | 1.1 | 1.7 | 1.7 | 0.7 | 0.7 |
| 10+ | 0.4 | 0.2 | 1.8 | 2.0 | 3.7 | 5.0 | 8.9 | 9.1 | 3.0 | 3.3 |
| N of Valid | 854 | 12,459 | 1,035 | 13,012 | 695 | 9,698 | 484 | 6,378 | 3,068 | 41,547 |
| N of Miss | 65 | 1,162 | 34 | 879 | 97 | 881 | 52 | 582 | 248 | 3,504 |

Table 11.132: On how many occasions (if any) have you: used psychedelics (LSD, PCP, mescaline, peyote, shrooms, synthetics, etc.) in your lifetime?

| | Grade 6 | | Grade 8 | | Grade 10 | | Grade 12 | | Combined | |
|------------|----------|---------|----------|---------|----------|---------|----------|---------|----------|---------|
| | County % | State % | County % | State % | County % | State % | County % | State % | County % | State % |
| 0 | 100.0 | 99.8 | 98.9 | 99.4 | 99.0 | 98.8 | 96.7 | 97.4 | 98.9 | 99.1 |
| 1-2 | 0.0 | 0.1 | 1.0 | 0.4 | 1.0 | 0.8 | 1.4 | 1.5 | 0.8 | 0.6 |
| 3-5 | 0.0 | 0.0 | 0.1 | 0.1 | 0.0 | 0.2 | 0.8 | 0.6 | 0.2 | 0.2 |
| 6-9 | 0.0 | 0.0 | 0.0 | 0.0 | 0.0 | 0.1 | 0.8 | 0.2 | 0.1 | 0.1 |
| 10+ | 0.0 | 0.0 | 0.0 | 0.0 | 0.0 | 0.1 | 0.2 | 0.2 | 0.0 | 0.1 |
| N of Valid | 843 | 12,363 | 1,034 | 12,994 | 693 | 9,691 | 485 | 6,377 | 3,055 | 41,425 |
| N of Miss | 76 | 1,258 | 35 | 897 | 99 | 888 | 51 | 583 | 261 | 3,626 |

Table 11.133: On how many occasions (if any) have you: used cocaine or crack in your lifetime?

| | Grade 6 | | Grade 8 | | Grade 10 | | Grade 12 | | Combined | |
|------------|----------|---------|----------|---------|----------|---------|----------|---------|----------|---------|
| | County % | State % | County % | State % | County % | State % | County % | State % | County % | State % |
| 0 | 100.0 | 99.8 | 99.8 | 99.6 | 99.4 | 99.7 | 99.6 | 99.5 | 99.7 | 99.7 |
| 1-2 | 0.0 | 0.2 | 0.2 | 0.2 | 0.4 | 0.3 | 0.4 | 0.4 | 0.2 | 0.2 |
| 3-5 | 0.0 | 0.0 | 0.0 | 0.1 | 0.0 | 0.0 | 0.0 | 0.1 | 0.0 | 0.0 |
| 6-9 | 0.0 | 0.0 | 0.0 | 0.0 | 0.0 | 0.0 | 0.0 | 0.1 | 0.0 | 0.0 |
| 10+ | 0.0 | 0.0 | 0.0 | 0.0 | 0.1 | 0.1 | 0.0 | 0.0 | 0.0 | 0.0 |
| N of Valid | 852 | 12,432 | 1,034 | 12,989 | 691 | 9,694 | 486 | 6,373 | 3,063 | 41,488 |
| N of Miss | 67 | 1,189 | 35 | 902 | 101 | 885 | 50 | 587 | 253 | 3,563 |

Table 11.134: On how many occasions (if any) have you: sniffed glue, breathed the contents of an aerosol spray can, or inhaled other gasses or sprays, in order to get high in your lifetime?

| | Grade 6 | | Grade 8 | | Grade 10 | | Grade 12 | | Combined | |
|------------|----------|---------|----------|---------|----------|---------|----------|---------|----------|---------|
| | County % | State % | County % | State % | County % | State % | County % | State % | County % | State % |
| 0 | 97.8 | 96.1 | 94.8 | 95.5 | 97.4 | 96.9 | 98.4 | 98.0 | 96.8 | 96.4 |
| 1-2 | 1.4 | 2.3 | 3.1 | 2.6 | 1.7 | 1.8 | 1.0 | 1.0 | 2.0 | 2.1 |
| 3-5 | 0.2 | 0.7 | 1.2 | 0.8 | 0.7 | 0.7 | 0.6 | 0.7 | 0.7 | 0.7 |
| 6-9 | 0.1 | 0.2 | 0.4 | 0.4 | 0.0 | 0.2 | 0.0 | 0.0 | 0.2 | 0.2 |
| 10+ | 0.5 | 0.6 | 0.6 | 0.7 | 0.1 | 0.5 | 0.0 | 0.3 | 0.4 | 0.6 |
| N of Valid | 853 | 12,428 | 1,035 | 12,997 | 695 | 9,702 | 486 | 6,377 | 3,069 | 41,504 |
| N of Miss | 66 | 1,193 | 34 | 894 | 97 | 877 | 50 | 583 | 247 | 3,547 |

Table 11.135: On how many occasions (if any) have you: used methamphetamines (meth, speed, crank, crystal meth) in your lifetime?

| | Grade 6 | | Grade 8 | | Grade 10 | | Grade 12 | | Combined | |
|------------|----------|---------|----------|---------|----------|---------|----------|---------|----------|---------|
| | County % | State % | County % | State % | County % | State % | County % | State % | County % | State % |
| 0 | 99.6 | 99.8 | 99.9 | 99.8 | 99.7 | 99.8 | 100.0 | 99.7 | 99.8 | 99.8 |
| 1-2 | 0.1 | 0.1 | 0.1 | 0.1 | 0.3 | 0.1 | 0.0 | 0.2 | 0.1 | 0.1 |
| 3-5 | 0.2 | 0.1 | 0.0 | 0.0 | 0.0 | 0.0 | 0.0 | 0.0 | 0.1 | 0.0 |
| 6-9 | 0.0 | 0.0 | 0.0 | 0.0 | 0.0 | 0.0 | 0.0 | 0.0 | 0.0 | 0.0 |
| 10+ | 0.0 | 0.0 | 0.0 | 0.0 | 0.0 | 0.0 | 0.0 | 0.0 | 0.0 | 0.0 |
| N of Valid | 844 | 12,367 | 1,034 | 12,988 | 695 | 9,694 | 485 | 6,360 | 3,058 | 41,409 |
| N of Miss | 75 | 1,254 | 35 | 903 | 97 | 885 | 51 | 600 | 258 | 3,642 |

Table 11.136: On how many occasions (if any) have you: used heroin or other illicitly manufactured opioids including fentanyl in your lifetime?

| | Grade 6 | | Grade 8 | | Grade 10 | | Grade 12 | | Combined | |
|------------|----------|---------|----------|---------|----------|---------|----------|---------|----------|---------|
| | County % | State % | County % | State % | County % | State % | County % | State % | County % | State % |
| 0 | 99.8 | 99.8 | 99.8 | 99.9 | 99.9 | 99.9 | 99.6 | 99.7 | 99.8 | 99.9 |
| 1-2 | 0.2 | 0.1 | 0.2 | 0.1 | 0.1 | 0.1 | 0.4 | 0.2 | 0.2 | 0.1 |
| 3-5 | 0.0 | 0.0 | 0.0 | 0.0 | 0.0 | 0.0 | 0.0 | 0.0 | 0.0 | 0.0 |
| 6-9 | 0.0 | 0.0 | 0.0 | 0.0 | 0.0 | 0.0 | 0.0 | 0.0 | 0.0 | 0.0 |
| 10+ | 0.0 | 0.0 | 0.0 | 0.0 | 0.0 | 0.0 | 0.0 | 0.0 | 0.0 | 0.0 |
| N of Valid | 849 | 12,362 | 1,027 | 12,976 | 696 | 9,699 | 485 | 6,366 | 3,057 | 41,403 |
| N of Miss | 70 | 1,259 | 42 | 915 | 96 | 880 | 51 | 594 | 259 | 3,648 |

Table 11.137: On how many occasions (if any) have you: used ecstasy ("X", "E", Molly, or MDMA) in your lifetime?

| | Grade 6 | | Grade 8 | | Grade 10 | | Grade 12 | | Combined | |
|------------|----------|---------|----------|---------|----------|---------|----------|---------|----------|---------|
| | County % | State % | County % | State % | County % | State % | County % | State % | County % | State % |
| 0 | 99.9 | 99.9 | 99.9 | 99.8 | 99.7 | 99.7 | 99.8 | 99.4 | 99.8 | 99.7 |
| 1-2 | 0.1 | 0.1 | 0.1 | 0.1 | 0.3 | 0.2 | 0.2 | 0.4 | 0.2 | 0.2 |
| 3-5 | 0.0 | 0.0 | 0.0 | 0.0 | 0.0 | 0.0 | 0.0 | 0.1 | 0.0 | 0.0 |
| 6-9 | 0.0 | 0.0 | 0.0 | 0.0 | 0.0 | 0.0 | 0.0 | 0.0 | 0.0 | 0.0 |
| 10+ | 0.0 | 0.0 | 0.0 | 0.0 | 0.0 | 0.1 | 0.0 | 0.0 | 0.0 | 0.0 |
| N of Valid | 842 | 12,287 | 1,032 | 12,919 | 693 | 9,641 | 486 | 6,349 | 3,053 | 41,196 |
| N of Miss | 77 | 1,334 | 37 | 972 | 99 | 938 | 50 | 611 | 263 | 3,855 |

Table 11.138: On how many occasions (if any) have you: used steroids (testosterone, HGH, etc.) to enhance athletic performance in your lifetime?

| | Grade 6 | | Grade 8 | | Grade 10 | | Grade 12 | | Combined | |
|------------|----------|---------|----------|---------|----------|---------|----------|---------|----------|---------|
| | County % | State % | County % | State % | County % | State % | County % | State % | County % | State % |
| 0 | 99.3 | 99.4 | 98.6 | 99.2 | 99.3 | 99.3 | 99.8 | 99.3 | 99.1 | 99.3 |
| 1-2 | 0.7 | 0.3 | 0.8 | 0.5 | 0.7 | 0.4 | 0.0 | 0.3 | 0.6 | 0.4 |
| 3-5 | 0.0 | 0.1 | 0.4 | 0.2 | 0.0 | 0.1 | 0.0 | 0.1 | 0.1 | 0.1 |
| 6-9 | 0.0 | 0.0 | 0.0 | 0.0 | 0.0 | 0.0 | 0.0 | 0.0 | 0.0 | 0.0 |
| 10+ | 0.0 | 0.1 | 0.2 | 0.1 | 0.0 | 0.2 | 0.2 | 0.3 | 0.1 | 0.1 |
| N of Valid | 843 | 12,374 | 1,032 | 12,946 | 695 | 9,686 | 484 | 6,368 | 3,054 | 41,374 |
| N of Miss | 76 | 1,247 | 37 | 945 | 97 | 893 | 52 | 592 | 262 | 3,677 |

Table 11.139: On how many occasions (if any) have you: taken prescription drugs (Valium, Xanax, Ritalin, Adderall, Oxycontin, Tramadol, sleeping pills, etc.) not prescribed to you in your lifetime?

| | Grade 6 | | Grade 8 | | Grade 10 | | Grade 12 | | Combined | |
|------------|----------|---------|----------|---------|----------|---------|----------|---------|----------|---------|
| | County % | State % | County % | State % | County % | State % | County % | State % | County % | State % |
| 0 | 97.6 | 97.3 | 95.6 | 96.0 | 96.4 | 96.2 | 96.9 | 96.3 | 96.5 | 96.5 |
| 1-2 | 1.1 | 1.1 | 2.6 | 1.7 | 1.4 | 1.4 | 1.2 | 1.6 | 1.7 | 1.4 |
| 3-5 | 0.2 | 0.4 | 1.4 | 0.8 | 0.9 | 0.8 | 0.4 | 0.8 | 0.8 | 0.7 |
| 6-9 | 0.0 | 0.2 | 0.3 | 0.3 | 0.1 | 0.3 | 0.6 | 0.3 | 0.2 | 0.3 |
| 10+ | 1.1 | 1.0 | 0.2 | 1.3 | 1.1 | 1.3 | 0.8 | 1.0 | 0.8 | 1.2 |
| N of Valid | 848 | 12,364 | 1,036 | 12,974 | 696 | 9,685 | 485 | 6,376 | 3,065 | 41,399 |
| N of Miss | 71 | 1,257 | 33 | 917 | 96 | 894 | 51 | 584 | 251 | 3,652 |

Table 11.140: On how many occasions (if any) have you: taken non-prescription medicines such as diet pills (for example, Dietac, Dexatrim, or Prolamine), stay awake pills (for example No-Doz, Vivarin, or Wake), or cough or cold medicines (robos, DXM, etc.) to get high in your lifetime?

| | Grade 6 | | Grade 8 | | Grade 10 | | Grade 12 | | Combined | |
|------------|----------|---------|----------|---------|----------|---------|----------|---------|----------|---------|
| | County % | State % | County % | State % | County % | State % | County % | State % | County % | State % |
| 0 | 98.4 | 99.0 | 98.2 | 98.6 | 99.7 | 98.7 | 99.2 | 98.7 | 98.7 | 98.8 |
| 1-2 | 0.8 | 0.6 | 1.2 | 0.7 | 0.3 | 0.6 | 0.4 | 0.4 | 0.8 | 0.6 |
| 3-5 | 0.4 | 0.1 | 0.2 | 0.2 | 0.0 | 0.2 | 0.4 | 0.5 | 0.2 | 0.2 |
| 6-9 | 0.1 | 0.1 | 0.1 | 0.1 | 0.0 | 0.1 | 0.0 | 0.1 | 0.1 | 0.1 |
| 10+ | 0.4 | 0.3 | 0.4 | 0.3 | 0.0 | 0.4 | 0.0 | 0.3 | 0.2 | 0.3 |
| N of Valid | 850 | 12,371 | 1,029 | 12,927 | 694 | 9,648 | 486 | 6,335 | 3,059 | 41,281 |
| N of Miss | 69 | 1,250 | 40 | 964 | 98 | 931 | 50 | 625 | 257 | 3,770 |

Table 11.141: On how many occasions (if any) have you: drunk flavored alcoholic beverages, sometimes called "alcopops" (like Mike's Hard Lemonade, Smirnoff Ice, Bacardi Breezers, etc.) in your lifetime?

| | Grade 6 | | Grade 8 | | Grade 10 | | Grade 12 | | Combined | |
|------------|----------|---------|----------|---------|----------|---------|----------|---------|----------|---------|
| | County % | State % | County % | State % | County % | State % | County % | State % | County % | State % |
| 0 | 98.1 | 97.4 | 92.7 | 93.0 | 89.5 | 88.7 | 85.9 | 82.6 | 92.4 | 91.7 |
| 1-2 | 1.4 | 1.6 | 3.6 | 3.4 | 3.2 | 3.5 | 2.1 | 3.7 | 2.6 | 2.9 |
| 3-5 | 0.1 | 0.5 | 1.5 | 1.7 | 2.7 | 2.6 | 2.1 | 4.2 | 1.5 | 1.9 |
| 6-9 | 0.0 | 0.3 | 0.6 | 0.7 | 1.9 | 1.5 | 3.5 | 2.3 | 1.2 | 1.0 |
| 10+ | 0.4 | 0.2 | 1.5 | 1.3 | 2.7 | 3.6 | 6.4 | 7.2 | 2.3 | 2.4 |
| N of Valid | 847 | 12,366 | 1,034 | 12,955 | 693 | 9,670 | 483 | 6,345 | 3,057 | 41,336 |
| N of Miss | 72 | 1,255 | 35 | 936 | 99 | 909 | 53 | 615 | 259 | 3,715 |

Table 11.142: On how many occasions (if any) have you: used any CBD product (gummies, oil, flower, etc.) for any reason in your lifetime?

| | Grade 6 | | Grade 8 | | Grade 10 | | Grade 12 | | Combined | |
|------------|----------|---------|----------|---------|----------|---------|----------|---------|----------|---------|
| | County % | State % | County % | State % | County % | State % | County % | State % | County % | State % |
| 0 | 98.9 | 98.1 | 95.2 | 96.3 | 94.1 | 93.7 | 90.1 | 90.1 | 95.2 | 95.3 |
| 1-2 | 0.5 | 1.0 | 2.7 | 1.6 | 2.5 | 2.3 | 2.9 | 3.2 | 2.1 | 1.8 |
| 3-5 | 0.1 | 0.3 | 1.2 | 0.7 | 1.3 | 1.4 | 2.3 | 2.2 | 1.1 | 1.0 |
| 6-9 | 0.0 | 0.1 | 0.1 | 0.4 | 0.6 | 0.5 | 0.8 | 0.9 | 0.3 | 0.4 |
| 10+ | 0.5 | 0.5 | 0.9 | 1.0 | 1.6 | 2.0 | 3.9 | 3.6 | 1.4 | 1.5 |
| N of Valid | 847 | 12,330 | 1,032 | 12,955 | 691 | 9,676 | 484 | 6,367 | 3,054 | 41,328 |
| N of Miss | 72 | 1,291 | 37 | 936 | 101 | 903 | 52 | 593 | 262 | 3,723 |

Table 11.143: On how many occasions (if any) have you: vaped NICOTINE in your lifetime?

| | Grade 6 | | Grade 8 | | Grade 10 | | Grade 12 | | Combined | |
|------------|----------|---------|----------|---------|----------|---------|----------|---------|----------|---------|
| | County % | State % | County % | State % | County % | State % | County % | State % | County % | State % |
| 0 | 97.5 | 95.6 | 90.4 | 88.6 | 86.9 | 83.4 | 84.1 | 79.4 | 90.6 | 88.1 |
| 1-2 | 1.6 | 2.5 | 3.3 | 4.3 | 2.3 | 4.9 | 2.9 | 4.6 | 2.5 | 3.9 |
| 3-5 | 0.2 | 0.8 | 1.7 | 2.1 | 2.7 | 2.6 | 2.9 | 3.1 | 1.7 | 2.0 |
| 6-9 | 0.0 | 0.3 | 0.7 | 1.0 | 1.3 | 1.3 | 1.2 | 1.7 | 0.7 | 1.0 |
| 10+ | 0.6 | 0.8 | 3.9 | 4.0 | 6.8 | 7.8 | 8.9 | 11.2 | 4.4 | 5.0 |
| N of Valid | 853 | 12,445 | 1,034 | 13,008 | 693 | 9,710 | 484 | 6,373 | 3,064 | 41,536 |
| N of Miss | 66 | 1,176 | 35 | 883 | 99 | 869 | 52 | 587 | 252 | 3,515 |

Table 11.144: On how many occasions (if any) have you: vaped MARIJUANA in your lifetime?

| | Grade 6 | | Grade 8 | | Grade 10 | | Grade 12 | | Combined | |
|------------|----------|---------|----------|---------|----------|---------|----------|---------|----------|---------|
| | County % | State % | County % | State % | County % | State % | County % | State % | County % | State % |
| 0 | 99.3 | 98.8 | 95.4 | 94.4 | 92.5 | 89.4 | 85.6 | 83.1 | 94.3 | 92.8 |
| 1-2 | 0.4 | 0.7 | 1.5 | 2.0 | 2.0 | 3.0 | 3.5 | 4.6 | 1.6 | 2.3 |
| 3-5 | 0.0 | 0.2 | 0.8 | 1.1 | 1.7 | 1.9 | 2.1 | 2.6 | 1.0 | 1.3 |
| 6-9 | 0.0 | 0.1 | 0.3 | 0.5 | 1.0 | 0.8 | 1.4 | 1.7 | 0.6 | 0.6 |
| 10+ | 0.4 | 0.2 | 2.0 | 1.9 | 2.7 | 4.8 | 7.4 | 8.0 | 2.6 | 3.0 |
| N of Valid | 851 | 12,425 | 1,036 | 13,002 | 694 | 9,699 | 485 | 6,371 | 3,066 | 41,497 |
| N of Miss | 68 | 1,196 | 33 | 889 | 98 | 880 | 51 | 589 | 250 | 3,554 |

Table 11.145: On how many occasions (if any) have you: vaped just FLAVORING in your lifetime?

| | Grade 6 | | Grade 8 | | Grade 10 | | Grade 12 | | Combined | |
|------------|----------|---------|----------|---------|----------|---------|----------|---------|----------|---------|
| | County % | State % | County % | State % | County % | State % | County % | State % | County % | State % |
| 0 | 98.7 | 95.7 | 93.1 | 91.9 | 92.7 | 90.2 | 91.9 | 89.9 | 94.4 | 92.3 |
| 1-2 | 0.7 | 2.5 | 3.1 | 3.4 | 2.7 | 3.4 | 2.5 | 3.3 | 2.2 | 3.1 |
| 3-5 | 0.1 | 0.7 | 1.3 | 1.5 | 1.9 | 2.0 | 1.9 | 1.9 | 1.2 | 1.5 |
| 6-9 | 0.0 | 0.3 | 0.5 | 0.8 | 0.9 | 0.8 | 0.2 | 0.7 | 0.4 | 0.6 |
| 10+ | 0.5 | 0.7 | 2.1 | 2.4 | 1.9 | 3.6 | 3.5 | 4.3 | 1.8 | 2.5 |
| N of Valid | 853 | 12,441 | 1,037 | 13,001 | 694 | 9,694 | 484 | 6,374 | 3,068 | 41,510 |
| N of Miss | 66 | 1,180 | 32 | 890 | 98 | 885 | 52 | 586 | 248 | 3,541 |

Table 11.146: Think back over the last two weeks. How many times have you had five or more alcoholic drinks in a row?

| | Grade 6 | | Grade 8 | | Grade 10 | | Grade 12 | | Combined | |
|------------------|----------|---------|----------|---------|----------|---------|----------|---------|----------|---------|
| | County % | State % | County % | State % | County % | State % | County % | State % | County % | State % |
| None | 99.5 | 98.5 | 98.1 | 97.5 | 97.5 | 95.7 | 94.1 | 92.3 | 97.7 | 96.6 |
| Once | 0.2 | 0.9 | 0.7 | 1.3 | 1.3 | 1.8 | 3.4 | 3.3 | 1.1 | 1.6 |
| Twice | 0.1 | 0.3 | 0.9 | 0.5 | 0.7 | 1.2 | 1.5 | 2.1 | 0.7 | 0.9 |
| 3-5 times | 0.1 | 0.2 | 0.3 | 0.5 | 0.3 | 0.8 | 0.8 | 1.3 | 0.3 | 0.6 |
| 6-9 times | 0.0 | 0.0 | 0.0 | 0.1 | 0.1 | 0.3 | 0.2 | 0.2 | 0.1 | 0.1 |
| 10 or more times | 0.0 | 0.0 | 0.0 | 0.1 | 0.0 | 0.3 | 0.0 | 0.8 | 0.0 | 0.3 |
| N of Valid | 835 | 12,199 | 1,015 | 12,830 | 683 | 9,589 | 475 | 6,295 | 3,008 | 40,913 |
| N of Miss | 84 | 1,422 | 54 | 1,061 | 109 | 990 | 61 | 665 | 308 | 4,138 |

Table 11.147: If you drank alcohol (not just a sip or taste) in the past year, where did you usually drink it? Select the one best answer.

| | Grade 6 | | Grade 8 | | Grade 10 | | Grade 12 | | Combined | |
|---|----------|---------|----------|---------|----------|---------|----------|---------|----------|---------|
| | County % | State % | County % | State % | County % | State % | County % | State % | County % | State % |
| I did not drink alcohol in the past year | 97.6 | 94.5 | 88.7 | 88.4 | 83.2 | 81.3 | 78.3 | 73.0 | 88.3 | 86.2 |
| at my home | 1.6 | 3.4 | 5.6 | 6.2 | 7.6 | 8.4 | 5.1 | 10.3 | 4.9 | 6.5 |
| at someone elses home | 0.2 | 1.3 | 2.9 | 3.4 | 6.6 | 7.6 | 12.9 | 12.3 | 4.6 | 5.1 |
| at an open area like a park, beach, field, back road, woods, or a street corner | 0.1 | 0.3 | 1.4 | 1.0 | 1.5 | 1.4 | 2.5 | 2.1 | 1.2 | 1.1 |
| at a sporting event or concert | 0.0 | 0.1 | 0.3 | 0.2 | 0.3 | 0.3 | 0.4 | 0.4 | 0.2 | 0.2 |
| at a restaurant, bar, or a nightclub | 0.1 | 0.2 | 0.4 | 0.3 | 0.6 | 0.4 | 0.2 | 0.8 | 0.3 | 0.4 |
| at an empty building or a construction site | 0.0 | 0.0 | 0.2 | 0.1 | 0.1 | 0.1 | 0.0 | 0.1 | 0.1 | 0.1 |
| at a hotel/motel | 0.2 | 0.1 | 0.2 | 0.1 | 0.1 | 0.2 | 0.2 | 0.3 | 0.2 | 0.1 |
| in a car | 0.1 | 0.1 | 0.2 | 0.2 | 0.0 | 0.3 | 0.4 | 0.5 | 0.2 | 0.2 |
| at school | 0.0 | 0.1 | 0.1 | 0.1 | 0.0 | 0.1 | 0.0 | 0.1 | 0.0 | 0.1 |
| N of Valid | 832 | 12,143 | 1,018 | 12,819 | 684 | 9,591 | 474 | 6,300 | 3,008 | 40,853 |
| N of Miss | 87 | 1,478 | 51 | 1,072 | 108 | 988 | 62 | 660 | 308 | 4,198 |

Table 11.148: How do you feel about someone your age having one or two drinks of an alcoholic beverage nearly every day?

| | Grade 6 | | Grade 8 | | Grade 10 | | Grade 12 | | Combined | |
|--------------------------------|----------|---------|----------|---------|----------|---------|----------|---------|----------|---------|
| | County % | State % | County % | State % | County % | State % | County % | State % | County % | State % |
| Neither approve nor disapprove | 22.1 | 22.7 | 25.0 | 25.6 | 26.1 | 30.9 | 30.5 | 33.5 | 25.3 | 27.2 |
| Somewhat disapprove | 5.5 | 8.1 | 14.8 | 14.1 | 18.2 | 17.7 | 18.3 | 18.8 | 13.6 | 13.9 |
| Strongly disapprove | 61.3 | 56.7 | 48.7 | 49.4 | 49.1 | 41.4 | 44.6 | 38.2 | 51.7 | 48.0 |
| Don't know or can't say | 11.1 | 12.5 | 11.4 | 11.0 | 6.7 | 10.0 | 6.5 | 9.5 | 9.5 | 11.0 |
| N of Valid | 838 | 12,223 | 1,024 | 12,861 | 687 | 9,648 | 475 | 6,296 | 3,024 | 41,028 |
| N of Miss | 81 | 1,398 | 45 | 1,030 | 105 | 931 | 61 | 664 | 292 | 4,023 |

Table 11.149: If you drank alcohol (not just a sip or taste) in the past year, how did you get it? (Choose all that apply.) I did not drink alcohol in the past year

| | Grade 6 | | Grade 8 | | Grade 10 | | Grade 12 | | Combined | |
|------------|----------|---------|----------|---------|----------|---------|----------|---------|----------|---------|
| | County % | State % | County % | State % | County % | State % | County % | State % | County % | State % |
| No | 4.4 | 5.7 | 11.9 | 11.8 | 17.7 | 18.8 | 23.0 | 27.6 | 12.9 | 14.1 |
| Yes | 95.6 | 94.3 | 88.1 | 88.2 | 82.3 | 81.2 | 77.0 | 72.4 | 87.1 | 85.9 |
| N of Valid | 821 | 11,998 | 1,002 | 12,664 | 674 | 9,454 | 469 | 6,235 | 2,966 | 40,351 |
| N of Miss | 98 | 1,623 | 67 | 1,227 | 118 | 1,125 | 67 | 725 | 350 | 4,700 |

Table 11.150: If you drank alcohol (not just a sip or taste) in the past year, how did you get it? (Choose all that apply.) I bought it myself with a fake ID

| | Grade 6 | | Grade 8 | | Grade 10 | | Grade 12 | | Combined | |
|------------|----------|---------|----------|---------|----------|---------|----------|---------|----------|---------|
| | County % | State % | County % | State % | County % | State % | County % | State % | County % | State % |
| No | 99.9 | 99.7 | 99.7 | 99.7 | 100.0 | 99.6 | 98.9 | 99.3 | 99.7 | 99.6 |
| Yes | 0.1 | 0.3 | 0.3 | 0.3 | 0.0 | 0.4 | 1.1 | 0.7 | 0.3 | 0.4 |
| N of Valid | 821 | 11,998 | 1,002 | 12,664 | 674 | 9,454 | 469 | 6,235 | 2,966 | 40,351 |
| N of Miss | 98 | 1,623 | 67 | 1,227 | 118 | 1,125 | 67 | 725 | 350 | 4,700 |

Table 11.151: If you drank alcohol (not just a sip or taste) in the past year, how did you get it? (Choose all that apply.) I bought it myself without a fake ID

| | Grade 6 | | Grade 8 | | Grade 10 | | Grade 12 | | Combined | |
|------------|----------|---------|----------|---------|----------|---------|----------|---------|----------|---------|
| | County % | State % | County % | State % | County % | State % | County % | State % | County % | State % |
| No | 99.9 | 99.8 | 100.0 | 99.8 | 99.1 | 99.4 | 96.2 | 98.0 | 99.2 | 99.4 |
| Yes | 0.1 | 0.2 | 0.0 | 0.2 | 0.9 | 0.6 | 3.8 | 2.0 | 0.8 | 0.6 |
| N of Valid | 821 | 11,998 | 1,002 | 12,664 | 674 | 9,454 | 469 | 6,235 | 2,966 | 40,351 |
| N of Miss | 98 | 1,623 | 67 | 1,227 | 118 | 1,125 | 67 | 725 | 350 | 4,700 |

Table 11.152: If you drank alcohol (not just a sip or taste) in the past year, how did you get it? (Choose all that apply.) I got it delivered (Liquor store delivery, etc.)

| | Grade 6 | | Grade 8 | | Grade 10 | | Grade 12 | | Combined | |
|------------|----------|---------|----------|---------|----------|---------|----------|---------|----------|---------|
| | County % | State % | County % | State % | County % | State % | County % | State % | County % | State % |
| No | 100.0 | 99.8 | 99.8 | 99.7 | 100.0 | 99.6 | 99.6 | 99.6 | 99.9 | 99.7 |
| Yes | 0.0 | 0.2 | 0.2 | 0.3 | 0.0 | 0.4 | 0.4 | 0.4 | 0.1 | 0.3 |
| N of Valid | 821 | 11,998 | 1,002 | 12,664 | 674 | 9,454 | 469 | 6,235 | 2,966 | 40,351 |
| N of Miss | 98 | 1,623 | 67 | 1,227 | 118 | 1,125 | 67 | 725 | 350 | 4,700 |

Table 11.153: If you drank alcohol (not just a sip or taste) in the past year, how did you get it? (Choose all that apply.) I bought it on-line

| | Grade 6 | | Grade 8 | | Grade 10 | | Grade 12 | | Combined | |
|------------|----------|---------|----------|---------|----------|---------|----------|---------|----------|---------|
| | County % | State % | County % | State % | County % | State % | County % | State % | County % | State % |
| No | 100.0 | 99.9 | 99.9 | 99.8 | 99.9 | 99.7 | 99.8 | 99.9 | 99.9 | 99.8 |
| Yes | 0.0 | 0.1 | 0.1 | 0.2 | 0.1 | 0.3 | 0.2 | 0.1 | 0.1 | 0.2 |
| N of Valid | 821 | 11,998 | 1,002 | 12,664 | 674 | 9,454 | 469 | 6,235 | 2,966 | 40,351 |
| N of Miss | 98 | 1,623 | 67 | 1,227 | 118 | 1,125 | 67 | 725 | 350 | 4,700 |

Table 11.154: If you drank alcohol (not just a sip or taste) in the past year, how did you get it? (Choose all that apply.) I got it from someone I know age 21 or older

| | Grade 6 | | Grade 8 | | Grade 10 | | Grade 12 | | Combined | |
|------------|----------|---------|----------|---------|----------|---------|----------|---------|----------|---------|
| | County % | State % | County % | State % | County % | State % | County % | State % | County % | State % |
| No | 98.9 | 98.3 | 96.4 | 96.3 | 94.2 | 92.9 | 90.8 | 87.8 | 95.7 | 94.8 |
| Yes | 1.1 | 1.7 | 3.6 | 3.7 | 5.8 | 7.1 | 9.2 | 12.2 | 4.3 | 5.2 |
| N of Valid | 821 | 11,998 | 1,002 | 12,664 | 674 | 9,454 | 469 | 6,235 | 2,966 | 40,351 |
| N of Miss | 98 | 1,623 | 67 | 1,227 | 118 | 1,125 | 67 | 725 | 350 | 4,700 |

Table 11.155: If you drank alcohol (not just a sip or taste) in the past year, how did you get it? (Choose all that apply.) I got it from someone I know under age 21

| | Grade 6 | | Grade 8 | | Grade 10 | | Grade 12 | | Combined | |
|------------|----------|---------|----------|---------|----------|---------|----------|---------|----------|---------|
| | County % | State % | County % | State % | County % | State % | County % | State % | County % | State % |
| No | 99.9 | 99.6 | 97.8 | 98.2 | 96.7 | 96.4 | 94.0 | 94.0 | 97.5 | 97.6 |
| Yes | 0.1 | 0.4 | 2.2 | 1.8 | 3.3 | 3.6 | 6.0 | 6.0 | 2.5 | 2.4 |
| N of Valid | 821 | 11,998 | 1,002 | 12,664 | 674 | 9,454 | 469 | 6,235 | 2,966 | 40,351 |
| N of Miss | 98 | 1,623 | 67 | 1,227 | 118 | 1,125 | 67 | 725 | 350 | 4,700 |

Table 11.156: If you drank alcohol (not just a sip or taste) in the past year, how did you get it? (Choose all that apply.) I got it from my brother or sister

| | Grade 6 | | Grade 8 | | Grade 10 | | Grade 12 | | Combined | |
|------------|----------|---------|----------|---------|----------|---------|----------|---------|----------|---------|
| | County % | State % | County % | State % | County % | State % | County % | State % | County % | State % |
| No | 99.8 | 99.4 | 98.3 | 98.6 | 97.9 | 98.0 | 98.7 | 97.4 | 98.7 | 98.5 |
| Yes | 0.2 | 0.6 | 1.7 | 1.4 | 2.1 | 2.0 | 1.3 | 2.6 | 1.3 | 1.5 |
| N of Valid | 821 | 11,998 | 1,002 | 12,664 | 674 | 9,454 | 469 | 6,235 | 2,966 | 40,351 |
| N of Miss | 98 | 1,623 | 67 | 1,227 | 118 | 1,125 | 67 | 725 | 350 | 4,700 |

Table 11.157: If you drank alcohol (not just a sip or taste) in the past year, how did you get it? (Choose all that apply.) I got it from home with my parents' permission

| | Grade 6 | | Grade 8 | | Grade 10 | | Grade 12 | | Combined | |
|------------|----------|---------|----------|---------|----------|---------|----------|---------|----------|---------|
| | County % | State % | County % | State % | County % | State % | County % | State % | County % | State % |
| No | 98.4 | 97.6 | 95.5 | 96.1 | 93.9 | 94.4 | 95.1 | 92.3 | 95.9 | 95.6 |
| Yes | 1.6 | 2.4 | 4.5 | 3.9 | 6.1 | 5.6 | 4.9 | 7.7 | 4.1 | 4.4 |
| N of Valid | 821 | 11,998 | 1,002 | 12,664 | 674 | 9,454 | 469 | 6,235 | 2,966 | 40,351 |
| N of Miss | 98 | 1,623 | 67 | 1,227 | 118 | 1,125 | 67 | 725 | 350 | 4,700 |

Table 11.158: If you drank alcohol (not just a sip or taste) in the past year, how did you get it? (Choose all that apply.) I got it from home without my parents' permission

| | Grade 6 | | Grade 8 | | Grade 10 | | Grade 12 | | Combined | |
|------------|----------|---------|----------|---------|----------|---------|----------|---------|----------|---------|
| | County % | State % | County % | State % | County % | State % | County % | State % | County % | State % |
| No | 99.6 | 99.0 | 97.2 | 97.3 | 97.3 | 96.4 | 98.3 | 97.2 | 98.1 | 97.6 |
| Yes | 0.4 | 1.0 | 2.8 | 2.7 | 2.7 | 3.6 | 1.7 | 2.8 | 1.9 | 2.4 |
| N of Valid | 821 | 11,998 | 1,002 | 12,664 | 674 | 9,454 | 469 | 6,235 | 2,966 | 40,351 |
| N of Miss | 98 | 1,623 | 67 | 1,227 | 118 | 1,125 | 67 | 725 | 350 | 4,700 |

Table 11.159: If you drank alcohol (not just a sip or taste) in the past year, how did you get it? (Choose all that apply.) I got it from another relative

| | Grade 6 | | Grade 8 | | Grade 10 | | Grade 12 | | Combined | |
|------------|----------|---------|----------|---------|----------|---------|----------|---------|----------|---------|
| | County % | State % | County % | State % | County % | State % | County % | State % | County % | State % |
| No | 99.6 | 99.0 | 97.7 | 97.9 | 96.7 | 96.8 | 96.8 | 96.2 | 97.9 | 97.7 |
| Yes | 0.4 | 1.0 | 2.3 | 2.1 | 3.3 | 3.2 | 3.2 | 3.8 | 2.1 | 2.3 |
| N of Valid | 821 | 11,998 | 1,002 | 12,664 | 674 | 9,454 | 469 | 6,235 | 2,966 | 40,351 |
| N of Miss | 98 | 1,623 | 67 | 1,227 | 118 | 1,125 | 67 | 725 | 350 | 4,700 |

Table 11.160: If you drank alcohol (not just a sip or taste) in the past year, how did you get it? (Choose all that apply.) A stranger bought it for me

| | Grade 6 | | Grade 8 | | Grade 10 | | Grade 12 | | Combined | |
|------------|----------|---------|----------|---------|----------|---------|----------|---------|----------|---------|
| | County % | State % | County % | State % | County % | State % | County % | State % | County % | State % |
| No | 100.0 | 99.9 | 99.8 | 99.7 | 99.7 | 99.3 | 98.7 | 98.7 | 99.7 | 99.5 |
| Yes | 0.0 | 0.1 | 0.2 | 0.3 | 0.3 | 0.7 | 1.3 | 1.3 | 0.3 | 0.5 |
| N of Valid | 821 | 11,998 | 1,002 | 12,664 | 674 | 9,454 | 469 | 6,235 | 2,966 | 40,351 |
| N of Miss | 98 | 1,623 | 67 | 1,227 | 118 | 1,125 | 67 | 725 | 350 | 4,700 |

Table 11.161: If you drank alcohol (not just a sip or taste) in the past year, how did you get it? (Choose all that apply.) I took it from a store or shop

| | Grade 6 | | Grade 8 | | Grade 10 | | Grade 12 | | Combined | |
|------------|----------|---------|----------|---------|----------|---------|----------|---------|----------|---------|
| | County % | State % | County % | State % | County % | State % | County % | State % | County % | State % |
| No | 100.0 | 99.9 | 99.5 | 99.7 | 99.6 | 99.6 | 99.6 | 99.5 | 99.7 | 99.7 |
| Yes | 0.0 | 0.1 | 0.5 | 0.3 | 0.4 | 0.4 | 0.4 | 0.5 | 0.3 | 0.3 |
| N of Valid | 821 | 11,998 | 1,002 | 12,664 | 674 | 9,454 | 469 | 6,235 | 2,966 | 40,351 |
| N of Miss | 98 | 1,623 | 67 | 1,227 | 118 | 1,125 | 67 | 725 | 350 | 4,700 |

Table 11.162: If you drank alcohol (not just a sip or taste) in the past year, how did you get it? (Choose all that apply.) Other

| | Grade 6 | | Grade 8 | | Grade 10 | | Grade 12 | | Combined | |
|------------|----------|---------|----------|---------|----------|---------|----------|---------|----------|---------|
| | County % | State % | County % | State % | County % | State % | County % | State % | County % | State % |
| No | 97.6 | 97.7 | 95.8 | 96.3 | 96.7 | 94.5 | 94.2 | 92.9 | 96.3 | 95.8 |
| Yes | 2.4 | 2.3 | 4.2 | 3.7 | 3.3 | 5.5 | 5.8 | 7.1 | 3.7 | 4.2 |
| N of Valid | 821 | 11,998 | 1,002 | 12,664 | 674 | 9,454 | 469 | 6,235 | 2,966 | 40,351 |
| N of Miss | 98 | 1,623 | 67 | 1,227 | 118 | 1,125 | 67 | 725 | 350 | 4,700 |

Table 11.163: If you smoked cigarettes (not just a puff or drag) in the past year, how did you get them? (Choose all that apply.) I did not smoke cigarettes in the past year

| | Grade 6 | | Grade 8 | | Grade 10 | | Grade 12 | | Combined | |
|------------|----------|---------|----------|---------|----------|---------|----------|---------|----------|---------|
| | County % | State % | County % | State % | County % | State % | County % | State % | County % | State % |
| No | 1.9 | 2.3 | 4.2 | 3.9 | 3.8 | 5.4 | 8.8 | 8.2 | 4.2 | 4.4 |
| Yes | 98.1 | 97.7 | 95.8 | 96.1 | 96.2 | 94.6 | 91.2 | 91.8 | 95.8 | 95.6 |
| N of Valid | 824 | 11,940 | 1,007 | 12,659 | 676 | 9,487 | 468 | 6,216 | 2,975 | 40,302 |
| N of Miss | 95 | 1,681 | 62 | 1,232 | 116 | 1,092 | 68 | 744 | 341 | 4,749 |

Table 11.164: If you smoked cigarettes (not just a puff or drag) in the past year, how did you get them? (Choose all that apply.) I bought them myself with a fake ID

| | Grade 6 | | Grade 8 | | Grade 10 | | Grade 12 | | Combined | |
|------------|----------|---------|----------|---------|----------|---------|----------|---------|----------|---------|
| | County % | State % | County % | State % | County % | State % | County % | State % | County % | State % |
| No | 99.9 | 99.8 | 100.0 | 99.8 | 100.0 | 99.8 | 99.6 | 99.7 | 99.9 | 99.8 |
| Yes | 0.1 | 0.2 | 0.0 | 0.2 | 0.0 | 0.2 | 0.4 | 0.3 | 0.1 | 0.2 |
| N of Valid | 824 | 11,940 | 1,007 | 12,659 | 676 | 9,487 | 468 | 6,216 | 2,975 | 40,302 |
| N of Miss | 95 | 1,681 | 62 | 1,232 | 116 | 1,092 | 68 | 744 | 341 | 4,749 |

Table 11.165: If you smoked cigarettes (not just a puff or drag) in the past year, how did you get them? (Choose all that apply.) I bought them myself without a fake ID

| | Grade 6 | | Grade 8 | | Grade 10 | | Grade 12 | | Combined | |
|------------|----------|---------|----------|---------|----------|---------|----------|---------|----------|---------|
| | County % | State % | County % | State % | County % | State % | County % | State % | County % | State % |
| No | 99.9 | 99.9 | 99.9 | 99.9 | 99.9 | 99.6 | 98.5 | 99.2 | 99.7 | 99.7 |
| Yes | 0.1 | 0.1 | 0.1 | 0.1 | 0.1 | 0.4 | 1.5 | 0.8 | 0.3 | 0.3 |
| N of Valid | 824 | 11,940 | 1,007 | 12,659 | 676 | 9,487 | 468 | 6,216 | 2,975 | 40,302 |
| N of Miss | 95 | 1,681 | 62 | 1,232 | 116 | 1,092 | 68 | 744 | 341 | 4,749 |

Table 11.166: If you smoked cigarettes (not just a puff or drag) in the past year, how did you get them? (Choose all that apply.) I got them from someone I know age 21 or older

| | Grade 6 | | Grade 8 | | Grade 10 | | Grade 12 | | Combined | |
|------------|----------|---------|----------|---------|----------|---------|----------|---------|----------|---------|
| | County % | State % | County % | State % | County % | State % | County % | State % | County % | State % |
| No | 99.5 | 99.6 | 99.3 | 99.4 | 99.6 | 98.9 | 98.1 | 97.5 | 99.2 | 99.0 |
| Yes | 0.5 | 0.4 | 0.7 | 0.6 | 0.4 | 1.1 | 1.9 | 2.5 | 0.8 | 1.0 |
| N of Valid | 824 | 11,940 | 1,007 | 12,659 | 676 | 9,487 | 468 | 6,216 | 2,975 | 40,302 |
| N of Miss | 95 | 1,681 | 62 | 1,232 | 116 | 1,092 | 68 | 744 | 341 | 4,749 |

Table 11.167: If you smoked cigarettes (not just a puff or drag) in the past year, how did you get them? (Choose all that apply.) I got them from someone I know under age 21

| | Grade 6 | | Grade 8 | | Grade 10 | | Grade 12 | | Combined | |
|------------|----------|---------|----------|---------|----------|---------|----------|---------|----------|---------|
| | County % | State % | County % | State % | County % | State % | County % | State % | County % | State % |
| No | 99.5 | 99.6 | 98.8 | 99.1 | 99.3 | 98.8 | 98.3 | 98.3 | 99.0 | 99.1 |
| Yes | 0.5 | 0.4 | 1.2 | 0.9 | 0.7 | 1.2 | 1.7 | 1.7 | 1.0 | 0.9 |
| N of Valid | 824 | 11,940 | 1,007 | 12,659 | 676 | 9,487 | 468 | 6,216 | 2,975 | 40,302 |
| N of Miss | 95 | 1,681 | 62 | 1,232 | 116 | 1,092 | 68 | 744 | 341 | 4,749 |

Table 11.168: If you smoked cigarettes (not just a puff or drag) in the past year, how did you get them? (Choose all that apply.) I got them from my brother or sister

| | Grade 6 | | Grade 8 | | Grade 10 | | Grade 12 | | Combined | |
|------------|----------|---------|----------|---------|----------|---------|----------|---------|----------|---------|
| | County % | State % | County % | State % | County % | State % | County % | State % | County % | State % |
| No | 99.9 | 99.8 | 99.7 | 99.6 | 99.9 | 99.7 | 99.4 | 99.6 | 99.7 | 99.7 |
| Yes | 0.1 | 0.2 | 0.3 | 0.4 | 0.1 | 0.3 | 0.6 | 0.4 | 0.3 | 0.3 |
| N of Valid | 824 | 11,940 | 1,007 | 12,659 | 676 | 9,487 | 468 | 6,216 | 2,975 | 40,302 |
| N of Miss | 95 | 1,681 | 62 | 1,232 | 116 | 1,092 | 68 | 744 | 341 | 4,749 |

Table 11.169: If you smoked cigarettes (not just a puff or drag) in the past year, how did you get them? (Choose all that apply.) I got them from home with my parents' permission

| | Grade 6 | | Grade 8 | | Grade 10 | | Grade 12 | | Combined | |
|------------|----------|---------|----------|---------|----------|---------|----------|---------|----------|---------|
| | County % | State % | County % | State % | County % | State % | County % | State % | County % | State % |
| No | 100.0 | 99.8 | 99.6 | 99.7 | 99.9 | 99.7 | 99.8 | 99.6 | 99.8 | 99.7 |
| Yes | 0.0 | 0.2 | 0.4 | 0.3 | 0.1 | 0.3 | 0.2 | 0.4 | 0.2 | 0.3 |
| N of Valid | 824 | 11,940 | 1,007 | 12,659 | 676 | 9,487 | 468 | 6,216 | 2,975 | 40,302 |
| N of Miss | 95 | 1,681 | 62 | 1,232 | 116 | 1,092 | 68 | 744 | 341 | 4,749 |

Table 11.170: If you smoked cigarettes (not just a puff or drag) in the past year, how did you get them? (Choose all that apply.) I got them from home without my parents' permission

| | Grade 6 | | Grade 8 | | Grade 10 | | Grade 12 | | Combined | |
|------------|----------|---------|----------|---------|----------|---------|----------|---------|----------|---------|
| | County % | State % | County % | State % | County % | State % | County % | State % | County % | State % |
| No | 99.5 | 99.4 | 99.1 | 98.9 | 99.3 | 98.8 | 98.7 | 99.0 | 99.2 | 99.1 |
| Yes | 0.5 | 0.6 | 0.9 | 1.1 | 0.7 | 1.2 | 1.3 | 1.0 | 0.8 | 0.9 |
| N of Valid | 824 | 11,940 | 1,007 | 12,659 | 676 | 9,487 | 468 | 6,216 | 2,975 | 40,302 |
| N of Miss | 95 | 1,681 | 62 | 1,232 | 116 | 1,092 | 68 | 744 | 341 | 4,749 |

Table 11.171: If you smoked cigarettes (not just a puff or drag) in the past year, how did you get them? (Choose all that apply.) I got them from another relative

| | Grade 6 | | Grade 8 | | Grade 10 | | Grade 12 | | Combined | |
|------------|----------|---------|----------|---------|----------|---------|----------|---------|----------|---------|
| | County % | State % | County % | State % | County % | State % | County % | State % | County % | State % |
| No | 100.0 | 99.6 | 99.6 | 99.5 | 99.6 | 99.3 | 99.1 | 99.4 | 99.6 | 99.5 |
| Yes | 0.0 | 0.4 | 0.4 | 0.5 | 0.4 | 0.7 | 0.9 | 0.6 | 0.4 | 0.5 |
| N of Valid | 824 | 11,940 | 1,007 | 12,659 | 676 | 9,487 | 468 | 6,216 | 2,975 | 40,302 |
| N of Miss | 95 | 1,681 | 62 | 1,232 | 116 | 1,092 | 68 | 744 | 341 | 4,749 |

Table 11.172: If you smoked cigarettes (not just a puff or drag) in the past year, how did you get them? (Choose all that apply.) A stranger bought them for me

| | Grade 6 | | Grade 8 | | Grade 10 | | Grade 12 | | Combined | |
|------------|----------|---------|----------|---------|----------|---------|----------|---------|----------|---------|
| | County % | State % | County % | State % | County % | State % | County % | State % | County % | State % |
| No | 100.0 | 99.9 | 99.7 | 99.8 | 100.0 | 99.7 | 100.0 | 99.5 | 99.9 | 99.8 |
| Yes | 0.0 | 0.1 | 0.3 | 0.2 | 0.0 | 0.3 | 0.0 | 0.5 | 0.1 | 0.2 |
| N of Valid | 824 | 11,940 | 1,007 | 12,659 | 676 | 9,487 | 468 | 6,216 | 2,975 | 40,302 |
| N of Miss | 95 | 1,681 | 62 | 1,232 | 116 | 1,092 | 68 | 744 | 341 | 4,749 |

Table 11.173: If you smoked cigarettes (not just a puff or drag) in the past year, how did you get them? (Choose all that apply.) I took them from a store or shop

| | Grade 6 | | Grade 8 | | Grade 10 | | Grade 12 | | Combined | |
|------------|----------|---------|----------|---------|----------|---------|----------|---------|----------|---------|
| | County % | State % | County % | State % | County % | State % | County % | State % | County % | State % |
| No | 99.9 | 99.9 | 99.8 | 99.9 | 100.0 | 99.8 | 99.8 | 99.8 | 99.9 | 99.9 |
| Yes | 0.1 | 0.1 | 0.2 | 0.1 | 0.0 | 0.2 | 0.2 | 0.2 | 0.1 | 0.1 |
| N of Valid | 824 | 11,940 | 1,007 | 12,659 | 676 | 9,487 | 468 | 6,216 | 2,975 | 40,302 |
| N of Miss | 95 | 1,681 | 62 | 1,232 | 116 | 1,092 | 68 | 744 | 341 | 4,749 |

Table 11.174: If you smoked cigarettes (not just a puff or drag) in the past year, how did you get them? (Choose all that apply.) Other

| | Grade 6 | | Grade 8 | | Grade 10 | | Grade 12 | | Combined | |
|------------|----------|---------|----------|---------|----------|---------|----------|---------|----------|---------|
| | County % | State % | County % | State % | County % | State % | County % | State % | County % | State % |
| No | 98.5 | 98.6 | 97.4 | 97.9 | 98.7 | 97.4 | 96.4 | 96.2 | 97.8 | 97.7 |
| Yes | 1.5 | 1.4 | 2.6 | 2.1 | 1.3 | 2.6 | 3.6 | 3.8 | 2.2 | 2.3 |
| N of Valid | 824 | 11,940 | 1,007 | 12,659 | 676 | 9,487 | 468 | 6,216 | 2,975 | 40,302 |
| N of Miss | 95 | 1,681 | 62 | 1,232 | 116 | 1,092 | 68 | 744 | 341 | 4,749 |

Table 11.175: If you used a nicotine (or flavor based) vaping product like e-cigarettes, e-cigars, or e-hookahs (not just a puff or drag) in the past year, how did you get them? (Choose all that apply.) I did not use e-cigarettes, e-cigars, or e-hookahs in the past year

| | Grade 6 | | Grade 8 | | Grade 10 | | Grade 12 | | Combined | |
|------------|----------|---------|----------|---------|----------|---------|----------|---------|----------|---------|
| | County % | State % | County % | State % | County % | State % | County % | State % | County % | State % |
| No | 1.5 | 3.4 | 7.5 | 8.9 | 10.9 | 11.9 | 12.2 | 16.1 | 7.4 | 9.1 |
| Yes | 98.5 | 96.6 | 92.5 | 91.1 | 89.1 | 88.1 | 87.8 | 83.9 | 92.6 | 90.9 |
| N of Valid | 815 | 11,710 | 1,002 | 12,419 | 669 | 9,332 | 466 | 6,107 | 2,952 | 39,568 |
| N of Miss | 104 | 1,911 | 67 | 1,472 | 123 | 1,247 | 70 | 853 | 364 | 5,483 |

Table 11.176: If you used a nicotine (or flavor based) vaping product like e-cigarettes, e-cigars, or e-hookahs (not just a puff or drag) in the past year, how did you get them? (Choose all that apply.) I bought them in a store such as a convenience store, supermarket, discount store, or gas station

| | Grade 6 | | Grade 8 | | Grade 10 | | Grade 12 | | Combined | |
|------------|----------|---------|----------|---------|----------|---------|----------|---------|----------|---------|
| | County % | State % | County % | State % | County % | State % | County % | State % | County % | State % |
| No | 99.9 | 99.7 | 99.5 | 99.5 | 98.2 | 99.0 | 94.4 | 97.0 | 98.5 | 99.1 |
| Yes | 0.1 | 0.3 | 0.5 | 0.5 | 1.8 | 1.0 | 5.6 | 3.0 | 1.5 | 0.9 |
| N of Valid | 815 | 11,710 | 1,002 | 12,419 | 669 | 9,332 | 466 | 6,107 | 2,952 | 39,568 |
| N of Miss | 104 | 1,911 | 67 | 1,472 | 123 | 1,247 | 70 | 853 | 364 | 5,483 |

Table 11.177: If you used a nicotine (or flavor based) vaping product like e-cigarettes, e-cigars, or e-hookahs (not just a puff or drag) in the past year, how did you get them? (Choose all that apply.) I got them on the Internet

| | Grade 6 | | Grade 8 | | Grade 10 | | Grade 12 | | Combined | |
|------------|----------|---------|----------|---------|----------|---------|----------|---------|----------|---------|
| | County % | State % | County % | State % | County % | State % | County % | State % | County % | State % |
| No | 99.9 | 99.8 | 99.7 | 99.8 | 100.0 | 99.6 | 99.6 | 99.4 | 99.8 | 99.7 |
| Yes | 0.1 | 0.2 | 0.3 | 0.2 | 0.0 | 0.4 | 0.4 | 0.6 | 0.2 | 0.3 |
| N of Valid | 815 | 11,710 | 1,002 | 12,419 | 669 | 9,332 | 466 | 6,107 | 2,952 | 39,568 |
| N of Miss | 104 | 1,911 | 67 | 1,472 | 123 | 1,247 | 70 | 853 | 364 | 5,483 |

Table 11.178: If you used a nicotine (or flavor based) vaping product like e-cigarettes, e-cigars, or e-hookahs (not just a puff or drag) in the past year, how did you get them? (Choose all that apply.) I got them at a store that sells electronic cigarettes, such as a "vape shop"

| | Grade 6 | | Grade 8 | | Grade 10 | | Grade 12 | | Combined | |
|------------|----------|---------|----------|---------|----------|---------|----------|---------|----------|---------|
| | County % | State % | County % | State % | County % | State % | County % | State % | County % | State % |
| No | 99.8 | 99.8 | 99.4 | 99.5 | 99.0 | 98.9 | 98.3 | 97.8 | 99.2 | 99.2 |
| Yes | 0.2 | 0.2 | 0.6 | 0.5 | 1.0 | 1.1 | 1.7 | 2.2 | 0.8 | 0.8 |
| N of Valid | 815 | 11,710 | 1,002 | 12,419 | 669 | 9,332 | 466 | 6,107 | 2,952 | 39,568 |
| N of Miss | 104 | 1,911 | 67 | 1,472 | 123 | 1,247 | 70 | 853 | 364 | 5,483 |

Table 11.179: If you used a nicotine (or flavor based) vaping product like e-cigarettes, e-cigars, or e-hookahs (not just a puff or drag) in the past year, how did you get them? (Choose all that apply.) I got them from a family member

| | Grade 6 | | Grade 8 | | Grade 10 | | Grade 12 | | Combined | |
|------------|----------|---------|----------|---------|----------|---------|----------|---------|----------|---------|
| | County % | State % | County % | State % | County % | State % | County % | State % | County % | State % |
| No | 98.9 | 98.5 | 97.0 | 97.0 | 97.8 | 96.8 | 96.6 | 96.4 | 97.6 | 97.3 |
| Yes | 1.1 | 1.5 | 3.0 | 3.0 | 2.2 | 3.2 | 3.4 | 3.6 | 2.4 | 2.7 |
| N of Valid | 815 | 11,710 | 1,002 | 12,419 | 669 | 9,332 | 466 | 6,107 | 2,952 | 39,568 |
| N of Miss | 104 | 1,911 | 67 | 1,472 | 123 | 1,247 | 70 | 853 | 364 | 5,483 |

Table 11.180: If you used a nicotine (or flavor based) vaping product like e-cigarettes, e-cigars, or e-hookahs (not just a puff or drag) in the past year, how did you get them? (Choose all that apply.) I got them from a friend

| | Grade 6 | | Grade 8 | | Grade 10 | | Grade 12 | | Combined | |
|------------|----------|---------|----------|---------|----------|---------|----------|---------|----------|---------|
| | County % | State % | County % | State % | County % | State % | County % | State % | County % | State % |
| No | 99.8 | 98.6 | 95.1 | 94.0 | 91.8 | 91.6 | 92.1 | 90.3 | 95.2 | 94.2 |
| Yes | 0.2 | 1.4 | 4.9 | 6.0 | 8.2 | 8.4 | 7.9 | 9.7 | 4.8 | 5.8 |
| N of Valid | 815 | 11,710 | 1,002 | 12,419 | 669 | 9,332 | 466 | 6,107 | 2,952 | 39,568 |
| N of Miss | 104 | 1,911 | 67 | 1,472 | 123 | 1,247 | 70 | 853 | 364 | 5,483 |

Table 11.181: If you used a nicotine (or flavor based) vaping product like e-cigarettes, e-cigars, or e-hookahs (not just a puff or drag) in the past year, how did you get them? (Choose all that apply.) A stranger got them for me

| | Grade 6 | | Grade 8 | | Grade 10 | | Grade 12 | | Combined | |
|------------|----------|---------|----------|---------|----------|---------|----------|---------|----------|---------|
| | County % | State % | County % | State % | County % | State % | County % | State % | County % | State % |
| No | 99.8 | 99.8 | 99.5 | 99.6 | 99.6 | 99.1 | 99.4 | 99.1 | 99.6 | 99.5 |
| Yes | 0.2 | 0.2 | 0.5 | 0.4 | 0.4 | 0.9 | 0.6 | 0.9 | 0.4 | 0.5 |
| N of Valid | 815 | 11,710 | 1,002 | 12,419 | 669 | 9,332 | 466 | 6,107 | 2,952 | 39,568 |
| N of Miss | 104 | 1,911 | 67 | 1,472 | 123 | 1,247 | 70 | 853 | 364 | 5,483 |

Table 11.182: If you used a nicotine (or flavor based) vaping product like e-cigarettes, e-cigars, or e-hookahs (not just a puff or drag) in the past year, how did you get them? (Choose all that apply.) I took them from a store or shop

| | Grade 6 | | Grade 8 | | Grade 10 | | Grade 12 | | Combined | |
|------------|----------|---------|----------|---------|----------|---------|----------|---------|----------|---------|
| | County % | State % | County % | State % | County % | State % | County % | State % | County % | State % |
| No | 100.0 | 99.9 | 99.8 | 99.8 | 100.0 | 99.7 | 99.8 | 99.6 | 99.9 | 99.8 |
| Yes | 0.0 | 0.1 | 0.2 | 0.2 | 0.0 | 0.3 | 0.2 | 0.4 | 0.1 | 0.2 |
| N of Valid | 815 | 11,710 | 1,002 | 12,419 | 669 | 9,332 | 466 | 6,107 | 2,952 | 39,568 |
| N of Miss | 104 | 1,911 | 67 | 1,472 | 123 | 1,247 | 70 | 853 | 364 | 5,483 |

Table 11.183: If you used a nicotine (or flavor based) vaping product like e-cigarettes, e-cigars, or e-hookahs (not just a puff or drag) in the past year, how did you get them? (Choose all that apply.) I got them some other way

| | Grade 6 | | Grade 8 | | Grade 10 | | Grade 12 | | Combined | |
|------------|----------|---------|----------|---------|----------|---------|----------|---------|----------|---------|
| | County % | State % | County % | State % | County % | State % | County % | State % | County % | State % |
| No | 99.8 | 99.0 | 97.4 | 97.8 | 98.5 | 97.7 | 98.1 | 96.6 | 98.4 | 97.9 |
| Yes | 0.2 | 1.0 | 2.6 | 2.2 | 1.5 | 2.3 | 1.9 | 3.4 | 1.6 | 2.1 |
| N of Valid | 815 | 11,710 | 1,002 | 12,419 | 669 | 9,332 | 466 | 6,107 | 2,952 | 39,568 |
| N of Miss | 104 | 1,911 | 67 | 1,472 | 123 | 1,247 | 70 | 853 | 364 | 5,483 |

Table 11.184: What have been the most important reasons for you to vape? (Choose all that apply.) I have not vaped

| | Grade 6 | | Grade 8 | | Grade 10 | | Grade 12 | | Combined | |
|------------|----------|---------|----------|---------|----------|---------|----------|---------|----------|---------|
| | County % | State % | County % | State % | County % | State % | County % | State % | County % | State % |
| No | 2.3 | 5.3 | 10.6 | 12.5 | 12.9 | 15.6 | 14.1 | 19.3 | 9.4 | 12.2 |
| Yes | 97.7 | 94.7 | 89.4 | 87.5 | 87.1 | 84.4 | 85.9 | 80.7 | 90.6 | 87.8 |
| N of Valid | 827 | 11,957 | 1,006 | 12,613 | 681 | 9,460 | 474 | 6,191 | 2,988 | 40,221 |
| N of Miss | 92 | 1,664 | 63 | 1,278 | 111 | 1,119 | 62 | 769 | 328 | 4,830 |

Table 11.185: What have been the most important reasons for you to vape? (Choose all that apply.) To help me quit regular cigarettes

| | Grade 6 | | Grade 8 | | Grade 10 | | Grade 12 | | Combined | |
|------------|----------|---------|----------|---------|----------|---------|----------|---------|----------|---------|
| | County % | State % | County % | State % | County % | State % | County % | State % | County % | State % |
| No | 99.9 | 99.8 | 99.7 | 99.6 | 99.9 | 99.5 | 100.0 | 99.4 | 99.8 | 99.6 |
| Yes | 0.1 | 0.2 | 0.3 | 0.4 | 0.1 | 0.5 | 0.0 | 0.6 | 0.2 | 0.4 |
| N of Valid | 827 | 11,957 | 1,006 | 12,613 | 681 | 9,460 | 474 | 6,191 | 2,988 | 40,221 |
| N of Miss | 92 | 1,664 | 63 | 1,278 | 111 | 1,119 | 62 | 769 | 328 | 4,830 |

Table 11.186: What have been the most important reasons for you to vape? (Choose all that apply.) Because regular cigarette use is not permitted

| | Grade 6 | | Grade 8 | | Grade 10 | | Grade 12 | | Combined | |
|------------|----------|---------|----------|---------|----------|---------|----------|---------|----------|---------|
| | County % | State % | County % | State % | County % | State % | County % | State % | County % | State % |
| No | 99.8 | 99.8 | 100.0 | 99.8 | 99.7 | 99.6 | 99.6 | 99.7 | 99.8 | 99.7 |
| Yes | 0.2 | 0.2 | 0.0 | 0.2 | 0.3 | 0.4 | 0.4 | 0.3 | 0.2 | 0.3 |
| N of Valid | 827 | 11,957 | 1,006 | 12,613 | 681 | 9,460 | 474 | 6,191 | 2,988 | 40,221 |
| N of Miss | 92 | 1,664 | 63 | 1,278 | 111 | 1,119 | 62 | 769 | 328 | 4,830 |

Table 11.187: What have been the most important reasons for you to vape? (Choose all that apply.) To experiment - to see what it's like

| | Grade 6 | | Grade 8 | | Grade 10 | | Grade 12 | | Combined | |
|------------|----------|---------|----------|---------|----------|---------|----------|---------|----------|---------|
| | County % | State % | County % | State % | County % | State % | County % | State % | County % | State % |
| No | 98.7 | 97.3 | 93.8 | 94.3 | 93.0 | 93.0 | 94.5 | 92.9 | 95.1 | 94.6 |
| Yes | 1.3 | 2.7 | 6.2 | 5.7 | 7.0 | 7.0 | 5.5 | 7.1 | 4.9 | 5.4 |
| N of Valid | 827 | 11,957 | 1,006 | 12,613 | 681 | 9,460 | 474 | 6,191 | 2,988 | 40,221 |
| N of Miss | 92 | 1,664 | 63 | 1,278 | 111 | 1,119 | 62 | 769 | 328 | 4,830 |

Table 11.188: What have been the most important reasons for you to vape? (Choose all that apply.) To relax or relieve tension

| | Grade 6 | | Grade 8 | | Grade 10 | | Grade 12 | | Combined | |
|------------|----------|---------|----------|---------|----------|---------|----------|---------|----------|---------|
| | County % | State % | County % | State % | County % | State % | County % | State % | County % | State % |
| No | 99.4 | 98.5 | 95.3 | 94.2 | 93.8 | 92.0 | 92.6 | 90.0 | 95.7 | 94.3 |
| Yes | 0.6 | 1.5 | 4.7 | 5.8 | 6.2 | 8.0 | 7.4 | 10.0 | 4.3 | 5.7 |
| N of Valid | 827 | 11,957 | 1,006 | 12,613 | 681 | 9,460 | 474 | 6,191 | 2,988 | 40,221 |
| N of Miss | 92 | 1,664 | 63 | 1,278 | 111 | 1,119 | 62 | 769 | 328 | 4,830 |

Table 11.189: What have been the most important reasons for you to vape? (Choose all that apply.) To feel good or get high

| | Grade 6 | | Grade 8 | | Grade 10 | | Grade 12 | | Combined | |
|------------|----------|---------|----------|---------|----------|---------|----------|---------|----------|---------|
| | County % | State % | County % | State % | County % | State % | County % | State % | County % | State % |
| No | 99.6 | 99.3 | 97.9 | 97.3 | 97.7 | 96.6 | 97.3 | 96.8 | 98.2 | 97.7 |
| Yes | 0.4 | 0.7 | 2.1 | 2.7 | 2.3 | 3.4 | 2.7 | 3.2 | 1.8 | 2.3 |
| N of Valid | 827 | 11,957 | 1,006 | 12,613 | 681 | 9,460 | 474 | 6,191 | 2,988 | 40,221 |
| N of Miss | 92 | 1,664 | 63 | 1,278 | 111 | 1,119 | 62 | 769 | 328 | 4,830 |

Table 11.190: What have been the most important reasons for you to vape? (Choose all that apply.) Because it looks cool

| | Grade 6 | | Grade 8 | | Grade 10 | | Grade 12 | | Combined | |
|------------|----------|---------|----------|---------|----------|---------|----------|---------|----------|---------|
| | County % | State % | County % | State % | County % | State % | County % | State % | County % | State % |
| No | 99.4 | 98.7 | 99.0 | 98.4 | 98.5 | 98.3 | 98.9 | 98.7 | 99.0 | 98.5 |
| Yes | 0.6 | 1.3 | 1.0 | 1.6 | 1.5 | 1.7 | 1.1 | 1.3 | 1.0 | 1.5 |
| N of Valid | 827 | 11,957 | 1,006 | 12,613 | 681 | 9,460 | 474 | 6,191 | 2,988 | 40,221 |
| N of Miss | 92 | 1,664 | 63 | 1,278 | 111 | 1,119 | 62 | 769 | 328 | 4,830 |

Table 11.191: What have been the most important reasons for you to vape? (Choose all that apply.) To have a good time with my friends

| | Grade 6 | | Grade 8 | | Grade 10 | | Grade 12 | | Combined | |
|------------|----------|---------|----------|---------|----------|---------|----------|---------|----------|---------|
| | County % | State % | County % | State % | County % | State % | County % | State % | County % | State % |
| No | 99.8 | 99.4 | 98.4 | 97.8 | 97.1 | 97.1 | 97.7 | 97.4 | 98.4 | 98.0 |
| Yes | 0.2 | 0.6 | 1.6 | 2.2 | 2.9 | 2.9 | 2.3 | 2.6 | 1.6 | 2.0 |
| N of Valid | 827 | 11,957 | 1,006 | 12,613 | 681 | 9,460 | 474 | 6,191 | 2,988 | 40,221 |
| N of Miss | 92 | 1,664 | 63 | 1,278 | 111 | 1,119 | 62 | 769 | 328 | 4,830 |

Table 11.192: What have been the most important reasons for you to vape? (Choose all that apply.) Because of boredom, nothing else to do

| | Grade 6 | | Grade 8 | | Grade 10 | | Grade 12 | | Combined | |
|------------|----------|---------|----------|---------|----------|---------|----------|---------|----------|---------|
| | County % | State % | County % | State % | County % | State % | County % | State % | County % | State % |
| No | 99.6 | 98.6 | 97.4 | 96.6 | 96.0 | 95.5 | 95.4 | 95.5 | 97.4 | 96.7 |
| Yes | 0.4 | 1.4 | 2.6 | 3.4 | 4.0 | 4.5 | 4.6 | 4.5 | 2.6 | 3.3 |
| N of Valid | 827 | 11,957 | 1,006 | 12,613 | 681 | 9,460 | 474 | 6,191 | 2,988 | 40,221 |
| N of Miss | 92 | 1,664 | 63 | 1,278 | 111 | 1,119 | 62 | 769 | 328 | 4,830 |

Table 11.193: What have been the most important reasons for you to vape? (Choose all that apply.) Because it tastes good

| | Grade 6 | | Grade 8 | | Grade 10 | | Grade 12 | | Combined | |
|------------|----------|---------|----------|---------|----------|---------|----------|---------|----------|---------|
| | County % | State % | County % | State % | County % | State % | County % | State % | County % | State % |
| No | 99.5 | 98.6 | 96.6 | 96.5 | 95.4 | 95.4 | 96.6 | 95.7 | 97.2 | 96.7 |
| Yes | 0.5 | 1.4 | 3.4 | 3.5 | 4.6 | 4.6 | 3.4 | 4.3 | 2.8 | 3.3 |
| N of Valid | 827 | 11,957 | 1,006 | 12,613 | 681 | 9,460 | 474 | 6,191 | 2,988 | 40,221 |
| N of Miss | 92 | 1,664 | 63 | 1,278 | 111 | 1,119 | 62 | 769 | 328 | 4,830 |

Table 11.194: What have been the most important reasons for you to vape? (Choose all that apply.) Because I am "hooked" - I have to have it

| | Grade 6 | | Grade 8 | | Grade 10 | | Grade 12 | | Combined | |
|------------|----------|---------|----------|---------|----------|---------|----------|---------|----------|---------|
| | County % | State % | County % | State % | County % | State % | County % | State % | County % | State % |
| No | 99.6 | 99.7 | 99.5 | 99.1 | 98.5 | 97.9 | 97.9 | 96.8 | 99.1 | 98.6 |
| Yes | 0.4 | 0.3 | 0.5 | 0.9 | 1.5 | 2.1 | 2.1 | 3.2 | 0.9 | 1.4 |
| N of Valid | 827 | 11,957 | 1,006 | 12,613 | 681 | 9,460 | 474 | 6,191 | 2,988 | 40,221 |
| N of Miss | 92 | 1,664 | 63 | 1,278 | 111 | 1,119 | 62 | 769 | 328 | 4,830 |

Table 11.195: During the last month, about how many marijuana cigarettes, or the equivalent, did you smoke a day, on the average? (If you shared them with other people, count only the amount YOU smoked.)

| | Grade 6 | | Grade 8 | | Grade 10 | | Grade 12 | | Combined | |
|-------------------|----------|---------|----------|---------|----------|---------|----------|---------|----------|---------|
| | County % | State % | County % | State % | County % | State % | County % | State % | County % | State % |
| None | 99.6 | 99.2 | 98.2 | 97.4 | 96.9 | 95.9 | 95.0 | 93.7 | 97.8 | 97.0 |
| Less than 1 a day | 0.2 | 0.4 | 1.0 | 1.1 | 1.8 | 1.8 | 2.2 | 2.6 | 1.2 | 1.3 |
| 1 a day | 0.1 | 0.1 | 0.1 | 0.3 | 0.4 | 0.5 | 1.1 | 0.9 | 0.3 | 0.4 |
| 2-3 a day | 0.0 | 0.1 | 0.4 | 0.5 | 0.7 | 0.9 | 0.9 | 1.4 | 0.4 | 0.6 |
| 4-6 a day | 0.0 | 0.1 | 0.1 | 0.2 | 0.1 | 0.3 | 0.2 | 0.6 | 0.1 | 0.3 |
| 7-10 a day | 0.0 | 0.1 | 0.2 | 0.1 | 0.0 | 0.1 | 0.0 | 0.3 | 0.1 | 0.1 |
| 11 or more a day | 0.0 | 0.1 | 0.0 | 0.3 | 0.0 | 0.5 | 0.7 | 0.6 | 0.1 | 0.3 |
| N of Valid | 813 | 11,836 | 993 | 12,526 | 669 | 9,404 | 461 | 6,140 | 2,936 | 39,906 |
| N of Miss | 106 | 1,785 | 76 | 1,365 | 123 | 1,175 | 75 | 820 | 380 | 5,145 |

Table 11.196: If you used marijuana (weed, pot) (not just a puff or drag) in the past year, how did you get it? (Choose all that apply.) I did not use marijuana in the past year

| | Grade 6 | | Grade 8 | | Grade 10 | | Grade 12 | | Combined | |
|------------|----------|---------|----------|---------|----------|---------|----------|---------|----------|---------|
| | County % | State % | County % | State % | County % | State % | County % | State % | County % | State % |
| No | 1.5 | 1.4 | 4.8 | 5.1 | 7.0 | 8.6 | 11.8 | 13.4 | 5.5 | 6.1 |
| Yes | 98.5 | 98.6 | 95.2 | 94.9 | 93.0 | 91.4 | 88.2 | 86.6 | 94.5 | 93.9 |
| N of Valid | 825 | 11,811 | 1,006 | 12,585 | 670 | 9,420 | 468 | 6,174 | 2,969 | 39,990 |
| N of Miss | 94 | 1,810 | 63 | 1,306 | 122 | 1,159 | 68 | 786 | 347 | 5,061 |

Table 11.197: If you used marijuana (weed, pot) (not just a puff or drag) in the past year, how did you get it? (Choose all that apply.) I bought it myself

| | Grade 6 | | Grade 8 | | Grade 10 | | Grade 12 | | Combined | |
|------------|----------|---------|----------|---------|----------|---------|----------|---------|----------|---------|
| | County % | State % | County % | State % | County % | State % | County % | State % | County % | State % |
| No | 100.0 | 99.8 | 99.1 | 99.1 | 98.5 | 98.0 | 96.2 | 95.9 | 98.8 | 98.6 |
| Yes | 0.0 | 0.2 | 0.9 | 0.9 | 1.5 | 2.0 | 3.8 | 4.1 | 1.2 | 1.4 |
| N of Valid | 825 | 11,811 | 1,006 | 12,585 | 670 | 9,420 | 468 | 6,174 | 2,969 | 39,990 |
| N of Miss | 94 | 1,810 | 63 | 1,306 | 122 | 1,159 | 68 | 786 | 347 | 5,061 |

Table 11.198: If you used marijuana (weed, pot) (not just a puff or drag) in the past year, how did you get it? (Choose all that apply.) I got it from someone at school

| | Grade 6 | | Grade 8 | | Grade 10 | | Grade 12 | | Combined | |
|------------|----------|---------|----------|---------|----------|---------|----------|---------|----------|---------|
| | County % | State % | County % | State % | County % | State % | County % | State % | County % | State % |
| No | 99.9 | 99.8 | 98.9 | 98.9 | 98.8 | 97.9 | 98.7 | 97.7 | 99.1 | 98.7 |
| Yes | 0.1 | 0.2 | 1.1 | 1.1 | 1.2 | 2.1 | 1.3 | 2.3 | 0.9 | 1.3 |
| N of Valid | 825 | 11,811 | 1,006 | 12,585 | 670 | 9,420 | 468 | 6,174 | 2,969 | 39,990 |
| N of Miss | 94 | 1,810 | 63 | 1,306 | 122 | 1,159 | 68 | 786 | 347 | 5,061 |

Table 11.199: If you used marijuana (weed, pot) (not just a puff or drag) in the past year, how did you get it? (Choose all that apply.) I got it from someone with a medical marijuana card

| | Grade 6 | | Grade 8 | | Grade 10 | | Grade 12 | | Combined | |
|------------|----------|---------|----------|---------|----------|---------|----------|---------|----------|---------|
| | County % | State % | County % | State % | County % | State % | County % | State % | County % | State % |
| No | 99.8 | 99.8 | 99.1 | 99.3 | 98.8 | 98.7 | 96.2 | 97.6 | 98.8 | 99.0 |
| Yes | 0.2 | 0.2 | 0.9 | 0.7 | 1.2 | 1.3 | 3.8 | 2.4 | 1.2 | 1.0 |
| N of Valid | 825 | 11,811 | 1,006 | 12,585 | 670 | 9,420 | 468 | 6,174 | 2,969 | 39,990 |
| N of Miss | 94 | 1,810 | 63 | 1,306 | 122 | 1,159 | 68 | 786 | 347 | 5,061 |

Table 11.200: If you used marijuana (weed, pot) (not just a puff or drag) in the past year, how did you get it? (Choose all that apply.) I got it from my brother or sister

| | Grade 6 | | Grade 8 | | Grade 10 | | Grade 12 | | Combined | |
|------------|----------|---------|----------|---------|----------|---------|----------|---------|----------|---------|
| | County % | State % | County % | State % | County % | State % | County % | State % | County % | State % |
| No | 100.0 | 99.8 | 99.1 | 99.3 | 99.9 | 99.0 | 99.1 | 98.6 | 99.5 | 99.2 |
| Yes | 0.0 | 0.2 | 0.9 | 0.7 | 0.1 | 1.0 | 0.9 | 1.4 | 0.5 | 0.8 |
| N of Valid | 825 | 11,811 | 1,006 | 12,585 | 670 | 9,420 | 468 | 6,174 | 2,969 | 39,990 |
| N of Miss | 94 | 1,810 | 63 | 1,306 | 122 | 1,159 | 68 | 786 | 347 | 5,061 |

Table 11.201: If you used marijuana (weed, pot) (not just a puff or drag) in the past year, how did you get it? (Choose all that apply.) I got it from another relative

| | Grade 6 | | Grade 8 | | Grade 10 | | Grade 12 | | Combined | |
|------------|----------|---------|----------|---------|----------|---------|----------|---------|----------|---------|
| | County % | State % | County % | State % | County % | State % | County % | State % | County % | State % |
| No | 99.8 | 99.7 | 99.2 | 98.8 | 98.1 | 98.0 | 97.6 | 97.5 | 98.9 | 98.7 |
| Yes | 0.2 | 0.3 | 0.8 | 1.2 | 1.9 | 2.0 | 2.4 | 2.5 | 1.1 | 1.3 |
| N of Valid | 825 | 11,811 | 1,006 | 12,585 | 670 | 9,420 | 468 | 6,174 | 2,969 | 39,990 |
| N of Miss | 94 | 1,810 | 63 | 1,306 | 122 | 1,159 | 68 | 786 | 347 | 5,061 |

Table 11.202: If you used marijuana (weed, pot) (not just a puff or drag) in the past year, how did you get it? (Choose all that apply.) Other

| | Grade 6 | | Grade 8 | | Grade 10 | | Grade 12 | | Combined | |
|------------|----------|---------|----------|---------|----------|---------|----------|---------|----------|---------|
| | County % | State % | County % | State % | County % | State % | County % | State % | County % | State % |
| No | 98.8 | 98.9 | 96.9 | 97.2 | 96.4 | 95.9 | 95.1 | 93.5 | 97.0 | 96.8 |
| Yes | 1.2 | 1.1 | 3.1 | 2.8 | 3.6 | 4.1 | 4.9 | 6.5 | 3.0 | 3.2 |
| N of Valid | 825 | 11,811 | 1,006 | 12,585 | 670 | 9,420 | 468 | 6,174 | 2,969 | 39,990 |
| N of Miss | 94 | 1,810 | 63 | 1,306 | 122 | 1,159 | 68 | 786 | 347 | 5,061 |

Table 11.203: If you used a marijuana vaping product in the past year, how did you get it? (Choose all that apply.) I did not buy a marijuana vaping product in the past year

| | Grade 6 | | Grade 8 | | Grade 10 | | Grade 12 | | Combined | |
|------------|----------|---------|----------|---------|----------|---------|----------|---------|----------|---------|
| | County % | State % | County % | State % | County % | State % | County % | State % | County % | State % |
| No | 1.8 | 2.0 | 4.6 | 5.1 | 5.8 | 8.1 | 10.7 | 12.0 | 5.1 | 6.0 |
| Yes | 98.2 | 98.0 | 95.4 | 94.9 | 94.2 | 91.9 | 89.3 | 88.0 | 94.9 | 94.0 |
| N of Valid | 818 | 11,787 | 1,003 | 12,550 | 671 | 9,414 | 468 | 6,189 | 2,960 | 39,940 |
| N of Miss | 101 | 1,834 | 66 | 1,341 | 121 | 1,165 | 68 | 771 | 356 | 5,111 |

Table 11.204: If you used a marijuana vaping product in the past year, how did you get it? (Choose all that apply.) I bought it myself

| | Grade 6 | | Grade 8 | | Grade 10 | | Grade 12 | | Combined | |
|------------|----------|---------|----------|---------|----------|---------|----------|---------|----------|---------|
| | County % | State % | County % | State % | County % | State % | County % | State % | County % | State % |
| No | 100.0 | 99.9 | 99.5 | 99.4 | 99.0 | 98.2 | 95.7 | 96.2 | 98.9 | 98.8 |
| Yes | 0.0 | 0.1 | 0.5 | 0.6 | 1.0 | 1.8 | 4.3 | 3.8 | 1.1 | 1.2 |
| N of Valid | 818 | 11,787 | 1,003 | 12,550 | 671 | 9,414 | 468 | 6,189 | 2,960 | 39,940 |
| N of Miss | 101 | 1,834 | 66 | 1,341 | 121 | 1,165 | 68 | 771 | 356 | 5,111 |

Table 11.205: If you used a marijuana vaping product in the past year, how did you get it? (Choose all that apply.) I got it from someone at school

| | Grade 6 | | Grade 8 | | Grade 10 | | Grade 12 | | Combined | |
|------------|----------|---------|----------|---------|----------|---------|----------|---------|----------|---------|
| | County % | State % | County % | State % | County % | State % | County % | State % | County % | State % |
| No | 99.8 | 99.7 | 99.0 | 98.7 | 98.8 | 97.6 | 98.5 | 97.5 | 99.1 | 98.5 |
| Yes | 0.2 | 0.3 | 1.0 | 1.3 | 1.2 | 2.4 | 1.5 | 2.5 | 0.9 | 1.5 |
| N of Valid | 818 | 11,787 | 1,003 | 12,550 | 671 | 9,414 | 468 | 6,189 | 2,960 | 39,940 |
| N of Miss | 101 | 1,834 | 66 | 1,341 | 121 | 1,165 | 68 | 771 | 356 | 5,111 |

Table 11.206: If you used a marijuana vaping product in the past year, how did you get it? (Choose all that apply.) I got it from someone with a medical marijuana card

| | Grade 6 | | Grade 8 | | Grade 10 | | Grade 12 | | Combined | |
|------------|----------|---------|----------|---------|----------|---------|----------|---------|----------|---------|
| | County % | State % | County % | State % | County % | State % | County % | State % | County % | State % |
| No | 99.8 | 99.8 | 99.6 | 99.6 | 99.3 | 99.3 | 97.9 | 98.4 | 99.3 | 99.4 |
| Yes | 0.2 | 0.2 | 0.4 | 0.4 | 0.7 | 0.7 | 2.1 | 1.6 | 0.7 | 0.6 |
| N of Valid | 818 | 11,787 | 1,003 | 12,550 | 671 | 9,414 | 468 | 6,189 | 2,960 | 39,940 |
| N of Miss | 101 | 1,834 | 66 | 1,341 | 121 | 1,165 | 68 | 771 | 356 | 5,111 |

Table 11.207: If you used a marijuana vaping product in the past year, how did you get it? (Choose all that apply.) I got it from my brother or sister

| | Grade 6 | | Grade 8 | | Grade 10 | | Grade 12 | | Combined | |
|------------|----------|---------|----------|---------|----------|---------|----------|---------|----------|---------|
| | County % | State % | County % | State % | County % | State % | County % | State % | County % | State % |
| No | 99.9 | 99.7 | 99.2 | 99.2 | 99.6 | 99.1 | 99.1 | 98.8 | 99.5 | 99.3 |
| Yes | 0.1 | 0.3 | 0.8 | 0.8 | 0.4 | 0.9 | 0.9 | 1.2 | 0.5 | 0.7 |
| N of Valid | 818 | 11,787 | 1,003 | 12,550 | 671 | 9,414 | 468 | 6,189 | 2,960 | 39,940 |
| N of Miss | 101 | 1,834 | 66 | 1,341 | 121 | 1,165 | 68 | 771 | 356 | 5,111 |

Table 11.208: If you used a marijuana vaping product in the past year, how did you get it? (Choose all that apply.) I got it from another relative

| | Grade 6 | | Grade 8 | | Grade 10 | | Grade 12 | | Combined | |
|------------|----------|---------|----------|---------|----------|---------|----------|---------|----------|---------|
| | County % | State % | County % | State % | County % | State % | County % | State % | County % | State % |
| No | 99.8 | 99.5 | 99.3 | 98.8 | 99.3 | 98.6 | 97.9 | 98.3 | 99.2 | 98.9 |
| Yes | 0.2 | 0.5 | 0.7 | 1.2 | 0.7 | 1.4 | 2.1 | 1.7 | 0.8 | 1.1 |
| N of Valid | 818 | 11,787 | 1,003 | 12,550 | 671 | 9,414 | 468 | 6,189 | 2,960 | 39,940 |
| N of Miss | 101 | 1,834 | 66 | 1,341 | 121 | 1,165 | 68 | 771 | 356 | 5,111 |

Table 11.209: If you used a marijuana vaping product in the past year, how did you get it? (Choose all that apply.) Other

| | Grade 6 | | Grade 8 | | Grade 10 | | Grade 12 | | Combined | |
|------------|----------|---------|----------|---------|----------|---------|----------|---------|----------|---------|
| | County % | State % | County % | State % | County % | State % | County % | State % | County % | State % |
| No | 98.5 | 98.7 | 97.2 | 97.2 | 97.0 | 96.0 | 96.2 | 94.4 | 97.4 | 96.9 |
| Yes | 1.5 | 1.3 | 2.8 | 2.8 | 3.0 | 4.0 | 3.8 | 5.6 | 2.6 | 3.1 |
| N of Valid | 818 | 11,787 | 1,003 | 12,550 | 671 | 9,414 | 468 | 6,189 | 2,960 | 39,940 |
| N of Miss | 101 | 1,834 | 66 | 1,341 | 121 | 1,165 | 68 | 771 | 356 | 5,111 |

Table 11.210: If you used prescription drugs or over the counter drugs without a doctor telling you to use it or for the purpose of getting high, where did you get these drugs? (Choose all that apply.) I did not use prescription drugs or over the counter drugs to get high

| | Grade 6 | | Grade 8 | | Grade 10 | | Grade 12 | | Combined | |
|------------|----------|---------|----------|---------|----------|---------|----------|---------|----------|---------|
| | County % | State % | County % | State % | County % | State % | County % | State % | County % | State % |
| No | 0.5 | 0.8 | 1.0 | 1.6 | 1.0 | 1.9 | 1.5 | 2.1 | 0.9 | 1.5 |
| Yes | 99.5 | 99.2 | 99.0 | 98.4 | 99.0 | 98.1 | 98.5 | 97.9 | 99.1 | 98.5 |
| N of Valid | 815 | 11,806 | 1,003 | 12,573 | 672 | 9,418 | 467 | 6,188 | 2,957 | 39,985 |
| N of Miss | 104 | 1,815 | 66 | 1,318 | 120 | 1,161 | 69 | 772 | 359 | 5,066 |

Table 11.211: If you used prescription drugs or over the counter drugs without a doctor telling you to use it or for the purpose of getting high, where did you get these drugs? (Choose all that apply.) I bought it or took it from a store or shop

| | Grade 6 | | Grade 8 | | Grade 10 | | Grade 12 | | Combined | |
|------------|----------|---------|----------|---------|----------|---------|----------|---------|----------|---------|
| | County % | State % | County % | State % | County % | State % | County % | State % | County % | State % |
| No | 100.0 | 99.9 | 99.9 | 99.8 | 100.0 | 99.7 | 99.8 | 99.6 | 99.9 | 99.7 |
| Yes | 0.0 | 0.1 | 0.1 | 0.2 | 0.0 | 0.3 | 0.2 | 0.4 | 0.1 | 0.3 |
| N of Valid | 815 | 11,806 | 1,003 | 12,573 | 672 | 9,418 | 467 | 6,188 | 2,957 | 39,985 |
| N of Miss | 104 | 1,815 | 66 | 1,318 | 120 | 1,161 | 69 | 772 | 359 | 5,066 |

Table 11.212: If you used prescription drugs or over the counter drugs without a doctor telling you to use it or for the purpose of getting high, where did you get these drugs? (Choose all that apply.) I got it from my parents with permission

| | Grade 6 | | Grade 8 | | Grade 10 | | Grade 12 | | Combined | |
|------------|----------|---------|----------|---------|----------|---------|----------|---------|----------|---------|
| | County % | State % | County % | State % | County % | State % | County % | State % | County % | State % |
| No | 99.8 | 99.7 | 99.5 | 99.5 | 99.6 | 99.5 | 99.4 | 99.6 | 99.6 | 99.6 |
| Yes | 0.2 | 0.3 | 0.5 | 0.5 | 0.4 | 0.5 | 0.6 | 0.4 | 0.4 | 0.4 |
| N of Valid | 815 | 11,806 | 1,003 | 12,573 | 672 | 9,418 | 467 | 6,188 | 2,957 | 39,985 |
| N of Miss | 104 | 1,815 | 66 | 1,318 | 120 | 1,161 | 69 | 772 | 359 | 5,066 |

Table 11.213: If you used prescription drugs or over the counter drugs without a doctor telling you to use it or for the purpose of getting high, where did you get these drugs? (Choose all that apply.) I got it from home without permission

| | Grade 6 | | Grade 8 | | Grade 10 | | Grade 12 | | Combined | |
|------------|----------|---------|----------|---------|----------|---------|----------|---------|----------|---------|
| | County % | State % | County % | State % | County % | State % | County % | State % | County % | State % |
| No | 99.6 | 99.7 | 99.4 | 99.4 | 99.9 | 99.3 | 99.6 | 99.3 | 99.6 | 99.5 |
| Yes | 0.4 | 0.3 | 0.6 | 0.6 | 0.1 | 0.7 | 0.4 | 0.7 | 0.4 | 0.5 |
| N of Valid | 815 | 11,806 | 1,003 | 12,573 | 672 | 9,418 | 467 | 6,188 | 2,957 | 39,985 |
| N of Miss | 104 | 1,815 | 66 | 1,318 | 120 | 1,161 | 69 | 772 | 359 | 5,066 |

Table 11.214: If you used prescription drugs or over the counter drugs without a doctor telling you to use it or for the purpose of getting high, where did you get these drugs?
(Choose all that apply.) I got it from a relative with permission

| | Grade 6 | | Grade 8 | | Grade 10 | | Grade 12 | | Combined | |
|------------|----------|---------|----------|---------|----------|---------|----------|---------|----------|---------|
| | County % | State % | County % | State % | County % | State % | County % | State % | County % | State % |
| No | 99.9 | 99.8 | 99.9 | 99.8 | 99.7 | 99.7 | 99.6 | 99.7 | 99.8 | 99.8 |
| Yes | 0.1 | 0.2 | 0.1 | 0.2 | 0.3 | 0.3 | 0.4 | 0.3 | 0.2 | 0.2 |
| N of Valid | 815 | 11,806 | 1,003 | 12,573 | 672 | 9,418 | 467 | 6,188 | 2,957 | 39,985 |
| N of Miss | 104 | 1,815 | 66 | 1,318 | 120 | 1,161 | 69 | 772 | 359 | 5,066 |

Table 11.215: If you used prescription drugs or over the counter drugs without a doctor telling you to use it or for the purpose of getting high, where did you get these drugs?
(Choose all that apply.) I got it from a relative without permission

| | Grade 6 | | Grade 8 | | Grade 10 | | Grade 12 | | Combined | |
|------------|----------|---------|----------|---------|----------|---------|----------|---------|----------|---------|
| | County % | State % | County % | State % | County % | State % | County % | State % | County % | State % |
| No | 99.9 | 99.9 | 99.8 | 99.8 | 100.0 | 99.7 | 100.0 | 99.8 | 99.9 | 99.8 |
| Yes | 0.1 | 0.1 | 0.2 | 0.2 | 0.0 | 0.3 | 0.0 | 0.2 | 0.1 | 0.2 |
| N of Valid | 815 | 11,806 | 1,003 | 12,573 | 672 | 9,418 | 467 | 6,188 | 2,957 | 39,985 |
| N of Miss | 104 | 1,815 | 66 | 1,318 | 120 | 1,161 | 69 | 772 | 359 | 5,066 |

Table 11.216: If you used prescription drugs or over the counter drugs without a doctor telling you to use it or for the purpose of getting high, where did you get these drugs?
(Choose all that apply.) I got it from a friend's home with permission

| | Grade 6 | | Grade 8 | | Grade 10 | | Grade 12 | | Combined | |
|------------|----------|---------|----------|---------|----------|---------|----------|---------|----------|---------|
| | County % | State % | County % | State % | County % | State % | County % | State % | County % | State % |
| No | 99.9 | 99.9 | 99.7 | 99.8 | 99.9 | 99.7 | 100.0 | 99.8 | 99.8 | 99.8 |
| Yes | 0.1 | 0.1 | 0.3 | 0.2 | 0.1 | 0.3 | 0.0 | 0.2 | 0.2 | 0.2 |
| N of Valid | 815 | 11,806 | 1,003 | 12,573 | 672 | 9,418 | 467 | 6,188 | 2,957 | 39,985 |
| N of Miss | 104 | 1,815 | 66 | 1,318 | 120 | 1,161 | 69 | 772 | 359 | 5,066 |

Table 11.217: If you used prescription drugs or over the counter drugs without a doctor telling you to use it or for the purpose of getting high, where did you get these drugs?
(Choose all that apply.) I got it from a friend's home without permission

| | Grade 6 | | Grade 8 | | Grade 10 | | Grade 12 | | Combined | |
|------------|----------|---------|----------|---------|----------|---------|----------|---------|----------|---------|
| | County % | State % | County % | State % | County % | State % | County % | State % | County % | State % |
| No | 100.0 | 99.9 | 99.9 | 99.8 | 100.0 | 99.8 | 100.0 | 99.9 | 100.0 | 99.8 |
| Yes | 0.0 | 0.1 | 0.1 | 0.2 | 0.0 | 0.2 | 0.0 | 0.1 | 0.0 | 0.2 |
| N of Valid | 815 | 11,806 | 1,003 | 12,573 | 672 | 9,418 | 467 | 6,188 | 2,957 | 39,985 |
| N of Miss | 104 | 1,815 | 66 | 1,318 | 120 | 1,161 | 69 | 772 | 359 | 5,066 |

Table 11.218: If you used prescription drugs or over the counter drugs without a doctor telling you to use it or for the purpose of getting high, where did you get these drugs?
(Choose all that apply.) I got it from a friend while at school

| | Grade 6 | | Grade 8 | | Grade 10 | | Grade 12 | | Combined | |
|------------|----------|---------|----------|---------|----------|---------|----------|---------|----------|---------|
| | County % | State % | County % | State % | County % | State % | County % | State % | County % | State % |
| No | 100.0 | 99.9 | 99.8 | 99.8 | 99.7 | 99.7 | 100.0 | 99.7 | 99.9 | 99.8 |
| Yes | 0.0 | 0.1 | 0.2 | 0.2 | 0.3 | 0.3 | 0.0 | 0.3 | 0.1 | 0.2 |
| N of Valid | 815 | 11,806 | 1,003 | 12,573 | 672 | 9,418 | 467 | 6,188 | 2,957 | 39,985 |
| N of Miss | 104 | 1,815 | 66 | 1,318 | 120 | 1,161 | 69 | 772 | 359 | 5,066 |

Table 11.219: If you used prescription drugs or over the counter drugs without a doctor telling you to use it or for the purpose of getting high, where did you get these drugs?
(Choose all that apply.) I got it from a friend while at a party

| | Grade 6 | | Grade 8 | | Grade 10 | | Grade 12 | | Combined | |
|------------|----------|---------|----------|---------|----------|---------|----------|---------|----------|---------|
| | County % | State % | County % | State % | County % | State % | County % | State % | County % | State % |
| No | 99.9 | 99.9 | 100.0 | 99.9 | 100.0 | 99.8 | 99.8 | 99.6 | 99.9 | 99.8 |
| Yes | 0.1 | 0.1 | 0.0 | 0.1 | 0.0 | 0.2 | 0.2 | 0.4 | 0.1 | 0.2 |
| N of Valid | 815 | 11,806 | 1,003 | 12,573 | 672 | 9,418 | 467 | 6,188 | 2,957 | 39,985 |
| N of Miss | 104 | 1,815 | 66 | 1,318 | 120 | 1,161 | 69 | 772 | 359 | 5,066 |

Table 11.220: If you used prescription drugs or over the counter drugs without a doctor telling you to use it or for the purpose of getting high, where did you get these drugs? (Choose all that apply.) I got it from a friend, elsewhere

| | Grade 6 | | Grade 8 | | Grade 10 | | Grade 12 | | Combined | |
|------------|----------|---------|----------|---------|----------|---------|----------|---------|----------|---------|
| | County % | State % | County % | State % | County % | State % | County % | State % | County % | State % |
| No | 100.0 | 99.9 | 99.7 | 99.7 | 99.6 | 99.7 | 99.8 | 99.5 | 99.8 | 99.7 |
| Yes | 0.0 | 0.1 | 0.3 | 0.3 | 0.4 | 0.3 | 0.2 | 0.5 | 0.2 | 0.3 |
| N of Valid | 815 | 11,806 | 1,003 | 12,573 | 672 | 9,418 | 467 | 6,188 | 2,957 | 39,985 |
| N of Miss | 104 | 1,815 | 66 | 1,318 | 120 | 1,161 | 69 | 772 | 359 | 5,066 |

Table 11.221: If you used prescription drugs or over the counter drugs without a doctor telling you to use it or for the purpose of getting high, where did you get these drugs? (Choose all that apply.) I got it from an internet sale

| | Grade 6 | | Grade 8 | | Grade 10 | | Grade 12 | | Combined | |
|------------|----------|---------|----------|---------|----------|---------|----------|---------|----------|---------|
| | County % | State % | County % | State % | County % | State % | County % | State % | County % | State % |
| No | 100.0 | 99.9 | 100.0 | 99.9 | 100.0 | 99.9 | 99.8 | 99.7 | 100.0 | 99.8 |
| Yes | 0.0 | 0.1 | 0.0 | 0.1 | 0.0 | 0.1 | 0.2 | 0.3 | 0.0 | 0.2 |
| N of Valid | 815 | 11,806 | 1,003 | 12,573 | 672 | 9,418 | 467 | 6,188 | 2,957 | 39,985 |
| N of Miss | 104 | 1,815 | 66 | 1,318 | 120 | 1,161 | 69 | 772 | 359 | 5,066 |

Table 11.222: Have you ever injected any illegal drug? (Used a needle to inject any illegal drug into your body, one or more times during your life.)

| | Grade 6 | | Grade 8 | | Grade 10 | | Grade 12 | | Combined | |
|------------|----------|---------|----------|---------|----------|---------|----------|---------|----------|---------|
| | County % | State % | County % | State % | County % | State % | County % | State % | County % | State % |
| No | 99.5 | 99.4 | 99.8 | 99.3 | 99.1 | 99.2 | 98.7 | 99.2 | 99.4 | 99.3 |
| Yes | 0.5 | 0.6 | 0.2 | 0.7 | 0.9 | 0.8 | 1.3 | 0.8 | 0.6 | 0.7 |
| N of Valid | 823 | 11,719 | 996 | 12,421 | 670 | 9,306 | 465 | 6,106 | 2,954 | 39,552 |
| N of Miss | 96 | 1,902 | 73 | 1,470 | 122 | 1,273 | 71 | 854 | 362 | 5,499 |

Table 11.223: How wrong do your friends feel it would be for you to: have one or two drinks of an alcoholic beverage nearly every day?

| | Grade 6 | | Grade 8 | | Grade 10 | | Grade 12 | | Combined | |
|--------------------|----------|---------|----------|---------|----------|---------|----------|---------|----------|---------|
| | County % | State % | County % | State % | County % | State % | County % | State % | County % | State % |
| Very wrong | 83.0 | 81.0 | 62.9 | 68.0 | 60.4 | 59.4 | 60.0 | 56.2 | 67.5 | 68.0 |
| Wrong | 12.9 | 13.9 | 25.4 | 21.0 | 26.5 | 23.9 | 24.5 | 23.0 | 22.0 | 19.9 |
| A little bit wrong | 2.7 | 3.7 | 7.4 | 8.0 | 9.3 | 11.3 | 10.9 | 12.6 | 7.1 | 8.2 |
| Not at all wrong | 1.3 | 1.4 | 4.2 | 3.1 | 3.8 | 5.4 | 4.6 | 8.2 | 3.4 | 3.9 |
| N of Valid | 837 | 12,016 | 1,012 | 12,705 | 680 | 9,515 | 477 | 6,247 | 3,006 | 40,483 |
| N of Miss | 82 | 1,605 | 57 | 1,186 | 112 | 1,064 | 59 | 713 | 310 | 4,568 |

Table 11.224: How wrong do your friends feel it would be for you to: smoke tobacco?

| | Grade 6 | | Grade 8 | | Grade 10 | | Grade 12 | | Combined | |
|--------------------|----------|---------|----------|---------|----------|---------|----------|---------|----------|---------|
| | County % | State % | County % | State % | County % | State % | County % | State % | County % | State % |
| Very wrong | 88.8 | 85.8 | 68.4 | 73.7 | 65.2 | 64.1 | 60.1 | 59.2 | 72.1 | 72.8 |
| Wrong | 8.3 | 10.9 | 22.8 | 18.0 | 24.6 | 23.1 | 21.6 | 21.8 | 19.0 | 17.7 |
| A little bit wrong | 2.0 | 2.3 | 6.5 | 5.9 | 7.4 | 8.2 | 12.8 | 11.3 | 6.5 | 6.2 |
| Not at all wrong | 0.8 | 1.0 | 2.3 | 2.4 | 2.8 | 4.6 | 5.5 | 7.7 | 2.5 | 3.3 |
| N of Valid | 834 | 11,958 | 1,010 | 12,654 | 679 | 9,487 | 476 | 6,229 | 2,999 | 40,328 |
| N of Miss | 85 | 1,663 | 59 | 1,237 | 113 | 1,092 | 60 | 731 | 317 | 4,723 |

Table 11.225: How wrong do your friends feel it would be for you to: smoke marijuana?

| | Grade 6 | | Grade 8 | | Grade 10 | | Grade 12 | | Combined | |
|--------------------|----------|---------|----------|---------|----------|---------|----------|---------|----------|---------|
| | County % | State % | County % | State % | County % | State % | County % | State % | County % | State % |
| Very wrong | 91.0 | 88.3 | 70.3 | 74.5 | 61.1 | 61.8 | 52.3 | 52.0 | 71.1 | 72.1 |
| Wrong | 6.6 | 8.8 | 18.5 | 14.8 | 20.8 | 18.8 | 18.3 | 18.0 | 15.6 | 14.4 |
| A little bit wrong | 1.6 | 1.9 | 7.1 | 6.8 | 11.5 | 11.1 | 16.0 | 14.6 | 8.0 | 7.6 |
| Not at all wrong | 0.8 | 1.0 | 4.1 | 3.9 | 6.6 | 8.3 | 13.4 | 15.3 | 5.2 | 5.8 |
| N of Valid | 834 | 11,938 | 1,008 | 12,635 | 679 | 9,480 | 476 | 6,216 | 2,997 | 40,269 |
| N of Miss | 85 | 1,683 | 61 | 1,256 | 113 | 1,099 | 60 | 744 | 319 | 4,782 |

Table 11.226: How wrong do your friends feel it would be for you to: use prescription drugs not prescribed to you?

| | Grade 6 | | Grade 8 | | Grade 10 | | Grade 12 | | Combined | |
|--------------------|----------|---------|----------|---------|----------|---------|----------|---------|----------|---------|
| | County % | State % | County % | State % | County % | State % | County % | State % | County % | State % |
| Very wrong | 88.1 | 87.8 | 73.5 | 79.6 | 76.1 | 76.6 | 76.5 | 76.3 | 78.6 | 80.8 |
| Wrong | 9.1 | 9.3 | 19.9 | 14.7 | 19.1 | 17.2 | 17.4 | 17.3 | 16.4 | 14.1 |
| A little bit wrong | 1.7 | 1.9 | 5.3 | 4.1 | 3.5 | 4.3 | 4.8 | 4.2 | 3.8 | 3.5 |
| Not at all wrong | 1.1 | 1.0 | 1.3 | 1.6 | 1.2 | 1.9 | 1.3 | 2.2 | 1.2 | 1.6 |
| N of Valid | 833 | 11,948 | 1,008 | 12,659 | 679 | 9,485 | 476 | 6,229 | 2,996 | 40,321 |
| N of Miss | 86 | 1,673 | 61 | 1,232 | 113 | 1,094 | 60 | 731 | 320 | 4,730 |

Table 11.227: How wrong do your friends feel it would be for you to: use heroin?

| | Grade 6 | | Grade 8 | | Grade 10 | | Grade 12 | | Combined | |
|--------------------|----------|---------|----------|---------|----------|---------|----------|---------|----------|---------|
| | County % | State % | County % | State % | County % | State % | County % | State % | County % | State % |
| Very wrong | 92.1 | 91.7 | 85.3 | 88.5 | 88.5 | 88.2 | 89.3 | 89.9 | 88.6 | 89.6 |
| Wrong | 5.9 | 6.7 | 11.9 | 9.1 | 9.7 | 9.5 | 8.8 | 7.8 | 9.3 | 8.3 |
| A little bit wrong | 1.1 | 0.9 | 2.1 | 1.5 | 1.0 | 1.2 | 1.3 | 1.1 | 1.4 | 1.2 |
| Not at all wrong | 0.8 | 0.6 | 0.7 | 0.9 | 0.7 | 1.1 | 0.6 | 1.2 | 0.7 | 0.9 |
| N of Valid | 828 | 11,900 | 1,010 | 12,646 | 679 | 9,494 | 476 | 6,230 | 2,993 | 40,270 |
| N of Miss | 91 | 1,721 | 59 | 1,245 | 113 | 1,085 | 60 | 730 | 323 | 4,781 |

Table 11.228: How wrong do your friends feel it would be for you to: use methamphetamines?

| | Grade 6 | | Grade 8 | | Grade 10 | | Grade 12 | | Combined | |
|--------------------|----------|---------|----------|---------|----------|---------|----------|---------|----------|---------|
| | County % | State % | County % | State % | County % | State % | County % | State % | County % | State % |
| Very wrong | 92.3 | 92.2 | 86.1 | 88.8 | 88.8 | 88.3 | 88.8 | 89.9 | 88.9 | 89.9 |
| Wrong | 5.7 | 6.4 | 11.0 | 8.7 | 9.3 | 9.2 | 9.3 | 7.8 | 8.9 | 8.0 |
| A little bit wrong | 0.9 | 0.7 | 2.2 | 1.6 | 1.2 | 1.3 | 1.3 | 1.2 | 1.4 | 1.2 |
| Not at all wrong | 1.1 | 0.7 | 0.7 | 0.9 | 0.7 | 1.2 | 0.6 | 1.1 | 0.8 | 0.9 |
| N of Valid | 820 | 11,881 | 1,010 | 12,628 | 677 | 9,471 | 474 | 6,228 | 2,981 | 40,208 |
| N of Miss | 99 | 1,740 | 59 | 1,263 | 115 | 1,108 | 62 | 732 | 335 | 4,843 |

Table 11.229: How wrong do you feel it would be for your friends to: have one or two drinks of an alcoholic beverage nearly every day?

| | Grade 6 | | Grade 8 | | Grade 10 | | Grade 12 | | Combined | |
|--------------------|----------|---------|----------|---------|----------|---------|----------|---------|----------|---------|
| | County % | State % | County % | State % | County % | State % | County % | State % | County % | State % |
| Very wrong | 88.2 | 85.4 | 69.6 | 73.5 | 67.3 | 65.1 | 63.8 | 61.4 | 73.3 | 73.2 |
| Wrong | 9.4 | 10.6 | 19.4 | 17.3 | 21.1 | 21.3 | 23.6 | 22.0 | 17.7 | 17.0 |
| A little bit wrong | 1.5 | 2.9 | 7.5 | 6.5 | 9.1 | 9.6 | 8.6 | 10.2 | 6.4 | 6.7 |
| Not at all wrong | 0.8 | 1.1 | 3.5 | 2.6 | 2.5 | 4.0 | 4.0 | 6.3 | 2.6 | 3.1 |
| N of Valid | 840 | 12,075 | 1,009 | 12,746 | 678 | 9,547 | 478 | 6,255 | 3,005 | 40,623 |
| N of Miss | 79 | 1,546 | 60 | 1,145 | 114 | 1,032 | 58 | 705 | 311 | 4,428 |

Table 11.230: How wrong do you feel it would be for your friends to: smoke tobacco?

| | Grade 6 | | Grade 8 | | Grade 10 | | Grade 12 | | Combined | |
|--------------------|----------|---------|----------|---------|----------|---------|----------|---------|----------|---------|
| | County % | State % | County % | State % | County % | State % | County % | State % | County % | State % |
| Very wrong | 92.1 | 89.1 | 74.8 | 78.0 | 70.9 | 69.1 | 62.4 | 63.5 | 76.8 | 77.0 |
| Wrong | 6.2 | 8.4 | 17.8 | 15.4 | 20.0 | 20.0 | 23.7 | 20.6 | 16.0 | 15.2 |
| A little bit wrong | 0.8 | 1.6 | 5.6 | 4.6 | 6.8 | 7.3 | 9.2 | 9.6 | 5.1 | 5.1 |
| Not at all wrong | 0.8 | 0.9 | 1.9 | 2.0 | 2.4 | 3.6 | 4.6 | 6.3 | 2.1 | 2.7 |
| N of Valid | 837 | 12,045 | 1,008 | 12,734 | 676 | 9,530 | 476 | 6,238 | 2,997 | 40,547 |
| N of Miss | 82 | 1,576 | 61 | 1,157 | 116 | 1,049 | 60 | 722 | 319 | 4,504 |

Table 11.231: How wrong do you feel it would be for your friends to: smoke marijuana?

| | Grade 6 | | Grade 8 | | Grade 10 | | Grade 12 | | Combined | |
|--------------------|----------|---------|----------|---------|----------|---------|----------|---------|----------|---------|
| | County % | State % | County % | State % | County % | State % | County % | State % | County % | State % |
| Very wrong | 92.7 | 90.7 | 74.9 | 78.0 | 64.8 | 65.5 | 56.4 | 55.9 | 74.6 | 75.4 |
| Wrong | 5.7 | 6.9 | 15.3 | 13.0 | 19.5 | 17.4 | 17.4 | 17.3 | 13.9 | 12.9 |
| A little bit wrong | 0.8 | 1.5 | 6.5 | 5.7 | 9.5 | 10.1 | 14.3 | 13.9 | 6.8 | 6.8 |
| Not at all wrong | 0.7 | 0.9 | 3.3 | 3.4 | 6.2 | 6.9 | 11.9 | 12.9 | 4.6 | 5.0 |
| N of Valid | 836 | 12,017 | 1,010 | 12,694 | 677 | 9,525 | 477 | 6,244 | 3,000 | 40,480 |
| N of Miss | 83 | 1,604 | 59 | 1,197 | 115 | 1,054 | 59 | 716 | 316 | 4,571 |

Table 11.232: How wrong do you feel it would be for your friends to: use prescription drugs not prescribed to you?

| | Grade 6 | | Grade 8 | | Grade 10 | | Grade 12 | | Combined | |
|--------------------|----------|---------|----------|---------|----------|---------|----------|---------|----------|---------|
| | County % | State % | County % | State % | County % | State % | County % | State % | County % | State % |
| Very wrong | 91.9 | 90.9 | 80.9 | 84.6 | 81.8 | 82.5 | 81.5 | 82.4 | 84.3 | 85.6 |
| Wrong | 6.1 | 6.9 | 14.4 | 11.4 | 15.4 | 13.3 | 15.1 | 13.5 | 12.4 | 10.8 |
| A little bit wrong | 1.4 | 1.2 | 3.9 | 2.7 | 2.4 | 3.0 | 2.5 | 2.5 | 2.6 | 2.3 |
| Not at all wrong | 0.6 | 0.9 | 0.8 | 1.2 | 0.4 | 1.2 | 0.8 | 1.6 | 0.7 | 1.2 |
| N of Valid | 835 | 12,025 | 1,007 | 12,723 | 677 | 9,531 | 476 | 6,235 | 2,995 | 40,514 |
| N of Miss | 84 | 1,596 | 62 | 1,168 | 115 | 1,048 | 60 | 725 | 321 | 4,537 |

Table 11.233: How wrong do you feel it would be for your friends to: use heroin?

| | Grade 6 | | Grade 8 | | Grade 10 | | Grade 12 | | Combined | |
|--------------------|----------|---------|----------|---------|----------|---------|----------|---------|----------|---------|
| | County % | State % | County % | State % | County % | State % | County % | State % | County % | State % |
| Very wrong | 94.6 | 93.6 | 88.4 | 91.0 | 89.8 | 90.5 | 89.5 | 91.1 | 90.6 | 91.7 |
| Wrong | 4.6 | 5.2 | 9.3 | 7.1 | 9.2 | 7.7 | 9.6 | 7.3 | 8.0 | 6.7 |
| A little bit wrong | 0.4 | 0.7 | 1.4 | 1.0 | 0.6 | 0.9 | 0.2 | 0.7 | 0.7 | 0.8 |
| Not at all wrong | 0.5 | 0.5 | 0.9 | 0.8 | 0.4 | 0.9 | 0.6 | 1.0 | 0.6 | 0.8 |
| N of Valid | 829 | 11,987 | 1,010 | 12,705 | 677 | 9,530 | 477 | 6,245 | 2,993 | 40,467 |
| N of Miss | 90 | 1,634 | 59 | 1,186 | 115 | 1,049 | 59 | 715 | 323 | 4,584 |

Table 11.234: How wrong do you feel it would be for your friends to: use methamphetamines?

| | Grade 6 | | Grade 8 | | Grade 10 | | Grade 12 | | Combined | |
|--------------------|----------|---------|----------|---------|----------|---------|----------|---------|----------|---------|
| | County % | State % | County % | State % | County % | State % | County % | State % | County % | State % |
| Very wrong | 94.4 | 93.8 | 88.8 | 91.0 | 90.1 | 90.3 | 89.9 | 91.0 | 90.8 | 91.7 |
| Wrong | 4.1 | 5.0 | 8.9 | 7.2 | 8.7 | 7.9 | 9.2 | 7.4 | 7.6 | 6.7 |
| A little bit wrong | 0.9 | 0.6 | 1.3 | 0.9 | 0.7 | 1.0 | 0.2 | 0.7 | 0.9 | 0.8 |
| Not at all wrong | 0.6 | 0.6 | 1.0 | 0.8 | 0.4 | 0.8 | 0.6 | 0.9 | 0.7 | 0.8 |
| N of Valid | 822 | 11,958 | 1,011 | 12,696 | 675 | 9,531 | 476 | 6,242 | 2,984 | 40,427 |
| N of Miss | 97 | 1,663 | 58 | 1,195 | 117 | 1,048 | 60 | 718 | 332 | 4,624 |

Table 11.235: How difficult do you think it would be for you to get each of the following types of substances/devices, if you wanted some? E-liquid with nicotine (for vaping)?

| | Grade 6 | | Grade 8 | | Grade 10 | | Grade 12 | | Combined | |
|----------------------------|----------|---------|----------|---------|----------|---------|----------|---------|----------|---------|
| | County % | State % | County % | State % | County % | State % | County % | State % | County % | State % |
| Probably impossible | 67.2 | 65.1 | 43.6 | 47.6 | 32.9 | 36.1 | 24.4 | 29.6 | 44.7 | 47.3 |
| Very difficult | 12.8 | 13.5 | 18.7 | 17.4 | 15.9 | 15.0 | 13.1 | 11.9 | 15.5 | 14.8 |
| Fairly easy | 6.8 | 7.4 | 20.2 | 18.3 | 26.9 | 24.1 | 26.1 | 25.2 | 19.0 | 17.5 |
| Very easy | 1.5 | 3.1 | 8.8 | 9.6 | 17.1 | 18.2 | 29.3 | 26.7 | 11.9 | 12.4 |
| Can't say, drug unfamiliar | 11.7 | 10.8 | 8.8 | 7.2 | 7.2 | 6.7 | 7.1 | 6.6 | 9.0 | 8.0 |
| N of Valid | 819 | 11,850 | 1,001 | 12,641 | 668 | 9,453 | 467 | 6,199 | 2,955 | 40,143 |
| N of Miss | 100 | 1,771 | 68 | 1,250 | 124 | 1,126 | 69 | 761 | 361 | 4,908 |

Table 11.236: How difficult do you think it would be for you to get each of the following types of substances/devices, if you wanted some? Vaping device used to inhale a mist into the lungs (like an e-pen or e-cigarette)?

| | Grade 6 | | Grade 8 | | Grade 10 | | Grade 12 | | Combined | |
|----------------------------|----------|---------|----------|---------|----------|---------|----------|---------|----------|---------|
| | County % | State % | County % | State % | County % | State % | County % | State % | County % | State % |
| Probably impossible | 68.2 | 64.7 | 43.5 | 46.9 | 32.0 | 35.6 | 24.3 | 29.7 | 44.7 | 46.8 |
| Very difficult | 11.6 | 13.7 | 18.2 | 16.6 | 16.7 | 14.8 | 12.3 | 11.4 | 15.1 | 14.5 |
| Fairly easy | 6.5 | 8.0 | 20.7 | 18.6 | 25.8 | 23.9 | 27.1 | 25.0 | 19.0 | 17.7 |
| Very easy | 3.3 | 4.3 | 10.0 | 11.6 | 18.2 | 19.6 | 29.2 | 27.4 | 13.0 | 13.8 |
| Can't say, drug unfamiliar | 10.3 | 9.3 | 7.7 | 6.3 | 7.4 | 6.2 | 7.1 | 6.5 | 8.3 | 7.2 |
| N of Valid | 812 | 11,721 | 1,001 | 12,540 | 666 | 9,400 | 465 | 6,177 | 2,944 | 39,838 |
| N of Miss | 107 | 1,900 | 68 | 1,351 | 126 | 1,179 | 71 | 783 | 372 | 5,213 |

Table 11.237: If you wanted to get some cigarettes, how easy would it be for you to get some?

| | Grade 6 | | Grade 8 | | Grade 10 | | Grade 12 | | Combined | |
|--------------|----------|---------|----------|---------|----------|---------|----------|---------|----------|---------|
| | County % | State % | County % | State % | County % | State % | County % | State % | County % | State % |
| Very hard | 82.5 | 79.7 | 60.6 | 61.8 | 47.0 | 49.7 | 36.5 | 41.9 | 59.8 | 61.1 |
| Sort of hard | 8.9 | 10.7 | 18.9 | 18.7 | 23.8 | 21.5 | 21.5 | 19.4 | 17.6 | 17.1 |
| Sort of easy | 4.5 | 5.7 | 12.2 | 12.2 | 20.4 | 18.1 | 22.7 | 21.8 | 13.6 | 13.2 |
| Very easy | 4.0 | 3.8 | 8.3 | 7.3 | 8.8 | 10.7 | 19.3 | 17.0 | 9.0 | 8.6 |
| N of Valid | 819 | 11,718 | 1,000 | 12,589 | 668 | 9,433 | 466 | 6,188 | 2,953 | 39,928 |
| N of Miss | 100 | 1,903 | 69 | 1,302 | 124 | 1,146 | 70 | 772 | 363 | 5,123 |

Table 11.238: If you wanted to get some beer, wine or hard liquor (for example vodka, whiskey, or gin) how easy would it be for you to get some?

| | Grade 6 | | Grade 8 | | Grade 10 | | Grade 12 | | Combined | |
|--------------|----------|---------|----------|---------|----------|---------|----------|---------|----------|---------|
| | County % | State % | County % | State % | County % | State % | County % | State % | County % | State % |
| Very hard | 79.0 | 76.2 | 52.4 | 56.5 | 40.0 | 45.2 | 32.3 | 37.5 | 53.8 | 56.7 |
| Sort of hard | 10.7 | 11.8 | 17.4 | 17.3 | 19.0 | 16.5 | 16.6 | 15.4 | 15.8 | 15.2 |
| Sort of easy | 6.0 | 7.2 | 16.6 | 14.7 | 23.8 | 20.6 | 23.7 | 22.8 | 16.4 | 15.1 |
| Very easy | 4.3 | 4.9 | 13.7 | 11.6 | 17.1 | 17.7 | 27.5 | 24.3 | 14.0 | 13.0 |
| N of Valid | 814 | 11,691 | 996 | 12,569 | 667 | 9,415 | 465 | 6,184 | 2,942 | 39,859 |
| N of Miss | 105 | 1,930 | 73 | 1,322 | 125 | 1,164 | 71 | 776 | 374 | 5,192 |

Table 11.239: If you wanted to get a drug like cocaine, LSD, or amphetamines, how easy would it be for you to get some?

| | Grade 6 | | Grade 8 | | Grade 10 | | Grade 12 | | Combined | |
|--------------|----------|---------|----------|---------|----------|---------|----------|---------|----------|---------|
| | County % | State % | County % | State % | County % | State % | County % | State % | County % | State % |
| Very hard | 94.5 | 93.2 | 86.7 | 87.3 | 78.7 | 79.1 | 72.3 | 74.1 | 84.8 | 85.0 |
| Sort of hard | 4.1 | 4.5 | 9.8 | 8.6 | 14.4 | 13.6 | 17.4 | 16.3 | 10.5 | 9.8 |
| Sort of easy | 1.0 | 1.4 | 2.2 | 2.5 | 5.3 | 4.7 | 6.0 | 5.6 | 3.2 | 3.2 |
| Very easy | 0.5 | 0.9 | 1.2 | 1.5 | 1.7 | 2.7 | 4.3 | 4.0 | 1.6 | 2.0 |
| N of Valid | 811 | 11,654 | 995 | 12,557 | 666 | 9,387 | 466 | 6,183 | 2,938 | 39,781 |
| N of Miss | 108 | 1,967 | 74 | 1,334 | 126 | 1,192 | 70 | 777 | 378 | 5,270 |

Table 11.240: If you wanted to get a handgun, how easy would it be for you to get one?

| | Grade 6 | | Grade 8 | | Grade 10 | | Grade 12 | | Combined | |
|--------------|----------|---------|----------|---------|----------|---------|----------|---------|----------|---------|
| | County % | State % | County % | State % | County % | State % | County % | State % | County % | State % |
| Very hard | 83.9 | 79.6 | 62.8 | 69.0 | 63.2 | 64.6 | 53.7 | 59.3 | 67.2 | 69.6 |
| Sort of hard | 8.3 | 10.8 | 18.9 | 15.0 | 17.0 | 16.3 | 22.4 | 17.3 | 16.1 | 14.4 |
| Sort of easy | 5.3 | 5.5 | 9.7 | 9.2 | 11.9 | 10.5 | 13.6 | 12.5 | 9.6 | 8.9 |
| Very easy | 2.5 | 4.1 | 8.6 | 6.8 | 8.0 | 8.6 | 10.3 | 10.9 | 7.1 | 7.1 |
| N of Valid | 809 | 11,660 | 996 | 12,554 | 665 | 9,400 | 464 | 6,174 | 2,934 | 39,788 |
| N of Miss | 110 | 1,961 | 73 | 1,337 | 127 | 1,179 | 72 | 786 | 382 | 5,263 |

Table 11.241: If you wanted to get some marijuana, how easy would it be for you to get some?

| | Grade 6 | | Grade 8 | | Grade 10 | | Grade 12 | | Combined | |
|--------------|----------|---------|----------|---------|----------|---------|----------|---------|----------|---------|
| | County % | State % | County % | State % | County % | State % | County % | State % | County % | State % |
| Very hard | 93.6 | 90.2 | 73.7 | 74.3 | 57.7 | 57.5 | 43.4 | 46.4 | 70.7 | 70.7 |
| Sort of hard | 3.7 | 5.5 | 11.6 | 11.5 | 15.0 | 14.8 | 15.7 | 14.0 | 10.9 | 10.9 |
| Sort of easy | 2.2 | 2.6 | 8.7 | 7.9 | 15.0 | 14.4 | 18.1 | 19.0 | 9.9 | 9.6 |
| Very easy | 0.5 | 1.7 | 5.9 | 6.3 | 12.3 | 13.3 | 22.8 | 20.5 | 8.6 | 8.8 |
| N of Valid | 807 | 11,622 | 996 | 12,526 | 666 | 9,379 | 465 | 6,173 | 2,934 | 39,700 |
| N of Miss | 112 | 1,999 | 73 | 1,365 | 126 | 1,200 | 71 | 787 | 382 | 5,351 |

Table 11.242: If you wanted to get prescription drugs for the purpose of getting high, how easy would it be for you to get some?

| | Grade 6 | | Grade 8 | | Grade 10 | | Grade 12 | | Combined | |
|--------------|----------|---------|----------|---------|----------|---------|----------|---------|----------|---------|
| | County % | State % | County % | State % | County % | State % | County % | State % | County % | State % |
| Very hard | 90.3 | 87.3 | 70.3 | 73.1 | 61.7 | 65.3 | 56.4 | 62.0 | 71.7 | 73.7 |
| Sort of hard | 4.2 | 6.6 | 12.8 | 12.4 | 18.3 | 16.0 | 19.7 | 18.0 | 12.7 | 12.4 |
| Sort of easy | 3.5 | 3.6 | 9.2 | 8.2 | 11.6 | 10.6 | 12.9 | 11.4 | 8.7 | 7.9 |
| Very easy | 2.1 | 2.5 | 7.7 | 6.3 | 8.4 | 8.1 | 10.9 | 8.7 | 6.9 | 6.0 |
| N of Valid | 811 | 11,636 | 994 | 12,526 | 663 | 9,402 | 466 | 6,176 | 2,934 | 39,740 |
| N of Miss | 108 | 1,985 | 75 | 1,365 | 129 | 1,177 | 70 | 784 | 382 | 5,311 |

Table 11.243: If you wanted to get steroids to use or to enhance athletic performance, how easy would it be for you to get some?

| | Grade 6 | | Grade 8 | | Grade 10 | | Grade 12 | | Combined | |
|--------------|----------|---------|----------|---------|----------|---------|----------|---------|----------|---------|
| | County % | State % | County % | State % | County % | State % | County % | State % | County % | State % |
| Very hard | 91.6 | 90.8 | 82.3 | 83.5 | 74.8 | 75.7 | 63.7 | 70.9 | 80.2 | 81.8 |
| Sort of hard | 5.3 | 5.8 | 10.7 | 10.4 | 14.6 | 14.1 | 21.0 | 17.0 | 11.7 | 10.9 |
| Sort of easy | 2.1 | 2.2 | 4.6 | 4.0 | 7.7 | 6.4 | 9.7 | 7.1 | 5.4 | 4.5 |
| Very easy | 1.0 | 1.2 | 2.3 | 2.1 | 3.0 | 3.8 | 5.6 | 5.1 | 2.6 | 2.7 |
| N of Valid | 811 | 11,633 | 996 | 12,511 | 666 | 9,374 | 466 | 6,179 | 2,939 | 39,697 |
| N of Miss | 108 | 1,988 | 73 | 1,380 | 126 | 1,205 | 70 | 781 | 377 | 5,354 |

Table 11.244: If you wanted to get some vaping products like e-cigarettes, e-cigars, or e-hookahs, how easy would it be for you to get some?

| | Grade 6 | | Grade 8 | | Grade 10 | | Grade 12 | | Combined | |
|--------------|----------|---------|----------|---------|----------|---------|----------|---------|----------|---------|
| | County % | State % | County % | State % | County % | State % | County % | State % | County % | State % |
| Very hard | 86.0 | 82.9 | 61.2 | 64.7 | 50.5 | 51.9 | 41.2 | 45.0 | 62.4 | 64.0 |
| Sort of hard | 5.8 | 7.8 | 13.6 | 12.0 | 12.5 | 12.2 | 12.2 | 11.4 | 11.0 | 10.7 |
| Sort of easy | 5.3 | 5.7 | 13.4 | 12.6 | 17.9 | 17.9 | 20.4 | 20.0 | 13.3 | 13.0 |
| Very easy | 2.8 | 3.6 | 11.7 | 10.7 | 19.2 | 18.0 | 26.2 | 23.5 | 13.3 | 12.3 |
| N of Valid | 810 | 11,623 | 997 | 12,511 | 666 | 9,390 | 466 | 6,167 | 2,939 | 39,691 |
| N of Miss | 109 | 1,998 | 72 | 1,380 | 126 | 1,189 | 70 | 793 | 377 | 5,360 |

Table 11.245: During the past 12 months, have you participated in any alcohol prevention programs or seen any alcohol prevention messages in your school or community? (Choose all that apply.) Yes, a school-based program focused on preventing underage drinking and/or drinking and driving.

| | Grade 6 | | Grade 8 | | Grade 10 | | Grade 12 | | Combined | |
|------------|----------|---------|----------|---------|----------|---------|----------|---------|----------|---------|
| | County % | State % | County % | State % | County % | State % | County % | State % | County % | State % |
| No | 76.2 | 73.8 | 87.6 | 77.0 | 91.7 | 81.6 | 92.1 | 83.9 | 86.1 | 78.2 |
| Yes | 23.8 | 26.2 | 12.4 | 23.0 | 8.3 | 18.4 | 7.9 | 16.1 | 13.9 | 21.8 |
| N of Valid | 812 | 11,750 | 997 | 12,598 | 666 | 9,449 | 468 | 6,199 | 2,943 | 39,996 |
| N of Miss | 107 | 1,871 | 72 | 1,293 | 126 | 1,130 | 68 | 761 | 373 | 5,055 |

Table 11.246: During the past 12 months, have you participated in any alcohol prevention programs or seen any alcohol prevention messages in your school or community? (Choose all that apply.) Yes, a community-based program focused on preventing underage drinking and/or drinking and driving (for example, through your church or temple or through youth groups like Boys and Girls Club or 4-H).

| | Grade 6 | | Grade 8 | | Grade 10 | | Grade 12 | | Combined | |
|------------|----------|---------|----------|---------|----------|---------|----------|---------|----------|---------|
| | County % | State % | County % | State % | County % | State % | County % | State % | County % | State % |
| No | 93.8 | 93.7 | 94.5 | 94.2 | 94.6 | 95.0 | 97.2 | 95.8 | 94.8 | 94.5 |
| Yes | 6.2 | 6.3 | 5.5 | 5.8 | 5.4 | 5.0 | 2.8 | 4.2 | 5.2 | 5.5 |
| N of Valid | 812 | 11,750 | 997 | 12,598 | 666 | 9,449 | 468 | 6,199 | 2,943 | 39,996 |
| N of Miss | 107 | 1,871 | 72 | 1,293 | 126 | 1,130 | 68 | 761 | 373 | 5,055 |

Table 11.247: During the past 12 months, have you participated in any alcohol prevention programs or seen any alcohol prevention messages in your school or community? (Choose all that apply.) Yes, a media campaign addressing underage drinking and/or drinking and driving (for example, newspaper ads, posters, pamphlets, radio, TV, billboards, etc.).

| | Grade 6 | | Grade 8 | | Grade 10 | | Grade 12 | | Combined | |
|------------|----------|---------|----------|---------|----------|---------|----------|---------|----------|---------|
| | County % | State % | County % | State % | County % | State % | County % | State % | County % | State % |
| No | 91.1 | 91.8 | 89.4 | 89.8 | 88.4 | 90.4 | 90.4 | 91.5 | 89.8 | 90.8 |
| Yes | 8.9 | 8.2 | 10.6 | 10.2 | 11.6 | 9.6 | 9.6 | 8.5 | 10.2 | 9.2 |
| N of Valid | 812 | 11,750 | 997 | 12,598 | 666 | 9,449 | 468 | 6,199 | 2,943 | 39,996 |
| N of Miss | 107 | 1,871 | 72 | 1,293 | 126 | 1,130 | 68 | 761 | 373 | 5,055 |

Table 11.248: During the past 12 months, have you participated in any alcohol prevention programs or seen any alcohol prevention messages in your school or community? (Choose all that apply.) No

| | Grade 6 | | Grade 8 | | Grade 10 | | Grade 12 | | Combined | |
|------------|----------|---------|----------|---------|----------|---------|----------|---------|----------|---------|
| | County % | State % | County % | State % | County % | State % | County % | State % | County % | State % |
| No | 29.3 | 29.9 | 20.5 | 29.4 | 16.8 | 24.6 | 15.4 | 21.4 | 21.3 | 27.2 |
| Yes | 70.7 | 70.1 | 79.5 | 70.6 | 83.2 | 75.4 | 84.6 | 78.6 | 78.7 | 72.8 |
| N of Valid | 812 | 11,750 | 997 | 12,598 | 666 | 9,449 | 468 | 6,199 | 2,943 | 39,996 |
| N of Miss | 107 | 1,871 | 72 | 1,293 | 126 | 1,130 | 68 | 761 | 373 | 5,055 |

Table 11.249: Have you changed homes in the past year (the last 12 months)?

| | Grade 6 | | Grade 8 | | Grade 10 | | Grade 12 | | Combined | |
|------------|----------|---------|----------|---------|----------|---------|----------|---------|----------|---------|
| | County % | State % | County % | State % | County % | State % | County % | State % | County % | State % |
| No | 80.0 | 76.1 | 79.9 | 78.6 | 85.2 | 81.7 | 86.4 | 83.7 | 82.2 | 79.4 |
| Yes | 20.0 | 23.9 | 20.1 | 21.4 | 14.8 | 18.3 | 13.6 | 16.3 | 17.8 | 20.6 |
| N of Valid | 812 | 11,620 | 973 | 12,337 | 655 | 9,289 | 457 | 6,062 | 2,897 | 39,308 |
| N of Miss | 107 | 2,001 | 96 | 1,554 | 137 | 1,290 | 79 | 898 | 419 | 5,743 |

Table 11.250: How many times have you changed homes since kindergarten?

| | Grade 6 | | Grade 8 | | Grade 10 | | Grade 12 | | Combined | |
|-----------------|----------|---------|----------|---------|----------|---------|----------|---------|----------|---------|
| | County % | State % | County % | State % | County % | State % | County % | State % | County % | State % |
| Never | 39.2 | 38.2 | 29.0 | 31.9 | 29.1 | 30.2 | 28.6 | 29.4 | 31.8 | 33.0 |
| 1 or 2 times | 37.4 | 34.2 | 37.9 | 34.1 | 34.1 | 33.0 | 31.0 | 31.3 | 35.8 | 33.4 |
| 3 or 4 times | 15.3 | 17.2 | 20.0 | 19.9 | 19.7 | 19.9 | 22.3 | 21.1 | 19.0 | 19.3 |
| 5 or 6 times | 4.1 | 5.6 | 7.6 | 7.9 | 9.8 | 9.0 | 11.5 | 10.1 | 7.7 | 7.8 |
| 7 or more times | 4.1 | 4.8 | 5.4 | 6.2 | 7.3 | 7.9 | 6.5 | 8.1 | 5.6 | 6.5 |
| N of Valid | 812 | 11,708 | 978 | 12,453 | 660 | 9,368 | 461 | 6,123 | 2,911 | 39,652 |
| N of Miss | 107 | 1,913 | 91 | 1,438 | 132 | 1,211 | 75 | 837 | 405 | 5,399 |

Table 11.251: Have you changed schools (including changing from elementary to middle and middle to high school) in the past year?

| | Grade 6 | | Grade 8 | | Grade 10 | | Grade 12 | | Combined | |
|------------|----------|---------|----------|---------|----------|---------|----------|---------|----------|---------|
| | County % | State % | County % | State % | County % | State % | County % | State % | County % | State % |
| No | 41.5 | 49.0 | 28.8 | 57.0 | 36.8 | 60.6 | 77.7 | 75.0 | 41.8 | 58.3 |
| Yes | 58.5 | 51.0 | 71.2 | 43.0 | 63.2 | 39.4 | 22.3 | 25.0 | 58.2 | 41.7 |
| N of Valid | 807 | 11,567 | 973 | 12,306 | 649 | 9,285 | 452 | 6,070 | 2,881 | 39,228 |
| N of Miss | 112 | 2,054 | 96 | 1,585 | 143 | 1,294 | 84 | 890 | 435 | 5,823 |

Table 11.252: How many times have you changed schools since kindergarten (including changing from elementary to middle and middle to high school)?

| | Grade 6 | | Grade 8 | | Grade 10 | | Grade 12 | | Combined | |
|-----------------|----------|---------|----------|---------|----------|---------|----------|---------|----------|---------|
| | County % | State % | County % | State % | County % | State % | County % | State % | County % | State % |
| Never | 23.0 | 32.6 | 16.0 | 26.3 | 17.6 | 27.2 | 22.2 | 27.9 | 19.3 | 28.6 |
| 1 or 2 times | 55.6 | 43.6 | 36.0 | 37.3 | 20.4 | 25.9 | 19.2 | 23.7 | 35.3 | 34.4 |
| 3 or 4 times | 15.6 | 16.2 | 34.2 | 25.0 | 41.0 | 29.7 | 39.9 | 30.2 | 31.4 | 24.3 |
| 5 or 6 times | 3.8 | 5.0 | 10.3 | 7.5 | 16.3 | 11.3 | 14.2 | 12.2 | 10.5 | 8.4 |
| 7 or more times | 2.1 | 2.6 | 3.5 | 3.9 | 4.7 | 5.9 | 4.6 | 6.0 | 3.5 | 4.3 |
| N of Valid | 810 | 11,640 | 980 | 12,425 | 658 | 9,331 | 459 | 6,102 | 2,907 | 39,498 |
| N of Miss | 109 | 1,981 | 89 | 1,466 | 134 | 1,248 | 77 | 858 | 409 | 5,553 |

Table 11.253: Who in your family is currently in the Military (Army, Navy, Marines, Air Force, National Guard, Coast Guard or Reserves or previously served in the military)? (You can mark more than one answer if you have more than one family member in the military) No one in my family is in the military

| | Grade 6 | | Grade 8 | | Grade 10 | | Grade 12 | | Combined | |
|------------|----------|---------|----------|---------|----------|---------|----------|---------|----------|---------|
| | County % | State % | County % | State % | County % | State % | County % | State % | County % | State % |
| No | 51.5 | 47.4 | 51.3 | 47.2 | 45.3 | 43.6 | 39.6 | 38.6 | 48.1 | 45.1 |
| Yes | 48.5 | 52.6 | 48.7 | 52.8 | 54.7 | 56.4 | 60.4 | 61.4 | 51.9 | 54.9 |
| N of Valid | 810 | 11,694 | 980 | 12,456 | 658 | 9,358 | 462 | 6,127 | 2,910 | 39,635 |
| N of Miss | 109 | 1,927 | 89 | 1,435 | 134 | 1,221 | 74 | 833 | 406 | 5,416 |

Table 11.254: Who in your family is currently in the Military (Army, Navy, Marines, Air Force, National Guard, Coast Guard or Reserves or previously served in the military?) (You can mark more than one answer if you have more than one family member in the military) Father

| | Grade 6 | | Grade 8 | | Grade 10 | | Grade 12 | | Combined | |
|------------|----------|---------|----------|---------|----------|---------|----------|---------|----------|---------|
| | County % | State % | County % | State % | County % | State % | County % | State % | County % | State % |
| No | 92.3 | 94.0 | 91.2 | 93.5 | 92.1 | 94.4 | 92.4 | 93.7 | 91.9 | 93.9 |
| Yes | 7.7 | 6.0 | 8.8 | 6.5 | 7.9 | 5.6 | 7.6 | 6.3 | 8.1 | 6.1 |
| N of Valid | 810 | 11,694 | 980 | 12,456 | 658 | 9,358 | 462 | 6,127 | 2,910 | 39,635 |
| N of Miss | 109 | 1,927 | 89 | 1,435 | 134 | 1,221 | 74 | 833 | 406 | 5,416 |

Table 11.255: Who in your family is currently in the Military (Army, Navy, Marines, Air Force, National Guard, Coast Guard or Reserves or previously served in the military?) (You can mark more than one answer if you have more than one family member in the military) Mother

| | Grade 6 | | Grade 8 | | Grade 10 | | Grade 12 | | Combined | |
|------------|----------|---------|----------|---------|----------|---------|----------|---------|----------|---------|
| | County % | State % | County % | State % | County % | State % | County % | State % | County % | State % |
| No | 97.9 | 98.6 | 98.3 | 98.7 | 98.3 | 99.0 | 98.9 | 98.9 | 98.3 | 98.8 |
| Yes | 2.1 | 1.4 | 1.7 | 1.3 | 1.7 | 1.0 | 1.1 | 1.1 | 1.7 | 1.2 |
| N of Valid | 810 | 11,694 | 980 | 12,456 | 658 | 9,358 | 462 | 6,127 | 2,910 | 39,635 |
| N of Miss | 109 | 1,927 | 89 | 1,435 | 134 | 1,221 | 74 | 833 | 406 | 5,416 |

Table 11.256: Who in your family is currently in the Military (Army, Navy, Marines, Air Force, National Guard, Coast Guard or Reserves or previously served in the military?) (You can mark more than one answer if you have more than one family member in the military) Other guardian or parent figure

| | Grade 6 | | Grade 8 | | Grade 10 | | Grade 12 | | Combined | |
|------------|----------|---------|----------|---------|----------|---------|----------|---------|----------|---------|
| | County % | State % | County % | State % | County % | State % | County % | State % | County % | State % |
| No | 94.9 | 95.4 | 95.9 | 96.2 | 96.2 | 96.6 | 97.8 | 97.5 | 96.0 | 96.3 |
| Yes | 5.1 | 4.6 | 4.1 | 3.8 | 3.8 | 3.4 | 2.2 | 2.5 | 4.0 | 3.7 |
| N of Valid | 810 | 11,694 | 980 | 12,456 | 658 | 9,358 | 462 | 6,127 | 2,910 | 39,635 |
| N of Miss | 109 | 1,927 | 89 | 1,435 | 134 | 1,221 | 74 | 833 | 406 | 5,416 |

Table 11.257: Who in your family is currently in the Military (Army, Navy, Marines, Air Force, National Guard, Coast Guard or Reserves or previously served in the military? (You can mark more than one answer if you have more than one family member in the military) Brother or sister

| | Grade 6 | | Grade 8 | | Grade 10 | | Grade 12 | | Combined | |
|------------|----------|---------|----------|---------|----------|---------|----------|---------|----------|---------|
| | County % | State % | County % | State % | County % | State % | County % | State % | County % | State % |
| No | 95.8 | 96.5 | 96.8 | 96.3 | 95.3 | 95.2 | 95.7 | 94.8 | 96.0 | 95.8 |
| Yes | 4.2 | 3.5 | 3.2 | 3.7 | 4.7 | 4.8 | 4.3 | 5.2 | 4.0 | 4.2 |
| N of Valid | 810 | 11,694 | 980 | 12,456 | 658 | 9,358 | 462 | 6,127 | 2,910 | 39,635 |
| N of Miss | 109 | 1,927 | 89 | 1,435 | 134 | 1,221 | 74 | 833 | 406 | 5,416 |

Table 11.258: Who in your family is currently in the Military (Army, Navy, Marines, Air Force, National Guard, Coast Guard or Reserves or previously served in the military? (You can mark more than one answer if you have more than one family member in the military) Grandparent or other relative

| | Grade 6 | | Grade 8 | | Grade 10 | | Grade 12 | | Combined | |
|------------|----------|---------|----------|---------|----------|---------|----------|---------|----------|---------|
| | County % | State % | County % | State % | County % | State % | County % | State % | County % | State % |
| No | 70.4 | 75.0 | 69.0 | 73.1 | 72.5 | 74.9 | 74.0 | 77.6 | 71.0 | 74.8 |
| Yes | 29.6 | 25.0 | 31.0 | 26.9 | 27.5 | 25.1 | 26.0 | 22.4 | 29.0 | 25.2 |
| N of Valid | 810 | 11,694 | 980 | 12,456 | 658 | 9,358 | 462 | 6,127 | 2,910 | 39,635 |
| N of Miss | 109 | 1,927 | 89 | 1,435 | 134 | 1,221 | 74 | 833 | 406 | 5,416 |

Table 11.259: Who in your family is currently in the Military (Army, Navy, Marines, Air Force, National Guard, Coast Guard or Reserves or previously served in the military? (You can mark more than one answer if you have more than one family member in the military) Don't know

| | Grade 6 | | Grade 8 | | Grade 10 | | Grade 12 | | Combined | |
|------------|----------|---------|----------|---------|----------|---------|----------|---------|----------|---------|
| | County % | State % | County % | State % | County % | State % | County % | State % | County % | State % |
| No | 82.3 | 80.4 | 84.3 | 83.4 | 91.3 | 86.5 | 91.6 | 89.8 | 86.5 | 84.2 |
| Yes | 17.7 | 19.6 | 15.7 | 16.6 | 8.7 | 13.5 | 8.4 | 10.2 | 13.5 | 15.8 |
| N of Valid | 810 | 11,694 | 980 | 12,456 | 658 | 9,358 | 462 | 6,127 | 2,910 | 39,635 |
| N of Miss | 109 | 1,927 | 89 | 1,435 | 134 | 1,221 | 74 | 833 | 406 | 5,416 |

Table 11.260: Has anyone in your family ever had a severe alcohol or drug problem?

| | Grade 6 | | Grade 8 | | Grade 10 | | Grade 12 | | Combined | |
|------------|----------|---------|----------|---------|----------|---------|----------|---------|----------|---------|
| | County % | State % | County % | State % | County % | State % | County % | State % | County % | State % |
| No | 74.1 | 67.7 | 61.2 | 58.7 | 54.7 | 53.7 | 56.4 | 54.7 | 62.5 | 59.5 |
| Yes | 25.9 | 32.3 | 38.8 | 41.3 | 45.3 | 46.3 | 43.6 | 45.3 | 37.5 | 40.5 |
| N of Valid | 792 | 11,400 | 972 | 12,280 | 653 | 9,271 | 456 | 6,051 | 2,873 | 39,002 |
| N of Miss | 127 | 2,221 | 97 | 1,611 | 139 | 1,308 | 80 | 909 | 443 | 6,049 |

Table 11.261: The rules in my family are clear.

| | Grade 6 | | Grade 8 | | Grade 10 | | Grade 12 | | Combined | |
|------------|----------|---------|----------|---------|----------|---------|----------|---------|----------|---------|
| | County % | State % | County % | State % | County % | State % | County % | State % | County % | State % |
| NO! | 6.4 | 6.9 | 3.2 | 5.8 | 3.2 | 5.3 | 4.8 | 5.7 | 4.3 | 6.0 |
| no | 3.6 | 6.4 | 8.3 | 6.9 | 5.3 | 5.8 | 4.1 | 6.2 | 5.7 | 6.4 |
| yes | 30.4 | 32.5 | 37.1 | 37.9 | 39.8 | 40.0 | 38.8 | 40.0 | 36.1 | 37.2 |
| YES! | 59.6 | 54.1 | 51.5 | 49.4 | 51.7 | 48.9 | 52.3 | 48.1 | 53.9 | 50.5 |
| N of Valid | 802 | 11,511 | 979 | 12,400 | 658 | 9,335 | 461 | 6,120 | 2,900 | 39,366 |
| N of Miss | 117 | 2,110 | 90 | 1,491 | 134 | 1,244 | 75 | 840 | 416 | 5,685 |

Table 11.262: People in my family have serious arguments about the same things, and often insult or yell at each other.

| | Grade 6 | | Grade 8 | | Grade 10 | | Grade 12 | | Combined | |
|------------|----------|---------|----------|---------|----------|---------|----------|---------|----------|---------|
| | County % | State % | County % | State % | County % | State % | County % | State % | County % | State % |
| NO! | 42.7 | 41.7 | 31.1 | 34.6 | 29.2 | 30.8 | 38.6 | 31.3 | 35.1 | 35.3 |
| no | 36.7 | 33.5 | 42.8 | 37.5 | 46.8 | 40.4 | 36.2 | 38.7 | 41.0 | 37.2 |
| yes | 15.4 | 16.7 | 17.7 | 18.7 | 17.4 | 19.8 | 17.8 | 20.6 | 17.0 | 18.7 |
| YES! | 5.1 | 8.0 | 8.4 | 9.2 | 6.6 | 9.1 | 7.4 | 9.3 | 6.9 | 8.8 |
| N of Valid | 798 | 11,512 | 975 | 12,381 | 654 | 9,305 | 461 | 6,101 | 2,888 | 39,299 |
| N of Miss | 121 | 2,109 | 94 | 1,510 | 138 | 1,274 | 75 | 859 | 428 | 5,752 |

Table 11.263: When I am not at home, one of my parents knows where I am and who I am with.

| | Grade 6 | | Grade 8 | | Grade 10 | | Grade 12 | | Combined | |
|------------|----------|---------|----------|---------|----------|---------|----------|---------|----------|---------|
| | County % | State % | County % | State % | County % | State % | County % | State % | County % | State % |
| NO! | 6.3 | 8.1 | 3.2 | 6.3 | 2.9 | 5.5 | 5.7 | 6.3 | 4.4 | 6.6 |
| no | 4.5 | 5.0 | 3.3 | 4.1 | 3.0 | 3.9 | 3.3 | 5.1 | 3.6 | 4.5 |
| yes | 27.5 | 26.9 | 33.1 | 31.9 | 32.8 | 34.7 | 41.1 | 37.7 | 32.7 | 32.0 |
| YES! | 61.7 | 60.0 | 60.4 | 57.7 | 61.2 | 55.9 | 50.0 | 50.9 | 59.3 | 56.9 |
| N of Valid | 805 | 11,496 | 978 | 12,380 | 658 | 9,303 | 460 | 6,105 | 2,901 | 39,284 |
| N of Miss | 114 | 2,125 | 91 | 1,511 | 134 | 1,276 | 76 | 855 | 415 | 5,767 |

Table 11.264: My family has clear rules about alcohol and drug use.

| | Grade 6 | | Grade 8 | | Grade 10 | | Grade 12 | | Combined | |
|------------|----------|---------|----------|---------|----------|---------|----------|---------|----------|---------|
| | County % | State % | County % | State % | County % | State % | County % | State % | County % | State % |
| NO! | 6.3 | 9.1 | 3.3 | 6.9 | 2.9 | 5.8 | 4.3 | 6.4 | 4.2 | 7.2 |
| no | 4.1 | 5.8 | 6.9 | 6.6 | 4.4 | 6.6 | 6.3 | 7.9 | 5.5 | 6.6 |
| yes | 17.8 | 19.2 | 26.1 | 26.3 | 30.7 | 32.0 | 34.6 | 35.1 | 26.2 | 26.9 |
| YES! | 71.8 | 65.9 | 63.8 | 60.2 | 62.0 | 55.6 | 54.8 | 50.7 | 64.1 | 59.3 |
| N of Valid | 797 | 11,412 | 974 | 12,347 | 658 | 9,282 | 460 | 6,098 | 2,889 | 39,139 |
| N of Miss | 122 | 2,209 | 95 | 1,544 | 134 | 1,297 | 76 | 862 | 427 | 5,912 |

Table 11.265: If you skipped school would you be caught by your parents?

| | Grade 6 | | Grade 8 | | Grade 10 | | Grade 12 | | Combined | |
|------------|----------|---------|----------|---------|----------|---------|----------|---------|----------|---------|
| | County % | State % | County % | State % | County % | State % | County % | State % | County % | State % |
| NO! | 7.2 | 9.4 | 3.8 | 7.5 | 3.5 | 7.2 | 6.5 | 9.2 | 5.1 | 8.2 |
| no | 3.4 | 6.2 | 8.8 | 9.4 | 6.8 | 10.3 | 8.1 | 15.3 | 6.8 | 9.6 |
| yes | 26.0 | 24.6 | 32.1 | 32.3 | 33.2 | 36.6 | 40.1 | 36.3 | 31.9 | 31.7 |
| YES! | 63.4 | 59.8 | 55.3 | 50.8 | 56.5 | 45.9 | 45.3 | 39.2 | 56.2 | 50.5 |
| N of Valid | 792 | 11,444 | 976 | 12,363 | 657 | 9,295 | 459 | 6,101 | 2,884 | 39,203 |
| N of Miss | 127 | 2,177 | 93 | 1,528 | 135 | 1,284 | 77 | 859 | 432 | 5,848 |

Table 11.266: My parents ask if I've gotten my homework done.

| | Grade 6 | | Grade 8 | | Grade 10 | | Grade 12 | | Combined | |
|------------|----------|---------|----------|---------|----------|---------|----------|---------|----------|---------|
| | County % | State % | County % | State % | County % | State % | County % | State % | County % | State % |
| NO! | 7.2 | 9.2 | 5.4 | 9.5 | 4.9 | 9.5 | 12.4 | 13.5 | 6.9 | 10.0 |
| no | 10.8 | 11.3 | 19.1 | 16.4 | 18.1 | 19.5 | 18.5 | 21.9 | 16.5 | 16.5 |
| yes | 31.7 | 32.1 | 36.2 | 35.5 | 38.9 | 37.9 | 39.1 | 36.3 | 36.0 | 35.2 |
| YES! | 50.3 | 47.4 | 39.2 | 38.6 | 38.1 | 33.1 | 30.0 | 28.3 | 40.5 | 38.3 |
| N of Valid | 793 | 11,487 | 977 | 12,379 | 658 | 9,307 | 460 | 6,109 | 2,888 | 39,282 |
| N of Miss | 126 | 2,134 | 92 | 1,512 | 134 | 1,272 | 76 | 851 | 428 | 5,769 |

Table 11.267: Would your parents know if you did not come home on time?

| | Grade 6 | | Grade 8 | | Grade 10 | | Grade 12 | | Combined | |
|------------|----------|---------|----------|---------|----------|---------|----------|---------|----------|---------|
| | County % | State % | County % | State % | County % | State % | County % | State % | County % | State % |
| NO! | 5.8 | 7.3 | 3.2 | 6.3 | 2.9 | 5.6 | 5.7 | 7.3 | 4.2 | 6.6 |
| no | 5.9 | 6.6 | 7.7 | 8.2 | 4.6 | 6.8 | 4.1 | 8.1 | 5.9 | 7.4 |
| yes | 26.2 | 27.0 | 33.6 | 31.9 | 33.4 | 35.9 | 39.0 | 37.8 | 32.4 | 32.4 |
| YES! | 62.0 | 59.1 | 55.5 | 53.5 | 59.1 | 51.7 | 51.2 | 46.9 | 57.4 | 53.7 |
| N of Valid | 793 | 11,476 | 976 | 12,381 | 658 | 9,305 | 459 | 6,111 | 2,886 | 39,273 |
| N of Miss | 126 | 2,145 | 93 | 1,510 | 134 | 1,274 | 77 | 849 | 430 | 5,778 |

Table 11.268: Have any of your brothers or sisters ever: drunk beer, wine, or hard liquor (for example, vodka, whiskey, or gin)?

| | Grade 6 | | Grade 8 | | Grade 10 | | Grade 12 | | Combined | |
|--------------------------------------|----------|---------|----------|---------|----------|---------|----------|---------|----------|---------|
| | County % | State % | County % | State % | County % | State % | County % | State % | County % | State % |
| No | 80.5 | 80.4 | 68.8 | 69.5 | 62.7 | 61.9 | 58.2 | 55.4 | 69.0 | 68.7 |
| Yes | 13.2 | 15.5 | 25.7 | 26.2 | 31.5 | 33.6 | 34.6 | 39.3 | 25.0 | 26.8 |
| I don't have any brothers or sisters | 6.2 | 4.2 | 5.5 | 4.3 | 5.8 | 4.6 | 7.1 | 5.3 | 6.0 | 4.5 |
| N of Valid | 801 | 11,493 | 977 | 12,388 | 655 | 9,281 | 462 | 6,101 | 2,895 | 39,263 |
| N of Miss | 118 | 2,128 | 92 | 1,503 | 137 | 1,298 | 74 | 859 | 421 | 5,788 |

Table 11.269: Have any of your brothers or sisters ever: smoked marijuana?

| | Grade 6 | | Grade 8 | | Grade 10 | | Grade 12 | | Combined | |
|--------------------------------------|----------|---------|----------|---------|----------|---------|----------|---------|----------|---------|
| | County % | State % | County % | State % | County % | State % | County % | State % | County % | State % |
| No | 90.5 | 90.9 | 81.4 | 82.6 | 76.5 | 75.5 | 70.9 | 68.1 | 81.1 | 81.1 |
| Yes | 3.2 | 5.0 | 13.1 | 13.1 | 17.6 | 19.9 | 22.1 | 26.6 | 12.8 | 14.4 |
| I don't have any brothers or sisters | 6.2 | 4.2 | 5.4 | 4.3 | 6.0 | 4.6 | 6.9 | 5.4 | 6.0 | 4.5 |
| N of Valid | 800 | 11,451 | 974 | 12,347 | 654 | 9,259 | 461 | 6,090 | 2,889 | 39,147 |
| N of Miss | 119 | 2,170 | 95 | 1,544 | 138 | 1,320 | 75 | 870 | 427 | 5,904 |

Table 11.270: Have any of your brothers or sisters ever: smoked cigarettes?

| | Grade 6 | | Grade 8 | | Grade 10 | | Grade 12 | | Combined | |
|--------------------------------------|----------|---------|----------|---------|----------|---------|----------|---------|----------|---------|
| | County % | State % | County % | State % | County % | State % | County % | State % | County % | State % |
| No | 88.1 | 88.4 | 82.4 | 83.8 | 81.7 | 79.5 | 77.0 | 75.1 | 83.0 | 82.8 |
| Yes | 5.8 | 7.4 | 12.1 | 11.9 | 12.1 | 15.8 | 16.1 | 19.6 | 11.0 | 12.7 |
| I don't have any brothers or sisters | 6.2 | 4.2 | 5.4 | 4.3 | 6.1 | 4.7 | 7.0 | 5.3 | 6.0 | 4.5 |
| N of Valid | 796 | 11,449 | 974 | 12,314 | 652 | 9,245 | 460 | 6,086 | 2,882 | 39,094 |
| N of Miss | 123 | 2,172 | 95 | 1,577 | 140 | 1,334 | 76 | 874 | 434 | 5,957 |

Table 11.271: Have any of your brothers or sisters ever: taken a handgun to school?

| | Grade 6 | | Grade 8 | | Grade 10 | | Grade 12 | | Combined | |
|--------------------------------------|----------|---------|----------|---------|----------|---------|----------|---------|----------|---------|
| | County % | State % | County % | State % | County % | State % | County % | State % | County % | State % |
| No | 93.7 | 95.2 | 93.7 | 94.7 | 93.6 | 94.3 | 92.8 | 93.6 | 93.5 | 94.6 |
| Yes | 0.1 | 0.7 | 0.7 | 1.0 | 0.6 | 1.0 | 0.2 | 1.0 | 0.5 | 0.9 |
| I don't have any brothers or sisters | 6.2 | 4.2 | 5.6 | 4.4 | 5.8 | 4.6 | 7.0 | 5.3 | 6.0 | 4.5 |
| N of Valid | 795 | 11,430 | 969 | 12,281 | 654 | 9,247 | 458 | 6,069 | 2,876 | 39,027 |
| N of Miss | 124 | 2,191 | 100 | 1,610 | 138 | 1,332 | 78 | 891 | 440 | 6,024 |

Table 11.272: Have any of your brothers or sisters ever: been suspended or expelled from school?

| | Grade 6 | | Grade 8 | | Grade 10 | | Grade 12 | | Combined | |
|--------------------------------------|----------|---------|----------|---------|----------|---------|----------|---------|----------|---------|
| | County % | State % | County % | State % | County % | State % | County % | State % | County % | State % |
| No | 79.3 | 78.9 | 71.3 | 74.6 | 74.1 | 74.2 | 74.6 | 75.0 | 74.7 | 75.8 |
| Yes | 14.4 | 16.9 | 23.2 | 21.0 | 19.8 | 21.0 | 18.5 | 19.7 | 19.3 | 19.6 |
| I don't have any brothers or sisters | 6.3 | 4.2 | 5.4 | 4.3 | 6.1 | 4.7 | 7.0 | 5.4 | 6.1 | 4.5 |
| N of Valid | 797 | 11,409 | 977 | 12,322 | 653 | 9,242 | 460 | 6,080 | 2,887 | 39,053 |
| N of Miss | 122 | 2,212 | 92 | 1,569 | 139 | 1,337 | 76 | 880 | 429 | 5,998 |

Table 11.273: Have any of your brothers or sisters ever: used a vaping product like e-cigarettes, e-cigars, or e-hookahs?

| | Grade 6 | | Grade 8 | | Grade 10 | | Grade 12 | | Combined | |
|--------------------------------------|----------|---------|----------|---------|----------|---------|----------|---------|----------|---------|
| | County % | State % | County % | State % | County % | State % | County % | State % | County % | State % |
| No | 83.6 | 83.5 | 75.2 | 75.7 | 72.1 | 70.7 | 69.6 | 66.5 | 75.9 | 75.4 |
| Yes | 10.1 | 12.3 | 19.2 | 19.9 | 21.9 | 24.7 | 23.5 | 28.1 | 18.0 | 20.1 |
| I don't have any brothers or sisters | 6.3 | 4.2 | 5.6 | 4.4 | 6.0 | 4.6 | 7.0 | 5.4 | 6.1 | 4.5 |
| N of Valid | 1,588 | 22,886 | 1,956 | 24,676 | 1,306 | 18,506 | 920 | 12,174 | 5,770 | 78,242 |
| N of Miss | 250 | 4,356 | 182 | 3,106 | 278 | 2,652 | 152 | 1,746 | 862 | 11,860 |

Table 11.274: Have any of your brothers or sisters ever: used prescription drugs not prescribed for him/her?

| | Grade 6 | | Grade 8 | | Grade 10 | | Grade 12 | | Combined | |
|--------------------------------------|----------|---------|----------|---------|----------|---------|----------|---------|----------|---------|
| | County % | State % | County % | State % | County % | State % | County % | State % | County % | State % |
| No | 91.7 | 93.5 | 91.6 | 91.6 | 89.7 | 89.9 | 87.6 | 88.7 | 90.5 | 91.3 |
| Yes | 2.0 | 2.3 | 2.9 | 4.1 | 4.1 | 5.4 | 5.4 | 6.0 | 3.3 | 4.2 |
| I don't have any brothers or sisters | 6.3 | 4.2 | 5.5 | 4.3 | 6.1 | 4.7 | 6.9 | 5.3 | 6.1 | 4.5 |
| N of Valid | 791 | 11,410 | 973 | 12,300 | 653 | 9,239 | 461 | 6,083 | 2,878 | 39,032 |
| N of Miss | 128 | 2,211 | 96 | 1,591 | 139 | 1,340 | 75 | 877 | 438 | 6,019 |

Table 11.275: How wrong do your parents feel it would be for YOU to: have one or two drinks of an alcoholic beverage nearly every day?

| | Grade 6 | | Grade 8 | | Grade 10 | | Grade 12 | | Combined | |
|--------------------|----------|---------|----------|---------|----------|---------|----------|---------|----------|---------|
| | County % | State % | County % | State % | County % | State % | County % | State % | County % | State % |
| Very wrong | 90.1 | 89.8 | 82.7 | 85.2 | 84.3 | 82.1 | 79.7 | 77.5 | 84.6 | 84.6 |
| Wrong | 7.5 | 7.6 | 12.5 | 10.5 | 12.1 | 12.6 | 14.3 | 14.8 | 11.3 | 10.8 |
| A little bit wrong | 2.0 | 2.0 | 3.7 | 3.4 | 3.2 | 3.9 | 5.8 | 5.7 | 3.5 | 3.5 |
| Not at all wrong | 0.4 | 0.6 | 1.0 | 0.9 | 0.5 | 1.4 | 0.2 | 2.0 | 0.6 | 1.1 |
| N of Valid | 798 | 11,467 | 973 | 12,355 | 655 | 9,297 | 462 | 6,105 | 2,888 | 39,224 |
| N of Miss | 121 | 2,154 | 96 | 1,536 | 137 | 1,282 | 74 | 855 | 428 | 5,827 |

Table 11.276: How wrong do your parents feel it would be for YOU to: smoke tobacco?

| | Grade 6 | | Grade 8 | | Grade 10 | | Grade 12 | | Combined | |
|--------------------|----------|---------|----------|---------|----------|---------|----------|---------|----------|---------|
| | County % | State % | County % | State % | County % | State % | County % | State % | County % | State % |
| Very wrong | 95.6 | 94.3 | 87.8 | 90.8 | 90.5 | 87.5 | 84.2 | 82.1 | 90.0 | 89.7 |
| Wrong | 3.9 | 4.5 | 8.7 | 6.9 | 8.4 | 9.7 | 12.4 | 12.9 | 7.9 | 7.8 |
| A little bit wrong | 0.5 | 0.9 | 2.9 | 1.7 | 0.9 | 2.0 | 2.8 | 3.3 | 1.8 | 1.8 |
| Not at all wrong | 0.0 | 0.4 | 0.6 | 0.6 | 0.2 | 0.8 | 0.7 | 1.7 | 0.3 | 0.7 |
| N of Valid | 795 | 11,452 | 969 | 12,332 | 655 | 9,273 | 461 | 6,081 | 2,880 | 39,138 |
| N of Miss | 124 | 2,169 | 100 | 1,559 | 137 | 1,306 | 75 | 879 | 436 | 5,913 |

Table 11.277: How wrong do your parents feel it would be for YOU to: smoke marijuana?

| | Grade 6 | | Grade 8 | | Grade 10 | | Grade 12 | | Combined | |
|--------------------|----------|---------|----------|---------|----------|---------|----------|---------|----------|---------|
| | County % | State % | County % | State % | County % | State % | County % | State % | County % | State % |
| Very wrong | 97.5 | 95.1 | 87.1 | 89.8 | 86.7 | 84.2 | 77.8 | 76.7 | 88.4 | 88.0 |
| Wrong | 2.1 | 3.5 | 8.0 | 6.2 | 8.9 | 9.6 | 13.3 | 11.8 | 7.4 | 7.1 |
| A little bit wrong | 0.3 | 0.9 | 3.8 | 2.8 | 2.9 | 4.5 | 6.5 | 6.9 | 3.1 | 3.3 |
| Not at all wrong | 0.1 | 0.5 | 1.1 | 1.2 | 1.5 | 1.8 | 2.4 | 4.6 | 1.1 | 1.6 |
| N of Valid | 797 | 11,411 | 973 | 12,307 | 653 | 9,254 | 459 | 6,080 | 2,882 | 39,052 |
| N of Miss | 122 | 2,210 | 96 | 1,584 | 139 | 1,325 | 77 | 880 | 434 | 5,999 |

Table 11.278: How wrong do your parents feel it would be for YOU to: use prescription drugs not prescribed to you?

| | Grade 6 | | Grade 8 | | Grade 10 | | Grade 12 | | Combined | |
|--------------------|----------|---------|----------|---------|----------|---------|----------|---------|----------|---------|
| | County % | State % | County % | State % | County % | State % | County % | State % | County % | State % |
| Very wrong | 96.6 | 95.2 | 91.1 | 93.0 | 93.6 | 92.1 | 89.8 | 90.6 | 93.0 | 93.0 |
| Wrong | 2.7 | 3.6 | 6.8 | 5.3 | 5.3 | 6.0 | 8.0 | 7.4 | 5.5 | 5.3 |
| A little bit wrong | 0.5 | 0.7 | 1.6 | 1.2 | 0.9 | 1.3 | 1.3 | 1.5 | 1.1 | 1.1 |
| Not at all wrong | 0.3 | 0.5 | 0.4 | 0.6 | 0.2 | 0.6 | 0.9 | 0.5 | 0.4 | 0.5 |
| N of Valid | 790 | 11,422 | 971 | 12,319 | 655 | 9,268 | 460 | 6,098 | 2,876 | 39,107 |
| N of Miss | 129 | 2,199 | 98 | 1,572 | 137 | 1,311 | 76 | 862 | 440 | 5,944 |

Table 11.279: How wrong do your parents feel it would be for YOU to: use heroin?

| | Grade 6 | | Grade 8 | | Grade 10 | | Grade 12 | | Combined | |
|--------------------|----------|---------|----------|---------|----------|---------|----------|---------|----------|---------|
| | County % | State % | County % | State % | County % | State % | County % | State % | County % | State % |
| Very wrong | 98.2 | 97.3 | 95.6 | 96.6 | 97.3 | 96.3 | 95.4 | 95.4 | 96.7 | 96.6 |
| Wrong | 1.8 | 2.2 | 3.8 | 2.8 | 2.6 | 3.1 | 4.4 | 3.9 | 3.1 | 2.9 |
| A little bit wrong | 0.0 | 0.2 | 0.3 | 0.3 | 0.2 | 0.3 | 0.2 | 0.3 | 0.2 | 0.3 |
| Not at all wrong | 0.0 | 0.3 | 0.3 | 0.2 | 0.0 | 0.3 | 0.0 | 0.3 | 0.1 | 0.3 |
| N of Valid | 786 | 11,368 | 970 | 12,293 | 655 | 9,260 | 458 | 6,088 | 2,869 | 39,009 |
| N of Miss | 133 | 2,253 | 99 | 1,598 | 137 | 1,319 | 78 | 872 | 447 | 6,042 |

Table 11.280: How wrong do your parents feel it would be for YOU to: use methamphetamines?

| | Grade 6 | | Grade 8 | | Grade 10 | | Grade 12 | | Combined | |
|--------------------|----------|---------|----------|---------|----------|---------|----------|---------|----------|---------|
| | County % | State % | County % | State % | County % | State % | County % | State % | County % | State % |
| Very wrong | 98.3 | 97.2 | 95.7 | 96.6 | 96.8 | 96.2 | 95.0 | 95.3 | 96.5 | 96.5 |
| Wrong | 1.5 | 2.3 | 3.8 | 2.9 | 2.9 | 3.2 | 4.8 | 4.1 | 3.1 | 3.0 |
| A little bit wrong | 0.0 | 0.2 | 0.2 | 0.3 | 0.3 | 0.3 | 0.2 | 0.4 | 0.2 | 0.3 |
| Not at all wrong | 0.1 | 0.3 | 0.3 | 0.3 | 0.0 | 0.3 | 0.0 | 0.3 | 0.1 | 0.3 |
| N of Valid | 784 | 11,354 | 970 | 12,290 | 654 | 9,252 | 458 | 6,082 | 2,866 | 38,978 |
| N of Miss | 135 | 2,267 | 99 | 1,601 | 138 | 1,327 | 78 | 878 | 450 | 6,073 |

Table 11.281: How wrong do your parents feel it would be for YOU to: steal something?

| | Grade 6 | | Grade 8 | | Grade 10 | | Grade 12 | | Combined | |
|--------------------|----------|---------|----------|---------|----------|---------|----------|---------|----------|---------|
| | County % | State % | County % | State % | County % | State % | County % | State % | County % | State % |
| Very wrong | 84.8 | 83.5 | 75.9 | 80.0 | 82.4 | 81.3 | 84.3 | 83.3 | 81.2 | 81.8 |
| Wrong | 13.2 | 13.5 | 17.3 | 16.0 | 14.5 | 15.4 | 13.3 | 13.7 | 14.9 | 14.8 |
| A little bit wrong | 1.9 | 2.7 | 6.3 | 3.5 | 3.1 | 2.9 | 2.4 | 2.5 | 3.7 | 3.0 |
| Not at all wrong | 0.1 | 0.4 | 0.5 | 0.5 | 0.0 | 0.4 | 0.0 | 0.5 | 0.2 | 0.4 |
| N of Valid | 796 | 11,393 | 972 | 12,282 | 655 | 9,225 | 460 | 6,082 | 2,883 | 38,982 |
| N of Miss | 123 | 2,228 | 97 | 1,609 | 137 | 1,354 | 76 | 878 | 433 | 6,069 |

Table 11.282: How wrong do your parents feel it would be for YOU to: draw graffiti, write things, or draw pictures on buildings or other property (without the owner's permission)?

| | Grade 6 | | Grade 8 | | Grade 10 | | Grade 12 | | Combined | |
|--------------------|----------|---------|----------|---------|----------|---------|----------|---------|----------|---------|
| | County % | State % | County % | State % | County % | State % | County % | State % | County % | State % |
| Very wrong | 88.1 | 86.0 | 73.8 | 79.4 | 78.9 | 79.6 | 77.4 | 79.5 | 79.5 | 81.4 |
| Wrong | 9.8 | 10.3 | 19.3 | 15.0 | 16.5 | 14.9 | 16.7 | 14.7 | 15.7 | 13.6 |
| A little bit wrong | 1.4 | 2.7 | 5.9 | 4.7 | 4.1 | 4.7 | 5.2 | 4.8 | 4.1 | 4.1 |
| Not at all wrong | 0.6 | 1.0 | 1.0 | 1.0 | 0.5 | 0.8 | 0.7 | 0.9 | 0.7 | 0.9 |
| N of Valid | 793 | 11,405 | 972 | 12,297 | 655 | 9,267 | 460 | 6,095 | 2,880 | 39,064 |
| N of Miss | 126 | 2,216 | 97 | 1,594 | 137 | 1,312 | 76 | 865 | 436 | 5,987 |

Table 11.283: How wrong do your parents feel it would be for YOU to: pick a fight with someone?

| | Grade 6 | | Grade 8 | | Grade 10 | | Grade 12 | | Combined | |
|--------------------|----------|---------|----------|---------|----------|---------|----------|---------|----------|---------|
| | County % | State % | County % | State % | County % | State % | County % | State % | County % | State % |
| Very wrong | 68.1 | 64.9 | 55.7 | 58.8 | 60.7 | 62.1 | 62.6 | 65.1 | 61.3 | 62.4 |
| Wrong | 22.1 | 22.3 | 25.6 | 25.3 | 25.5 | 24.1 | 26.5 | 22.4 | 24.8 | 23.7 |
| A little bit wrong | 8.8 | 10.7 | 16.3 | 13.7 | 12.5 | 11.9 | 9.6 | 10.8 | 12.3 | 11.9 |
| Not at all wrong | 1.0 | 2.1 | 2.5 | 2.3 | 1.2 | 1.9 | 1.3 | 1.8 | 1.6 | 2.1 |
| N of Valid | 792 | 11,404 | 970 | 12,293 | 654 | 9,246 | 460 | 6,073 | 2,876 | 39,016 |
| N of Miss | 127 | 2,217 | 99 | 1,598 | 138 | 1,333 | 76 | 887 | 440 | 6,035 |

Table 11.284: About how many adults (over 21) have you known personally who in the past year have: used marijuana, crack, cocaine, or other drugs?

| | Grade 6 | | Grade 8 | | Grade 10 | | Grade 12 | | Combined | |
|------------|----------|---------|----------|---------|----------|---------|----------|---------|----------|---------|
| | County % | State % | County % | State % | County % | State % | County % | State % | County % | State % |
| 0 | 86.8 | 83.4 | 75.3 | 75.7 | 69.2 | 69.3 | 64.1 | 64.8 | 75.3 | 74.7 |
| 1 | 6.7 | 8.1 | 9.8 | 10.0 | 12.0 | 10.6 | 10.5 | 9.9 | 9.5 | 9.6 |
| 2 | 3.4 | 3.7 | 7.0 | 5.9 | 8.6 | 7.9 | 8.3 | 8.9 | 6.6 | 6.2 |
| 3-4 | 1.5 | 2.3 | 4.9 | 4.3 | 6.4 | 6.0 | 8.9 | 7.8 | 5.0 | 4.7 |
| 5+ | 1.6 | 2.6 | 3.0 | 4.1 | 3.8 | 6.2 | 8.3 | 8.6 | 3.6 | 4.9 |
| N of Valid | 795 | 11,448 | 972 | 12,343 | 659 | 9,293 | 459 | 6,098 | 2,885 | 39,182 |
| N of Miss | 124 | 2,173 | 97 | 1,548 | 133 | 1,286 | 77 | 862 | 431 | 5,869 |

Table 11.285: About how many adults (over 21) have you known personally who in the past year have: sold or dealt drugs?

| | Grade 6 | | Grade 8 | | Grade 10 | | Grade 12 | | Combined | |
|------------|----------|---------|----------|---------|----------|---------|----------|---------|----------|---------|
| | County % | State % | County % | State % | County % | State % | County % | State % | County % | State % |
| 0 | 96.8 | 93.9 | 90.9 | 89.7 | 86.4 | 85.9 | 83.2 | 84.1 | 90.3 | 89.2 |
| 1 | 1.9 | 3.6 | 4.8 | 5.1 | 7.3 | 6.5 | 7.0 | 6.5 | 4.9 | 5.2 |
| 2 | 0.9 | 1.1 | 2.4 | 2.3 | 2.4 | 3.4 | 5.0 | 4.3 | 2.4 | 2.5 |
| 3-4 | 0.3 | 0.6 | 0.9 | 1.2 | 2.3 | 2.2 | 2.8 | 2.5 | 1.4 | 1.5 |
| 5+ | 0.1 | 0.8 | 1.0 | 1.6 | 1.5 | 2.0 | 2.0 | 2.7 | 1.0 | 1.6 |
| N of Valid | 789 | 11,398 | 968 | 12,291 | 656 | 9,262 | 459 | 6,075 | 2,872 | 39,026 |
| N of Miss | 130 | 2,223 | 101 | 1,600 | 136 | 1,317 | 77 | 885 | 444 | 6,025 |

Table 11.286: About how many adults (over 21) have you known personally who in the past year have: done other things that could get them in trouble with the police, like stealing, selling stolen goods, mugging, or assaulting others, etc.?

| | Grade 6 | | Grade 8 | | Grade 10 | | Grade 12 | | Combined | |
|------------|----------|---------|----------|---------|----------|---------|----------|---------|----------|---------|
| | County % | State % | County % | State % | County % | State % | County % | State % | County % | State % |
| 0 | 93.0 | 90.0 | 86.5 | 85.6 | 83.5 | 82.3 | 86.8 | 83.0 | 87.6 | 85.7 |
| 1 | 5.2 | 5.8 | 7.0 | 7.1 | 8.2 | 7.8 | 5.4 | 6.5 | 6.5 | 6.8 |
| 2 | 0.8 | 2.0 | 3.0 | 3.0 | 3.5 | 3.9 | 3.7 | 3.9 | 2.6 | 3.1 |
| 3-4 | 0.5 | 1.0 | 1.9 | 2.0 | 3.3 | 3.0 | 1.5 | 3.0 | 1.8 | 2.1 |
| 5+ | 0.5 | 1.1 | 1.6 | 2.3 | 1.5 | 3.0 | 2.6 | 3.6 | 1.5 | 2.3 |
| N of Valid | 789 | 11,397 | 971 | 12,307 | 659 | 9,268 | 461 | 6,088 | 2,880 | 39,060 |
| N of Miss | 130 | 2,224 | 98 | 1,584 | 133 | 1,311 | 75 | 872 | 436 | 5,991 |

Table 11.287: About how many adults (over 21) have you known personally who in the past year have: gotten drunk or high?

| | Grade 6 | | Grade 8 | | Grade 10 | | Grade 12 | | Combined | |
|------------|----------|---------|----------|---------|----------|---------|----------|---------|----------|---------|
| | County % | State % | County % | State % | County % | State % | County % | State % | County % | State % |
| 0 | 77.3 | 70.4 | 58.0 | 58.8 | 53.5 | 52.3 | 50.8 | 49.1 | 61.1 | 59.1 |
| 1 | 12.5 | 13.7 | 14.3 | 14.6 | 13.2 | 12.8 | 11.3 | 11.4 | 13.1 | 13.4 |
| 2 | 4.4 | 5.7 | 9.9 | 8.5 | 11.4 | 10.2 | 8.9 | 10.6 | 8.6 | 8.4 |
| 3-4 | 2.3 | 4.3 | 7.7 | 7.1 | 8.8 | 9.5 | 10.6 | 10.4 | 6.9 | 7.4 |
| 5+ | 3.5 | 5.9 | 10.2 | 10.9 | 13.1 | 15.0 | 18.4 | 18.6 | 10.3 | 11.6 |
| N of Valid | 793 | 11,399 | 974 | 12,299 | 658 | 9,271 | 461 | 6,097 | 2,886 | 39,066 |
| N of Miss | 126 | 2,222 | 95 | 1,592 | 134 | 1,308 | 75 | 863 | 430 | 5,985 |

Table 11.288: Do you have enough access to school counseling services (ex. counselors who can help with mental health, feelings, or problems students may be experiencing)?

| | Grade 6 | | Grade 8 | | Grade 10 | | Grade 12 | | Combined | |
|--------------|----------|---------|----------|---------|----------|---------|----------|---------|----------|---------|
| | County % | State % | County % | State % | County % | State % | County % | State % | County % | State % |
| Yes | 59.5 | 52.2 | 61.1 | 58.4 | 63.6 | 60.8 | 63.9 | 63.7 | 61.7 | 58.0 |
| No | 12.9 | 15.1 | 13.1 | 13.7 | 13.9 | 14.4 | 17.5 | 16.0 | 13.9 | 14.6 |
| I don't know | 27.6 | 32.7 | 25.8 | 27.9 | 22.6 | 24.8 | 18.6 | 20.3 | 24.4 | 27.4 |
| N of Valid | 773 | 11,149 | 956 | 12,019 | 634 | 9,051 | 451 | 5,939 | 2,814 | 38,158 |
| N of Miss | 146 | 2,472 | 113 | 1,872 | 158 | 1,528 | 85 | 1,021 | 502 | 6,893 |

Table 11.289: During the past 30 days, about how often did you feel... nervous?

| | Grade 6 | | Grade 8 | | Grade 10 | | Grade 12 | | Combined | |
|----------------------|----------|---------|----------|---------|----------|---------|----------|---------|----------|---------|
| | County % | State % | County % | State % | County % | State % | County % | State % | County % | State % |
| All of the time | 9.4 | 14.5 | 14.3 | 16.4 | 14.0 | 16.9 | 15.9 | 17.1 | 13.1 | 16.1 |
| Most of the time | 14.5 | 14.9 | 18.6 | 18.0 | 19.0 | 18.6 | 15.5 | 18.6 | 17.1 | 17.3 |
| Some of the time | 29.7 | 28.9 | 33.2 | 31.4 | 35.8 | 31.4 | 37.3 | 31.0 | 33.5 | 30.6 |
| A little of the time | 27.5 | 24.9 | 20.3 | 20.1 | 18.3 | 17.9 | 17.0 | 16.0 | 21.3 | 20.3 |
| None of the time | 18.9 | 16.8 | 13.6 | 14.1 | 12.9 | 15.2 | 14.2 | 17.2 | 15.0 | 15.6 |
| N of Valid | 788 | 11,400 | 972 | 12,321 | 651 | 9,264 | 458 | 6,065 | 2,869 | 39,050 |
| N of Miss | 131 | 2,221 | 97 | 1,570 | 141 | 1,315 | 78 | 895 | 447 | 6,001 |

Table 11.290: During the past 30 days, about how often did you feel... hopeless?

| | Grade 6 | | Grade 8 | | Grade 10 | | Grade 12 | | Combined | |
|----------------------|----------|---------|----------|---------|----------|---------|----------|---------|----------|---------|
| | County % | State % | County % | State % | County % | State % | County % | State % | County % | State % |
| All of the time | 7.2 | 11.5 | 9.4 | 11.5 | 7.9 | 11.2 | 8.3 | 11.0 | 8.3 | 11.4 |
| Most of the time | 8.4 | 10.3 | 10.7 | 11.7 | 7.7 | 10.6 | 7.7 | 11.3 | 8.9 | 11.0 |
| Some of the time | 17.3 | 16.9 | 19.6 | 18.6 | 23.0 | 20.3 | 22.3 | 21.0 | 20.2 | 18.9 |
| A little of the time | 22.1 | 20.5 | 22.2 | 20.6 | 26.5 | 20.4 | 24.1 | 19.5 | 23.5 | 20.3 |
| None of the time | 45.0 | 40.8 | 38.1 | 37.6 | 34.9 | 37.6 | 37.6 | 37.3 | 39.2 | 38.5 |
| N of Valid | 787 | 11,291 | 969 | 12,230 | 648 | 9,192 | 457 | 6,044 | 2,861 | 38,757 |
| N of Miss | 132 | 2,330 | 100 | 1,661 | 144 | 1,387 | 79 | 916 | 455 | 6,294 |

Table 11.291: During the past 30 days, about how often did you feel... restless or fidgety?

| | Grade 6 | | Grade 8 | | Grade 10 | | Grade 12 | | Combined | |
|----------------------|----------|---------|----------|---------|----------|---------|----------|---------|----------|---------|
| | County % | State % | County % | State % | County % | State % | County % | State % | County % | State % |
| All of the time | 16.5 | 19.3 | 22.3 | 21.2 | 19.4 | 19.7 | 18.1 | 20.1 | 19.4 | 20.1 |
| Most of the time | 16.3 | 16.0 | 18.1 | 18.8 | 20.8 | 19.4 | 20.7 | 19.4 | 18.6 | 18.2 |
| Some of the time | 16.3 | 17.7 | 19.7 | 20.3 | 25.0 | 21.7 | 24.7 | 23.5 | 20.8 | 20.4 |
| A little of the time | 21.1 | 17.6 | 17.4 | 16.2 | 15.7 | 16.4 | 15.1 | 14.3 | 17.7 | 16.4 |
| None of the time | 29.8 | 29.3 | 22.5 | 23.5 | 19.1 | 22.8 | 21.4 | 22.7 | 23.6 | 24.9 |
| N of Valid | 781 | 11,244 | 965 | 12,211 | 649 | 9,206 | 458 | 6,036 | 2,853 | 38,697 |
| N of Miss | 138 | 2,377 | 104 | 1,680 | 143 | 1,373 | 78 | 924 | 463 | 6,354 |

Table 11.292: During the past 30 days, about how often did you feel... so depressed that nothing could cheer you up?

| | Grade 6 | | Grade 8 | | Grade 10 | | Grade 12 | | Combined | |
|----------------------|----------|---------|----------|---------|----------|---------|----------|---------|----------|---------|
| | County % | State % | County % | State % | County % | State % | County % | State % | County % | State % |
| All of the time | 5.7 | 9.7 | 6.6 | 9.1 | 4.6 | 8.8 | 6.8 | 9.0 | 5.9 | 9.2 |
| Most of the time | 6.1 | 8.1 | 7.0 | 8.1 | 6.6 | 7.6 | 5.2 | 7.6 | 6.4 | 7.9 |
| Some of the time | 12.7 | 12.9 | 14.2 | 14.3 | 17.2 | 15.2 | 16.8 | 17.2 | 14.9 | 14.6 |
| A little of the time | 18.2 | 18.4 | 21.7 | 18.7 | 19.8 | 19.2 | 20.5 | 19.6 | 20.1 | 18.9 |
| None of the time | 57.2 | 50.9 | 50.5 | 49.8 | 51.7 | 49.2 | 50.7 | 46.5 | 52.6 | 49.4 |
| N of Valid | 785 | 11,313 | 965 | 12,256 | 650 | 9,223 | 458 | 6,050 | 2,858 | 38,842 |
| N of Miss | 134 | 2,308 | 104 | 1,635 | 142 | 1,356 | 78 | 910 | 458 | 6,209 |

Table 11.293: During the past 30 days, about how often did you feel... that everything was an effort?

| | Grade 6 | | Grade 8 | | Grade 10 | | Grade 12 | | Combined | |
|----------------------|----------|---------|----------|---------|----------|---------|----------|---------|----------|---------|
| | County % | State % | County % | State % | County % | State % | County % | State % | County % | State % |
| All of the time | 15.4 | 17.2 | 12.6 | 14.3 | 12.5 | 14.4 | 13.2 | 15.4 | 13.4 | 15.3 |
| Most of the time | 16.1 | 15.9 | 14.7 | 15.5 | 18.2 | 16.6 | 18.0 | 16.1 | 16.4 | 16.0 |
| Some of the time | 19.6 | 20.3 | 28.9 | 24.1 | 27.2 | 24.5 | 24.8 | 25.0 | 25.3 | 23.2 |
| A little of the time | 20.2 | 18.8 | 21.5 | 20.4 | 20.7 | 19.0 | 19.5 | 17.8 | 20.6 | 19.2 |
| None of the time | 28.7 | 27.8 | 22.3 | 25.7 | 21.3 | 25.6 | 24.6 | 25.8 | 24.2 | 26.3 |
| N of Valid | 766 | 11,176 | 964 | 12,193 | 647 | 9,202 | 456 | 6,048 | 2,833 | 38,619 |
| N of Miss | 153 | 2,445 | 105 | 1,698 | 145 | 1,377 | 80 | 912 | 483 | 6,432 |

Table 11.294: During the past 30 days, about how often did you feel... worthless?

| | Grade 6 | | Grade 8 | | Grade 10 | | Grade 12 | | Combined | |
|----------------------|----------|---------|----------|---------|----------|---------|----------|---------|----------|---------|
| | County % | State % | County % | State % | County % | State % | County % | State % | County % | State % |
| All of the time | 9.6 | 14.1 | 11.8 | 14.0 | 7.2 | 11.9 | 9.6 | 11.9 | 9.8 | 13.2 |
| Most of the time | 8.9 | 8.8 | 8.0 | 9.6 | 8.6 | 9.5 | 6.6 | 9.0 | 8.1 | 9.3 |
| Some of the time | 10.4 | 12.2 | 14.9 | 13.2 | 14.9 | 14.5 | 14.0 | 15.2 | 13.5 | 13.5 |
| A little of the time | 16.0 | 15.4 | 18.0 | 16.5 | 19.8 | 17.2 | 18.3 | 17.2 | 17.9 | 16.5 |
| None of the time | 55.1 | 49.4 | 47.4 | 46.6 | 49.4 | 46.9 | 51.5 | 46.6 | 50.6 | 47.5 |
| N of Valid | 788 | 11,333 | 968 | 12,270 | 650 | 9,229 | 458 | 6,055 | 2,864 | 38,887 |
| N of Miss | 131 | 2,288 | 101 | 1,621 | 142 | 1,350 | 78 | 905 | 452 | 6,164 |