

2008 APNA

Arkansas Prevention Needs Assessment Student Survey



Region 6 Frequency Distribution Report

Office of Alcohol and Drug Abuse Prevention
Division of Behavioral Health Services
Arkansas Department of Human Services
March 2009

Contents

1 INTRODUCTION	12
2 PERCENTAGE TABLES	17

List of Tables

1 Sex	18
2 Age	18
3 Are you Hispanic or Latino?	18
4 What is your race? Black or African American	19
5 What is your race? Asian	19
6 What is your race? American Indian	19
7 What is your race? Alaska Native	19
8 What is your race? White	20
9 What is your race? Native Hawaiian or Other Pacific Islander	20
10 What is your race? Other	20
11 What is the highest level of schooling completed by your mother or father?	21
12 Think of where you live most of the time. Which of the following people live there with you? Mother	21
13 Think of where you live most of the time. Which of the following people live there with you? Stepmother	21
14 Think of where you live most of the time. Which of the following people live there with you? Foster Mother	22
15 Think of where you live most of the time. Which of the following people live there with you? Grandmother	22
16 Think of where you live most of the time. Which of the following people live there with you? Aunt	22
17 Think of where you live most of the time. Which of the following people live there with you? Father	22

18	Think of where you live most of the time. Which of the following people live there with you? Stepfather	23
19	Think of where you live most of the time. Which of the following people live there with you? Foster Father	23
20	Think of where you live most of the time. Which of the following people live there with you? Grandfather	23
21	Think of where you live most of the time. Which of the following people live there with you? Uncle	23
22	Think of where you live most of the time. Which of the following people live there with you? Other Adults	24
23	Think of where you live most of the time. Which of the following people live there with you? Brother(s)	24
24	Think of where you live most of the time. Which of the following people live there with you? Stepbrother(s)	24
25	Think of where you live most of the time. Which of the following people live there with you? Sister(s)	24
26	Think of where you live most of the time. Which of the following people live there with you? Stepsister(s)	25
27	Think of where you live most of the time. Which of the following people live there with you? Other Children	25
28	In my school, students have lots of chances to help decide things like class activities and rules.	25
29	Teachers ask me to work on special classroom projects.	26
30	My teacher(s) notices when I am doing a good job and lets me know about it.	26
31	There are lots of chances for students in my school to get involved in sports, clubs, and other school activities outside of class.	26
32	There are lots of chances for students in my school to talk with a teacher one-on-one.	27

33	I feel safe at my school.	27
34	The school lets my parents know when I have done something well.	27
35	My teachers praise me when I work hard in school.	28
36	Are your school grades better than the grades of most students in your class?	28
37	I have lots of chances to be part of class discussions or activities.	28
38	Now thinking back over the past year in school, how often did you: enjoy being in school?	29
39	Now thinking back over the past year in school, how often did you: hate being in school?	29
40	Now thinking back over the past year in school, how often did you: try to do your best work in school?	29
41	How often do you feel that the school work you are assigned is meaningful and important?	30
42	Putting them all together, what were your grades like last year?	30
43	How important do you think the things you are learning in school are going to be for your later life?	30
44	How interesting are most of your courses to you?	31
45	During the LAST FOUR WEEKS how many whole days of school have you missed because you skipped or 'cut'?	31
46	Think of your four best friends (the friends you feel closest to). In the past year (12 months), how many of your best friends have: participated in clubs, organizations or activities at school?	31
47	Think of your four best friends (the friends you feel closest to). In the past year (12 months), how many of your best friends have: smoked cigarettes?	32

48	Think of your four best friends (the friends you feel closest to). In the past year (12 months), how many of your best friends have: tried beer, wine or hard liquor (for example, vodka, whiskey, or gin) when their parents didn't know about it?	32
49	Think of your four best friends (the friends you feel closest to). In the past year (12 months), how many of your best friends have: made a commitment to stay drug-free?	32
50	Think of your four best friends (the friends you feel closest to). In the past year (12 months), how many of your best friends have: used marijuana?	33
51	Think of your four best friends (the friends you feel closest to). In the past year (12 months), how many of your best friends have: tried to do well in school?	33
52	Think of your four best friends (the friends you feel closest to). In the past year (12 months), how many of your best friends have: used LSD, cocaine, amphetamines, or other illegal drugs?	33
53	Think of your four best friends (the friends you feel closest to). In the past year (12 months), how many of your best friends have: been suspended from school?	34
54	Think of your four best friends (the friends you feel closest to). In the past year (12 months), how many of your best friends have: liked school?	34
55	Think of your four best friends (the friends you feel closest to). In the past year (12 months), how many of your best friends have: carried a handgun?	34
56	Think of your four best friends (the friends you feel closest to). In the past year (12 months), how many of your best friends have: sold illegal drugs?	35
57	Think of your four best friends (the friends you feel closest to). In the past year (12 months), how many of your best friends have: regularly attended religious services?	35

58	Think of your four best friends (the friends you feel closest to). In the past year (12 months), how many of your best friends have: stolen or tried to steal a motor vehicle such as a car or motorcycle?	35
59	Think of your four best friends (the friends you feel closest to). In the past year (12 months), how many of your best friends have: been arrested?	36
60	Think of your four best friends (the friends you feel closest to). In the past year (12 months), how many of your best friends have: dropped out of school?	36
61	Think of your four best friends (the friends you feel closest to). In the past year (12 months), how many of your best friends have: been members of a gang?	36
62	What are the chances you would be seen as cool if you: smoked cigarettes?	37
63	What are the chances you would be seen as cool if you: worked hard at school?	37
64	What are the chances you would be seen as cool if you: began drinking alcoholic beverages regularly, that is, at least once or twice a month?	37
65	What are the chances you would be seen as cool if you: defended someone who was being verbally abused at school?	38
66	What are the chances you would be seen as cool if you: smoked marijuana?	38
67	What are the chances you would be seen as cool if you: carried a handgun?	38
68	What are the chances you would be seen as cool if you: regularly volunteered to do community service?	39
69	How old were you when you first: smoked marijuana?	39
70	How old were you when you first: smoked a cigarette, even just a puff?	40

71	How old were you when you first: had more than a sip or two of beer, wine or hard liquor (for example, vodka, whiskey, or gin)?	40
72	How old were you when you first: began drinking alcoholic beverages regularly, that is, at least once or twice a month?	41
73	How old were you when you first: used phenoxydine (pox, px, breeze)?	41
74	How old were you when you first: got suspended from school?	42
75	How old were you when you first: got arrested?	42
76	How old were you when you first: carried a handgun?	43
77	How old were you when you first: attacked someone with the idea of seriously hurting them?	43
78	How old were you when you first: belonged to a gang?	44
79	How wrong do you think it is for someone your age to: take a handgun to school?	44
80	How wrong do you think it is for someone your age to: steal anything worth more than \$5?	44
81	How wrong do you think it is for someone your age to: pick a fight with someone?	45
82	How wrong do you think it is for someone your age to: attack someone with the idea of seriously hurting them?	45
83	How wrong do you think it is for someone your age to: stay away from school all day when their parents think they are at school?	45
84	How wrong do you think it is for someone your age to: drink beer, wine or hard liquor (for example, vodka, whiskey, or gin) regularly?	46
85	How wrong do you think it is for someone your age to: smoke cigarettes?	46

86	How wrong do you think it is for someone your age to: smoke marijuana?	46
87	How wrong do you think it is for someone your age to: use LSD, cocaine, amphetamines or another illegal drug?	47
88	At school during the past 12 months, did you receive help from the resource teacher, speech therapist or other special education teacher?	47
89	How many times have you done the following things? done what feels good no matter what.	47
90	How many times have you done the following things? done something dangerous because someone dared you to do it.	48
91	How many times have you done the following things? done crazy things even if they are a little dangerous.	48
92	How many times in the past year (12 months) have you: been suspended from school?	49
93	How many times in the past year (12 months) have you: carried a handgun?	49
94	How many times in the past year (12 months) have you: sold illegal drugs?	50
95	How many times in the past year (12 months) have you: stolen or tried to steal a motor vehicle such as a car or motorcycle?	50
96	How many times in the past year (12 months) have you: participated in clubs, organizations or activities at school?	51
97	How many times in the past year (12 months) have you: been arrested?	51
98	How many times in the past year (12 months) have you: done extra work on your own for school?	52
99	How many times in the past year (12 months) have you: attacked someone with the idea of seriously hurting them?	52

100	How many times in the past year (12 months) have you: been drunk or high at school?	53
101	How many times in the past year (12 months) have you: volunteered to do community service?	53
102	How many times in the past year (12 months) have you: taken a handgun to school?	54
103	Are you currently on probation, or assigned a probation officer with Juvenile Court?	54
104	Have you ever belonged to a gang?	54
105	If you have ever belonged to a gang, did that gang have a name?	55
106	You're looking at CD's in a music store with a friend. You look up and see her slip a CD under her coat. She smiles and says 'Which one do you want? Go ahead, take it while nobody's around.' There is nobody in sight, no employees and no other customers. What would you do now?	55
107	You are visiting another part of town, and you don't know any of the people your age there. You are walking down the street, and some teenager you don't know is walking toward you. He is about your size, and as he is about to pass you, he deliberately bumps into you and you almost lose your balance. What would you say or do?	55
108	You are at a party at someone's house, and one of your friends offers you a drink containing alcohol. What would you say or do?	56
109	It's 8:00 on a weeknight and you are about to go over to a friend's home when your mother asks you where you are going. You say 'Oh, just going to go hang out with some friends.' She says, 'No, you'll just get into trouble if you go out. Stay home tonight.' What would you do now?	56
110	How often do you attend religious services or activities?	56
111	I do the opposite of what people tell me, just to get them mad.	57
112	I like to see how much I can get away with.	57

113	I ignore rules that get in my way.	57
114	I think sometimes it's okay to cheat at school.	58
115	It is important to think before you act.	58
116	Sometimes I think that life is not worth it.	58
117	At times I think I am no good at all.	59
118	All in all, I am inclined to think that I am a failure.	59
119	In the past year, have you felt depressed or sad MOST days, even if you felt okay sometimes?	59
120	It is all right to beat up people if they start the fight.	60
121	I think it is okay to take something without asking if you can get away with it.	60
122	Sometimes we don't know what we will do as adults, but we may have an idea. Please answer how true these statements may be for you. WHEN I AM AN ADULT I WILL: smoke cigarettes.	60
123	Sometimes we don't know what we will do as adults, but we may have an idea. Please answer how true these statements may be for you. WHEN I AM AN ADULT I WILL: drink beer, wine, or liquor.	61
124	Sometimes we don't know what we will do as adults, but we may have an idea. Please answer how true these statements may be for you. WHEN I AM AN ADULT I WILL: smoke marijuana.	61
125	Sometimes we don't know what we will do as adults, but we may have an idea. Please answer how true these statements may be for you. WHEN I AM AN ADULT I WILL: use LSD, cocaine, amphetamines or another illegal drug.	61
126	How much do you think people risk harming themselves (physically or in other ways) if they: smoked one or more packs of cigarettes per day?	62

127	How much do you think people risk harming themselves (physically or in other ways) if they: try marijuana once or twice?	62
128	How much do you think people risk harming themselves (physically or in other ways) if they: smoke marijuana regularly?	62
129	How much do you think people risk harming themselves (physically or in other ways) if they: take one or two drinks of an alcoholic beverage (beer, wine, liquor) nearly every day?	63
130	How much do you think people risk harming themselves (physically or in other ways) if they: have five or more drinks once or twice each weekend?	63
131	On how many occasions have you had alcoholic beverages (beer, wine or hard liquor) to drink in your lifetime - more than just a few sips?	63
132	On how many occasions have you had beer, wine or hard liquor to drink during the past 30 days?	64
133	On how many occasions have you used marijuana (grass, pot) or hashish (hash, hash oil) in your lifetime?	64
134	On how many occasions have you used marijuana (grass, pot) or hashish (hash, hash oil) during the past 30 days?	65
135	On how many occasions have you used LSD or other psychedelics in your lifetime?	65
136	On how many occasions have you used LSD or other psychedelics during the past 30 days?	66
137	On how many occasions have you used cocaine or crack in your lifetime?	66
138	On how many occasions have you used cocaine or crack during the past 30 days?	67
139	On how many occasions have you sniffed glue, breathed the contents of an aerosol spray can, or inhaled other gases or sprays, in order to get high in your lifetime?	67

140	On how many occasions have you sniffed glue, breathed the contents of an aerosol spray can, or inhaled other gases or sprays, in order to get high during the past 30 days?	68
141	On how many occasions have you used phenoxydine (pox, px, breeze) in your lifetime?	68
142	On how many occasions have you used phenoxydine (pox, px, breeze) during the past 30 days?	69
143	On how many occasions have you used sedatives (tranquilizers, such as Valium or Xanax, barbiturates, or sleeping pills) without a doctor telling you to take them, in your lifetime?	69
144	On how many occasions have you used sedatives (tranquilizers, such as Valium or Xanax, barbiturates, or sleeping pills) without a doctor telling you to take them, during the past 30 days?	70
145	On how many occasions have you used Methamphetamines (meth, speed, crank, crystal meth) in your lifetime?	70
146	On how many occasions have you used Methamphetamines (meth, speed, crank, crystal meth) in the past 30 days?	71
147	On how many occasions have you used stimulants, other than Methamphetamines (such as amphetamines, Ritalin or Dexedrine) without a doctor telling you to take them, in your lifetime?	71
148	On how many occasions have you used stimulants, other than Methamphetamines (such as amphetamines, Ritalin or Dexedrine) without a doctor telling you to take them, during the past 30 days?	72
149	On how many occasions have you used heroin or other opiates in your lifetime?	72
150	On how many occasions have you used heroin or other opiates during the past 30 days?	73
151	On how many occasions have you used MDMA ('X', 'E', or ecstasy) in your lifetime?	73

152	On how many occasions have you used MDMA ('X', 'E', or ecstasy) during the past 30 days?	74
153	On how many occasions have you taken prescription drugs (such as Valium, Xanax, Ritalin, Adderall, OxyContin, Darvocet, or sleeping pills) on your own-that is, without a doctor telling you to take them in your lifetime?	74
154	On how many occasions have you taken prescription drugs (such as Valium, Xanax, Ritalin, Adderall, OxyContin, Darvocet, or sleeping pills) on your own-that is, without a doctor telling you to take them during the past 30 days?	75
155	On how many occasions have you taken non-prescription medicines such as diet pills (for example, Dietac, Dexatrim or Prolamine), stay-awake pills (for example No-Doz, Vivarin, or Wake), or cough or cold medicines (robos, DXM, etc.) to get high in your lifetime?	75
156	On how many occasions have you taken non-prescription medicines such as diet pills (for example, Dietac, Dexatrim or Prolamine), stay-awake pills (for example No-Doz, Vivarin, or Wake), or cough or cold medicines (robos, DXM, etc.) to get high during the past 30 days?	76
157	On how many occasions have you been drunk or very high from drinking alcoholic beverages during the past 30 days?	76
158	Think back over the last two weeks. How many times have you had five or more alcoholic drinks in a row?	77
159	Have you ever used smokeless tobacco (chew, snuff, plug, dipping tobacco, or chewing tobacco)?	77
160	How often have you taken smokeless tobacco during the past 30 days?	77
161	Have you ever smoked cigarettes?	78
162	How frequently have you smoked cigarettes during the past 30 days?	78

163	During the last month, about how many marijuana cigarettes, or the equivalent, did you smoke a day, on the average?	79
164	If you drank alcohol (not just a sip or taste) in the past year, how did you usually get it?	79
165	If you drank alcohol (not just a sip or taste) in the past year, where did you usually drink it?	80
166	If you smoked cigarettes (not just a puff or drag) in the past year, how did you usually get them?	81
167	If you smoked cigarettes (not just a puff or drag) in the past year, where did you usually smoke them?	82
168	During the past 30 days, how many times did you ride in a car or other vehicle driven by someone who had been drinking alcohol?	82
169	During the past 30 days, how many times did you drive a car or other vehicle when you had been drinking alcohol?	83
170	How wrong would most adults (over 21) in your neighborhood think it is for kids your age: to use marijuana?	83
171	How wrong would most adults (over 21) in your neighborhood think it is for kids your age: to drink alcohol?	83
172	How wrong would most adults (over 21) in your neighborhood think it is for kids your age: to smoke cigarettes?	84
173	How much do each of the following statements describe your neighborhood? crime and/or drug selling	84
174	How much do each of the following statements describe your neighborhood? fights	84
175	How much do each of the following statements describe your neighborhood? lots of empty or abandoned buildings	85
176	How much do each of the following statements describe your neighborhood? lots of graffiti	85
177	If I had to move, I would miss the neighborhood I now live in.	85

178	My neighbors notice when I am doing a good job and let me know about it.	86
179	I like my neighborhood.	86
180	There are lots of adults in my neighborhood I could talk to about something important.	86
181	I'd like to get out of my neighborhood.	87
182	There are people in my neighborhood who are proud of me when I do something well.	87
183	There are people in my neighborhood who encourage me to do my best.	87
184	I feel safe in my neighborhood.	88
185	Which of the following activities for people your age are available in your community? sports teams?	88
186	Which of the following activities for people your age are available in your community? scouting?	88
187	Which of the following activities for people your age are available in your community? boys and girls clubs?	89
188	Which of the following activities for people your age are available in your community? 4-H clubs?	89
189	Which of the following activities for people your age are available in your community? service clubs?	89
190	If a kid smoked marijuana in your neighborhood would he or she be caught by the police?	90
191	If a kid drank some beer, wine or hard liquor (for example, vodka, whiskey, or gin) in your neighborhood would he or she be caught by the police?	90
192	If a kid carried a handgun in your neighborhood would he or she be caught by the police?	90

193	If you wanted to get some cigarettes, how easy would it be for you to get some?	91
194	If you wanted to get some beer, wine or hard liquor (for example, vodka, whiskey, or gin), how easy would it be for you to get some?	91
195	If you wanted to get a drug like cocaine, LSD, or amphetamines, how easy would it be for you to get some?	91
196	If you wanted to get a handgun, how easy would it be for you to get one?	92
197	If you wanted to get some marijuana, how easy would it be for you to get some?	92
198	During the past 12 months, have you participated in any alcohol prevention programs or seen any alcohol prevention messages in your school or community? Yes, a school-based program focused on preventing underage drinking and/or drinking and driving.	92
199	During the past 12 months, have you participated in any alcohol prevention programs or seen any alcohol prevention messages in your school or community? Yes, a community-based program focused on preventing underage drinking and/or drinking and driving (for example, through your church or temple or through youth groups like Boys and Girls Club or 4-H).	93
200	During the past 12 months, have you participated in any alcohol prevention programs or seen any alcohol prevention messages in your school or community? Yes, a media campaign addressing underage drinking and/or drinking and driving (for example, newspaper ads, posters, pamphlets, radio, TV).	93
201	During the past 12 months, have you participated in any alcohol prevention programs or seen any alcohol prevention messages in your school or community? No	93
202	How wrong do your parents feel it would be for YOU to: drink beer, wine or hard liquor (for example, vodka, whiskey or gin) regularly?	94
203	How wrong do your parents feel it would be for YOU to: smoke cigarettes?	94

204	How wrong do your parents feel it would be for YOU to: smoke marijuana?	94
205	How wrong do your parents feel it would be for YOU to: steal something worth more than \$5?	95
206	How wrong do your parents feel it would be for YOU to: draw graffiti, write things, or draw pictures on buildings or other property (without the owner's permission)?	95
207	How wrong do your parents feel it would be for YOU to: pick a fight with someone?	95
208	During the past 12 months, have you talked with at least one of your parents about the dangers of underage drinking and/or drinking and driving? By parents, we mean either your biological parents, adoptive parents, stepparents, or adult guardians - whether or not they live with you.	96
209	Have any of your brothers or sisters ever: drunk beer, wine or hard liquor (for example, vodka, whiskey or gin)?	96
210	Have any of your brothers or sisters ever: smoked marijuana?	96
211	Have any of your brothers or sisters ever: smoked cigarettes?	97
212	Have any of your brothers or sisters ever: taken a handgun to school?	97
213	Have any of your brothers or sisters ever: been suspended or expelled from school?	97
214	The rules in my family are clear.	98
215	People in my family often insult or yell at each other.	98
216	When I am not at home, one of my parents knows where I am and who I am with.	98
217	We argue about the same things in my family over and over.	99

218	If you drank some beer or wine or liquor (for example, vodka, whiskey, or gin) without your parents' permission, would you be caught by your parents?	99
219	My family has clear rules about alcohol and drug use.	99
220	If you carried a handgun without your parents' permission, would you be caught by your parents?	100
221	If you skipped school would you be caught by your parents?	100
222	Do you feel very close to your mother?	100
223	Do you share your thoughts and feelings with your mother?	101
224	My parents ask me what I think before most family decisions affecting me are made.	101
225	Do you share your thoughts and feelings with your father?	101
226	Do you enjoy spending time with your mother?	102
227	Do you enjoy spending time with your father?	102
228	If I had a personal problem, I could ask my mom or dad for help.	102
229	Do you feel very close to your father?	103
230	My parents give me lots of chances to do fun things with them.	103
231	My parents ask if I've gotten my homework done.	103
232	People in my family have serious arguments.	104
233	Would your parents know if you did not come home on time?	104
234	It is important to be honest with your parents, even if they become upset or you get punished.	104
235	My parents notice when I am doing a good job and let me know about it.	105

236	How often do your parents tell you they're proud of you for something you've done?	105
237	How many brothers and sisters, including stepbrothers and step-sisters, do you have that are younger than you?	105
238	How many brothers and sisters, including stepbrothers and step-sisters, do you have that are older than you?	106
239	Have you changed homes in the past year (the last 12 months)?	106
240	How many times have you changed homes since kindergarten? .	106
241	Have you changed schools (including changing from elementary to middle and middle to high school) in the past year?	107
242	How many times have you changed schools since kindergarten (including changing from elementary to middle and middle to high school)?	107
243	Has anyone in your family ever had severe alcohol or drug problems?	107
244	About how many adults (over 21) have you known personally who in the past year have: used marijuana, crack, cocaine, or other drugs?	108
245	About how many adults (over 21) have you known personally who in the past year have: sold or dealt drugs?	108
246	About how many adults (over 21) have you known personally who in the past year have: done other things that could get them in trouble with the police, like stealing, selling stolen goods, mugging or assaulting others, etc.?	108
247	About how many adults (over 21) have you known personally who in the past year have: gotten drunk or high?	109
248	How honest were you in filling out this survey?	109

List of Figures

1	Grade Chart	13
2	Gender Chart	14
3	Age Chart	15
4	Ethnic Origin Chart	16

1 INTRODUCTION

This report was generated from data collected on the *2008 Arkansas Prevention Needs Assessment Student Survey*. This report contains basic frequency tables of all data collected and graphs on the selected demographic variables of grade, gender, age and ethnic origin. The graph on ethnic origin is represented as a bar chart rather than as a pie chart. This is because students were allowed to mark more than one response for ethnic origin as opposed to being allowed to mark only one response. The bars represent the percent of students who marked each of the ethnic categories.

Questions regarding the information found in this report can be directed to:

Pride Surveys

160 Vanderbilt Court
Bowling Green, KY 42103
1-800-279-6361
www.pridesurveys.com

Grade Chart

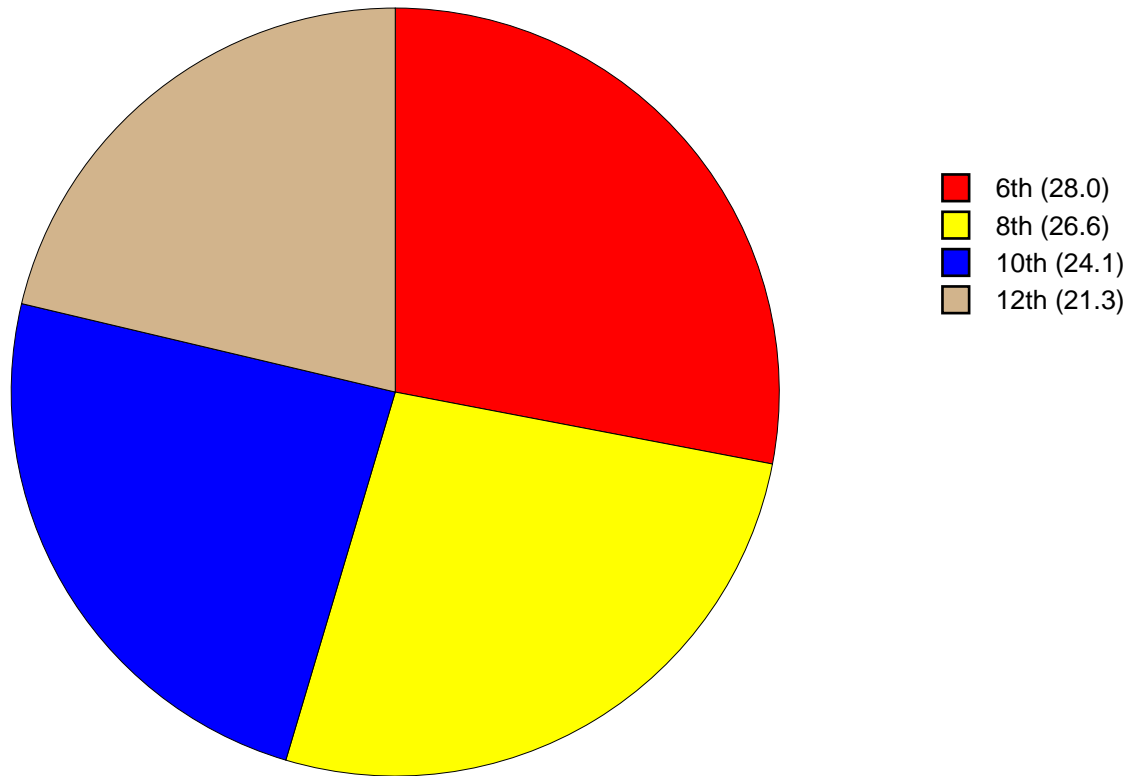


Figure 1: Grade Chart

Gender Chart

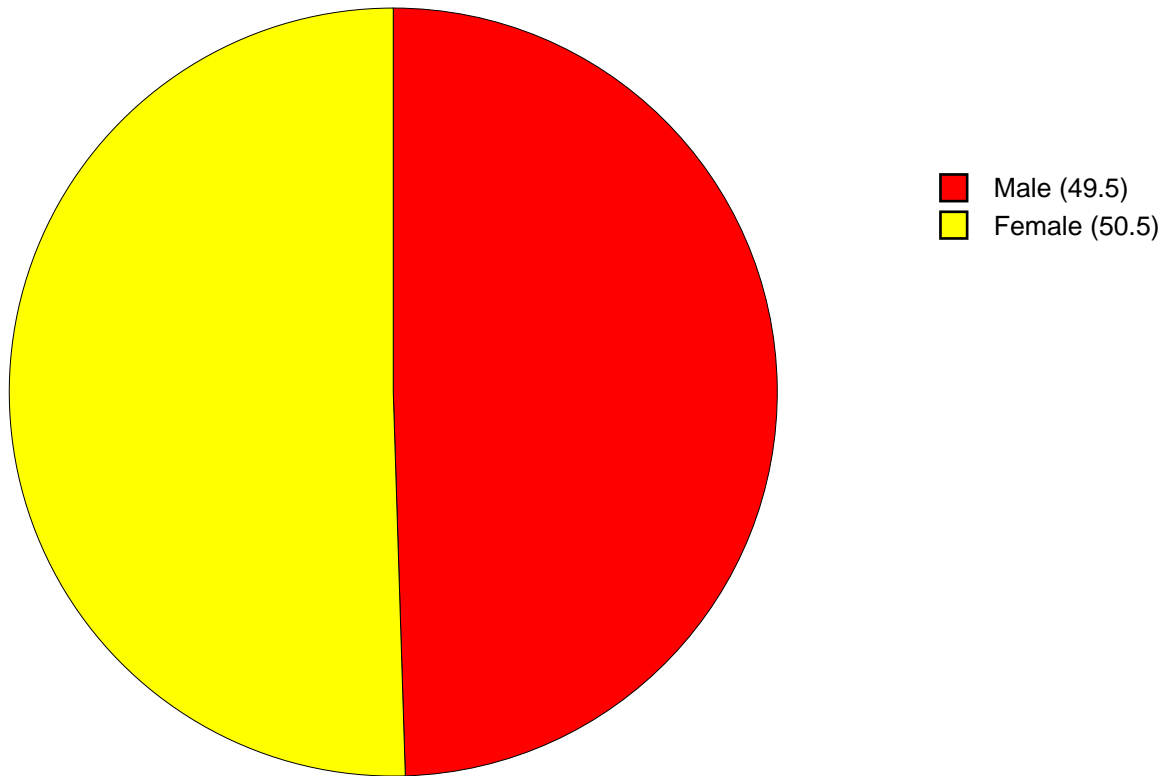


Figure 2: Gender Chart

Age Chart

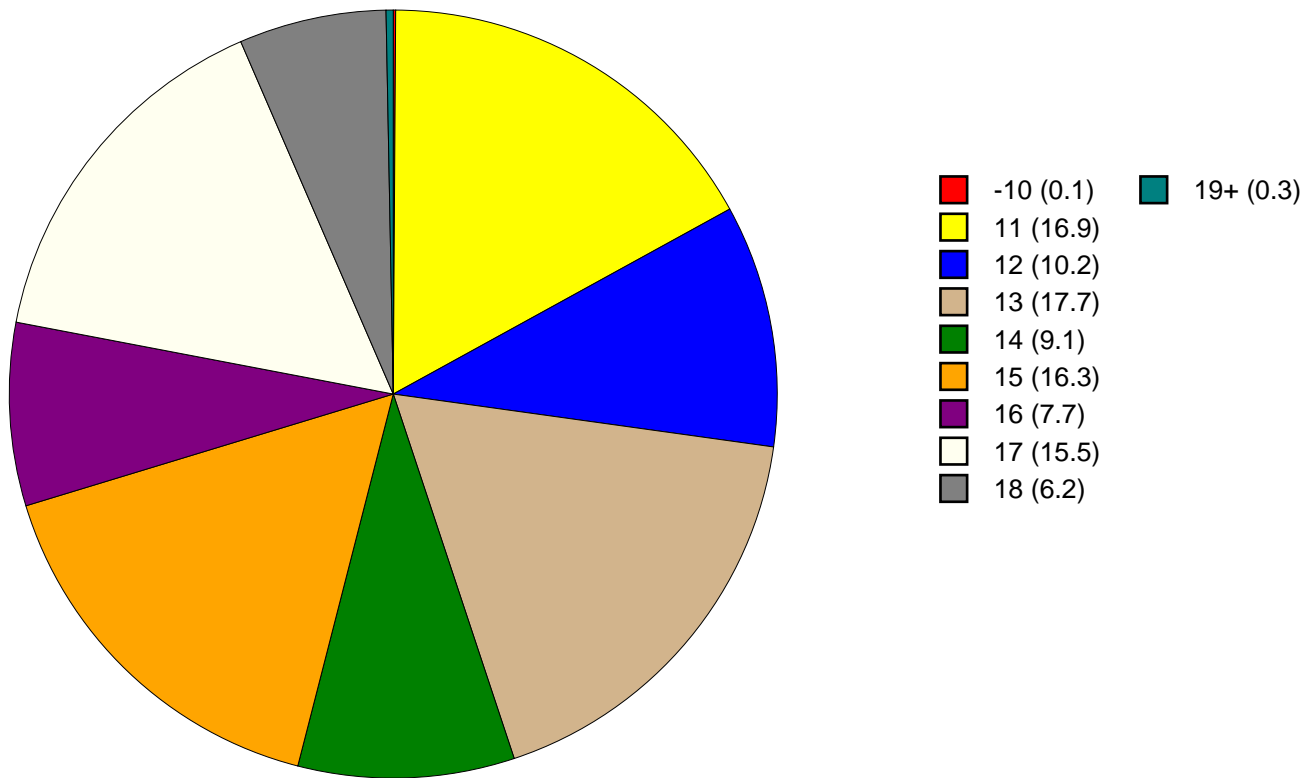


Figure 3: Age Chart

Ethnic Origin Chart

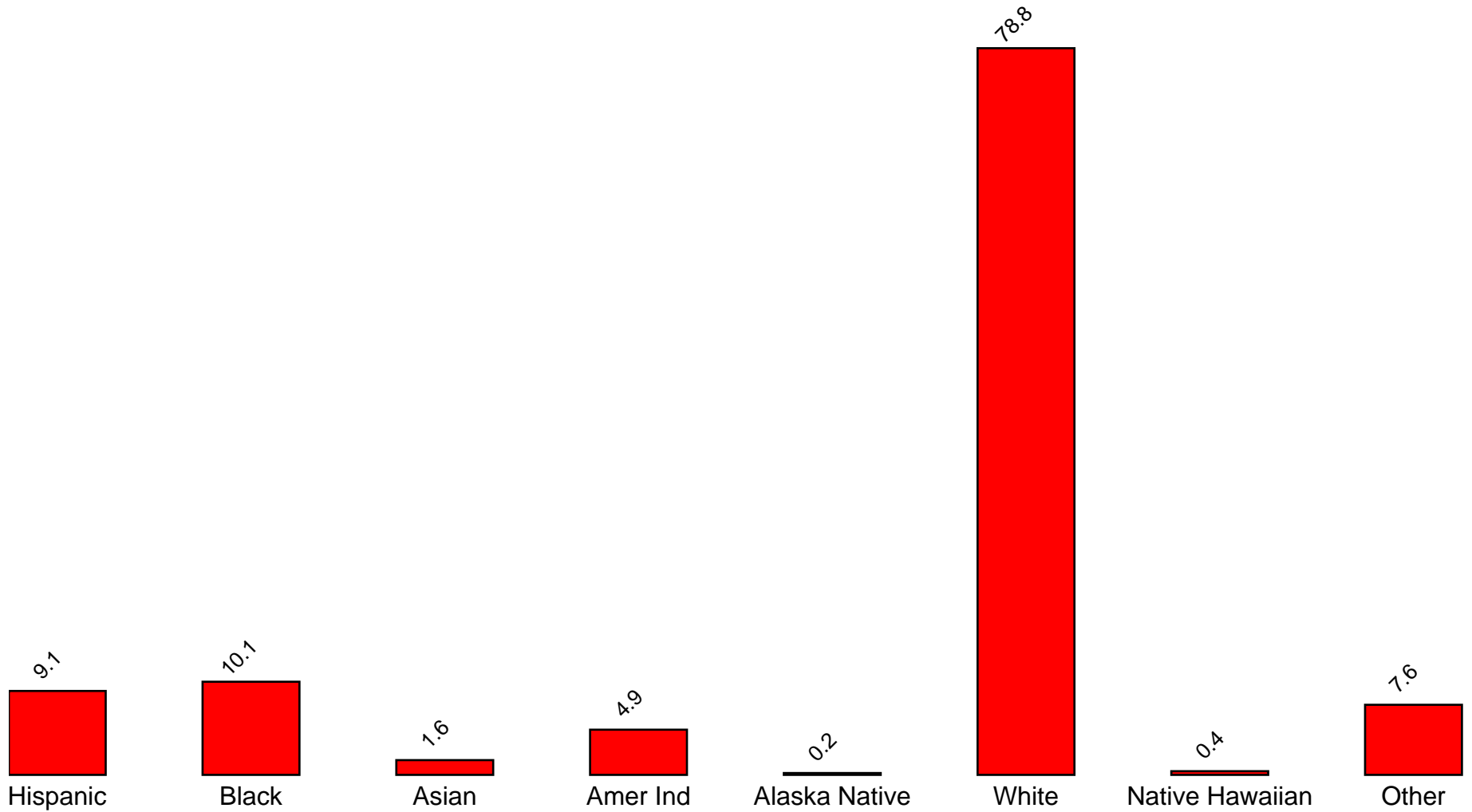


Figure 4: Ethnic Origin Chart

2 PERCENTAGE TABLES

The following tables contain frequency distribution detailing how your students responded to each question on the survey. The tables appear in the same order as the questions on the survey. The tables include breakdowns by grade level as well as overall percentages. The *N of Valid* row is a frequency count of the number of valid responses to each question for each grade and overall. The *N of Miss* row is a frequency count of the number of invalid (marked more than one response) or missing (i.e. did not respond) responses to each question for each grade and overall.

For the questions that allowed more than one response (i.e. race, live with, etc.) each response becomes a separate table. If a student did not mark the response, that was counted as a NO response, and if they did mark the response, that was counted as a YES response. Since a non response is a valid response for these questions, the *N of Miss* will always be zero for these questions.

Table 1: Sex

Response	6	8	10	12	Total
Male	50.4	49.9	47.9	49.8	49.5
Female	49.6	50.1	52.1	50.2	50.5
N of Valid	2211	2102	1912	1690	7915
N of Miss	31	27	21	12	91

Table 2: Age

Response	6	8	10	12	Total
10 or younger	0.4	0.0	0.0	0.0	0.1
11	60.4	0.0	0.0	0.0	16.9
12	36.2	0.2	0.0	0.0	10.2
13	3.0	63.6	0.0	0.0	17.7
14	0.0	33.5	0.6	0.0	9.1
15	0.0	2.7	64.6	0.0	16.3
16	0.0	0.0	31.4	0.6	7.7
17	0.0	0.0	3.2	68.9	15.5
18	0.0	0.0	0.2	28.9	6.2
19 or older	0.0	0.0	0.0	1.6	0.3
N of Valid	2231	2120	1922	1699	7972
N of Miss	11	9	11	3	34

Table 3: Are you Hispanic or Latino?

Response	6	8	10	12	Total
No	89.5	91.1	91.0	92.2	90.9
Yes	10.5	8.9	9.0	7.8	9.1
N of Valid	2074	2051	1883	1671	7679
N of Miss	168	78	50	31	327

Table 4: What is your race? Black or African American

Response	6	8	10	12	Total
No	89.9	89.6	89.5	90.7	89.9
Yes	10.1	10.4	10.5	9.3	10.1
N of Valid	2242	2129	1933	1702	8006
N of Miss	0	0	0	0	0

Table 5: What is your race? Asian

Response	6	8	10	12	Total
No	98.9	98.3	98.0	98.2	98.4
Yes	1.1	1.7	2.0	1.8	1.6
N of Valid	2242	2129	1933	1702	8006
N of Miss	0	0	0	0	0

Table 6: What is your race? American Indian

Response	6	8	10	12	Total
No	92.1	94.9	96.8	97.4	95.1
Yes	7.9	5.1	3.2	2.6	4.9
N of Valid	2242	2129	1933	1702	8006
N of Miss	0	0	0	0	0

Table 7: What is your race? Alaska Native

Response	6	8	10	12	Total
No	99.8	99.8	99.8	99.8	99.8
Yes	0.2	0.2	0.2	0.2	0.2
N of Valid	2242	2129	1933	1702	8006
N of Miss	0	0	0	0	0

Table 8: What is your race? White

Response	6	8	10	12	Total	
No	23.4	22.1	20.4	18.3	21.2	
Yes	76.6	77.9	79.6	81.7	78.8	
N of Valid	2242	2129	1933	1702	8006	
N of Miss	0	0	0	0	0	

Table 9: What is your race? Native Hawaiian or Other Pacific Islander

Response	6	8	10	12	Total	
No	99.5	99.5	99.6	99.5	99.6	
Yes	0.5	0.5	0.4	0.5	0.4	
N of Valid	2242	2129	1933	1702	8006	
N of Miss	0	0	0	0	0	

Table 10: What is your race? Other

Response	6	8	10	12	Total	
No	90.3	92.3	93.0	94.4	92.4	
Yes	9.7	7.7	7.0	5.6	7.6	
N of Valid	2242	2129	1933	1702	8006	
N of Miss	0	0	0	0	0	

Table 11: What is the highest level of schooling completed by your mother or father?

Response	6	8	10	12	Total
Completed grade school or less	2.6	2.1	1.8	2.0	2.1
Some high school	4.8	5.5	9.2	9.5	7.1
Completed high school	12.8	16.8	17.9	22.7	17.2
Some college	13.3	15.7	17.8	16.5	15.7
Completed college	24.7	25.9	28.7	29.7	27.1
Graduate or professional school after college	8.9	11.8	11.6	12.8	11.2
Don't know	32.2	20.8	11.8	5.8	18.5
Does not apply	0.7	1.4	1.2	0.9	1.0
N of Valid	2130	2093	1912	1681	7816
N of Miss	112	36	21	21	190

Table 12: Think of where you live most of the time. Which of the following people live there with you? Mother

Response	6	8	10	12	Total
No	11.1	13.0	14.5	15.5	13.3
Yes	88.9	87.0	85.5	84.5	86.7
N of Valid	2242	2129	1933	1702	8006
N of Miss	0	0	0	0	0

Table 13: Think of where you live most of the time. Which of the following people live there with you? Stepmother

Response	6	8	10	12	Total
No	95.2	93.8	92.7	93.8	93.9
Yes	4.8	6.2	7.3	6.2	6.1
N of Valid	2242	2129	1933	1702	8006
N of Miss	0	0	0	0	0

Table 14: Think of where you live most of the time. Which of the following people live there with you? Foster Mother



Response	6	8	10	12	Total	
No	99.7	99.7	99.7	99.6	99.7	
Yes	0.3	0.3	0.3	0.4	0.3	
N of Valid	2242	2129	1933	1702	8006	
N of Miss	0	0	0	0	0	

Table 15: Think of where you live most of the time. Which of the following people live there with you? Grandmother



Response	6	8	10	12	Total	
No	89.9	91.4	93.4	94.2	92.1	
Yes	10.1	8.6	6.6	5.8	7.9	
N of Valid	2242	2129	1933	1702	8006	
N of Miss	0	0	0	0	0	

Table 16: Think of where you live most of the time. Which of the following people live there with you? Aunt



Response	6	8	10	12	Total	
No	95.4	96.9	97.7	97.4	96.8	
Yes	4.6	3.1	2.3	2.6	3.2	
N of Valid	2242	2129	1933	1702	8006	
N of Miss	0	0	0	0	0	

Table 17: Think of where you live most of the time. Which of the following people live there with you? Father



Response	6	8	10	12	Total	
No	36.8	38.8	41.0	37.9	38.6	
Yes	63.2	61.2	59.0	62.1	61.4	
N of Valid	2242	2129	1933	1702	8006	
N of Miss	0	0	0	0	0	

Table 18: Think of where you live most of the time. Which of the following people live there with you? Stepfather

Response	6	8	10	12	Total	
No	83.9	82.7	83.1	84.8	83.6	
Yes	16.1	17.3	16.9	15.2	16.4	
N of Valid	2242	2129	1933	1702	8006	
N of Miss	0	0	0	0	0	

Table 19: Think of where you live most of the time. Which of the following people live there with you? Foster Father

Response	6	8	10	12	Total	
No	99.8	99.7	99.7	99.8	99.7	
Yes	0.2	0.3	0.3	0.2	0.3	
N of Valid	2242	2129	1933	1702	8006	
N of Miss	0	0	0	0	0	

Table 20: Think of where you live most of the time. Which of the following people live there with you? Grandfather

Response	6	8	10	12	Total	
No	94.3	95.1	96.1	96.8	95.5	
Yes	5.7	4.9	3.9	3.2	4.5	
N of Valid	2242	2129	1933	1702	8006	
N of Miss	0	0	0	0	0	

Table 21: Think of where you live most of the time. Which of the following people live there with you? Uncle

Response	6	8	10	12	Total	
No	95.6	96.1	98.1	97.4	96.7	
Yes	4.4	3.9	1.9	2.6	3.3	
N of Valid	2242	2129	1933	1702	8006	
N of Miss	0	0	0	0	0	

Table 22: Think of where you live most of the time. Which of the following people live there with you? Other Adults

Response	6	8	10	12	Total	
No	97.2	96.8	98.1	96.8	97.2	
Yes	2.8	3.2	1.9	3.2	2.8	
N of Valid	2242	2129	1933	1702	8006	
N of Miss	0	0	0	0	0	

Table 23: Think of where you live most of the time. Which of the following people live there with you? Brother(s)

Response	6	8	10	12	Total	
No	53.0	52.0	58.4	60.5	55.6	
Yes	47.0	48.0	41.6	39.5	44.4	
N of Valid	2242	2129	1933	1702	8006	
N of Miss	0	0	0	0	0	

Table 24: Think of where you live most of the time. Which of the following people live there with you? Stepbrother(s)

Response	6	8	10	12	Total	
No	94.9	94.9	95.4	97.1	95.5	
Yes	5.1	5.1	4.6	2.9	4.5	
N of Valid	2242	2129	1933	1702	8006	
N of Miss	0	0	0	0	0	

Table 25: Think of where you live most of the time. Which of the following people live there with you? Sister(s)

Response	6	8	10	12	Total	
No	54.5	54.2	58.6	64.0	57.4	
Yes	45.5	45.8	41.4	36.0	42.6	
N of Valid	2242	2129	1933	1702	8006	
N of Miss	0	0	0	0	0	

Table 26: Think of where you live most of the time. Which of the following people live there with you? Stepsister(s)

Response	6	8	10	12	Total	
No	95.3	94.8	96.4	97.8	96.0	
Yes	4.7	5.2	3.6	2.2	4.0	
N of Valid	2242	2129	1933	1702	8006	
N of Miss	0	0	0	0	0	

Table 27: Think of where you live most of the time. Which of the following people live there with you? Other Children

Response	6	8	10	12	Total	
No	96.0	95.3	95.7	93.8	95.3	
Yes	4.0	4.7	4.3	6.2	4.7	
N of Valid	2242	2129	1933	1702	8006	
N of Miss	0	0	0	0	0	

Table 28: In my school, students have lots of chances to help decide things like class activities and rules.

Response	6	8	10	12	Total	
NO!	18.4	14.8	17.9	20.2	17.7	
no	39.8	36.7	37.2	37.1	37.8	
yes	35.1	41.4	38.9	34.0	37.5	
YES!	6.8	7.1	6.0	8.7	7.1	
N of Valid	2174	2103	1921	1695	7893	
N of Miss	68	26	12	7	113	

Table 29: Teachers ask me to work on special classroom projects.

Response	6	8	10	12	Total
NO!	11.3	9.8	10.7	9.7	10.4
no	36.6	42.0	44.1	41.0	40.8
yes	41.3	39.2	40.0	41.6	40.5
YES!	10.7	9.1	5.2	7.7	8.3
N of Valid	2188	2099	1918	1690	7895
N of Miss	54	30	15	12	111

Table 30: My teacher(s) notices when I am doing a good job and lets me know about it.

Response	6	8	10	12	Total
NO!	3.4	5.0	7.0	6.2	5.3
no	11.6	19.3	21.1	22.1	18.2
yes	50.3	52.3	55.8	55.7	53.3
YES!	34.7	23.3	16.1	15.9	23.2
N of Valid	2209	2104	1921	1690	7924
N of Miss	33	25	12	12	82

Table 31: There are lots of chances for students in my school to get involved in sports, clubs, and other school activities outside of class.

Response	6	8	10	12	Total
NO!	4.8	1.0	2.0	1.8	2.5
no	12.7	5.7	4.7	4.7	7.2
yes	42.0	37.8	37.5	39.0	39.2
YES!	40.4	55.4	55.8	54.6	51.1
N of Valid	2207	2114	1926	1694	7941
N of Miss	35	15	7	8	65

Table 32: There are lots of chances for students in my school to talk with a teacher one-on-one.

Response	6	8	10	12	Total
NO!	3.8	4.3	4.7	5.1	4.4
no	16.3	19.1	22.3	21.2	19.6
yes	47.6	50.3	53.4	53.0	50.9
YES!	32.3	26.2	19.6	20.7	25.1
N of Valid	2199	2107	1915	1690	7911
N of Miss	43	22	18	12	95

Table 33: I feel safe at my school.

Response	6	8	10	12	Total
NO!	4.9	6.8	6.9	6.4	6.2
no	8.6	12.7	14.6	10.9	11.6
yes	37.4	52.0	56.7	56.6	50.1
YES!	49.2	28.4	21.8	26.1	32.1
N of Valid	2198	2104	1920	1685	7907
N of Miss	44	25	13	17	99

Table 34: The school lets my parents know when I have done something well.

Response	6	8	10	12	Total
NO!	9.6	15.7	19.7	24.7	16.9
no	28.2	41.8	49.5	46.5	40.9
yes	41.2	33.3	24.1	24.2	31.3
YES!	20.9	9.2	6.7	4.6	10.9
N of Valid	2192	2099	1916	1691	7898
N of Miss	50	30	17	11	108

Table 35: My teachers praise me when I work hard in school.





Response	6	8	10	12	Total	
NO!	11.0	12.8	13.9	13.8	12.8	
no	30.4	38.1	42.1	38.7	37.1	
yes	41.9	39.7	37.8	40.6	40.0	
YES!	16.6	9.4	6.2	6.9	10.1	
N of Valid	2182	2087	1917	1679	7865	
N of Miss	60	42	16	23	141	

Table 36: Are your school grades better than the grades of most students in your class?





Response	6	8	10	12	Total	
NO!	8.0	8.5	9.4	6.5	8.1	
no	29.7	29.2	31.8	28.6	29.8	
yes	43.3	45.6	44.5	48.1	45.2	
YES!	19.0	16.8	14.2	16.8	16.8	
N of Valid	2162	2094	1911	1687	7854	
N of Miss	80	35	22	15	152	

Table 37: I have lots of chances to be part of class discussions or activities.





Response	6	8	10	12	Total	
NO!	4.3	3.6	3.5	3.9	3.8	
no	15.1	15.0	14.1	15.5	14.9	
yes	50.5	56.8	61.6	59.8	56.9	
YES!	30.0	24.5	20.8	20.9	24.4	
N of Valid	2188	2103	1917	1688	7896	
N of Miss	54	26	16	14	110	

Table 38: Now thinking back over the past year in school, how often did you: enjoy being in school?

Response	6	8	10	12	Total	
Never	7.1	8.0	7.6	6.7	7.4	
Seldom	7.2	12.6	14.5	16.2	12.3	
Sometimes	39.8	41.2	42.1	42.5	41.3	
Often	22.7	24.0	25.4	25.4	24.3	
Almost always	23.2	14.2	10.4	9.1	14.7	
N of Valid	2214	2111	1923	1691	7939	
N of Miss	28	18	10	11	67	

Table 39: Now thinking back over the past year in school, how often did you: hate being in school?

Response	6	8	10	12	Total	
Never	16.5	7.2	4.9	3.8	8.5	
Seldom	29.7	26.0	26.4	24.7	26.9	
Sometimes	31.7	36.9	36.8	38.3	35.7	
Often	13.0	18.6	21.3	23.2	18.7	
Almost always	9.1	11.3	10.7	10.0	10.3	
N of Valid	2199	2106	1918	1691	7914	
N of Miss	43	23	15	11	92	

Table 40: Now thinking back over the past year in school, how often did you: try to do your best work in school?

Response	6	8	10	12	Total	
Never	0.5	0.7	1.1	0.8	0.8	
Seldom	1.0	2.7	4.5	5.2	3.2	
Sometimes	6.2	13.4	19.5	23.3	15.0	
Often	17.8	31.0	32.5	38.2	29.2	
Almost always	74.6	52.2	42.4	32.6	51.8	
N of Valid	2193	2102	1916	1688	7899	
N of Miss	49	27	17	14	107	

Table 41: How often do you feel that the school work you are assigned is meaningful and important?

Response	6	8	10	12	Total	
Never	5.2	6.6	7.7	7.8	6.7	
Seldom	8.6	17.8	24.3	28.4	19.1	
Sometimes	24.2	33.8	37.9	38.2	33.1	
Often	32.1	25.8	21.8	20.3	25.4	
Almost always	29.8	15.9	8.3	5.3	15.7	
N of Valid	2194	2107	1921	1688	7910	
N of Miss	48	22	12	14	96	

Table 42: Putting them all together, what were your grades like last year?

Response	6	8	10	12	Total	
Mostly F's	1.2	1.4	1.5	0.4	1.2	
Mostly D's	1.8	4.1	5.0	2.6	3.4	
Mostly C's	12.0	19.4	24.0	21.8	19.0	
Mostly B's	35.6	38.6	36.1	41.2	37.7	
Mostly A's	49.4	36.4	33.4	34.1	38.7	
N of Valid	2113	2074	1902	1676	7765	
N of Miss	129	55	31	26	241	

Table 43: How important do you think the things you are learning in school are going to be for your later life?

Response	6	8	10	12	Total	
Very important	54.5	33.9	19.1	13.9	31.8	
Quite important	26.5	30.4	28.6	25.0	27.7	
Fairly important	12.5	24.4	32.3	37.3	25.8	
Slightly important	4.8	9.4	15.8	20.3	12.0	
Not at all important	1.6	2.0	4.2	3.5	2.7	
N of Valid	2208	2106	1915	1687	7916	
N of Miss	34	23	18	15	90	

Table 44: How interesting are most of your courses to you?

Response	6	8	10	12	Total
Very interesting and stimulating	16.7	7.9	5.7	5.3	9.2
Quite interesting	34.8	24.6	21.8	22.1	26.2
Fairly interesting	32.5	40.0	42.1	42.2	39.0
Slightly dull	11.0	19.8	21.9	22.7	18.5
Very dull	5.0	7.7	8.4	7.7	7.1
N of Valid	2157	2108	1918	1686	7869
N of Miss	85	21	15	16	137

Table 45: During the LAST FOUR WEEKS how many whole days of school have you missed because you skipped or 'cut'?

Response	6	8	10	12	Total
None	76.8	76.9	75.4	59.1	72.7
1	10.9	10.2	10.4	18.1	12.1
2	4.8	5.9	5.9	9.6	6.4
3	4.0	3.4	3.7	6.9	4.4
4-5	2.6	2.7	2.9	4.3	3.1
6-10	0.6	0.4	1.1	1.3	0.8
11 or more	0.4	0.5	0.6	0.7	0.5
N of Valid	2143	2077	1904	1680	7804
N of Miss	99	52	29	22	202

Table 46: Think of your four best friends (the friends you feel closest to). In the past year (12 months), how many of your best friends have: participated in clubs, organizations or activities at school?

Response	6	8	10	12	Total
0	17.5	11.7	10.0	8.7	12.2
1	15.4	9.6	11.2	10.4	11.7
2	19.0	17.5	18.2	18.5	18.3
3	17.1	16.4	15.2	15.7	16.1
4	31.1	44.8	45.5	46.7	41.6
N of Valid	2140	2088	1913	1682	7823
N of Miss	102	41	20	20	183

Table 47: Think of your four best friends (the friends you feel closest to). In the past year (12 months), how many of your best friends have: smoked cigarettes?

Response	6	8	10	12	Total	
0	91.6	70.5	50.9	37.0	64.4	
1	4.8	14.7	18.0	20.2	13.9	
2	1.7	7.1	12.3	16.6	8.9	
3	1.0	3.4	6.6	11.4	5.2	
4	1.0	4.3	12.3	14.8	7.6	
N of Valid	2168	2093	1905	1677	7843	
N of Miss	74	36	28	25	163	

Table 48: Think of your four best friends (the friends you feel closest to). In the past year (12 months), how many of your best friends have: tried beer, wine or hard liquor (for example, vodka, whiskey, or gin) when their parents didn't know about it?

Response	6	8	10	12	Total	
0	84.8	55.6	30.0	19.2	49.6	
1	8.6	15.0	16.1	14.0	13.3	
2	3.6	11.0	16.6	14.6	11.1	
3	1.2	6.5	11.3	13.8	7.8	
4	1.8	11.9	25.9	38.4	18.2	
N of Valid	2163	2091	1908	1679	7841	
N of Miss	79	38	25	23	165	

Table 49: Think of your four best friends (the friends you feel closest to). In the past year (12 months), how many of your best friends have: made a commitment to stay drug-free?

Response	6	8	10	12	Total	
0	10.2	20.0	26.5	33.2	21.7	
1	5.0	8.7	15.9	18.4	11.5	
2	6.5	8.6	12.0	13.4	9.9	
3	9.1	11.5	12.2	10.4	10.8	
4	69.2	51.1	33.4	24.7	46.1	
N of Valid	2146	2082	1897	1670	7795	
N of Miss	96	47	36	32	211	

Table 50: Think of your four best friends (the friends you feel closest to). In the past year (12 months), how many of your best friends have: used marijuana?

Response	6	8	10	12	Total	
0	95.6	80.3	58.1	44.8	71.5	
1	1.8	8.0	13.3	15.0	9.1	
2	1.1	5.4	9.5	14.7	7.2	
3	0.5	2.7	8.1	10.6	5.1	
4	1.0	3.7	11.0	14.8	7.1	
N of Valid	2154	2088	1905	1668	7815	
N of Miss	88	41	28	34	191	

Table 51: Think of your four best friends (the friends you feel closest to). In the past year (12 months), how many of your best friends have: tried to do well in school?

Response	6	8	10	12	Total	
0	2.2	3.4	4.1	3.9	3.4	
1	3.8	5.5	7.3	5.4	5.4	
2	7.3	11.2	16.2	16.9	12.6	
3	14.6	22.0	23.3	23.4	20.6	
4	72.1	58.0	49.1	50.3	58.0	
N of Valid	2151	2088	1908	1676	7823	
N of Miss	91	41	25	26	183	

Table 52: Think of your four best friends (the friends you feel closest to). In the past year (12 months), how many of your best friends have: used LSD, cocaine, amphetamines, or other illegal drugs?

Response	6	8	10	12	Total	
0	96.2	89.9	80.8	78.9	87.1	
1	2.0	5.1	10.0	10.1	6.5	
2	0.6	2.3	4.6	4.9	2.9	
3	0.4	1.3	1.7	2.6	1.4	
4	0.9	1.3	2.9	3.5	2.1	
N of Valid	2160	2092	1911	1682	7845	
N of Miss	82	37	22	20	161	

Table 53: Think of your four best friends (the friends you feel closest to). In the past year (12 months), how many of your best friends have: been suspended from school?

Response	6	8	10	12	Total	
0	72.1	58.3	63.3	70.3	65.9	
1	15.8	18.9	17.4	15.0	16.8	
2	5.9	11.4	9.7	8.3	8.8	
3	2.9	4.9	4.1	2.9	3.7	
4	3.4	6.5	5.5	3.5	4.8	
N of Valid	2162	2095	1907	1679	7843	
N of Miss	80	34	26	23	163	

Table 54: Think of your four best friends (the friends you feel closest to). In the past year (12 months), how many of your best friends have: liked school?

Response	6	8	10	12	Total	
0	17.3	26.3	30.5	28.4	25.3	
1	12.6	13.3	13.3	15.5	13.6	
2	19.6	22.1	22.4	24.9	22.1	
3	21.2	17.5	16.9	15.3	17.9	
4	29.3	20.8	16.8	15.9	21.1	
N of Valid	2151	2086	1903	1676	7816	
N of Miss	91	43	30	26	190	

Table 55: Think of your four best friends (the friends you feel closest to). In the past year (12 months), how many of your best friends have: carried a handgun?

Response	6	8	10	12	Total	
0	95.0	91.9	91.2	89.8	92.1	
1	2.2	3.6	4.6	5.8	3.9	
2	1.1	2.2	1.8	1.4	1.6	
3	0.5	0.9	0.9	1.1	0.8	
4	1.3	1.3	1.6	2.0	1.5	
N of Valid	2168	2093	1911	1682	7854	
N of Miss	74	36	22	20	152	

Table 56: Think of your four best friends (the friends you feel closest to). In the past year (12 months), how many of your best friends have: sold illegal drugs?

Response	6	8	10	12	Total	
0	97.8	91.7	82.9	77.1	88.1	
1	1.2	4.8	8.6	11.0	6.0	
2	0.3	1.9	4.3	6.4	3.0	
3	0.1	0.9	1.8	2.2	1.2	
4	0.6	0.7	2.4	3.3	1.6	
N of Valid	2155	2084	1901	1679	7819	
N of Miss	87	45	32	23	187	

Table 57: Think of your four best friends (the friends you feel closest to). In the past year (12 months), how many of your best friends have: regularly attended religious services?

Response	6	8	10	12	Total	
0	20.8	13.0	13.4	14.9	15.6	
1	10.4	12.8	15.3	18.8	14.1	
2	15.0	18.7	21.1	23.9	19.4	
3	17.2	18.5	20.2	20.8	19.1	
4	36.6	36.9	30.0	21.6	31.8	
N of Valid	2070	2077	1904	1679	7730	
N of Miss	172	52	29	23	276	

Table 58: Think of your four best friends (the friends you feel closest to). In the past year (12 months), how many of your best friends have: stolen or tried to steal a motor vehicle such as a car or motorcycle?

Response	6	8	10	12	Total	
0	96.8	94.1	91.5	94.7	94.3	
1	1.6	3.9	5.8	3.1	3.6	
2	0.8	0.8	1.3	1.1	1.0	
3	0.3	0.6	0.5	0.2	0.4	
4	0.5	0.6	0.9	0.8	0.7	
N of Valid	2163	2090	1912	1685	7850	
N of Miss	79	39	21	17	156	

Table 59: Think of your four best friends (the friends you feel closest to). In the past year (12 months), how many of your best friends have: been arrested?

Response	6	8	10	12	Total	
0	92.7	78.7	74.3	74.6	80.6	
1	4.5	12.1	12.7	14.0	10.5	
2	1.8	4.8	7.2	6.9	5.0	
3	0.5	2.1	2.7	2.3	1.8	
4	0.6	2.4	3.2	2.3	2.1	
N of Valid	2170	2089	1911	1682	7852	
N of Miss	72	40	22	20	154	

Table 60: Think of your four best friends (the friends you feel closest to). In the past year (12 months), how many of your best friends have: dropped out of school?

Response	6	8	10	12	Total	
0	95.7	93.7	88.4	83.5	90.8	
1	2.8	4.0	7.9	10.0	5.9	
2	0.8	1.0	2.0	4.3	1.9	
3	0.4	0.7	0.7	1.0	0.7	
4	0.3	0.5	1.0	1.2	0.8	
N of Valid	2166	2093	1912	1685	7856	
N of Miss	76	36	21	17	150	

Table 61: Think of your four best friends (the friends you feel closest to). In the past year (12 months), how many of your best friends have: been members of a gang?

Response	6	8	10	12	Total	
0	89.9	80.6	84.4	89.0	85.9	
1	4.3	8.1	6.9	4.9	6.1	
2	1.9	4.2	2.7	1.7	2.6	
3	1.1	2.2	1.5	1.4	1.5	
4	2.8	4.9	4.6	3.1	3.9	
N of Valid	2162	2094	1911	1685	7852	
N of Miss	80	35	22	17	154	

Table 62: What are the chances you would be seen as cool if you: smoked cigarettes?

Response	6	8	10	12	Total	
No or very little chance	85.8	71.2	61.4	56.5	69.7	
Little chance	7.2	16.5	18.8	23.0	15.9	
Some chance	3.3	7.0	13.0	13.9	8.9	
Pretty good chance	2.2	3.4	4.2	4.3	3.5	
Very good chance	1.4	1.8	2.5	2.3	2.0	
N of Valid	2153	2086	1904	1679	7822	
N of Miss	89	43	29	23	184	

Table 63: What are the chances you would be seen as cool if you: worked hard at school?

Response	6	8	10	12	Total	
No or very little chance	9.7	13.8	14.5	14.8	13.0	
Little chance	8.3	14.8	19.5	20.5	15.3	
Some chance	16.6	25.5	28.8	31.3	25.1	
Pretty good chance	23.3	23.9	21.1	21.4	22.5	
Very good chance	42.2	22.1	16.1	12.1	24.0	
N of Valid	2165	2081	1902	1680	7828	
N of Miss	77	48	31	22	178	

Table 64: What are the chances you would be seen as cool if you: began drinking alcoholic beverages regularly, that is, at least once or twice a month?

Response	6	8	10	12	Total	
No or very little chance	85.0	61.3	38.4	29.4	55.5	
Little chance	7.3	17.1	17.6	16.0	14.3	
Some chance	4.0	9.7	20.1	22.2	13.4	
Pretty good chance	2.3	7.7	15.5	21.6	11.1	
Very good chance	1.5	4.3	8.3	10.7	5.8	
N of Valid	2164	2085	1907	1678	7834	
N of Miss	78	44	26	24	172	

Table 65: What are the chances you would be seen as cool if you: defended someone who was being verbally abused at school?

Response	6	8	10	12	Total	
No or very little chance	17.2	15.3	12.6	10.1	14.0	
Little chance	9.6	12.5	14.2	16.3	12.9	
Some chance	16.8	21.8	26.5	29.7	23.2	
Pretty good chance	20.5	25.3	25.7	26.3	24.3	
Very good chance	36.0	25.3	21.1	17.6	25.5	
N of Valid	2149	2087	1908	1676	7820	
N of Miss	93	42	25	26	186	

Table 66: What are the chances you would be seen as cool if you: smoked marijuana?

Response	6	8	10	12	Total	
No or very little chance	91.0	76.4	57.7	47.5	69.7	
Little chance	3.5	9.0	15.0	19.5	11.2	
Some chance	2.2	6.5	12.6	16.8	9.0	
Pretty good chance	1.6	4.7	7.8	9.4	5.6	
Very good chance	1.8	3.4	6.9	6.8	4.5	
N of Valid	2157	2088	1903	1676	7824	
N of Miss	85	41	30	26	182	

Table 67: What are the chances you would be seen as cool if you: carried a handgun?

Response	6	8	10	12	Total	
No or very little chance	86.7	80.3	77.7	77.8	80.9	
Little chance	5.9	9.4	10.9	11.0	9.2	
Some chance	3.0	4.3	5.3	5.8	4.5	
Pretty good chance	1.8	3.3	3.5	2.9	2.8	
Very good chance	2.6	2.8	2.6	2.5	2.6	
N of Valid	2150	2088	1906	1677	7821	
N of Miss	92	41	27	25	185	

Table 68: What are the chances you would be seen as cool if you: regularly volunteered to do community service?

Response	6	8	10	12	Total	
No or very little chance	25.3	32.9	31.3	32.4	30.3	
Little chance	15.3	19.5	23.0	24.2	20.2	
Some chance	20.8	23.4	24.7	24.2	23.2	
Pretty good chance	17.0	13.2	12.9	11.6	13.8	
Very good chance	21.6	11.0	8.1	7.8	12.5	
N of Valid	2153	2090	1910	1677	7830	
N of Miss	89	39	23	25	176	

Table 69: How old were you when you first: smoked marijuana?

Response	6	8	10	12	Total	
Never	98.4	91.1	74.9	62.1	83.0	
10 or younger	0.6	1.0	1.5	1.4	1.1	
11	0.5	1.4	1.9	1.4	1.3	
12	0.3	2.5	3.3	1.8	1.9	
13	0.2	3.3	4.1	4.2	2.8	
14	0.0	0.7	6.9	6.2	3.2	
15	0.0	0.0	6.1	7.8	3.1	
16	0.0	0.0	1.1	9.5	2.3	
17 or older	0.0	0.0	0.1	5.5	1.2	
N of Valid	2210	2110	1916	1687	7923	
N of Miss	32	19	17	15	83	

Table 70: How old were you when you first: smoked a cigarette, even just a puff?

Response	6	8	10	12	Total	
Never	89.1	73.5	58.1	47.5	68.6	
10 or younger	7.1	10.3	12.5	9.8	9.8	
11	2.7	4.8	4.8	3.3	3.9	
12	1.1	5.6	4.6	4.3	3.8	
13	0.0	4.6	6.4	6.7	4.2	
14	0.0	1.0	6.5	6.3	3.2	
15	0.0	0.1	6.0	7.1	3.0	
16	0.0	0.0	1.2	8.7	2.1	
17 or older	0.0	0.0	0.1	6.3	1.4	
N of Valid	2208	2099	1911	1683	7901	
N of Miss	34	30	22	19	105	

Table 71: How old were you when you first: had more than a sip or two of beer, wine or hard liquor (for example, vodka, whiskey, or gin)?

Response	6	8	10	12	Total	
Never	78.7	53.8	37.9	25.2	50.7	
10 or younger	13.7	14.0	11.2	9.2	12.2	
11	5.6	7.7	3.4	2.9	5.1	
12	1.8	10.6	6.7	4.4	5.9	
13	0.1	11.4	11.7	8.6	7.8	
14	0.0	2.2	14.2	11.5	6.5	
15	0.0	0.3	12.6	13.9	6.1	
16	0.0	0.0	2.0	15.2	3.7	
17 or older	0.1	0.0	0.3	9.2	2.1	
N of Valid	2196	2102	1917	1681	7896	
N of Miss	46	27	16	21	110	

Table 72: How old were you when you first: began drinking alcoholic beverages regularly, that is, at least once or twice a month?


Response	6	8	10	12	Total	
Never	97.6	88.5	73.4	59.2	81.2	
10 or younger	0.8	1.3	1.6	0.5	1.1	
11	0.9	1.4	0.5	0.5	0.8	
12	0.5	2.8	1.4	1.0	1.4	
13	0.0	4.3	3.4	2.1	2.4	
14	0.0	1.4	7.3	4.3	3.1	
15	0.0	0.3	9.7	7.8	4.1	
16	0.0	0.0	2.5	13.6	3.5	
17 or older	0.1	0.0	0.2	10.9	2.4	
N of Valid	2204	2111	1915	1685	7915	
N of Miss	38	18	18	17	91	

Table 73: How old were you when you first: used phenoxydine (pox, px, breeze)?


Response	6	8	10	12	Total	
Never	100.0	100.0	100.0	100.0	100.0	
10 or younger	0.0	0.0	0.0	0.0	0.0	
11	0.0	0.0	0.0	0.0	0.0	
12	0.0	0.0	0.0	0.0	0.0	
13	0.0	0.0	0.0	0.0	0.0	
14	0.0	0.0	0.0	0.0	0.0	
15	0.0	0.0	0.0	0.0	0.0	
16	0.0	0.0	0.0	0.0	0.0	
17 or older	0.0	0.0	0.0	0.0	0.0	
N of Valid	2129	2096	1913	1679	7817	
N of Miss	113	33	20	23	189	

Table 74: How old were you when you first: got suspended from school?










Response	6	8	10	12	Total	
Never	89.3	79.9	77.5	78.4	81.6	
10 or younger	6.2	6.3	4.9	4.4	5.5	
11	3.0	3.4	2.7	1.6	2.7	
12	1.2	4.6	2.7	1.6	2.5	
13	0.1	4.3	3.5	2.6	2.6	
14	0.0	1.4	5.0	3.4	2.3	
15	0.0	0.1	2.9	2.3	1.2	
16	0.0	0.0	0.8	3.6	0.9	
17 or older	0.0	0.0	0.1	2.1	0.5	
N of Valid	2202	2100	1918	1687	7907	
N of Miss	40	29	15	15	99	

Table 75: How old were you when you first: got arrested?










Response	6	8	10	12	Total	
Never	98.2	93.8	90.1	89.5	93.2	
10 or younger	0.7	0.8	0.6	0.7	0.7	
11	0.7	0.6	0.4	0.2	0.5	
12	0.4	1.3	0.7	0.7	0.8	
13	0.0	2.5	1.8	0.8	1.3	
14	0.0	0.8	2.8	1.2	1.1	
15	0.0	0.1	3.0	2.0	1.2	
16	0.0	0.0	0.6	2.9	0.8	
17 or older	0.0	0.0	0.1	2.0	0.5	
N of Valid	2197	2109	1912	1683	7901	
N of Miss	45	20	21	19	105	

Table 76: How old were you when you first: carried a handgun?










Response	6	8	10	12	Total	
Never	96.1	94.7	94.3	93.8	94.8	
10 or younger	2.1	1.6	1.3	0.7	1.4	
11	1.3	0.8	0.5	0.5	0.8	
12	0.4	1.0	0.8	0.7	0.7	
13	0.1	1.4	0.7	0.7	0.7	
14	0.0	0.5	0.8	0.7	0.5	
15	0.0	0.0	1.3	1.0	0.5	
16	0.0	0.0	0.3	0.9	0.3	
17 or older	0.0	0.0	0.1	1.1	0.2	
N of Valid	2198	2097	1904	1682	7881	
N of Miss	44	32	29	20	125	

Table 77: How old were you when you first: attacked someone with the idea of seriously hurting them?










Response	6	8	10	12	Total	
Never	88.4	79.8	78.7	81.1	82.2	
10 or younger	6.5	5.8	5.1	4.1	5.5	
11	3.8	3.0	1.6	1.5	2.6	
12	1.1	4.2	2.7	1.4	2.4	
13	0.2	5.2	2.3	2.1	2.5	
14	0.0	1.8	4.9	2.0	2.1	
15	0.0	0.2	3.8	2.8	1.6	
16	0.0	0.0	0.8	2.6	0.7	
17 or older	0.0	0.0	0.1	2.3	0.5	
N of Valid	2196	2109	1917	1685	7907	
N of Miss	46	20	16	17	99	

Table 78: How old were you when you first: belonged to a gang?

Response	6	8	10	12	Total	
Never	95.7	93.4	93.7	95.1	94.5	
10 or younger	1.6	1.0	1.0	0.7	1.1	
11	1.6	0.9	0.2	0.4	0.8	
12	1.0	1.2	0.9	0.7	1.0	
13	0.2	2.4	0.9	0.5	1.0	
14	0.0	0.8	1.6	0.5	0.7	
15	0.0	0.2	1.4	0.8	0.6	
16	0.0	0.0	0.2	0.8	0.2	
17 or older	0.0	0.0	0.1	0.5	0.2	
N of Valid	2193	2114	1915	1687	7909	
N of Miss	49	15	18	15	97	

Table 79: How wrong do you think it is for someone your age to: take a handgun to school?

Response	6	8	10	12	Total	
Very wrong	92.1	85.8	85.8	90.1	88.5	
Wrong	6.2	10.6	11.0	7.2	8.7	
A little bit wrong	1.1	2.7	2.3	1.8	2.0	
Not wrong at all	0.6	0.9	0.8	0.8	0.8	
N of Valid	2215	2110	1920	1689	7934	
N of Miss	27	19	13	13	72	

Table 80: How wrong do you think it is for someone your age to: steal anything worth more than \$5?

Response	6	8	10	12	Total	
Very wrong	68.8	53.7	51.8	56.7	58.1	
Wrong	25.4	33.0	32.7	30.7	30.3	
A little bit wrong	5.1	11.0	12.6	10.5	9.6	
Not wrong at all	0.8	2.2	2.9	2.1	2.0	
N of Valid	2206	2101	1911	1678	7896	
N of Miss	36	28	22	24	110	

Table 81: How wrong do you think it is for someone your age to: pick a fight with someone?

Response	6	8	10	12	Total	
Very wrong	56.8	34.3	30.9	34.7	39.8	
Wrong	29.3	34.5	34.2	35.7	33.2	
A little bit wrong	11.0	24.2	27.3	23.9	21.2	
Not wrong at all	2.9	6.9	7.6	5.8	5.7	
N of Valid	2194	2100	1912	1680	7886	
N of Miss	48	29	21	22	120	

Table 82: How wrong do you think it is for someone your age to: attack someone with the idea of seriously hurting them?

Response	6	8	10	12	Total	
Very wrong	84.1	64.6	59.1	61.4	68.0	
Wrong	10.5	21.0	24.6	24.7	19.7	
A little bit wrong	3.9	10.2	11.9	10.1	8.8	
Not wrong at all	1.5	4.2	4.4	3.7	3.4	
N of Valid	2205	2108	1911	1686	7910	
N of Miss	37	21	22	16	96	

Table 83: How wrong do you think it is for someone your age to: stay away from school all day when their parents think they are at school?

Response	6	8	10	12	Total	
Very wrong	83.2	59.0	39.4	30.7	55.0	
Wrong	12.6	26.1	32.7	33.6	25.5	
A little bit wrong	2.9	11.6	21.0	28.2	15.0	
Not wrong at all	1.3	3.4	6.9	7.5	4.5	
N of Valid	2204	2110	1914	1683	7911	
N of Miss	38	19	19	19	95	

Table 84: How wrong do you think it is for someone your age to: drink beer, wine or hard liquor (for example, vodka, whiskey, or gin) regularly?

Response	6	8	10	12	Total	
Very wrong	88.3	61.8	39.8	28.9	56.9	
Wrong	7.1	19.3	23.3	23.7	17.8	
A little bit wrong	3.4	13.0	23.3	30.7	16.6	
Not wrong at all	1.2	5.9	13.6	16.7	8.7	
N of Valid	2209	2107	1911	1686	7913	
N of Miss	33	22	22	16	93	

Table 85: How wrong do you think it is for someone your age to: smoke cigarettes?

Response	6	8	10	12	Total	
Very wrong	89.2	69.4	49.3	36.5	63.1	
Wrong	7.7	18.0	24.9	24.5	18.2	
A little bit wrong	2.4	8.4	14.9	21.5	11.1	
Not wrong at all	0.6	4.3	10.9	17.4	7.7	
N of Valid	2208	2106	1911	1680	7905	
N of Miss	34	23	22	22	101	

Table 86: How wrong do you think it is for someone your age to: smoke marijuana?

Response	6	8	10	12	Total	
Very wrong	95.8	82.0	64.0	52.6	75.2	
Wrong	2.9	9.3	15.7	19.9	11.3	
A little bit wrong	0.6	4.9	10.4	13.5	6.9	
Not wrong at all	0.7	3.8	9.9	14.0	6.6	
N of Valid	2200	2111	1910	1682	7903	
N of Miss	42	18	23	20	103	

Table 87: How wrong do you think it is for someone your age to: use LSD, cocaine, amphetamines or another illegal drug?

Response	6	8	10	12	Total	
Very wrong	97.7	92.0	87.5	84.7	90.9	
Wrong	1.5	5.6	7.8	8.1	5.5	
A little bit wrong	0.4	1.4	2.7	4.3	2.1	
Not wrong at all	0.5	1.0	2.0	2.8	1.5	
N of Valid	2194	2108	1913	1685	7900	
N of Miss	48	21	20	17	106	

Table 88: At school during the past 12 months, did you receive help from the resource teacher, speech therapist or other special education teacher?

Response	6	8	10	12	Total	
No	81.0	87.7	90.4	91.9	87.5	
Yes	19.0	12.3	9.6	8.1	12.5	
N of Valid	1920	1909	1779	1564	7172	
N of Miss	322	220	154	138	834	

Table 89: How many times have you done the following things? done what feels good no matter what.

Response	6	8	10	12	Total	
Never	42.7	31.8	25.7	19.7	30.7	
I've done it, but not in the past year	17.2	16.2	13.2	12.3	14.9	
Less than once a month	5.3	11.5	13.2	14.7	10.9	
About once a month	6.4	9.7	11.3	12.2	9.7	
2 or 3 times a month	7.5	11.1	12.9	15.1	11.4	
Once a week or more	21.0	19.7	23.8	26.1	22.4	
N of Valid	2124	2082	1905	1663	7774	
N of Miss	118	47	28	39	232	

Table 90: How many times have you done the following things? done something dangerous because someone dared you to do it.

Response	6	8	10	12	Total	
Never	70.3	48.7	39.0	40.0	50.5	
I've done it, but not in the past year	18.6	24.1	25.7	23.8	22.9	
Less than once a month	4.1	8.9	14.9	15.7	10.5	
About once a month	1.9	6.1	8.9	9.5	6.3	
2 or 3 times a month	2.3	7.1	6.6	6.4	5.5	
Once a week or more	2.7	5.1	4.9	4.6	4.3	
N of Valid	2189	2098	1913	1673	7873	
N of Miss	53	31	20	29	133	

Table 91: How many times have you done the following things? done crazy things even if they are a little dangerous.

Response	6	8	10	12	Total	
Never	55.1	32.2	24.2	21.9	34.4	
I've done it, but not in the past year	24.1	23.9	22.1	21.9	23.1	
Less than once a month	7.3	11.3	15.1	18.4	12.6	
About once a month	3.6	8.9	12.5	13.3	9.2	
2 or 3 times a month	3.6	9.6	12.7	12.9	9.4	
Once a week or more	6.4	14.1	13.3	11.7	11.3	
N of Valid	2190	2094	1910	1673	7867	
N of Miss	52	35	23	29	139	

Table 92: How many times in the past year (12 months) have you: been suspended from school?

Response	6	8	10	12	Total	
Never	91.9	86.8	88.5	91.3	89.6	
1 to 2 times	6.7	10.5	9.4	7.5	8.5	
3 to 5 times	0.8	1.9	1.3	0.7	1.2	
6 to 9 times	0.3	0.5	0.6	0.2	0.4	
10 to 19 times	0.1	0.1	0.0	0.1	0.1	
20 to 29 times	0.1	0.0	0.1	0.1	0.1	
30 to 39 times	0.0	0.0	0.0	0.0	0.0	
40+ times	0.1	0.0	0.2	0.1	0.1	
N of Valid	2212	2111	1923	1686	7932	
N of Miss	30	18	10	16	74	

Table 93: How many times in the past year (12 months) have you: carried a handgun?

Response	6	8	10	12	Total	
Never	96.7	94.7	94.9	94.7	95.3	
1 to 2 times	1.7	2.3	2.0	2.3	2.1	
3 to 5 times	0.5	0.9	1.2	0.8	0.8	
6 to 9 times	0.2	0.7	0.6	0.6	0.5	
10 to 19 times	0.4	0.4	0.4	0.8	0.5	
20 to 29 times	0.1	0.3	0.2	0.1	0.2	
30 to 39 times	0.0	0.2	0.0	0.1	0.1	
40+ times	0.4	0.5	0.7	0.7	0.5	
N of Valid	2209	2105	1920	1685	7919	
N of Miss	33	24	13	17	87	

Table 94: How many times in the past year (12 months) have you: sold illegal drugs?









Response	6	8	10	12	Total	
Never	99.8	98.1	93.1	90.4	95.7	
1 to 2 times	0.2	1.2	2.9	3.3	1.8	
3 to 5 times	0.0	0.1	1.3	1.4	0.7	
6 to 9 times	0.0	0.2	1.0	1.3	0.6	
10 to 19 times	0.0	0.1	0.5	0.9	0.3	
20 to 29 times	0.0	0.0	0.1	0.7	0.2	
30 to 39 times	0.0	0.1	0.2	0.2	0.1	
40+ times	0.0	0.1	0.9	1.8	0.6	
N of Valid	2176	2084	1905	1674	7839	
N of Miss	66	45	28	28	167	

Table 95: How many times in the past year (12 months) have you: stolen or tried to steal a motor vehicle such as a car or motorcycle?







Response	6	8	10	12	Total	
Never	98.8	98.8	97.0	98.3	98.3	
1 to 2 times	1.0	0.5	1.8	1.1	1.1	
3 to 5 times	0.1	0.2	0.5	0.2	0.3	
6 to 9 times	0.1	0.2	0.3	0.1	0.2	
10 to 19 times	0.0	0.1	0.1	0.1	0.1	
20 to 29 times	0.0	0.0	0.1	0.0	0.0	
30 to 39 times	0.0	0.0	0.0	0.0	0.0	
40+ times	0.0	0.0	0.2	0.1	0.1	
N of Valid	2206	2104	1916	1683	7909	
N of Miss	36	25	17	19	97	

Table 96: How many times in the past year (12 months) have you: participated in clubs, organizations or activities at school?

Response	6	8	10	12	Total	
Never	28.5	21.5	20.7	14.9	21.8	
1 to 2 times	28.3	22.6	16.5	14.6	21.0	
3 to 5 times	16.3	14.4	14.0	14.5	14.9	
6 to 9 times	8.6	7.1	10.2	9.8	8.8	
10 to 19 times	5.9	7.8	7.4	10.4	7.7	
20 to 29 times	3.0	3.8	6.2	7.1	4.9	
30 to 39 times	1.5	2.9	3.2	2.9	2.6	
40+ times	8.0	20.0	21.8	25.8	18.3	
N of Valid	2188	2106	1918	1682	7894	
N of Miss	54	23	15	20	112	

Table 97: How many times in the past year (12 months) have you: been arrested?

Response	6	8	10	12	Total	
Never	98.0	94.4	92.0	93.3	94.6	
1 to 2 times	1.5	4.2	6.7	5.5	4.3	
3 to 5 times	0.2	1.0	0.8	0.8	0.7	
6 to 9 times	0.0	0.3	0.2	0.2	0.2	
10 to 19 times	0.0	0.0	0.1	0.0	0.1	
20 to 29 times	0.0	0.0	0.1	0.0	0.0	
30 to 39 times	0.0	0.0	0.1	0.1	0.0	
40+ times	0.1	0.0	0.2	0.1	0.1	
N of Valid	2200	2105	1915	1679	7899	
N of Miss	42	24	18	23	107	

Table 98: How many times in the past year (12 months) have you: done extra work on your own for school?









Response	6	8	10	12	Total	
Never	29.5	31.9	32.4	27.6	30.5	
1 to 2 times	29.5	25.2	22.6	20.5	24.8	
3 to 5 times	16.2	15.6	14.0	16.0	15.5	
6 to 9 times	8.2	10.3	10.2	11.7	10.0	
10 to 19 times	5.0	6.4	8.2	8.5	6.9	
20 to 29 times	3.2	3.7	4.9	6.1	4.4	
30 to 39 times	1.8	1.5	2.2	2.9	2.1	
40+ times	6.6	5.2	5.5	6.7	6.0	
N of Valid	2180	2096	1911	1683	7870	
N of Miss	62	33	22	19	136	

Table 99: How many times in the past year (12 months) have you: attacked someone with the idea of seriously hurting them?









Response	6	8	10	12	Total	
Never	88.7	82.7	82.7	86.9	85.3	
1 to 2 times	8.0	11.5	11.5	8.6	9.9	
3 to 5 times	1.3	2.7	2.9	1.8	2.2	
6 to 9 times	0.6	1.7	1.5	1.2	1.2	
10 to 19 times	0.5	0.6	0.5	0.8	0.6	
20 to 29 times	0.3	0.3	0.3	0.2	0.3	
30 to 39 times	0.1	0.1	0.0	0.1	0.1	
40+ times	0.4	0.5	0.6	0.4	0.5	
N of Valid	2195	2103	1919	1684	7901	
N of Miss	47	26	14	18	105	

Table 100: How many times in the past year (12 months) have you: been drunk or high at school?

Response	6	8	10	12	Total	
Never	97.9	92.7	85.0	81.9	90.0	
1 to 2 times	1.4	4.4	7.0	8.1	5.0	
3 to 5 times	0.4	1.2	3.0	2.6	1.7	
6 to 9 times	0.1	0.6	1.0	1.6	0.8	
10 to 19 times	0.1	0.5	0.9	1.7	0.7	
20 to 29 times	0.0	0.2	0.7	0.9	0.4	
30 to 39 times	0.0	0.1	0.5	0.5	0.2	
40+ times	0.0	0.3	1.8	2.9	1.1	
N of Valid	2199	2102	1916	1682	7899	
N of Miss	43	27	17	20	107	

Table 101: How many times in the past year (12 months) have you: volunteered to do community service?

Response	6	8	10	12	Total	
Never	51.9	55.5	53.1	42.6	51.2	
1 to 2 times	25.0	21.0	17.6	18.3	20.7	
3 to 5 times	10.4	9.6	10.4	14.1	11.0	
6 to 9 times	4.9	5.1	6.9	8.8	6.3	
10 to 19 times	2.6	3.6	5.1	7.3	4.5	
20 to 29 times	1.0	2.1	3.0	4.0	2.4	
30 to 39 times	0.8	1.1	1.0	1.2	1.0	
40+ times	3.5	1.8	2.9	3.9	3.0	
N of Valid	2182	2100	1916	1682	7880	
N of Miss	60	29	17	20	126	

Table 102: How many times in the past year (12 months) have you: taken a handgun to school?

Response	6	8	10	12	Total
Never	99.7	99.0	99.4	99.3	99.4
1 to 2 times	0.3	0.5	0.3	0.2	0.3
3 to 5 times	0.0	0.1	0.1	0.1	0.1
6 to 9 times	0.0	0.0	0.1	0.1	0.1
10 to 19 times	0.0	0.0	0.2	0.1	0.1
20 to 29 times	0.0	0.0	0.0	0.0	0.0
30 to 39 times	0.0	0.1	0.0	0.0	0.0
40+ times	0.0	0.2	0.1	0.3	0.2
N of Valid	2200	2103	1916	1681	7900
N of Miss	42	26	17	21	106

Table 103: Are you currently on probation, or assigned a probation officer with Juvenile Court?

Response	6	8	10	12	Total
No	98.4	95.5	95.8	96.5	96.6
Yes	1.6	4.5	4.2	3.5	3.4
N of Valid	2159	2098	1919	1678	7854
N of Miss	83	31	14	24	152

Table 104: Have you ever belonged to a gang?

Response	6	8	10	12	Total
No	92.1	90.3	88.7	92.7	90.9
No, but would like to	1.1	1.4	2.6	1.7	1.7
Yes, in the past	4.4	4.1	4.5	3.0	4.1
Yes, belong now	2.0	3.8	3.7	2.4	2.9
Yes, but would like to get out	0.4	0.5	0.5	0.2	0.4
N of Valid	2198	2103	1917	1684	7902
N of Miss	44	26	16	18	104

Table 105: If you have ever belonged to a gang, did that gang have a name?

Response	6	8	10	12	Total
No	7.7	5.0	6.4	9.2	7.0
Yes	5.3	8.3	8.6	5.5	7.0
I have never belonged to a gang	87.0	86.7	84.9	85.3	86.1
N of Valid	2188	2094	1893	1648	7823
N of Miss	54	35	40	54	183

Table 106: You're looking at CD's in a music store with a friend. You look up and see her slip a CD under her coat. She smiles and says 'Which one do you want? Go ahead, take it while nobody's around.' There is nobody in sight, no employees and no other customers. What would you do now?

Response	6	8	10	12	Total
Ignore her	12.0	16.7	21.1	25.3	18.3
Grab a CD and leave the store	2.4	8.7	11.7	10.7	8.1
Tell her to put the CD back	65.4	42.4	35.3	31.5	44.8
Act like it is a joke, and ask her to put the CD back	20.2	32.2	31.8	32.5	28.8
N of Valid	2183	2099	1900	1671	7853
N of Miss	59	30	33	31	153

Table 107: You are visiting another part of town, and you don't know any of the people your age there. You are walking down the street, and some teenager you don't know is walking toward you. He is about your size, and as he is about to pass you, he deliberately bumps into you and you almost lose your balance. What would you say or do?

Response	6	8	10	12	Total
Push the person back	12.1	19.1	16.9	12.7	15.3
Say 'Excuse me' and keep on walking	58.3	43.8	45.3	49.7	49.4
Say 'Watch where you are going' and keep on walking	25.5	26.6	25.0	24.9	25.6
Swear at the person and walk away	4.1	10.5	12.8	12.7	9.7
N of Valid	2166	2089	1890	1663	7808
N of Miss	76	40	43	39	198

Table 108: You are at a party at someone's house, and one of your friends offers you a drink containing alcohol. What would you say or do?

Response	6	8	10	12	Total	
Drink it	4.6	21.6	38.7	47.5	26.6	
Tell your friend, 'No thanks, I don't drink' and suggest that you and your friend go and do something else	49.6	35.2	26.2	18.5	33.5	
Just say, 'No thanks' and walk away	29.1	28.9	28.0	29.5	28.9	
Make up a good excuse, tell your friend you had something else to do, and leave	16.7	14.2	7.0	4.5	11.1	
N of Valid	2172	2088	1901	1673	7834	
N of Miss	70	41	32	29	172	

Table 109: It's 8:00 on a weeknight and you are about to go over to a friend's home when your mother asks you where you are going. You say 'Oh, just going to go hang out with some friends.' She says, 'No, you'll just get into trouble if you go out. Stay home tonight.' What would you do now?

Response	6	8	10	12	Total	
Leave the house anyway	3.6	7.3	7.6	9.2	6.7	
Explain what you are going to do with your friends, tell her when you will get home, and ask if you can go out	55.6	66.8	72.3	74.0	66.6	
Not say anything and start watching TV	36.0	16.7	9.7	7.0	18.3	
Get into an argument with her	4.8	9.2	10.3	9.8	8.4	
N of Valid	2160	2089	1898	1665	7812	
N of Miss	82	40	35	37	194	

Table 110: How often do you attend religious services or activities?

Response	6	8	10	12	Total	
Never	15.2	8.9	10.7	13.4	12.0	
Rarely	19.4	18.9	21.9	23.5	20.7	
1-2 Times a Month	12.1	13.9	13.4	15.3	13.6	
About Once a Week or More	53.3	58.2	54.0	47.8	53.6	
N of Valid	2122	2091	1902	1671	7786	
N of Miss	120	38	31	31	220	

Table 111: I do the opposite of what people tell me, just to get them mad.

Response	6	8	10	12	Total	
Very False	53.6	38.0	35.1	39.4	41.9	
Somewhat False	26.5	31.3	32.8	31.1	30.3	
Somewhat True	17.1	27.2	27.9	26.6	24.5	
Very True	2.7	3.5	4.2	2.9	3.3	
N of Valid	2142	2092	1900	1671	7805	
N of Miss	100	37	33	31	201	

Table 112: I like to see how much I can get away with.

Response	6	8	10	12	Total	
Very False	60.0	38.6	30.2	30.5	40.7	
Somewhat False	22.3	26.4	26.9	28.2	25.8	
Somewhat True	13.5	25.8	33.1	33.3	25.8	
Very True	4.2	9.2	9.8	7.9	7.7	
N of Valid	2143	2086	1901	1673	7803	
N of Miss	99	43	32	29	203	

Table 113: I ignore rules that get in my way.

Response	6	8	10	12	Total	
Very False	66.1	43.3	34.2	31.1	44.7	
Somewhat False	20.7	27.8	32.1	35.1	28.5	
Somewhat True	10.3	22.4	27.3	28.9	21.7	
Very True	3.0	6.6	6.4	4.9	5.2	
N of Valid	2121	2061	1896	1662	7740	
N of Miss	121	68	37	40	266	

Table 114: I think sometimes it's okay to cheat at school.

Response	6	8	10	12	Total	
NO!	70.9	39.6	22.1	14.2	38.6	
no	20.9	34.4	33.0	34.6	30.4	
yes	7.3	22.2	36.8	41.2	25.7	
YES!	0.9	3.8	8.0	9.9	5.4	
N of Valid	2160	2080	1898	1671	7809	
N of Miss	82	49	35	31	197	

Table 115: It is important to think before you act.

Response	6	8	10	12	Total	
NO!	2.2	2.8	1.8	1.1	2.0	
no	3.8	5.6	5.0	2.4	4.3	
yes	28.0	40.0	41.9	42.1	37.6	
YES!	66.0	51.6	51.3	54.4	56.1	
N of Valid	2160	2072	1896	1668	7796	
N of Miss	82	57	37	34	210	

Table 116: Sometimes I think that life is not worth it.

Response	6	8	10	12	Total	
NO!	57.7	44.8	43.9	47.7	48.7	
no	21.8	24.4	24.3	25.6	23.9	
yes	14.9	21.5	22.6	19.7	19.6	
YES!	5.6	9.2	9.3	7.0	7.8	
N of Valid	2102	2062	1884	1663	7711	
N of Miss	140	67	49	39	295	

Table 117: At times I think I am no good at all.

Response	6	8	10	12	Total	
NO!	37.0	29.3	30.4	33.2	32.5	
no	24.3	27.1	25.9	28.9	26.4	
yes	28.2	30.8	31.9	29.2	30.0	
YES!	10.6	12.7	11.8	8.6	11.0	
N of Valid	2123	2060	1886	1665	7734	
N of Miss	119	69	47	37	272	

Table 118: All in all, I am inclined to think that I am a failure.

Response	6	8	10	12	Total	
NO!	58.5	47.1	45.1	49.8	50.3	
no	25.6	32.4	34.1	34.4	31.4	
yes	10.8	14.1	15.3	11.3	12.9	
YES!	5.1	6.4	5.5	4.5	5.4	
N of Valid	2103	2059	1885	1663	7710	
N of Miss	139	70	48	39	296	

Table 119: In the past year, have you felt depressed or sad MOST days, even if you felt okay sometimes?

Response	6	8	10	12	Total	
NO!	33.5	29.4	29.8	31.8	31.2	
no	24.2	25.4	27.9	29.0	26.5	
yes	27.2	27.5	26.7	26.4	27.0	
YES!	15.1	17.7	15.6	12.8	15.4	
N of Valid	2127	2066	1887	1666	7746	
N of Miss	115	63	46	36	260	

Table 120: It is all right to beat up people if they start the fight.

Response	6	8	10	12	Total	
NO!	54.1	28.3	22.2	23.1	32.8	
no	21.3	22.4	23.3	23.8	22.6	
yes	14.5	26.1	28.7	27.2	23.8	
YES!	10.1	23.3	25.8	25.9	20.8	
N of Valid	2136	2069	1886	1667	7758	
N of Miss	106	60	47	35	248	

Table 121: I think it is okay to take something without asking if you can get away with it.

Response	6	8	10	12	Total	
NO!	80.5	58.3	50.5	52.4	61.2	
no	16.0	32.7	37.6	37.7	30.4	
yes	2.3	6.5	9.2	7.9	6.3	
YES!	1.2	2.5	2.7	2.0	2.1	
N of Valid	2129	2063	1882	1664	7738	
N of Miss	113	66	51	38	268	

Table 122: Sometimes we don't know what we will do as adults, but we may have an idea. Please answer how true these statements may be for you. WHEN I AM AN ADULT I WILL: smoke cigarettes.

Response	6	8	10	12	Total	
NO!	85.8	76.3	70.1	65.2	75.0	
no	10.6	17.0	18.5	20.5	16.3	
yes	2.7	5.1	7.9	9.8	6.1	
YES!	0.9	1.6	3.5	4.5	2.5	
N of Valid	2142	2065	1889	1666	7762	
N of Miss	100	64	44	36	244	

Table 123: Sometimes we don't know what we will do as adults, but we may have an idea. Please answer how true these statements may be for you. WHEN I AM AN ADULT I WILL: drink beer, wine, or liquor.

Response	6	8	10	12	Total	
NO!	66.1	38.5	26.4	19.5	39.1	
no	18.1	22.1	18.3	17.1	19.0	
yes	13.5	31.8	40.1	43.6	31.3	
YES!	2.3	7.5	15.2	19.8	10.6	
N of Valid	2131	2069	1888	1664	7752	
N of Miss	111	60	45	38	254	

Table 124: Sometimes we don't know what we will do as adults, but we may have an idea. Please answer how true these statements may be for you. WHEN I AM AN ADULT I WILL: smoke marijuana.

Response	6	8	10	12	Total	
NO!	93.4	83.7	73.0	67.9	80.4	
no	5.6	11.1	15.8	18.0	12.2	
yes	0.7	3.3	7.3	8.9	4.7	
YES!	0.3	1.9	3.9	5.2	2.7	
N of Valid	2135	2064	1887	1665	7751	
N of Miss	107	65	46	37	255	

Table 125: Sometimes we don't know what we will do as adults, but we may have an idea. Please answer how true these statements may be for you. WHEN I AM AN ADULT I WILL: use LSD, cocaine, amphetamines or another illegal drug.

Response	6	8	10	12	Total	
NO!	95.3	92.0	90.9	89.8	92.1	
no	4.6	7.0	7.8	8.2	6.8	
yes	0.0	0.6	0.9	1.3	0.6	
YES!	0.1	0.5	0.4	0.8	0.4	
N of Valid	2143	2067	1892	1665	7767	
N of Miss	99	62	41	37	239	

Table 126: How much do you think people risk harming themselves (physically or in other ways) if they: smoked one or more packs of cigarettes per day?

Response	6	8	10	12	Total	
No risk	8.3	5.3	3.0	2.3	4.9	
Slight risk	5.5	6.0	7.2	7.0	6.4	
Moderate risk	16.8	19.4	21.7	24.8	20.4	
Great risk	69.5	69.3	68.1	65.9	68.3	
N of Valid	2124	2068	1880	1664	7736	
N of Miss	118	61	53	38	270	

Table 127: How much do you think people risk harming themselves (physically or in other ways) if they: try marijuana once or twice?

Response	6	8	10	12	Total	
No risk	9.6	11.4	19.6	27.8	16.5	
Slight risk	16.3	21.6	28.4	29.7	23.5	
Moderate risk	29.4	28.4	23.4	21.7	26.0	
Great risk	44.7	38.6	28.5	20.7	34.0	
N of Valid	2112	2060	1875	1660	7707	
N of Miss	130	69	58	42	299	

Table 128: How much do you think people risk harming themselves (physically or in other ways) if they: smoke marijuana regularly?

Response	6	8	10	12	Total	
No risk	8.7	6.8	8.1	8.8	8.1	
Slight risk	3.5	5.4	11.8	17.3	9.0	
Moderate risk	9.7	12.1	18.5	22.7	15.3	
Great risk	78.1	75.7	61.5	51.2	67.6	
N of Valid	2074	2025	1850	1628	7577	
N of Miss	168	104	83	74	429	

Table 129: How much do you think people risk harming themselves (physically or in other ways) if they: take one or two drinks of an alcoholic beverage (beer, wine, liquor) nearly every day?

Response	6	8	10	12	Total	
No risk	11.3	10.9	11.9	12.4	11.6	
Slight risk	19.5	26.1	26.1	27.4	24.6	
Moderate risk	28.1	30.8	32.1	30.8	30.4	
Great risk	41.1	32.2	29.9	29.3	33.5	
N of Valid	2115	2061	1878	1663	7717	
N of Miss	127	68	55	39	289	

Table 130: How much do you think people risk harming themselves (physically or in other ways) if they: have five or more drinks once or twice each weekend?

Response	6	8	10	12	Total	
No risk	9.7	8.0	7.8	7.6	8.3	
Slight risk	9.4	14.1	16.1	20.8	14.7	
Moderate risk	21.5	26.2	29.1	29.0	26.2	
Great risk	59.4	51.7	46.9	42.6	50.7	
N of Valid	2109	2070	1881	1663	7723	
N of Miss	133	59	52	39	283	

Table 131: On how many occasions have you had alcoholic beverages (beer, wine or hard liquor) to drink in your lifetime - more than just a few sips?

Response	6	8	10	12	Total	
0	83.5	58.2	40.9	27.6	54.4	
1-2	10.6	16.5	14.3	11.7	13.3	
3-5	1.9	9.2	11.3	11.2	8.1	
6-9	2.1	5.1	7.8	9.0	5.8	
10-19	0.8	4.7	9.8	10.9	6.2	
20-39	0.5	2.9	7.2	9.8	4.8	
40+	0.6	3.4	8.7	19.8	7.4	
N of Valid	2136	2065	1886	1664	7751	
N of Miss	106	64	47	38	255	

Table 132: On how many occasions have you had beer, wine or hard liquor to drink during the past 30 days?

Response	6	8	10	12	Total	
0	96.1	84.8	71.1	57.0	78.6	
1-2	2.7	9.5	15.1	20.1	11.3	
3-5	0.8	2.5	6.9	10.8	4.9	
6-9	0.2	1.9	3.6	5.4	2.6	
10-19	0.1	0.9	2.0	4.3	1.7	
20-39	0.0	0.2	0.7	0.8	0.4	
40+	0.1	0.2	0.5	1.6	0.6	
N of Valid	2132	2067	1878	1660	7737	
N of Miss	110	62	55	42	269	

Table 133: On how many occasions have you used marijuana (grass, pot) or hashish (hash, hash oil) in your lifetime?

Response	6	8	10	12	Total	
0	98.2	90.2	75.8	64.4	83.4	
1-2	0.8	4.0	6.5	7.5	4.5	
3-5	0.3	1.8	4.1	5.7	2.8	
6-9	0.0	0.9	2.6	2.9	1.5	
10-19	0.1	1.0	2.5	5.1	2.0	
20-39	0.2	0.4	2.2	3.2	1.4	
40+	0.2	1.6	6.4	11.1	4.4	
N of Valid	2139	2064	1872	1661	7736	
N of Miss	103	65	61	41	270	

Table 134: On how many occasions have you used marijuana (grass, pot) or hashish (hash, hash oil) during the past 30 days?

Response	6	8	10	12	Total	
0	99.3	96.1	89.5	83.7	92.7	
1-2	0.5	2.1	4.6	5.2	2.9	
3-5	0.1	0.8	1.6	3.0	1.3	
6-9	0.0	0.3	1.1	1.9	0.8	
10-19	0.0	0.3	1.2	1.9	0.8	
20-39	0.0	0.2	0.7	1.7	0.6	
40+	0.0	0.2	1.2	2.4	0.9	
N of Valid	2132	2067	1879	1661	7739	
N of Miss	110	62	54	41	267	

Table 135: On how many occasions have you used LSD or other psychedelics in your lifetime?

Response	6	8	10	12	Total	
0	99.9	99.4	97.7	95.2	98.2	
1-2	0.1	0.4	1.3	3.0	1.1	
3-5	0.0	0.1	0.4	0.7	0.3	
6-9	0.0	0.0	0.2	0.4	0.1	
10-19	0.0	0.1	0.1	0.4	0.1	
20-39	0.0	0.0	0.1	0.2	0.1	
40+	0.0	0.0	0.2	0.1	0.1	
N of Valid	2130	2067	1883	1661	7741	
N of Miss	112	62	50	41	265	

Table 136: On how many occasions have you used LSD or other psychedelics during the past 30 days?

Response	6	8	10	12	Total
0	99.9	99.7	99.4	99.0	99.5
1-2	0.0	0.2	0.4	0.7	0.3
3-5	0.0	0.1	0.1	0.2	0.1
6-9	0.0	0.0	0.1	0.0	0.0
10-19	0.0	0.0	0.0	0.0	0.0
20-39	0.0	0.0	0.0	0.1	0.0
40+	0.0	0.0	0.0	0.0	0.0
N of Valid	2129	2065	1881	1664	7739
N of Miss	113	64	52	38	267

Table 137: On how many occasions have you used cocaine or crack in your lifetime?

Response	6	8	10	12	Total
0	99.6	99.0	97.1	94.7	97.8
1-2	0.3	0.8	1.8	2.6	1.3
3-5	0.0	0.1	0.7	1.0	0.4
6-9	0.0	0.0	0.1	0.4	0.1
10-19	0.0	0.0	0.1	0.7	0.2
20-39	0.0	0.0	0.1	0.2	0.1
40+	0.0	0.0	0.1	0.4	0.1
N of Valid	2133	2066	1879	1662	7740
N of Miss	109	63	54	40	266

Table 138: On how many occasions have you used cocaine or crack during the past 30 days?

Response	6	8	10	12	Total
0	99.9	99.6	99.4	98.8	99.5
1-2	0.1	0.1	0.4	0.7	0.3
3-5	0.0	0.1	0.1	0.3	0.1
6-9	0.0	0.0	0.1	0.0	0.0
10-19	0.0	0.0	0.1	0.1	0.0
20-39	0.0	0.0	0.0	0.0	0.0
40+	0.0	0.1	0.0	0.1	0.1
N of Valid	2130	2060	1880	1659	7729
N of Miss	112	69	53	43	277

Table 139: On how many occasions have you sniffed glue, breathed the contents of an aerosol spray can, or inhaled other gases or sprays, in order to get high in your lifetime?

Response	6	8	10	12	Total
0	92.4	85.4	84.5	86.2	87.3
1-2	4.5	7.9	7.7	7.1	6.8
3-5	1.4	3.0	3.3	2.7	2.6
6-9	0.6	1.3	1.6	1.4	1.2
10-19	0.3	0.7	1.3	1.4	0.9
20-39	0.3	0.6	0.6	0.5	0.5
40+	0.5	1.1	1.0	0.7	0.8
N of Valid	2126	2069	1882	1663	7740
N of Miss	116	60	51	39	266

Table 140: On how many occasions have you sniffed glue, breathed the contents of an aerosol spray can, or inhaled other gases or sprays, in order to get high during the past 30 days?








Response	6	8	10	12	Total	
0	97.0	94.6	95.6	96.9	96.0	
1-2	1.9	3.6	2.9	1.6	2.5	
3-5	0.5	0.8	1.0	1.1	0.8	
6-9	0.3	0.3	0.4	0.2	0.3	
10-19	0.0	0.3	0.1	0.1	0.1	
20-39	0.1	0.2	0.0	0.1	0.1	
40+	0.1	0.1	0.1	0.0	0.1	
N of Valid	2124	2065	1884	1661	7734	
N of Miss	118	64	49	41	272	

Table 141: On how many occasions have you used phenoxydine (pox, px, breeze) in your lifetime?


Response	6	8	10	12	Total	
0	100.0	100.0	100.0	100.0	100.0	
1-2	0.0	0.0	0.0	0.0	0.0	
3-5	0.0	0.0	0.0	0.0	0.0	
6-9	0.0	0.0	0.0	0.0	0.0	
10-19	0.0	0.0	0.0	0.0	0.0	
20-39	0.0	0.0	0.0	0.0	0.0	
40+	0.0	0.0	0.0	0.0	0.0	
N of Valid	2102	2063	1879	1658	7702	
N of Miss	140	66	54	44	304	

Table 142: On how many occasions have you used phenoxydine (pox, px, breeze) during the past 30 days?

Response	6	8	10	12	Total
0	100.0	100.0	100.0	100.0	100.0
1-2	0.0	0.0	0.0	0.0	0.0
3-5	0.0	0.0	0.0	0.0	0.0
6-9	0.0	0.0	0.0	0.0	0.0
10-19	0.0	0.0	0.0	0.0	0.0
20-39	0.0	0.0	0.0	0.0	0.0
40+	0.0	0.0	0.0	0.0	0.0
N of Valid	2099	2064	1878	1652	7693
N of Miss	143	65	55	50	313

Table 143: On how many occasions have you used sedatives (tranquilizers, such as Valium or Xanax, barbiturates, or sleeping pills) without a doctor telling you to take them, in your lifetime?

Response	6	8	10	12	Total
0	94.8	89.8	83.8	78.9	87.4
1-2	3.0	5.0	5.8	6.7	5.0
3-5	0.9	1.8	3.3	3.9	2.4
6-9	0.5	1.2	2.3	2.4	1.6
10-19	0.2	0.9	2.0	2.3	1.3
20-39	0.3	0.7	0.7	1.7	0.8
40+	0.2	0.6	2.0	4.0	1.6
N of Valid	2115	2061	1881	1662	7719
N of Miss	127	68	52	40	287

Table 144: On how many occasions have you used sedatives (tranquilizers, such as Valium or Xanax, barbiturates, or sleeping pills) without a doctor telling you to take them, during the past 30 days?

Response	6	8	10	12	Total	
0	98.2	95.4	93.0	90.5	94.5	
1-2	1.0	2.6	4.0	4.6	2.9	
3-5	0.5	1.0	1.3	2.1	1.2	
6-9	0.1	0.3	0.6	1.1	0.5	
10-19	0.0	0.3	0.7	0.9	0.5	
20-39	0.1	0.1	0.2	0.4	0.2	
40+	0.0	0.1	0.2	0.4	0.2	
N of Valid	2111	2062	1877	1660	7710	
N of Miss	131	67	56	42	296	

Table 145: On how many occasions have you used Methamphetamines (meth, speed, crank, crystal meth) in your lifetime?

Response	6	8	10	12	Total	
0	99.6	99.2	98.6	97.3	98.8	
1-2	0.3	0.5	1.0	1.5	0.8	
3-5	0.0	0.1	0.2	0.4	0.2	
6-9	0.0	0.0	0.0	0.3	0.1	
10-19	0.0	0.1	0.1	0.1	0.1	
20-39	0.0	0.0	0.1	0.1	0.0	
40+	0.0	0.0	0.1	0.2	0.1	
N of Valid	2112	2055	1879	1659	7705	
N of Miss	130	74	54	43	301	

Table 146: On how many occasions have you used Methamphetamines (meth, speed, crank, crystal meth) in the past 30 days?

Response	6	8	10	12	Total
0	100.0	99.8	99.7	99.3	99.7
1-2	0.0	0.2	0.2	0.5	0.2
3-5	0.0	0.0	0.1	0.1	0.1
6-9	0.0	0.0	0.0	0.0	0.0
10-19	0.0	0.0	0.0	0.0	0.0
20-39	0.0	0.0	0.1	0.0	0.0
40+	0.0	0.0	0.0	0.1	0.0
N of Valid	2110	2054	1877	1657	7698
N of Miss	132	75	56	45	308

Table 147: On how many occasions have you used stimulants, other than Methamphetamines (such as amphetamines, Ritalin or Dexedrine) without a doctor telling you to take them, in your lifetime?

Response	6	8	10	12	Total
0	99.6	98.3	94.5	91.8	96.3
1-2	0.3	1.3	2.1	2.9	1.6
3-5	0.1	0.3	1.2	2.1	0.8
6-9	0.0	0.0	0.7	0.9	0.4
10-19	0.0	0.0	0.6	0.7	0.3
20-39	0.0	0.0	0.2	0.7	0.2
40+	0.0	0.0	0.8	0.9	0.4
N of Valid	2111	2057	1880	1660	7708
N of Miss	131	72	53	42	298

Table 148: On how many occasions have you used stimulants, other than Methamphetamines (such as amphetamines, Ritalin or Dexedrine) without a doctor telling you to take them, during the past 30 days?

Response	6	8	10	12	Total	
0	99.9	99.4	98.5	97.4	98.9	
1-2	0.1	0.4	0.7	1.4	0.6	
3-5	0.0	0.0	0.3	0.5	0.2	
6-9	0.0	0.0	0.2	0.5	0.2	
10-19	0.0	0.0	0.2	0.1	0.1	
20-39	0.0	0.0	0.0	0.0	0.0	
40+	0.0	0.0	0.1	0.2	0.1	
N of Valid	2111	2054	1876	1660	7701	
N of Miss	131	75	57	42	305	

Table 149: On how many occasions have you used heroin or other opiates in your lifetime?

Response	6	8	10	12	Total	
0	99.7	99.5	98.9	98.2	99.1	
1-2	0.3	0.2	0.7	0.5	0.5	
3-5	0.0	0.2	0.1	0.5	0.2	
6-9	0.0	0.0	0.1	0.1	0.0	
10-19	0.0	0.0	0.1	0.3	0.1	
20-39	0.0	0.0	0.1	0.1	0.0	
40+	0.0	0.0	0.1	0.3	0.1	
N of Valid	2108	2052	1879	1660	7699	
N of Miss	134	77	54	42	307	

Table 150: On how many occasions have you used heroin or other opiates during the past 30 days?

Response	6	8	10	12	Total
0	99.9	99.7	99.7	99.1	99.6
1-2	0.1	0.3	0.2	0.4	0.2
3-5	0.0	0.0	0.1	0.2	0.1
6-9	0.0	0.0	0.0	0.1	0.0
10-19	0.0	0.0	0.0	0.1	0.0
20-39	0.0	0.0	0.0	0.1	0.0
40+	0.0	0.0	0.0	0.0	0.0
N of Valid	2106	2052	1874	1659	7691
N of Miss	136	77	59	43	315

Table 151: On how many occasions have you used MDMA ('X', 'E', or ecstasy) in your lifetime?

Response	6	8	10	12	Total
0	99.9	98.8	96.5	94.2	97.5
1-2	0.1	0.9	2.2	2.9	1.4
3-5	0.0	0.1	0.7	1.6	0.5
6-9	0.0	0.0	0.3	0.8	0.3
10-19	0.0	0.0	0.1	0.3	0.1
20-39	0.0	0.1	0.1	0.1	0.1
40+	0.0	0.0	0.1	0.1	0.1
N of Valid	2084	2046	1879	1659	7668
N of Miss	158	83	54	43	338

Table 152: On how many occasions have you used MDMA ('X', 'E', or ecstasy) during the past 30 days?

Response	6	8	10	12	Total
0	100.0	99.7	99.4	99.2	99.6
1-2	0.0	0.2	0.5	0.4	0.3
3-5	0.0	0.0	0.1	0.2	0.1
6-9	0.0	0.0	0.0	0.1	0.0
10-19	0.0	0.0	0.1	0.1	0.0
20-39	0.0	0.0	0.0	0.0	0.0
40+	0.0	0.0	0.0	0.0	0.0
N of Valid	2078	2043	1872	1649	7642
N of Miss	164	86	61	53	364

Table 153: On how many occasions have you taken prescription drugs (such as Valium, Xanax, Ritalin, Adderall, OxyContin, Darvocet, or sleeping pills) on your own-that is, without a doctor telling you to take them in your lifetime?

Response	6	8	10	12	Total
0	97.2	89.1	81.3	75.9	86.6
1-2	1.5	5.5	7.0	8.3	5.4
3-5	0.6	2.2	4.4	4.0	2.7
6-9	0.3	1.3	2.1	3.4	1.7
10-19	0.1	0.7	1.7	2.3	1.1
20-39	0.1	0.3	1.3	1.7	0.8
40+	0.2	0.8	2.2	4.4	1.8
N of Valid	2107	2052	1877	1661	7697
N of Miss	135	77	56	41	309

Table 154: On how many occasions have you taken prescription drugs (such as Valium, Xanax, Ritalin, Adderall, OxyContin, Darvocet, or sleeping pills) on your own-that is, without a doctor telling you to take them during the past 30 days?

Response	6	8	10	12	Total	
0	98.4	95.3	92.7	89.3	94.2	
1-2	0.9	3.0	4.1	5.5	3.2	
3-5	0.3	0.7	1.5	2.2	1.1	
6-9	0.1	0.4	0.7	1.4	0.7	
10-19	0.0	0.2	0.6	0.8	0.4	
20-39	0.1	0.1	0.3	0.5	0.2	
40+	0.0	0.1	0.1	0.4	0.2	
N of Valid	2106	2051	1874	1660	7691	
N of Miss	136	78	59	42	315	

Table 155: On how many occasions have you taken non-prescription medicines such as diet pills (for example, Dietac, Dexatrim or Prolamine), stay-awake pills (for example No-Doz, Vivarin, or Wake), or cough or cold medicines (robos, DXM, etc.) to get high in your lifetime?

Response	6	8	10	12	Total	
0	97.3	94.5	91.1	87.2	92.9	
1-2	1.3	2.0	3.4	3.3	2.4	
3-5	0.5	1.7	1.5	2.3	1.5	
6-9	0.3	0.6	1.3	2.2	1.1	
10-19	0.1	0.5	0.9	2.0	0.8	
20-39	0.1	0.1	0.7	0.8	0.4	
40+	0.2	0.4	1.0	2.1	0.9	
N of Valid	2106	2050	1876	1660	7692	
N of Miss	136	79	57	42	314	

Table 156: On how many occasions have you taken non-prescription medicines such as diet pills (for example, Dietac, Dexatrim or Prolamine), stay-awake pills (for example No-Doz, Vivarin, or Wake), or cough or cold medicines (robos, DXM, etc.) to get high during the past 30 days?

Response	6	8	10	12	Total
0	98.6	97.2	96.2	95.1	96.9
1-2	0.8	1.5	1.6	2.4	1.5
3-5	0.5	1.0	0.9	1.3	0.9
6-9	0.0	0.0	0.7	0.4	0.3
10-19	0.0	0.2	0.3	0.1	0.2
20-39	0.0	0.1	0.2	0.2	0.1
40+	0.0	0.0	0.1	0.4	0.1
N of Valid	2104	2052	1873	1660	7689
N of Miss	138	77	60	42	317

Table 157: On how many occasions have you been drunk or very high from drinking alcoholic beverages during the past 30 days?

Response	6	8	10	12	Total
0	98.1	91.1	81.9	70.4	86.3
1-2	1.2	5.0	9.6	15.1	7.3
3-5	0.2	1.9	4.4	6.5	3.0
6-9	0.2	0.8	1.7	3.7	1.5
10-19	0.1	0.7	1.0	2.2	0.9
20-39	0.0	0.2	0.7	1.0	0.5
40+	0.0	0.2	0.7	1.1	0.5
N of Valid	2107	2052	1875	1658	7692
N of Miss	135	77	58	44	314

Table 158: Think back over the last two weeks. How many times have you had five or more alcoholic drinks in a row?

Response	6	8	10	12	Total	
None	97.2	90.4	81.4	73.9	86.5	
Once	1.5	3.9	6.5	9.7	5.1	
Twice	0.8	2.7	5.1	7.9	3.9	
3-5 times	0.5	1.3	3.7	5.1	2.5	
6-9 times	0.0	0.7	1.9	1.7	1.0	
10 or more times	0.0	1.0	1.4	1.7	1.0	
N of Valid	2099	2036	1867	1658	7660	
N of Miss	143	93	66	44	346	

Table 159: Have you ever used smokeless tobacco (chew, snuff, plug, dipping tobacco, or chewing tobacco)?

Response	6	8	10	12	Total	
Never	94.0	85.7	77.8	74.3	83.6	
Once or Twice	4.3	8.4	10.6	11.7	8.5	
Once in a while but not regularly	1.0	2.4	4.1	4.5	2.9	
Regularly in the past	0.5	1.5	2.8	3.9	2.1	
Regularly now	0.1	2.1	4.7	5.6	2.9	
N of Valid	2093	2030	1866	1654	7643	
N of Miss	149	99	67	48	363	

Table 160: How often have you taken smokeless tobacco during the past 30 days?

Response	6	8	10	12	Total	
Not at all	98.2	94.3	90.5	89.2	93.3	
Once or twice	1.3	2.8	3.4	3.7	2.7	
Once or twice per week	0.3	0.7	0.9	1.1	0.7	
Three to five times per week	0.0	0.5	1.0	0.5	0.5	
About once a day	0.0	0.5	1.0	1.0	0.6	
More than once a day	0.1	1.1	3.3	4.5	2.1	
N of Valid	2090	2026	1870	1656	7642	
N of Miss	152	103	63	46	364	

Table 161: Have you ever smoked cigarettes?






Response	6	8	10	12	Total	
Never	90.4	77.0	60.7	51.7	71.2	
Once or Twice	6.9	13.3	17.2	17.5	13.4	
Once in a while but not regularly	1.3	5.3	9.8	13.1	7.0	
Regularly in the past	1.0	2.9	5.6	6.4	3.8	
Regularly now	0.4	1.5	6.8	11.2	4.6	
N of Valid	2089	2029	1864	1655	7637	
N of Miss	153	100	69	47	369	

Table 162: How frequently have you smoked cigarettes during the past 30 days?








Response	6	8	10	12	Total	
Not at all	98.1	94.4	84.6	76.6	89.2	
Less than one cigarette per day	1.2	3.1	6.9	9.9	5.0	
One to five cigarettes per day	0.4	1.5	4.3	7.0	3.1	
About one-half pack per day	0.1	0.7	2.4	4.2	1.7	
About one pack per day	0.0	0.1	1.2	1.5	0.6	
About one and one-half packs per day	0.0	0.1	0.4	0.6	0.2	
Two packs or more per day	0.0	0.1	0.3	0.3	0.2	
N of Valid	2095	2033	1866	1654	7648	
N of Miss	147	96	67	48	358	

Table 163: During the last month, about how many marijuana cigarettes, or the equivalent, did you smoke a day, on the average?

Response	6	8	10	12	Total	
None	98.8	95.3	89.7	84.1	92.5	
Less than 1 a day	0.5	2.4	4.4	7.3	3.4	
1 a day	0.1	0.7	1.8	2.7	1.2	
2-3 a day	0.3	1.0	1.6	3.0	1.4	
4-6 a day	0.0	0.4	0.9	1.2	0.6	
7-10 a day	0.1	0.0	0.5	0.6	0.3	
11 or more a day	0.1	0.1	1.1	1.1	0.6	
N of Valid	2091	2028	1863	1647	7629	
N of Miss	151	101	70	55	377	

Table 164: If you drank alcohol (not just a sip or taste) in the past year, how did you usually get it?

Response	6	8	10	12	Total	
I did not drink alcohol in the past year	91.2	74.1	52.1	37.5	65.5	
I bought it myself with a fake ID	0.0	0.1	0.4	0.7	0.3	
I bought it myself without a fake ID	0.1	0.3	0.3	1.7	0.6	
I got it from someone I know age 21 or older	1.2	5.4	15.7	29.1	11.9	
I got it from someone I know under age 21	0.4	3.0	9.1	11.8	5.7	
I got it from my brother or sister	0.2	1.3	2.1	2.4	1.4	
I got it from home with my parents' permission	1.6	3.9	6.7	5.3	4.2	
I got it from home without my parents' permission	1.2	3.9	3.8	1.7	2.7	
I got it from another relative	0.8	2.6	2.9	2.5	2.1	
A stranger bought it for me	0.0	0.2	0.7	0.9	0.4	
I took it from a store or shop	0.1	0.1	0.2	0.1	0.1	
Other	3.0	5.3	5.9	6.3	5.0	
N of Valid	2041	1985	1816	1615	7457	
N of Miss	201	144	117	87	549	

Table 165: If you drank alcohol (not just a sip or taste) in the past year, where did you usually drink it?

Response	6	8	10	12	Total	
I did not drink alcohol in the past year	92.5	74.6	52.3	37.9	66.1	
at my home	3.7	10.5	13.0	12.7	9.7	
at someone else's home	2.3	10.9	26.1	40.0	18.5	
at an open area like a park, beach, field, back road, woods, or a street corner	0.7	2.2	5.7	6.2	3.5	
at a sporting event or concert	0.2	0.2	0.3	0.5	0.3	
at a restaurant, bar, or a nightclub	0.1	0.5	0.4	0.8	0.5	
at an empty building or a construction site	0.1	0.3	0.4	0.1	0.2	
at a hotel/motel	0.0	0.3	0.4	0.8	0.3	
in a car	0.2	0.3	0.8	0.6	0.5	
at school	0.1	0.4	0.7	0.4	0.4	
N of Valid	2022	1966	1799	1586	7373	
N of Miss	220	163	134	116	633	

Table 166: If you smoked cigarettes (not just a puff or drag) in the past year, how did you usually get them?

Response	6	8	10	12	Total	
I did not smoke cigarettes in the past year	94.3	88.8	75.5	65.9	82.1	
I bought them myself with a fake ID	0.0	0.0	0.2	0.4	0.1	
I bought them myself without a fake ID	0.1	0.1	1.4	8.7	2.3	
I got them from someone I know age 18 or older	0.6	2.9	8.4	12.9	5.8	
I got them from someone I know under age 18	0.7	1.9	5.2	4.2	2.9	
I got them from my brother or sister	0.5	0.7	1.1	0.8	0.8	
I got them from home with my parents' permission	0.1	0.6	1.4	1.5	0.8	
I got them from home without my parents' permission	1.0	1.7	2.0	0.3	1.3	
I got them from another relative	0.4	1.0	0.8	0.6	0.7	
A stranger bought them for me	0.0	0.2	0.3	0.2	0.2	
I took them from a store or shop	0.1	0.0	0.1	0.2	0.1	
Other	2.1	2.3	3.7	4.3	3.0	
N of Valid	2030	1985	1832	1615	7462	
N of Miss	212	144	101	87	544	

Table 167: If you smoked cigarettes (not just a puff or drag) in the past year, where did you usually smoke them?

Response	6	8	10	12	Total	
I did not smoke cigarettes in the past year	95.7	89.6	77.0	67.1	83.3	
at my home	1.6	3.5	7.9	8.1	5.0	
at someone else's home	1.0	3.9	6.9	6.5	4.4	
at an open area like a park, beach, field, back road, woods, or a street corner	1.0	2.0	4.8	6.7	3.4	
at a sporting event or concert	0.1	0.1	0.3	0.3	0.2	
at a restaurant, bar, or a nightclub	0.0	0.2	0.2	0.4	0.2	
at an empty building or a construction site	0.1	0.4	0.2	0.1	0.2	
at a hotel/motel	0.0	0.0	0.1	0.3	0.1	
in a car	0.1	0.2	2.5	9.9	2.8	
at school	0.2	0.2	0.3	0.6	0.3	
N of Valid	2009	1967	1805	1582	7363	
N of Miss	233	162	128	120	643	

Table 168: During the past 30 days, how many times did you ride in a car or other vehicle driven by someone who had been drinking alcohol?

Response	6	8	10	12	Total	
0 times	83.5	76.3	73.9	74.9	77.4	
1 time	7.7	9.7	10.7	11.0	9.7	
2 or 3 times	3.5	7.6	9.4	8.8	7.2	
4 or 5 times	1.6	2.0	2.6	2.0	2.1	
6 or more times	3.7	4.4	3.2	3.4	3.7	
N of Valid	2056	2009	1852	1639	7556	
N of Miss	186	120	81	63	450	

Table 169: During the past 30 days, how many times did you drive a car or other vehicle when you had been drinking alcohol?

Response	6	8	10	12	Total	
I did not drive a car in the past 30 days	58.3	61.5	44.5	24.6	48.4	
0 times	39.9	35.0	48.8	63.1	45.9	
1 time	0.8	1.1	3.5	5.9	2.7	
2 or 3 times	0.4	1.2	2.1	4.3	1.9	
4 or 5 times	0.3	0.4	0.4	1.0	0.5	
6 or more times	0.4	0.8	0.6	1.1	0.7	
N of Valid	1992	1969	1833	1623	7417	
N of Miss	250	160	100	79	589	

Table 170: How wrong would most adults (over 21) in your neighborhood think it is for kids your age: to use marijuana?

Response	6	8	10	12	Total	
Very wrong	92.0	82.2	72.6	66.7	79.1	
Wrong	4.5	10.3	17.4	19.5	12.5	
A little bit wrong	2.5	5.1	6.6	9.4	5.7	
Not wrong at all	1.0	2.3	3.4	4.3	2.7	
N of Valid	2040	2004	1848	1634	7526	
N of Miss	202	125	85	68	480	

Table 171: How wrong would most adults (over 21) in your neighborhood think it is for kids your age: to drink alcohol?

Response	6	8	10	12	Total	
Very wrong	82.3	62.4	48.7	39.4	59.4	
Wrong	11.0	18.4	26.5	27.5	20.3	
A little bit wrong	4.8	13.9	18.2	24.7	14.8	
Not wrong at all	2.0	5.3	6.7	8.5	5.4	
N of Valid	2034	2002	1847	1631	7514	
N of Miss	208	127	86	71	492	

Table 172: How wrong would most adults (over 21) in your neighborhood think it is for kids your age: to smoke cigarettes?

Response	6	8	10	12	Total	
Very wrong	83.5	69.2	55.2	40.4	63.4	
Wrong	9.6	17.6	22.9	27.8	19.0	
A little bit wrong	4.4	8.1	14.4	18.9	11.0	
Not wrong at all	2.6	5.0	7.6	12.9	6.7	
N of Valid	2032	2002	1846	1629	7509	
N of Miss	210	127	87	73	497	

Table 173: How much do each of the following statements describe your neighborhood? crime and/or drug selling

Response	6	8	10	12	Total	
NO!	82.5	71.5	65.6	64.8	71.6	
no	10.5	17.0	20.7	19.7	16.7	
yes	5.3	8.1	10.4	11.3	8.6	
YES!	1.6	3.5	3.3	4.2	3.1	
N of Valid	2019	1993	1841	1629	7482	
N of Miss	223	136	92	73	524	

Table 174: How much do each of the following statements describe your neighborhood? fights

Response	6	8	10	12	Total	
NO!	69.5	62.6	59.2	62.3	63.5	
no	15.7	19.3	23.8	23.2	20.3	
yes	10.1	12.9	12.7	11.4	11.8	
YES!	4.7	5.2	4.3	3.1	4.4	
N of Valid	2020	1991	1842	1628	7481	
N of Miss	222	138	91	74	525	

Table 175: How much do each of the following statements describe your neighborhood? lots of empty or abandoned buildings


Response	6	8	10	12	Total	
NO!	75.9	71.8	67.0	70.6	71.5	
no	16.5	20.5	25.1	23.0	21.1	
yes	5.7	5.8	6.3	5.0	5.7	
YES!	1.8	1.9	1.7	1.5	1.7	
N of Valid	2022	1990	1840	1628	7480	
N of Miss	220	139	93	74	526	

Table 176: How much do each of the following statements describe your neighborhood? lots of graffiti


Response	6	8	10	12	Total	
NO!	82.7	77.1	74.6	77.1	78.0	
no	11.6	17.4	20.4	19.0	16.9	
yes	3.2	3.5	3.7	2.8	3.3	
YES!	2.5	2.0	1.2	1.2	1.8	
N of Valid	2003	1984	1845	1630	7462	
N of Miss	239	145	88	72	544	

Table 177: If I had to move, I would miss the neighborhood I now live in.

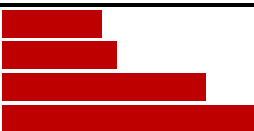
Response	6	8	10	12	Total	
NO!	12.0	14.1	15.6	13.1	13.7	
no	10.1	15.7	20.1	20.4	16.3	
yes	26.1	29.2	32.7	37.2	31.0	
YES!	51.7	41.0	31.5	29.4	39.0	
N of Valid	2022	1994	1842	1631	7489	
N of Miss	220	135	91	71	517	

Table 178: My neighbors notice when I am doing a good job and let me know about it.

Response	6	8	10	12	Total	
NO!	34.1	34.4	38.1	39.5	36.4	
no	29.8	36.3	38.8	38.0	35.5	
yes	21.8	19.0	17.2	16.9	18.8	
YES!	14.4	10.2	5.9	5.7	9.3	
N of Valid	2009	1974	1837	1625	7445	
N of Miss	233	155	96	77	561	

Table 179: I like my neighborhood.

Response	6	8	10	12	Total	
NO!	8.3	10.4	11.2	8.6	9.6	
no	8.4	10.8	13.4	13.7	11.4	
yes	32.2	40.9	46.6	53.4	42.7	
YES!	51.1	37.9	28.8	24.2	36.2	
N of Valid	2002	1962	1836	1622	7422	
N of Miss	240	167	97	80	584	

Table 180: There are lots of adults in my neighborhood I could talk to about something important.

Response	6	8	10	12	Total	
NO!	22.5	26.0	29.1	30.0	26.7	
no	25.7	28.1	30.8	31.7	28.9	
yes	25.7	26.1	26.7	27.6	26.4	
YES!	26.2	19.8	13.4	10.8	18.0	
N of Valid	1987	1975	1829	1622	7413	
N of Miss	255	154	104	80	593	

Table 181: I'd like to get out of my neighborhood.





Response	6	8	10	12	Total	
NO!	54.4	41.5	32.0	26.6	39.3	
no	26.2	33.1	37.6	41.4	34.2	
yes	11.5	14.6	18.8	22.3	16.5	
YES!	7.9	10.8	11.6	9.7	10.0	
N of Valid	1984	1968	1826	1624	7402	
N of Miss	258	161	107	78	604	

Table 182: There are people in my neighborhood who are proud of me when I do something well.





Response	6	8	10	12	Total	
NO!	20.3	22.4	24.8	23.8	22.7	
no	21.8	27.3	30.4	32.0	27.6	
yes	34.2	31.0	33.4	33.2	32.9	
YES!	23.7	19.2	11.4	11.1	16.7	
N of Valid	1988	1970	1834	1624	7416	
N of Miss	254	159	99	78	590	

Table 183: There are people in my neighborhood who encourage me to do my best.





Response	6	8	10	12	Total	
NO!	19.7	21.6	24.3	24.7	22.4	
no	19.7	24.8	28.8	31.9	26.0	
yes	31.4	32.3	32.9	31.1	31.9	
YES!	29.2	21.4	14.0	12.3	19.7	
N of Valid	1990	1975	1834	1623	7422	
N of Miss	252	154	99	79	584	

Table 184: I feel safe in my neighborhood.

Response	6	8	10	12	Total	
NO!	9.0	8.1	7.5	5.5	7.6	
no	9.4	10.7	10.9	9.7	10.2	
yes	32.7	40.0	46.3	46.0	40.9	
YES!	48.9	41.3	35.3	38.8	41.3	
N of Valid	1989	1962	1832	1623	7406	
N of Miss	253	167	101	79	600	

Table 185: Which of the following activities for people your age are available in your community? sports teams?

Response	6	8	10	12	Total	
No	13.8	10.8	10.5	9.4	11.2	
Yes	86.2	89.2	89.5	90.6	88.8	
N of Valid	1985	1965	1835	1620	7405	
N of Miss	257	164	98	82	601	

Table 186: Which of the following activities for people your age are available in your community? scouting?

Response	6	8	10	12	Total	
No	38.8	45.6	44.3	40.1	42.3	
Yes	61.2	54.4	55.7	59.9	57.7	
N of Valid	1932	1918	1795	1603	7248	
N of Miss	310	211	138	99	758	

Table 187: Which of the following activities for people your age are available in your community? boys and girls clubs?

Response	6	8	10	12	Total	
No	33.5	30.0	31.6	29.8	31.3	
Yes	66.5	70.0	68.4	70.2	68.7	
N of Valid	1962	1933	1805	1605	7305	
N of Miss	280	196	128	97	701	

Table 188: Which of the following activities for people your age are available in your community? 4-H clubs?

Response	6	8	10	12	Total	
No	53.8	42.4	37.7	34.1	42.3	
Yes	46.2	57.6	62.3	65.9	57.7	
N of Valid	1838	1880	1789	1596	7103	
N of Miss	404	249	144	106	903	

Table 189: Which of the following activities for people your age are available in your community? service clubs?

Response	6	8	10	12	Total	
No	52.9	46.3	36.7	32.2	42.5	
Yes	47.1	53.7	63.3	67.8	57.5	
N of Valid	1849	1886	1786	1598	7119	
N of Miss	393	243	147	104	887	

Table 190: If a kid smoked marijuana in your neighborhood would he or she be caught by the police?

Response	6	8	10	12	Total	
NO!	13.0	17.6	24.0	25.7	19.8	
no	19.9	35.6	46.5	53.6	38.1	
yes	29.2	26.0	20.7	15.8	23.3	
YES!	37.9	20.8	8.8	4.9	18.9	
N of Valid	1958	1956	1830	1612	7356	
N of Miss	284	173	103	90	650	

Table 191: If a kid drank some beer, wine or hard liquor (for example, vodka, whiskey, or gin) in your neighborhood would he or she be caught by the police?

Response	6	8	10	12	Total	
NO!	15.6	23.8	30.5	31.0	24.9	
no	26.3	41.4	49.7	55.6	42.5	
yes	28.6	19.8	14.2	10.3	18.6	
YES!	29.6	15.0	5.6	3.2	13.9	
N of Valid	1950	1955	1828	1609	7342	
N of Miss	292	174	105	93	664	

Table 192: If a kid carried a handgun in your neighborhood would he or she be caught by the police?

Response	6	8	10	12	Total	
NO!	13.0	16.7	20.9	21.1	17.7	
no	17.1	28.4	37.4	41.3	30.5	
yes	26.5	27.8	26.5	26.5	26.9	
YES!	43.3	27.2	15.1	11.1	24.9	
N of Valid	1948	1950	1824	1611	7333	
N of Miss	294	179	109	91	673	

Table 193: If you wanted to get some cigarettes, how easy would it be for you to get some?

Response	6	8	10	12	Total	
Very hard	73.0	46.5	21.9	7.9	38.8	
Sort of hard	9.1	16.0	12.3	6.5	11.1	
Sort of easy	8.7	18.1	25.5	18.5	17.6	
Very easy	9.2	19.5	40.4	67.1	32.5	
N of Valid	1910	1937	1826	1606	7279	
N of Miss	332	192	107	96	727	

Table 194: If you wanted to get some beer, wine or hard liquor (for example, vodka, whiskey, or gin), how easy would it be for you to get some?

Response	6	8	10	12	Total	
Very hard	70.2	38.0	18.1	7.0	34.6	
Sort of hard	11.1	16.6	12.8	9.8	12.7	
Sort of easy	8.3	21.7	26.6	33.0	21.9	
Very easy	10.3	23.7	42.6	50.2	30.8	
N of Valid	1905	1938	1821	1605	7269	
N of Miss	337	191	112	97	737	

Table 195: If you wanted to get a drug like cocaine, LSD, or amphetamines, how easy would it be for you to get some?

Response	6	8	10	12	Total	
Very hard	93.4	80.7	55.5	42.2	69.2	
Sort of hard	3.4	10.1	21.6	28.6	15.3	
Sort of easy	1.8	4.8	12.0	18.0	8.7	
Very easy	1.4	4.4	10.9	11.2	6.8	
N of Valid	1896	1938	1820	1603	7257	
N of Miss	346	191	113	99	749	

Table 196: If you wanted to get a handgun, how easy would it be for you to get one?

Response	6	8	10	12	Total	
Very hard	73.1	61.7	48.1	39.9	56.5	
Sort of hard	10.7	15.0	20.8	22.9	17.1	
Sort of easy	7.4	11.2	14.0	16.8	12.2	
Very easy	8.7	12.0	17.2	20.4	14.3	
N of Valid	1898	1932	1819	1601	7250	
N of Miss	344	197	114	101	756	

Table 197: If you wanted to get some marijuana, how easy would it be for you to get some?

Response	6	8	10	12	Total	
Very hard	90.9	69.1	35.9	18.9	55.4	
Sort of hard	3.6	10.2	13.5	12.1	9.7	
Sort of easy	2.6	9.1	17.7	23.0	12.6	
Very easy	2.8	11.6	32.9	46.0	22.3	
N of Valid	1897	1938	1818	1604	7257	
N of Miss	345	191	115	98	749	

Table 198: During the past 12 months, have you participated in any alcohol prevention programs or seen any alcohol prevention messages in your school or community?
Yes, a school-based program focused on preventing underage drinking and/or drinking and driving.

Response	6	8	10	12	Total	
No	58.5	63.5	76.2	80.3	68.7	
Yes	41.5	36.5	23.8	19.7	31.3	
N of Valid	2242	2129	1933	1702	8006	
N of Miss	0	0	0	0	0	

Table 199: During the past 12 months, have you participated in any alcohol prevention programs or seen any alcohol prevention messages in your school or community? Yes, a community-based program focused on preventing underage drinking and/or drinking and driving (for example, through your church or temple or through youth groups like Boys and Girls Club or 4-H).

Response	6	8	10	12	Total	
No	88.8	89.8	93.2	94.2	91.3	
Yes	11.2	10.2	6.8	5.8	8.7	
N of Valid	2242	2129	1933	1702	8006	
N of Miss	0	0	0	0	0	

Table 200: During the past 12 months, have you participated in any alcohol prevention programs or seen any alcohol prevention messages in your school or community? Yes, a media campaign addressing underage drinking and/or drinking and driving (for example, newspaper ads, posters, pamphlets, radio, TV).

Response	6	8	10	12	Total	
No	87.8	86.7	84.5	83.1	85.7	
Yes	12.2	13.3	15.5	16.9	14.3	
N of Valid	2242	2129	1933	1702	8006	
N of Miss	0	0	0	0	0	

Table 201: During the past 12 months, have you participated in any alcohol prevention programs or seen any alcohol prevention messages in your school or community? No

Response	6	8	10	12	Total	
No	63.9	54.9	42.6	40.4	51.4	
Yes	36.1	45.1	57.4	59.6	48.6	
N of Valid	2242	2129	1933	1702	8006	
N of Miss	0	0	0	0	0	

Table 202: How wrong do your parents feel it would be for YOU to: drink beer, wine or hard liquor (for example, vodka, whiskey or gin) regularly?

Response	6	8	10	12	Total	
Very wrong	89.7	76.6	63.1	51.4	71.1	
Wrong	7.1	13.3	20.5	24.1	15.9	
A little bit wrong	2.7	7.3	12.9	18.1	9.9	
Not wrong at all	0.6	2.7	3.5	6.4	3.1	
N of Valid	1924	1926	1811	1605	7266	
N of Miss	318	203	122	97	740	

Table 203: How wrong do your parents feel it would be for YOU to: smoke cigarettes?

Response	6	8	10	12	Total	
Very wrong	93.2	87.0	77.4	63.3	81.0	
Wrong	4.5	9.2	13.7	22.1	11.9	
A little bit wrong	1.6	2.5	5.9	9.5	4.6	
Not wrong at all	0.8	1.2	3.0	5.2	2.4	
N of Valid	1915	1929	1809	1604	7257	
N of Miss	327	200	124	98	749	

Table 204: How wrong do your parents feel it would be for YOU to: smoke marijuana?

Response	6	8	10	12	Total	
Very wrong	98.1	93.9	87.6	81.7	90.7	
Wrong	1.1	3.7	6.8	10.6	5.3	
A little bit wrong	0.4	1.5	3.4	4.7	2.4	
Not wrong at all	0.4	0.9	2.1	3.0	1.5	
N of Valid	1902	1917	1802	1595	7216	
N of Miss	340	212	131	107	790	

Table 205: How wrong do your parents feel it would be for YOU to: steal something worth more than \$5?

Response	6	8	10	12	Total	
Very wrong	89.5	85.1	83.5	84.7	85.8	
Wrong	8.6	11.4	12.6	11.1	10.9	
A little bit wrong	1.5	2.6	2.8	2.8	2.4	
Not wrong at all	0.3	0.9	1.2	1.4	0.9	
N of Valid	1910	1919	1808	1598	7235	
N of Miss	332	210	125	104	771	

Table 206: How wrong do your parents feel it would be for YOU to: draw graffiti, write things, or draw pictures on buildings or other property (without the owner's permission)?

Response	6	8	10	12	Total	
Very wrong	92.7	85.2	81.4	78.4	84.7	
Wrong	5.0	9.8	12.8	15.7	10.6	
A little bit wrong	1.6	3.6	3.5	4.1	3.2	
Not wrong at all	0.7	1.4	2.3	1.8	1.5	
N of Valid	1907	1923	1809	1603	7242	
N of Miss	335	206	124	99	764	

Table 207: How wrong do your parents feel it would be for YOU to: pick a fight with someone?

Response	6	8	10	12	Total	
Very wrong	74.3	60.3	54.4	52.0	60.7	
Wrong	17.0	22.7	26.2	30.3	23.7	
A little bit wrong	7.0	13.8	14.8	14.5	12.4	
Not wrong at all	1.8	3.1	4.5	3.2	3.1	
N of Valid	1917	1928	1807	1603	7255	
N of Miss	325	201	126	99	751	

Table 208: During the past 12 months, have you talked with at least one of your parents about the dangers of underage drinking and/or drinking and driving? By parents, we mean either your biological parents, adoptive parents, stepparents, or adult guardians - whether or not they live with you.

Response	6	8	10	12	Total
No	49.5	58.0	55.6	53.1	54.1
Yes	50.5	42.0	44.4	46.9	45.9
N of Valid	1860	1888	1791	1581	7120
N of Miss	382	241	142	121	886

Table 209: Have any of your brothers or sisters ever: drunk beer, wine or hard liquor (for example, vodka, whiskey or gin)?

Response	6	8	10	12	Total
No	75.5	57.2	44.8	33.3	53.6
Yes	19.7	38.6	50.9	61.4	41.8
I don't have any brothers or sisters	4.8	4.2	4.3	5.3	4.6
N of Valid	1905	1913	1809	1600	7227
N of Miss	337	216	124	102	779

Table 210: Have any of your brothers or sisters ever: smoked marijuana?

Response	6	8	10	12	Total
No	91.4	81.8	69.8	58.7	76.2
Yes	3.9	14.1	25.9	36.1	19.2
I don't have any brothers or sisters	4.7	4.1	4.3	5.1	4.6
N of Valid	1895	1902	1805	1595	7197
N of Miss	347	227	128	107	809

Table 211: Have any of your brothers or sisters ever: smoked cigarettes?

Response	6	8	10	12	Total	
No	79.5	68.7	58.4	51.4	65.2	
Yes	15.7	27.2	37.0	43.4	30.2	
I don't have any brothers or sisters	4.9	4.1	4.6	5.2	4.6	
N of Valid	1895	1907	1802	1588	7192	
N of Miss	347	222	131	114	814	

Table 212: Have any of your brothers or sisters ever: taken a handgun to school?

Response	6	8	10	12	Total	
No	94.6	94.8	94.2	93.2	94.2	
Yes	0.7	1.2	1.7	1.6	1.3	
I don't have any brothers or sisters	4.7	4.0	4.1	5.2	4.5	
N of Valid	1901	1903	1804	1592	7200	
N of Miss	341	226	129	110	806	

Table 213: Have any of your brothers or sisters ever: been suspended or expelled from school?

Response	6	8	10	12	Total	
No	79.7	73.1	70.6	70.9	73.8	
Yes	15.5	22.6	25.2	23.7	21.6	
I don't have any brothers or sisters	4.8	4.3	4.2	5.4	4.7	
N of Valid	1902	1902	1805	1595	7204	
N of Miss	340	227	128	107	802	

Table 214: The rules in my family are clear.

Response	6	8	10	12	Total	
NO!	3.0	3.8	4.3	2.7	3.4	
no	6.8	10.1	10.9	11.3	9.7	
yes	29.8	36.7	42.1	45.6	38.2	
YES!	60.5	49.3	42.8	40.4	48.7	
N of Valid	1898	1903	1809	1600	7210	
N of Miss	344	226	124	102	796	

Table 215: People in my family often insult or yell at each other.

Response	6	8	10	12	Total	
NO!	36.9	25.4	21.0	19.9	26.0	
no	32.1	38.3	41.3	45.4	39.0	
yes	21.8	24.1	26.7	24.6	24.3	
YES!	9.2	12.2	11.1	10.1	10.7	
N of Valid	1886	1896	1808	1601	7191	
N of Miss	356	233	125	101	815	

Table 216: When I am not at home, one of my parents knows where I am and who I am with.

Response	6	8	10	12	Total	
NO!	2.4	3.9	3.8	3.4	3.4	
no	3.7	6.7	7.3	11.4	7.1	
yes	21.7	33.8	42.9	48.1	36.1	
YES!	72.3	55.5	46.0	37.0	53.4	
N of Valid	1884	1894	1806	1599	7183	
N of Miss	358	235	127	103	823	

Table 217: We argue about the same things in my family over and over.

Response	6	8	10	12	Total	
NO!	39.9	23.0	15.6	13.5	23.4	
no	29.8	34.5	35.8	36.9	34.1	
yes	20.1	27.3	32.8	34.9	28.5	
YES!	10.3	15.2	15.8	14.7	13.9	
N of Valid	1882	1894	1806	1598	7180	
N of Miss	360	235	127	104	826	

Table 218: If you drank some beer or wine or liquor (for example, vodka, whiskey, or gin) without your parents' permission, would you be caught by your parents?

Response	6	8	10	12	Total	
NO!	10.1	13.6	17.3	21.5	15.4	
no	6.5	22.0	37.6	50.0	28.1	
yes	15.3	23.9	24.6	17.7	20.4	
YES!	68.1	40.4	20.4	10.8	36.1	
N of Valid	1875	1896	1793	1597	7161	
N of Miss	367	233	140	105	845	

Table 219: My family has clear rules about alcohol and drug use.

Response	6	8	10	12	Total	
NO!	4.0	4.0	5.3	4.1	4.3	
no	5.1	10.5	11.6	14.0	10.1	
yes	14.8	26.0	36.7	40.4	29.0	
YES!	76.0	59.6	46.4	41.5	56.5	
N of Valid	1866	1893	1797	1598	7154	
N of Miss	376	236	136	104	852	

Table 220: If you carried a handgun without your parents' permission, would you be caught by your parents?

Response	6	8	10	12	Total	
NO!	6.6	7.7	9.2	11.3	8.6	
no	3.0	8.8	16.9	23.8	12.6	
yes	13.4	22.2	27.2	27.8	22.4	
YES!	76.9	61.4	46.8	37.1	56.4	
N of Valid	1860	1887	1792	1586	7125	
N of Miss	382	242	141	116	881	

Table 221: If you skipped school would you be caught by your parents?

Response	6	8	10	12	Total	
NO!	5.9	8.1	10.2	12.9	9.1	
no	4.2	12.0	19.3	30.5	15.9	
yes	14.6	23.6	31.9	30.0	24.8	
YES!	75.3	56.3	38.7	26.6	50.2	
N of Valid	1860	1889	1792	1592	7133	
N of Miss	382	240	141	110	873	

Table 222: Do you feel very close to your mother?

Response	6	8	10	12	Total	
NO!	4.3	9.5	10.0	8.9	8.1	
no	4.7	9.8	13.6	11.9	9.9	
yes	17.3	27.0	32.2	35.7	27.7	
YES!	73.8	53.7	44.2	43.5	54.3	
N of Valid	1852	1882	1786	1584	7104	
N of Miss	390	247	147	118	902	

Table 223: Do you share your thoughts and feelings with your mother?

Response	6	8	10	12	Total	
NO!	9.2	14.0	14.0	12.3	12.4	
no	13.6	22.4	26.1	23.8	21.4	
yes	24.9	27.9	31.0	35.2	29.6	
YES!	52.3	35.6	28.8	28.7	36.7	
N of Valid	1850	1875	1783	1591	7099	
N of Miss	392	254	150	111	907	

Table 224: My parents ask me what I think before most family decisions affecting me are made.

Response	6	8	10	12	Total	
NO!	11.1	14.5	14.9	13.8	13.6	
no	16.8	23.5	27.4	26.2	23.4	
yes	31.2	33.5	37.7	39.4	35.3	
YES!	40.9	28.5	19.9	20.6	27.7	
N of Valid	1823	1875	1787	1589	7074	
N of Miss	419	254	146	113	932	

Table 225: Do you share your thoughts and feelings with your father?

Response	6	8	10	12	Total	
NO!	19.1	25.3	23.5	24.2	23.0	
no	18.8	25.5	30.4	27.4	25.4	
yes	25.5	24.6	29.4	30.8	27.4	
YES!	36.6	24.7	16.7	17.5	24.2	
N of Valid	1833	1873	1778	1585	7069	
N of Miss	409	256	155	117	937	

Table 226: Do you enjoy spending time with your mother?

Response	6	8	10	12	Total
NO!	3.8	7.0	7.9	6.9	6.4
no	3.5	8.3	10.3	9.2	7.7
yes	23.7	36.8	44.1	48.2	37.8
YES!	69.0	47.9	37.7	35.6	48.1
N of Valid	1851	1877	1784	1588	7100
N of Miss	391	252	149	114	906

Table 227: Do you enjoy spending time with your father?

Response	6	8	10	12	Total
NO!	9.0	12.1	14.0	12.0	11.8
no	3.9	8.9	11.2	13.0	9.1
yes	21.6	31.8	41.0	44.7	34.4
YES!	65.5	47.2	33.8	30.4	44.8
N of Valid	1819	1856	1773	1580	7028
N of Miss	423	273	160	122	978

Table 228: If I had a personal problem, I could ask my mom or dad for help.

Response	6	8	10	12	Total
NO!	6.8	10.6	10.3	9.1	9.2
no	5.8	11.3	14.4	12.6	10.9
yes	21.8	30.7	36.5	40.6	32.1
YES!	65.6	47.4	38.9	37.7	47.8
N of Valid	1841	1864	1783	1591	7079
N of Miss	401	265	150	111	927

Table 229: Do you feel very close to your father?

Response	6	8	10	12	Total	
NO!	10.5	16.2	16.8	17.0	15.0	
no	8.3	14.4	20.3	21.0	15.8	
yes	19.8	26.1	31.5	33.7	27.6	
YES!	61.4	43.3	31.4	28.3	41.6	
N of Valid	1814	1855	1769	1574	7012	
N of Miss	428	274	164	128	994	

Table 230: My parents give me lots of chances to do fun things with them.

Response	6	8	10	12	Total	
NO!	4.9	9.7	9.8	11.0	8.8	
no	10.4	17.5	23.8	27.5	19.5	
yes	26.2	33.3	38.9	38.8	34.1	
YES!	58.5	39.6	27.5	22.7	37.7	
N of Valid	1835	1872	1784	1583	7074	
N of Miss	407	257	149	119	932	

Table 231: My parents ask if I've gotten my homework done.

Response	6	8	10	12	Total	
NO!	2.9	6.1	7.8	12.0	7.0	
no	3.4	8.0	12.6	21.8	11.1	
yes	18.5	29.3	37.5	37.2	30.4	
YES!	75.2	56.6	42.0	29.0	51.6	
N of Valid	1833	1865	1785	1584	7067	
N of Miss	409	264	148	118	939	

Table 232: People in my family have serious arguments.

Response	6	8	10	12	Total	
NO!	39.8	26.2	20.3	20.1	26.8	
no	34.2	42.9	46.2	47.9	42.6	
yes	14.1	17.9	22.2	22.1	19.0	
YES!	12.0	13.0	11.3	9.9	11.6	
N of Valid	1806	1852	1776	1581	7015	
N of Miss	436	277	157	121	991	

Table 233: Would your parents know if you did not come home on time?

Response	6	8	10	12	Total	
NO!	3.5	5.7	5.5	6.4	5.2	
no	5.3	11.3	11.9	15.0	10.7	
yes	21.0	31.7	37.5	41.7	32.7	
YES!	70.2	51.2	45.1	36.8	51.4	
N of Valid	1823	1848	1778	1583	7032	
N of Miss	419	281	155	119	974	

Table 234: It is important to be honest with your parents, even if they become upset or you get punished.

Response	6	8	10	12	Total	
NO!	3.2	6.3	6.4	6.1	5.5	
no	3.4	8.3	12.2	13.9	9.3	
yes	18.2	33.1	40.9	46.1	34.2	
YES!	75.2	52.2	40.5	33.8	51.1	
N of Valid	1820	1857	1776	1581	7034	
N of Miss	422	272	157	121	972	

Table 235: My parents notice when I am doing a good job and let me know about it.

Response	6	8	10	12	Total	
Never or Almost Never	5.3	9.5	8.5	9.0	8.0	
Sometimes	17.3	25.6	30.6	30.5	25.8	
Often	28.5	30.8	30.6	34.3	30.9	
All the time	49.0	34.2	30.3	26.2	35.2	
N of Valid	1814	1851	1779	1586	7030	
N of Miss	428	278	154	116	976	

Table 236: How often do your parents tell you they're proud of you for something you've done?

Response	6	8	10	12	Total	
Never or Almost Never	4.9	9.2	10.5	10.0	8.6	
Sometimes	15.7	23.6	27.0	29.7	23.8	
Often	30.5	31.2	34.5	33.8	32.5	
All the time	48.9	36.0	28.0	26.5	35.2	
N of Valid	1809	1837	1773	1584	7003	
N of Miss	433	292	160	118	1003	

Table 237: How many brothers and sisters, including stepbrothers and stepsisters, do you have that are younger than you?

Response	6	8	10	12	Total	
0	34.9	30.1	31.5	32.9	32.3	
1	29.0	31.0	29.6	30.5	30.0	
2	17.3	19.4	16.6	18.6	18.0	
3	8.8	9.3	10.1	8.1	9.1	
4	4.4	4.0	5.8	4.4	4.6	
5	2.3	2.6	2.6	2.3	2.4	
6 or more	3.3	3.6	3.9	3.3	3.5	
N of Valid	1802	1837	1779	1586	7004	
N of Miss	440	292	154	116	1002	

Table 238: How many brothers and sisters, including stepbrothers and stepsisters, do you have that are older than you?

Response	6	8	10	12	Total
0	30.1	33.9	33.4	36.4	33.4
1	29.1	26.7	26.6	27.1	27.4
2	17.4	17.1	16.9	17.8	17.3
3	9.8	10.1	11.4	8.4	10.0
4	5.2	4.8	5.3	4.4	4.9
5	3.5	2.8	2.2	2.5	2.8
6 or more	4.8	4.8	4.1	3.5	4.3
N of Valid	1818	1847	1783	1590	7038
N of Miss	424	282	150	112	968

Table 239: Have you changed homes in the past year (the last 12 months)?

Response	6	8	10	12	Total
No	71.8	72.4	76.2	79.7	74.8
Yes	28.2	27.6	23.8	20.3	25.2
N of Valid	1801	1841	1782	1584	7008
N of Miss	441	288	151	118	998

Table 240: How many times have you changed homes since kindergarten?

Response	6	8	10	12	Total
Never	33.3	28.0	25.7	25.6	28.2
1 or 2 times	33.9	32.4	33.1	32.5	33.0
3 or 4 times	17.2	18.9	20.5	19.9	19.1
5 or 6 times	7.5	9.6	9.9	10.3	9.3
7 or more times	8.1	11.0	10.8	11.8	10.4
N of Valid	1785	1828	1777	1581	6971
N of Miss	457	301	156	121	1035

Table 241: Have you changed schools (including changing from elementary to middle and middle to high school) in the past year?

Response	6	8	10	12	Total
No	60.9	55.4	59.0	82.5	63.9
Yes	39.1	44.6	41.0	17.5	36.1
N of Valid	1773	1817	1775	1576	6941
N of Miss	469	312	158	126	1065

Table 242: How many times have you changed schools since kindergarten (including changing from elementary to middle and middle to high school)?

Response	6	8	10	12	Total
Never	26.1	19.6	17.4	20.8	21.0
1 or 2 times	45.7	32.3	21.8	18.6	30.0
3 or 4 times	17.6	29.8	35.4	33.9	29.0
5 or 6 times	6.0	10.5	16.2	16.5	12.2
7 or more times	4.6	7.7	9.1	10.1	7.8
N of Valid	1787	1820	1774	1579	6960
N of Miss	455	309	159	123	1046

Table 243: Has anyone in your family ever had severe alcohol or drug problems?

Response	6	8	10	12	Total
No	73.3	64.7	58.2	54.1	62.8
Yes	26.7	35.3	41.8	45.9	37.2
N of Valid	1758	1806	1758	1570	6892
N of Miss	484	323	175	132	1114

Table 244: About how many adults (over 21) have you known personally who in the past year have: used marijuana, crack, cocaine, or other drugs?






Response	6	8	10	12	Total	
0	76.3	66.1	52.6	42.0	59.8	
1	12.5	15.0	17.0	17.7	15.5	
2	5.1	7.1	10.8	12.6	8.8	
3-4	2.9	4.7	8.4	11.5	6.7	
5+	3.3	7.1	11.3	16.2	9.3	
N of Valid	1778	1822	1775	1577	6952	
N of Miss	464	307	158	125	1054	

Table 245: About how many adults (over 21) have you known personally who in the past year have: sold or dealt drugs?






Response	6	8	10	12	Total	
0	88.8	78.3	69.8	59.6	74.5	
1	7.2	10.4	12.4	13.5	10.8	
2	1.4	5.0	6.4	10.5	5.7	
3-4	1.2	2.2	4.4	7.4	3.7	
5+	1.4	4.1	7.0	9.0	5.3	
N of Valid	1771	1819	1771	1574	6935	
N of Miss	471	310	162	128	1071	

Table 246: About how many adults (over 21) have you known personally who in the past year have: done other things that could get them in trouble with the police, like stealing, selling stolen goods, mugging or assaulting others, etc.?






Response	6	8	10	12	Total	
0	83.1	71.5	63.5	60.1	69.8	
1	10.8	13.9	14.7	12.5	13.0	
2	2.5	5.7	7.8	9.8	6.3	
3-4	1.7	3.3	5.6	6.8	4.3	
5+	2.0	5.7	8.4	10.8	6.6	
N of Valid	1775	1819	1773	1569	6936	
N of Miss	467	310	160	133	1070	

Table 247: About how many adults (over 21) have you known personally who in the past year have: gotten drunk or high?

Response	6	8	10	12	Total	
0	61.0	44.0	29.6	21.3	39.5	
1	20.8	20.0	18.6	15.8	18.9	
2	7.2	10.6	12.1	12.8	10.6	
3-4	4.1	8.3	13.1	12.5	9.4	
5+	6.8	17.2	26.5	37.6	21.5	
N of Valid	1773	1824	1772	1571	6940	
N of Miss	469	305	161	131	1066	

Table 248: How honest were you in filling out this survey?

Response	6	8	10	12	Total	
I was very honest	88.1	82.1	81.4	83.2	83.7	
I was honest pretty much of the time	10.4	15.5	15.4	13.9	13.8	
I was honest some of the time	1.2	1.9	2.4	2.5	1.9	
I was honest once in a while	0.4	0.5	0.9	0.4	0.6	
I was not honest at all	0.0	0.0	0.0	0.0	0.0	
N of Valid	1794	1831	1775	1587	6987	
N of Miss	448	298	158	115	1019	