

2008 APNA

Arkansas Prevention Needs Assessment Student Survey



Region 9 Frequency Distribution Report

Office of Alcohol and Drug Abuse Prevention
Division of Behavioral Health Services
Arkansas Department of Human Services
March 2009

Contents

1 INTRODUCTION	12
2 PERCENTAGE TABLES	17

List of Tables

1 Sex	18
2 Age	18
3 Are you Hispanic or Latino?	18
4 What is your race? Black or African American	19
5 What is your race? Asian	19
6 What is your race? American Indian	19
7 What is your race? Alaska Native	19
8 What is your race? White	20
9 What is your race? Native Hawaiian or Other Pacific Islander	20
10 What is your race? Other	20
11 What is the highest level of schooling completed by your mother or father?	21
12 Think of where you live most of the time. Which of the following people live there with you? Mother	21
13 Think of where you live most of the time. Which of the following people live there with you? Stepmother	21
14 Think of where you live most of the time. Which of the following people live there with you? Foster Mother	22
15 Think of where you live most of the time. Which of the following people live there with you? Grandmother	22
16 Think of where you live most of the time. Which of the following people live there with you? Aunt	22
17 Think of where you live most of the time. Which of the following people live there with you? Father	22

18	Think of where you live most of the time. Which of the following people live there with you? Stepfather	23
19	Think of where you live most of the time. Which of the following people live there with you? Foster Father	23
20	Think of where you live most of the time. Which of the following people live there with you? Grandfather	23
21	Think of where you live most of the time. Which of the following people live there with you? Uncle	23
22	Think of where you live most of the time. Which of the following people live there with you? Other Adults	24
23	Think of where you live most of the time. Which of the following people live there with you? Brother(s)	24
24	Think of where you live most of the time. Which of the following people live there with you? Stepbrother(s)	24
25	Think of where you live most of the time. Which of the following people live there with you? Sister(s)	24
26	Think of where you live most of the time. Which of the following people live there with you? Stepsister(s)	25
27	Think of where you live most of the time. Which of the following people live there with you? Other Children	25
28	In my school, students have lots of chances to help decide things like class activities and rules.	25
29	Teachers ask me to work on special classroom projects.	26
30	My teacher(s) notices when I am doing a good job and lets me know about it.	26
31	There are lots of chances for students in my school to get involved in sports, clubs, and other school activities outside of class.	26
32	There are lots of chances for students in my school to talk with a teacher one-on-one.	27

33	I feel safe at my school.	27
34	The school lets my parents know when I have done something well.	27
35	My teachers praise me when I work hard in school.	28
36	Are your school grades better than the grades of most students in your class?	28
37	I have lots of chances to be part of class discussions or activities.	28
38	Now thinking back over the past year in school, how often did you: enjoy being in school?	29
39	Now thinking back over the past year in school, how often did you: hate being in school?	29
40	Now thinking back over the past year in school, how often did you: try to do your best work in school?	29
41	How often do you feel that the school work you are assigned is meaningful and important?	30
42	Putting them all together, what were your grades like last year?	30
43	How important do you think the things you are learning in school are going to be for your later life?	30
44	How interesting are most of your courses to you?	31
45	During the LAST FOUR WEEKS how many whole days of school have you missed because you skipped or 'cut'?	31
46	Think of your four best friends (the friends you feel closest to). In the past year (12 months), how many of your best friends have: participated in clubs, organizations or activities at school?	31
47	Think of your four best friends (the friends you feel closest to). In the past year (12 months), how many of your best friends have: smoked cigarettes?	32

48	Think of your four best friends (the friends you feel closest to). In the past year (12 months), how many of your best friends have: tried beer, wine or hard liquor (for example, vodka, whiskey, or gin) when their parents didn't know about it?	32
49	Think of your four best friends (the friends you feel closest to). In the past year (12 months), how many of your best friends have: made a commitment to stay drug-free?	32
50	Think of your four best friends (the friends you feel closest to). In the past year (12 months), how many of your best friends have: used marijuana?	33
51	Think of your four best friends (the friends you feel closest to). In the past year (12 months), how many of your best friends have: tried to do well in school?	33
52	Think of your four best friends (the friends you feel closest to). In the past year (12 months), how many of your best friends have: used LSD, cocaine, amphetamines, or other illegal drugs?	33
53	Think of your four best friends (the friends you feel closest to). In the past year (12 months), how many of your best friends have: been suspended from school?	34
54	Think of your four best friends (the friends you feel closest to). In the past year (12 months), how many of your best friends have: liked school?	34
55	Think of your four best friends (the friends you feel closest to). In the past year (12 months), how many of your best friends have: carried a handgun?	34
56	Think of your four best friends (the friends you feel closest to). In the past year (12 months), how many of your best friends have: sold illegal drugs?	35
57	Think of your four best friends (the friends you feel closest to). In the past year (12 months), how many of your best friends have: regularly attended religious services?	35

58	Think of your four best friends (the friends you feel closest to). In the past year (12 months), how many of your best friends have: stolen or tried to steal a motor vehicle such as a car or motorcycle?	35
59	Think of your four best friends (the friends you feel closest to). In the past year (12 months), how many of your best friends have: been arrested?	36
60	Think of your four best friends (the friends you feel closest to). In the past year (12 months), how many of your best friends have: dropped out of school?	36
61	Think of your four best friends (the friends you feel closest to). In the past year (12 months), how many of your best friends have: been members of a gang?	36
62	What are the chances you would be seen as cool if you: smoked cigarettes?	37
63	What are the chances you would be seen as cool if you: worked hard at school?	37
64	What are the chances you would be seen as cool if you: began drinking alcoholic beverages regularly, that is, at least once or twice a month?	37
65	What are the chances you would be seen as cool if you: defended someone who was being verbally abused at school?	38
66	What are the chances you would be seen as cool if you: smoked marijuana?	38
67	What are the chances you would be seen as cool if you: carried a handgun?	38
68	What are the chances you would be seen as cool if you: regularly volunteered to do community service?	39
69	How old were you when you first: smoked marijuana?	39
70	How old were you when you first: smoked a cigarette, even just a puff?	40

71	How old were you when you first: had more than a sip or two of beer, wine or hard liquor (for example, vodka, whiskey, or gin)?	40
72	How old were you when you first: began drinking alcoholic beverages regularly, that is, at least once or twice a month?	41
73	How old were you when you first: used phenoxydine (pox, px, breeze)?	41
74	How old were you when you first: got suspended from school?	42
75	How old were you when you first: got arrested?	42
76	How old were you when you first: carried a handgun?	43
77	How old were you when you first: attacked someone with the idea of seriously hurting them?	43
78	How old were you when you first: belonged to a gang?	44
79	How wrong do you think it is for someone your age to: take a handgun to school?	44
80	How wrong do you think it is for someone your age to: steal anything worth more than \$5?	44
81	How wrong do you think it is for someone your age to: pick a fight with someone?	45
82	How wrong do you think it is for someone your age to: attack someone with the idea of seriously hurting them?	45
83	How wrong do you think it is for someone your age to: stay away from school all day when their parents think they are at school?	45
84	How wrong do you think it is for someone your age to: drink beer, wine or hard liquor (for example, vodka, whiskey, or gin) regularly?	46
85	How wrong do you think it is for someone your age to: smoke cigarettes?	46

86	How wrong do you think it is for someone your age to: smoke marijuana?	46
87	How wrong do you think it is for someone your age to: use LSD, cocaine, amphetamines or another illegal drug?	47
88	At school during the past 12 months, did you receive help from the resource teacher, speech therapist or other special education teacher?	47
89	How many times have you done the following things? done what feels good no matter what.	47
90	How many times have you done the following things? done something dangerous because someone dared you to do it.	48
91	How many times have you done the following things? done crazy things even if they are a little dangerous.	48
92	How many times in the past year (12 months) have you: been suspended from school?	49
93	How many times in the past year (12 months) have you: carried a handgun?	49
94	How many times in the past year (12 months) have you: sold illegal drugs?	50
95	How many times in the past year (12 months) have you: stolen or tried to steal a motor vehicle such as a car or motorcycle?	50
96	How many times in the past year (12 months) have you: participated in clubs, organizations or activities at school?	51
97	How many times in the past year (12 months) have you: been arrested?	51
98	How many times in the past year (12 months) have you: done extra work on your own for school?	52
99	How many times in the past year (12 months) have you: attacked someone with the idea of seriously hurting them?	52

100	How many times in the past year (12 months) have you: been drunk or high at school?	53
101	How many times in the past year (12 months) have you: volunteered to do community service?	53
102	How many times in the past year (12 months) have you: taken a handgun to school?	54
103	Are you currently on probation, or assigned a probation officer with Juvenile Court?	54
104	Have you ever belonged to a gang?	54
105	If you have ever belonged to a gang, did that gang have a name?	55
106	You're looking at CD's in a music store with a friend. You look up and see her slip a CD under her coat. She smiles and says 'Which one do you want? Go ahead, take it while nobody's around.' There is nobody in sight, no employees and no other customers. What would you do now?	55
107	You are visiting another part of town, and you don't know any of the people your age there. You are walking down the street, and some teenager you don't know is walking toward you. He is about your size, and as he is about to pass you, he deliberately bumps into you and you almost lose your balance. What would you say or do?	55
108	You are at a party at someone's house, and one of your friends offers you a drink containing alcohol. What would you say or do?	56
109	It's 8:00 on a weeknight and you are about to go over to a friend's home when your mother asks you where you are going. You say 'Oh, just going to go hang out with some friends.' She says, 'No, you'll just get into trouble if you go out. Stay home tonight.' What would you do now?	56
110	How often do you attend religious services or activities?	56
111	I do the opposite of what people tell me, just to get them mad.	57
112	I like to see how much I can get away with.	57

113	I ignore rules that get in my way.	57
114	I think sometimes it's okay to cheat at school.	58
115	It is important to think before you act.	58
116	Sometimes I think that life is not worth it.	58
117	At times I think I am no good at all.	59
118	All in all, I am inclined to think that I am a failure.	59
119	In the past year, have you felt depressed or sad MOST days, even if you felt okay sometimes?	59
120	It is all right to beat up people if they start the fight.	60
121	I think it is okay to take something without asking if you can get away with it.	60
122	Sometimes we don't know what we will do as adults, but we may have an idea. Please answer how true these statements may be for you. WHEN I AM AN ADULT I WILL: smoke cigarettes.	60
123	Sometimes we don't know what we will do as adults, but we may have an idea. Please answer how true these statements may be for you. WHEN I AM AN ADULT I WILL: drink beer, wine, or liquor.	61
124	Sometimes we don't know what we will do as adults, but we may have an idea. Please answer how true these statements may be for you. WHEN I AM AN ADULT I WILL: smoke marijuana.	61
125	Sometimes we don't know what we will do as adults, but we may have an idea. Please answer how true these statements may be for you. WHEN I AM AN ADULT I WILL: use LSD, cocaine, amphetamines or another illegal drug.	61
126	How much do you think people risk harming themselves (physically or in other ways) if they: smoked one or more packs of cigarettes per day?	62

127	How much do you think people risk harming themselves (physically or in other ways) if they: try marijuana once or twice?	62
128	How much do you think people risk harming themselves (physically or in other ways) if they: smoke marijuana regularly?	62
129	How much do you think people risk harming themselves (physically or in other ways) if they: take one or two drinks of an alcoholic beverage (beer, wine, liquor) nearly every day?	63
130	How much do you think people risk harming themselves (physically or in other ways) if they: have five or more drinks once or twice each weekend?	63
131	On how many occasions have you had alcoholic beverages (beer, wine or hard liquor) to drink in your lifetime - more than just a few sips?	63
132	On how many occasions have you had beer, wine or hard liquor to drink during the past 30 days?	64
133	On how many occasions have you used marijuana (grass, pot) or hashish (hash, hash oil) in your lifetime?	64
134	On how many occasions have you used marijuana (grass, pot) or hashish (hash, hash oil) during the past 30 days?	65
135	On how many occasions have you used LSD or other psychedelics in your lifetime?	65
136	On how many occasions have you used LSD or other psychedelics during the past 30 days?	66
137	On how many occasions have you used cocaine or crack in your lifetime?	66
138	On how many occasions have you used cocaine or crack during the past 30 days?	67
139	On how many occasions have you sniffed glue, breathed the contents of an aerosol spray can, or inhaled other gases or sprays, in order to get high in your lifetime?	67

140	On how many occasions have you sniffed glue, breathed the contents of an aerosol spray can, or inhaled other gases or sprays, in order to get high during the past 30 days?	68
141	On how many occasions have you used phenoxydine (pox, px, breeze) in your lifetime?	68
142	On how many occasions have you used phenoxydine (pox, px, breeze) during the past 30 days?	69
143	On how many occasions have you used sedatives (tranquilizers, such as Valium or Xanax, barbiturates, or sleeping pills) without a doctor telling you to take them, in your lifetime?	69
144	On how many occasions have you used sedatives (tranquilizers, such as Valium or Xanax, barbiturates, or sleeping pills) without a doctor telling you to take them, during the past 30 days?	70
145	On how many occasions have you used Methamphetamines (meth, speed, crank, crystal meth) in your lifetime?	70
146	On how many occasions have you used Methamphetamines (meth, speed, crank, crystal meth) in the past 30 days?	71
147	On how many occasions have you used stimulants, other than Methamphetamines (such as amphetamines, Ritalin or Dexedrine) without a doctor telling you to take them, in your lifetime?	71
148	On how many occasions have you used stimulants, other than Methamphetamines (such as amphetamines, Ritalin or Dexedrine) without a doctor telling you to take them, during the past 30 days?	72
149	On how many occasions have you used heroin or other opiates in your lifetime?	72
150	On how many occasions have you used heroin or other opiates during the past 30 days?	73
151	On how many occasions have you used MDMA ('X', 'E', or ecstasy) in your lifetime?	73

152	On how many occasions have you used MDMA ('X', 'E', or ecstasy) during the past 30 days?	74
153	On how many occasions have you taken prescription drugs (such as Valium, Xanax, Ritalin, Adderall, OxyContin, Darvocet, or sleeping pills) on your own-that is, without a doctor telling you to take them in your lifetime?	74
154	On how many occasions have you taken prescription drugs (such as Valium, Xanax, Ritalin, Adderall, OxyContin, Darvocet, or sleeping pills) on your own-that is, without a doctor telling you to take them during the past 30 days?	75
155	On how many occasions have you taken non-prescription medicines such as diet pills (for example, Dietac, Dexatrim or Prolamine), stay-awake pills (for example No-Doz, Vivarin, or Wake), or cough or cold medicines (robos, DXM, etc.) to get high in your lifetime?	75
156	On how many occasions have you taken non-prescription medicines such as diet pills (for example, Dietac, Dexatrim or Prolamine), stay-awake pills (for example No-Doz, Vivarin, or Wake), or cough or cold medicines (robos, DXM, etc.) to get high during the past 30 days?	76
157	On how many occasions have you been drunk or very high from drinking alcoholic beverages during the past 30 days?	76
158	Think back over the last two weeks. How many times have you had five or more alcoholic drinks in a row?	77
159	Have you ever used smokeless tobacco (chew, snuff, plug, dipping tobacco, or chewing tobacco)?	77
160	How often have you taken smokeless tobacco during the past 30 days?	77
161	Have you ever smoked cigarettes?	78
162	How frequently have you smoked cigarettes during the past 30 days?	78

163	During the last month, about how many marijuana cigarettes, or the equivalent, did you smoke a day, on the average?	79
164	If you drank alcohol (not just a sip or taste) in the past year, how did you usually get it?	79
165	If you drank alcohol (not just a sip or taste) in the past year, where did you usually drink it?	80
166	If you smoked cigarettes (not just a puff or drag) in the past year, how did you usually get them?	81
167	If you smoked cigarettes (not just a puff or drag) in the past year, where did you usually smoke them?	82
168	During the past 30 days, how many times did you ride in a car or other vehicle driven by someone who had been drinking alcohol?	82
169	During the past 30 days, how many times did you drive a car or other vehicle when you had been drinking alcohol?	83
170	How wrong would most adults (over 21) in your neighborhood think it is for kids your age: to use marijuana?	83
171	How wrong would most adults (over 21) in your neighborhood think it is for kids your age: to drink alcohol?	83
172	How wrong would most adults (over 21) in your neighborhood think it is for kids your age: to smoke cigarettes?	84
173	How much do each of the following statements describe your neighborhood? crime and/or drug selling	84
174	How much do each of the following statements describe your neighborhood? fights	84
175	How much do each of the following statements describe your neighborhood? lots of empty or abandoned buildings	85
176	How much do each of the following statements describe your neighborhood? lots of graffiti	85
177	If I had to move, I would miss the neighborhood I now live in.	85

178	My neighbors notice when I am doing a good job and let me know about it.	86
179	I like my neighborhood.	86
180	There are lots of adults in my neighborhood I could talk to about something important.	86
181	I'd like to get out of my neighborhood.	87
182	There are people in my neighborhood who are proud of me when I do something well.	87
183	There are people in my neighborhood who encourage me to do my best.	87
184	I feel safe in my neighborhood.	88
185	Which of the following activities for people your age are available in your community? sports teams?	88
186	Which of the following activities for people your age are available in your community? scouting?	88
187	Which of the following activities for people your age are available in your community? boys and girls clubs?	89
188	Which of the following activities for people your age are available in your community? 4-H clubs?	89
189	Which of the following activities for people your age are available in your community? service clubs?	89
190	If a kid smoked marijuana in your neighborhood would he or she be caught by the police?	90
191	If a kid drank some beer, wine or hard liquor (for example, vodka, whiskey, or gin) in your neighborhood would he or she be caught by the police?	90
192	If a kid carried a handgun in your neighborhood would he or she be caught by the police?	90

193	If you wanted to get some cigarettes, how easy would it be for you to get some?	91
194	If you wanted to get some beer, wine or hard liquor (for example, vodka, whiskey, or gin), how easy would it be for you to get some?	91
195	If you wanted to get a drug like cocaine, LSD, or amphetamines, how easy would it be for you to get some?	91
196	If you wanted to get a handgun, how easy would it be for you to get one?	92
197	If you wanted to get some marijuana, how easy would it be for you to get some?	92
198	During the past 12 months, have you participated in any alcohol prevention programs or seen any alcohol prevention messages in your school or community? Yes, a school-based program focused on preventing underage drinking and/or drinking and driving.	92
199	During the past 12 months, have you participated in any alcohol prevention programs or seen any alcohol prevention messages in your school or community? Yes, a community-based program focused on preventing underage drinking and/or drinking and driving (for example, through your church or temple or through youth groups like Boys and Girls Club or 4-H).	93
200	During the past 12 months, have you participated in any alcohol prevention programs or seen any alcohol prevention messages in your school or community? Yes, a media campaign addressing underage drinking and/or drinking and driving (for example, newspaper ads, posters, pamphlets, radio, TV).	93
201	During the past 12 months, have you participated in any alcohol prevention programs or seen any alcohol prevention messages in your school or community? No	93
202	How wrong do your parents feel it would be for YOU to: drink beer, wine or hard liquor (for example, vodka, whiskey or gin) regularly?	94
203	How wrong do your parents feel it would be for YOU to: smoke cigarettes?	94

204	How wrong do your parents feel it would be for YOU to: smoke marijuana?	94
205	How wrong do your parents feel it would be for YOU to: steal something worth more than \$5?	95
206	How wrong do your parents feel it would be for YOU to: draw graffiti, write things, or draw pictures on buildings or other property (without the owner's permission)?	95
207	How wrong do your parents feel it would be for YOU to: pick a fight with someone?	95
208	During the past 12 months, have you talked with at least one of your parents about the dangers of underage drinking and/or drinking and driving? By parents, we mean either your biological parents, adoptive parents, stepparents, or adult guardians - whether or not they live with you.	96
209	Have any of your brothers or sisters ever: drunk beer, wine or hard liquor (for example, vodka, whiskey or gin)?	96
210	Have any of your brothers or sisters ever: smoked marijuana?	96
211	Have any of your brothers or sisters ever: smoked cigarettes?	97
212	Have any of your brothers or sisters ever: taken a handgun to school?	97
213	Have any of your brothers or sisters ever: been suspended or expelled from school?	97
214	The rules in my family are clear.	98
215	People in my family often insult or yell at each other.	98
216	When I am not at home, one of my parents knows where I am and who I am with.	98
217	We argue about the same things in my family over and over.	99

218	If you drank some beer or wine or liquor (for example, vodka, whiskey, or gin) without your parents' permission, would you be caught by your parents?	99
219	My family has clear rules about alcohol and drug use.	99
220	If you carried a handgun without your parents' permission, would you be caught by your parents?	100
221	If you skipped school would you be caught by your parents?	100
222	Do you feel very close to your mother?	100
223	Do you share your thoughts and feelings with your mother?	101
224	My parents ask me what I think before most family decisions affecting me are made.	101
225	Do you share your thoughts and feelings with your father?	101
226	Do you enjoy spending time with your mother?	102
227	Do you enjoy spending time with your father?	102
228	If I had a personal problem, I could ask my mom or dad for help.	102
229	Do you feel very close to your father?	103
230	My parents give me lots of chances to do fun things with them.	103
231	My parents ask if I've gotten my homework done.	103
232	People in my family have serious arguments.	104
233	Would your parents know if you did not come home on time?	104
234	It is important to be honest with your parents, even if they become upset or you get punished.	104
235	My parents notice when I am doing a good job and let me know about it.	105

236	How often do your parents tell you they're proud of you for something you've done?	105
237	How many brothers and sisters, including stepbrothers and step-sisters, do you have that are younger than you?	105
238	How many brothers and sisters, including stepbrothers and step-sisters, do you have that are older than you?	106
239	Have you changed homes in the past year (the last 12 months)?	106
240	How many times have you changed homes since kindergarten? .	106
241	Have you changed schools (including changing from elementary to middle and middle to high school) in the past year?	107
242	How many times have you changed schools since kindergarten (including changing from elementary to middle and middle to high school)?	107
243	Has anyone in your family ever had severe alcohol or drug problems?	107
244	About how many adults (over 21) have you known personally who in the past year have: used marijuana, crack, cocaine, or other drugs?	108
245	About how many adults (over 21) have you known personally who in the past year have: sold or dealt drugs?	108
246	About how many adults (over 21) have you known personally who in the past year have: done other things that could get them in trouble with the police, like stealing, selling stolen goods, mugging or assaulting others, etc.?	108
247	About how many adults (over 21) have you known personally who in the past year have: gotten drunk or high?	109
248	How honest were you in filling out this survey?	109

List of Figures

1	Grade Chart	13
2	Gender Chart	14
3	Age Chart	15
4	Ethnic Origin Chart	16

1 INTRODUCTION

This report was generated from data collected on the *2008 Arkansas Prevention Needs Assessment Student Survey*. This report contains basic frequency tables of all data collected and graphs on the selected demographic variables of grade, gender, age and ethnic origin. The graph on ethnic origin is represented as a bar chart rather than as a pie chart. This is because students were allowed to mark more than one response for ethnic origin as opposed to being allowed to mark only one response. The bars represent the percent of students who marked each of the ethnic categories.

Questions regarding the information found in this report can be directed to:

Pride Surveys

160 Vanderbilt Court
Bowling Green, KY 42103
1-800-279-6361
www.pridesurveys.com

Grade Chart

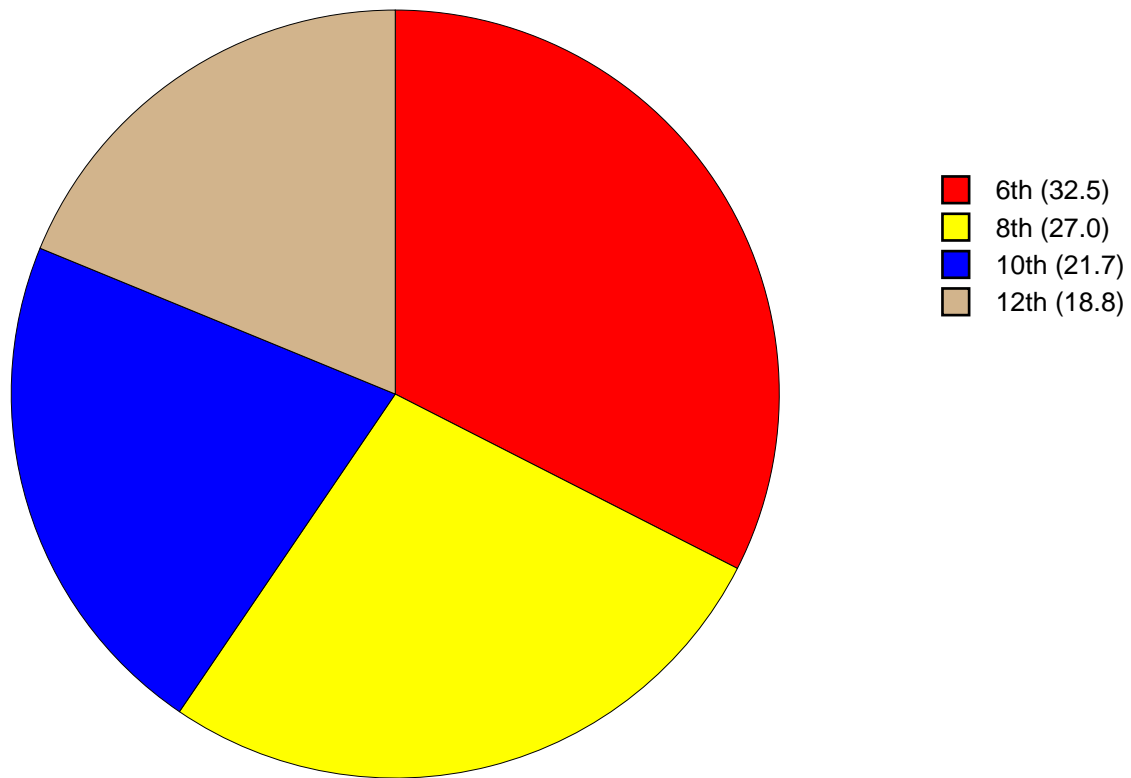


Figure 1: Grade Chart

Gender Chart

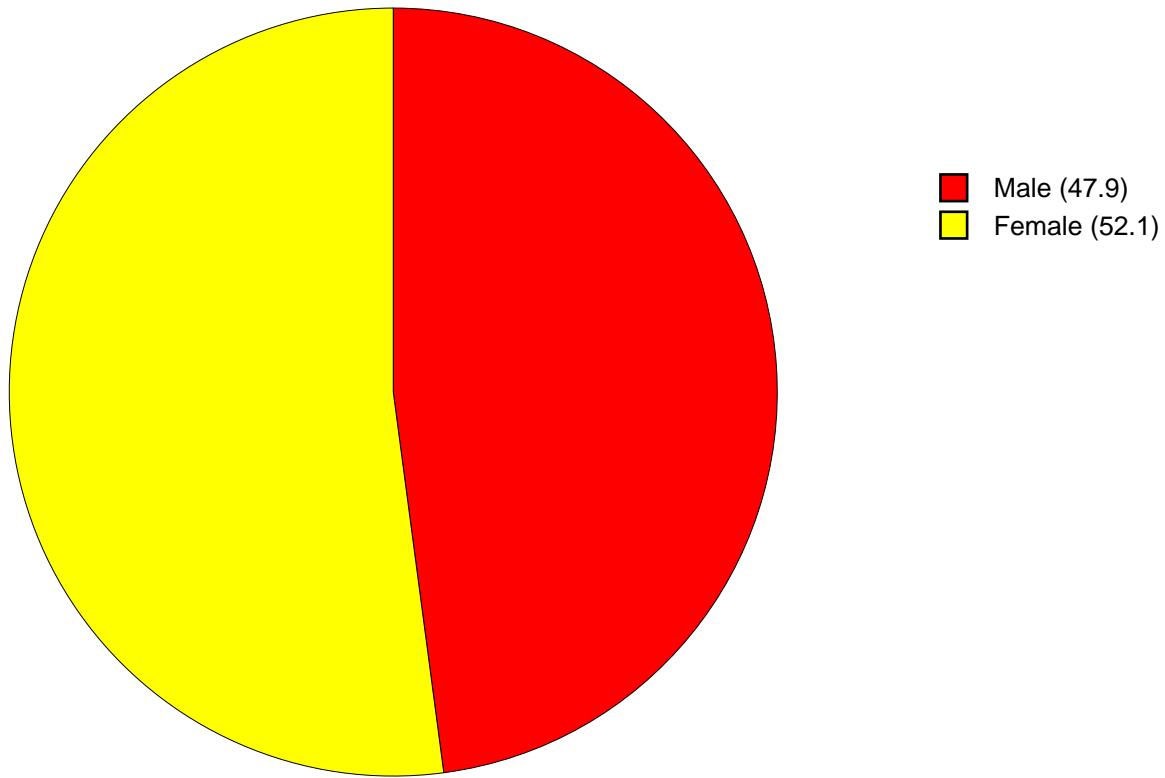


Figure 2: Gender Chart

Age Chart

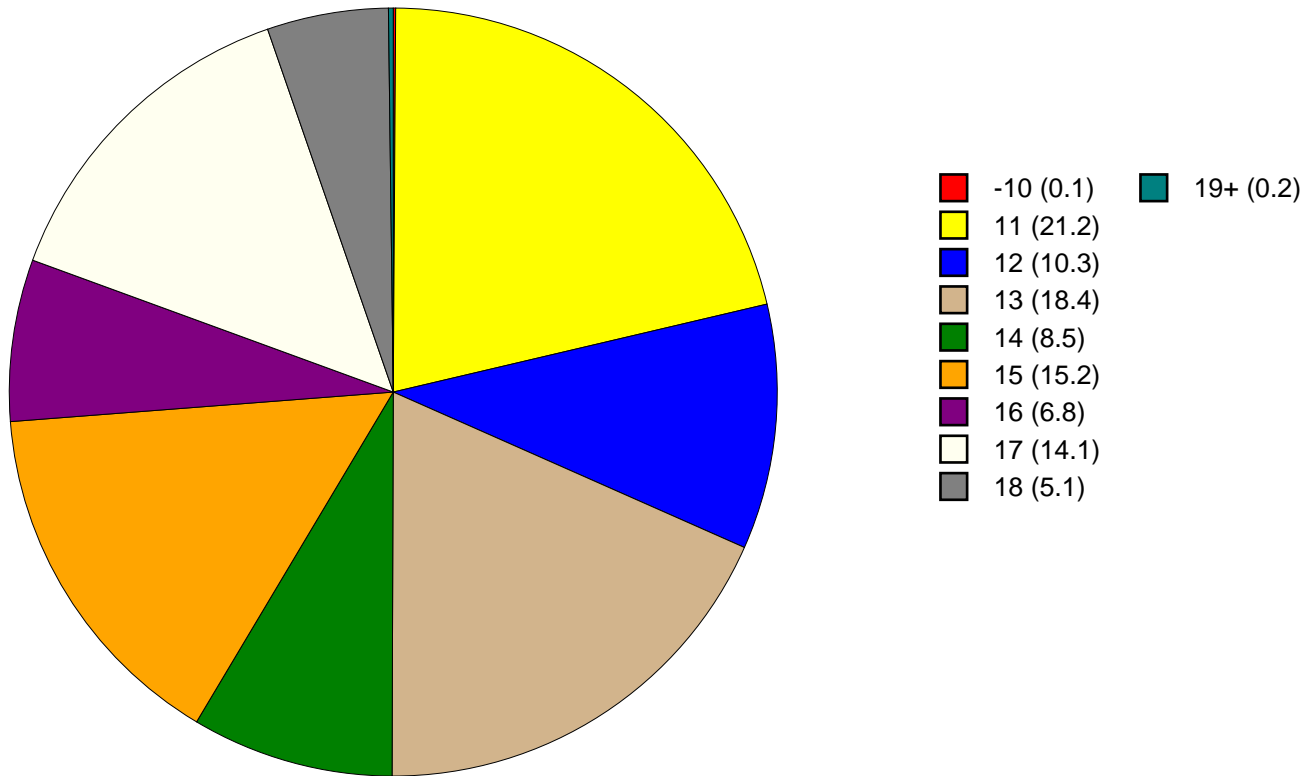


Figure 3: Age Chart

Ethnic Origin Chart

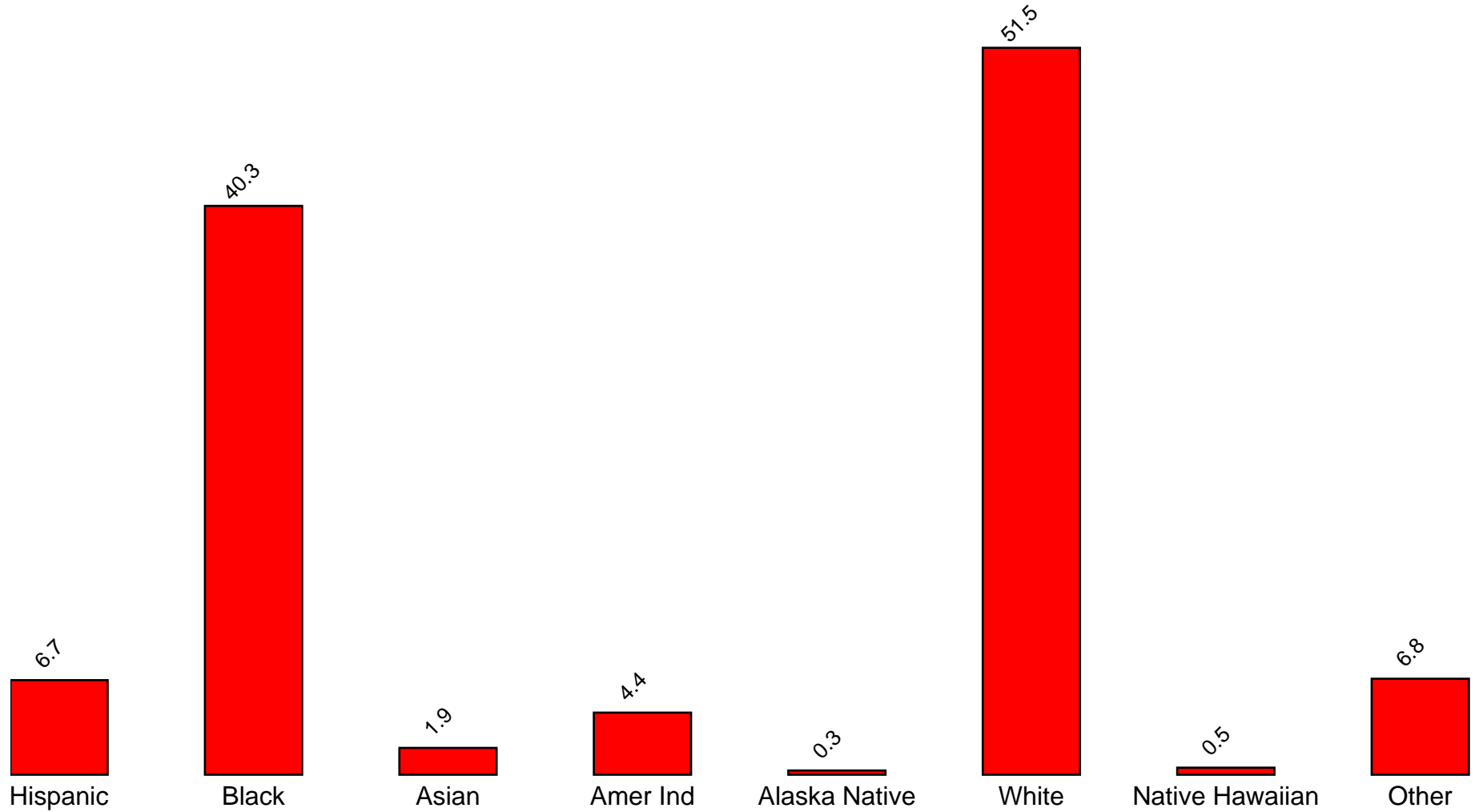


Figure 4: Ethnic Origin Chart

2 PERCENTAGE TABLES

The following tables contain frequency distribution detailing how your students responded to each question on the survey. The tables appear in the same order as the questions on the survey. The tables include breakdowns by grade level as well as overall percentages. The *N of Valid* row is a frequency count of the number of valid responses to each question for each grade and overall. The *N of Miss* row is a frequency count of the number of invalid (marked more than one response) or missing (i.e. did not respond) responses to each question for each grade and overall.

For the questions that allowed more than one response (i.e. race, live with, etc.) each response becomes a separate table. If a student did not mark the response, that was counted as a NO response, and if they did mark the response, that was counted as a YES response. Since a non response is a valid response for these questions, the *N of Miss* will always be zero for these questions.

Table 1: Sex

Response	6	8	10	12	Total
Male	49.2	49.6	45.3	46.2	47.9
Female	50.8	50.4	54.7	53.8	52.1
N of Valid	3723	3113	2512	2171	11519
N of Miss	83	51	37	32	203

Table 2: Age

Response	6	8	10	12	Total
10 or younger	0.4	0.0	0.0	0.0	0.1
11	65.4	0.0	0.0	0.0	21.2
12	31.3	0.5	0.0	0.0	10.3
13	2.7	65.1	0.0	0.0	18.4
14	0.1	30.8	0.6	0.0	8.5
15	0.0	3.4	65.5	0.0	15.2
16	0.0	0.2	30.6	0.8	6.8
17	0.0	0.0	3.2	71.3	14.1
18	0.0	0.0	0.2	26.8	5.1
19 or older	0.0	0.0	0.0	1.1	0.2
N of Valid	3789	3150	2538	2195	11672
N of Miss	17	14	11	8	50

Table 3: Are you Hispanic or Latino?

Response	6	8	10	12	Total
No	93.3	92.1	93.7	94.5	93.3
Yes	6.7	7.9	6.3	5.5	6.7
N of Valid	3569	3037	2477	2139	11222
N of Miss	237	127	72	64	500

Table 4: What is your race? Black or African American



Response	6	8	10	12	Total
No	59.9	57.3	62.0	60.1	59.7 
Yes	40.1	42.7	38.0	39.9	40.3 
N of Valid	3806	3164	2549	2203	11722
N of Miss	0	0	0	0	0

Table 5: What is your race? Asian



Response	6	8	10	12	Total
No	98.4	98.7	97.8	97.1	98.1 
Yes	1.6	1.3	2.2	2.9	1.9 
N of Valid	3806	3164	2549	2203	11722
N of Miss	0	0	0	0	0

Table 6: What is your race? American Indian



Response	6	8	10	12	Total
No	93.9	96.4	96.1	97.0	95.6 
Yes	6.1	3.6	3.9	3.0	4.4 
N of Valid	3806	3164	2549	2203	11722
N of Miss	0	0	0	0	0

Table 7: What is your race? Alaska Native



Response	6	8	10	12	Total
No	99.7	99.7	99.8	99.7	99.7 
Yes	0.3	0.3	0.2	0.3	0.3 
N of Valid	3806	3164	2549	2203	11722
N of Miss	0	0	0	0	0

Table 8: What is your race? White



Response	6	8	10	12	Total
No	48.6	52.0	45.4	46.8	48.5 
Yes	51.4	48.0	54.6	53.2	51.5 
N of Valid	3806	3164	2549	2203	11722
N of Miss	0	0	0	0	0

Table 9: What is your race? Native Hawaiian or Other Pacific Islander



Response	6	8	10	12	Total
No	99.4	99.6	99.5	99.6	99.5 
Yes	0.6	0.4	0.5	0.4	0.5 
N of Valid	3806	3164	2549	2203	11722
N of Miss	0	0	0	0	0

Table 10: What is your race? Other



Response	6	8	10	12	Total
No	93.0	92.2	93.2	94.9	93.2 
Yes	7.0	7.8	6.8	5.1	6.8 
N of Valid	3806	3164	2549	2203	11722
N of Miss	0	0	0	0	0

Table 11: What is the highest level of schooling completed by your mother or father?

Response	6	8	10	12	Total
Completed grade school or less	2.4	2.0	0.8	0.9	1.7
Some high school	3.9	6.3	9.3	12.0	7.3
Completed high school	12.7	16.2	16.2	20.3	15.9
Some college	13.9	16.5	19.2	21.3	17.2
Completed college	22.6	23.9	26.4	26.0	24.4
Graduate or professional school after college	10.9	10.8	14.0	12.6	11.9
Don't know	32.7	22.9	12.8	5.4	20.5
Does not apply	0.9	1.5	1.2	1.2	1.2
N of Valid	3636	3094	2507	2169	11406
N of Miss	170	70	42	34	316

Table 12: Think of where you live most of the time. Which of the following people live there with you? Mother

Response	6	8	10	12	Total
No	11.4	14.0	15.1	16.3	13.8
Yes	88.6	86.0	84.9	83.7	86.2
N of Valid	3806	3164	2549	2203	11722
N of Miss	0	0	0	0	0

Table 13: Think of where you live most of the time. Which of the following people live there with you? Stepmother

Response	6	8	10	12	Total
No	95.5	94.2	94.2	94.1	94.6
Yes	4.5	5.8	5.8	5.9	5.4
N of Valid	3806	3164	2549	2203	11722
N of Miss	0	0	0	0	0

Table 14: Think of where you live most of the time. Which of the following people live there with you? Foster Mother

Response	6	8	10	12	Total
No	99.5	99.5	99.4	99.6	99.5
Yes	0.5	0.5	0.6	0.4	0.5
N of Valid	3806	3164	2549	2203	11722
N of Miss	0	0	0	0	0

Table 15: Think of where you live most of the time. Which of the following people live there with you? Grandmother

Response	6	8	10	12	Total
No	89.1	89.5	91.4	91.7	90.2
Yes	10.9	10.5	8.6	8.3	9.8
N of Valid	3806	3164	2549	2203	11722
N of Miss	0	0	0	0	0

Table 16: Think of where you live most of the time. Which of the following people live there with you? Aunt

Response	6	8	10	12	Total
No	94.8	95.1	96.4	96.7	95.6
Yes	5.2	4.9	3.6	3.3	4.4
N of Valid	3806	3164	2549	2203	11722
N of Miss	0	0	0	0	0

Table 17: Think of where you live most of the time. Which of the following people live there with you? Father

Response	6	8	10	12	Total
No	47.5	51.9	50.6	47.6	49.4
Yes	52.5	48.1	49.4	52.4	50.6
N of Valid	3806	3164	2549	2203	11722
N of Miss	0	0	0	0	0

Table 18: Think of where you live most of the time. Which of the following people live there with you? Stepfather

Response	6	8	10	12	Total	
No	84.1	83.4	84.2	86.2	84.3	
Yes	15.9	16.6	15.8	13.8	15.7	
N of Valid	3806	3164	2549	2203	11722	
N of Miss	0	0	0	0	0	

Table 19: Think of where you live most of the time. Which of the following people live there with you? Foster Father

Response	6	8	10	12	Total	
No	99.8	99.7	99.6	99.9	99.7	
Yes	0.2	0.3	0.4	0.1	0.3	
N of Valid	3806	3164	2549	2203	11722	
N of Miss	0	0	0	0	0	

Table 20: Think of where you live most of the time. Which of the following people live there with you? Grandfather

Response	6	8	10	12	Total	
No	94.1	95.0	95.6	95.8	95.0	
Yes	5.9	5.0	4.4	4.2	5.0	
N of Valid	3806	3164	2549	2203	11722	
N of Miss	0	0	0	0	0	

Table 21: Think of where you live most of the time. Which of the following people live there with you? Uncle

Response	6	8	10	12	Total	
No	95.1	95.8	96.5	97.4	96.0	
Yes	4.9	4.2	3.5	2.6	4.0	
N of Valid	3806	3164	2549	2203	11722	
N of Miss	0	0	0	0	0	

Table 22: Think of where you live most of the time. Which of the following people live there with you? Other Adults

Response	6	8	10	12	Total	
No	97.6	97.4	97.4	97.8	97.5	
Yes	2.4	2.6	2.6	2.2	2.5	
N of Valid	3806	3164	2549	2203	11722	
N of Miss	0	0	0	0	0	

Table 23: Think of where you live most of the time. Which of the following people live there with you? Brother(s)

Response	6	8	10	12	Total	
No	54.7	55.8	58.8	62.9	57.4	
Yes	45.3	44.2	41.2	37.1	42.6	
N of Valid	3806	3164	2549	2203	11722	
N of Miss	0	0	0	0	0	

Table 24: Think of where you live most of the time. Which of the following people live there with you? Stepbrother(s)

Response	6	8	10	12	Total	
No	95.5	95.8	96.4	97.5	96.1	
Yes	4.5	4.2	3.6	2.5	3.9	
N of Valid	3806	3164	2549	2203	11722	
N of Miss	0	0	0	0	0	

Table 25: Think of where you live most of the time. Which of the following people live there with you? Sister(s)

Response	6	8	10	12	Total	
No	56.8	58.0	59.9	63.3	59.0	
Yes	43.2	42.0	40.1	36.7	41.0	
N of Valid	3806	3164	2549	2203	11722	
N of Miss	0	0	0	0	0	

Table 26: Think of where you live most of the time. Which of the following people live there with you? Stepsister(s)

Response	6	8	10	12	Total	
No	95.8	96.4	96.4	97.8	96.5	
Yes	4.2	3.6	3.6	2.2	3.5	
N of Valid	3806	3164	2549	2203	11722	
N of Miss	0	0	0	0	0	

Table 27: Think of where you live most of the time. Which of the following people live there with you? Other Children

Response	6	8	10	12	Total	
No	95.3	95.2	95.2	94.5	95.1	
Yes	4.7	4.8	4.8	5.5	4.9	
N of Valid	3806	3164	2549	2203	11722	
N of Miss	0	0	0	0	0	

Table 28: In my school, students have lots of chances to help decide things like class activities and rules.

Response	6	8	10	12	Total	
NO!	20.8	19.0	18.1	22.1	20.0	
no	34.8	35.5	37.7	38.3	36.3	
yes	35.8	38.0	36.4	31.5	35.7	
YES!	8.6	7.5	7.7	8.1	8.0	
N of Valid	3728	3120	2530	2181	11559	
N of Miss	78	44	19	22	163	

Table 29: Teachers ask me to work on special classroom projects.

Response	6	8	10	12	Total
NO!	12.7	10.9	11.0	9.5	11.2
no	32.9	37.3	42.7	37.4	37.1
yes	38.3	41.1	39.7	43.9	40.4
YES!	16.2	10.7	6.6	9.2	11.3
N of Valid	3743	3124	2531	2179	11577
N of Miss	63	40	18	24	145

Table 30: My teacher(s) notices when I am doing a good job and lets me know about it.

Response	6	8	10	12	Total
NO!	5.2	7.2	7.0	6.6	6.4
no	12.8	17.7	21.5	22.0	17.7
yes	46.2	47.0	53.0	52.6	49.1
YES!	35.9	28.0	18.5	18.8	26.8
N of Valid	3744	3127	2526	2176	11573
N of Miss	62	37	23	27	149

Table 31: There are lots of chances for students in my school to get involved in sports, clubs, and other school activities outside of class.

Response	6	8	10	12	Total
NO!	5.1	2.5	1.8	1.7	3.0
no	9.6	6.5	4.9	5.1	6.9
yes	38.4	35.9	35.9	37.7	37.1
YES!	46.8	55.1	57.4	55.5	53.0
N of Valid	3744	3135	2535	2178	11592
N of Miss	62	29	14	25	130

Table 32: There are lots of chances for students in my school to talk with a teacher one-on-one.

Response	6	8	10	12	Total
NO!	5.6	6.3	5.5	5.3	5.7
no	15.3	21.0	22.7	20.1	19.3
yes	45.7	46.4	50.7	51.7	48.1
YES!	33.5	26.3	21.2	22.8	26.9
N of Valid	3737	3120	2520	2174	11551
N of Miss	69	44	29	29	171

Table 33: I feel safe at my school.

Response	6	8	10	12	Total
NO!	9.9	12.8	12.2	10.6	11.3
no	13.5	18.4	19.9	19.0	17.3
yes	39.3	48.6	54.2	52.3	47.5
YES!	37.3	20.2	13.7	18.1	23.9
N of Valid	3731	3114	2517	2171	11533
N of Miss	75	50	32	32	189

Table 34: The school lets my parents know when I have done something well.

Response	6	8	10	12	Total
NO!	14.1	22.0	24.4	28.9	21.3
no	30.6	38.2	46.8	45.7	39.1
yes	34.6	27.8	23.3	20.5	27.6
YES!	20.6	12.0	5.5	4.9	12.0
N of Valid	3723	3116	2519	2163	11521
N of Miss	83	48	30	40	201

Table 35: My teachers praise me when I work hard in school.

Response	6	8	10	12	Total
NO!	14.6	16.7	15.4	14.7	15.4
no	28.0	34.0	40.3	38.1	34.2
yes	39.1	37.7	36.2	39.1	38.1
YES!	18.3	11.7	8.1	8.1	12.3
N of Valid	3697	3101	2518	2163	11479
N of Miss	109	63	31	40	243

Table 36: Are your school grades better than the grades of most students in your class?

Response	6	8	10	12	Total
NO!	9.4	7.0	7.6	4.6	7.5
no	28.9	29.7	31.5	26.6	29.3
yes	42.2	45.0	45.3	50.4	45.2
YES!	19.6	18.3	15.5	18.4	18.1
N of Valid	3682	3101	2515	2169	11467
N of Miss	124	63	34	34	255

Table 37: I have lots of chances to be part of class discussions or activities.

Response	6	8	10	12	Total
NO!	5.4	3.9	2.5	2.8	3.9
no	13.7	14.5	12.8	12.7	13.6
yes	48.3	53.4	58.9	60.0	54.2
YES!	32.6	28.1	25.8	24.5	28.4
N of Valid	3712	3102	2513	2163	11490
N of Miss	94	62	36	40	232

Table 38: Now thinking back over the past year in school, how often did you: enjoy being in school?

Response	6	8	10	12	Total	
Never	7.8	7.4	6.7	5.8	7.1	
Seldom	7.1	10.0	12.6	15.4	10.7	
Sometimes	40.1	42.2	42.3	41.7	41.4	
Often	22.9	25.8	27.7	26.9	25.5	
Almost always	22.1	14.7	10.7	10.2	15.4	
N of Valid	3722	3114	2529	2171	11536	
N of Miss	84	50	20	32	186	

Table 39: Now thinking back over the past year in school, how often did you: hate being in school?

Response	6	8	10	12	Total	
Never	20.8	10.0	6.8	6.1	12.0	
Seldom	21.8	25.3	25.2	22.7	23.7	
Sometimes	33.9	37.8	37.5	38.4	36.6	
Often	13.4	16.6	20.5	23.1	17.6	
Almost always	10.2	10.4	10.0	9.7	10.1	
N of Valid	3684	3105	2527	2166	11482	
N of Miss	122	59	22	37	240	

Table 40: Now thinking back over the past year in school, how often did you: try to do your best work in school?

Response	6	8	10	12	Total	
Never	0.5	0.8	1.2	0.8	0.8	
Seldom	0.9	2.1	3.0	2.5	2.0	
Sometimes	6.9	12.2	17.4	18.3	12.8	
Often	19.1	29.9	36.4	37.3	29.2	
Almost always	72.5	55.0	42.1	41.1	55.2	
N of Valid	3693	3090	2511	2163	11457	
N of Miss	113	74	38	40	265	

Table 41: How often do you feel that the school work you are assigned is meaningful and important?

Response	6	8	10	12	Total	
Never	5.1	5.6	5.9	7.0	5.8	
Seldom	9.3	15.5	21.6	22.8	16.2	
Sometimes	25.8	33.4	38.0	39.8	33.2	
Often	30.4	28.2	24.6	21.9	26.9	
Almost always	29.5	17.4	9.9	8.6	18.0	
N of Valid	3697	3101	2525	2158	11481	
N of Miss	109	63	24	45	241	

Table 42: Putting them all together, what were your grades like last year?

Response	6	8	10	12	Total	
Mostly F's	1.7	2.2	1.7	0.4	1.6	
Mostly D's	3.2	4.8	5.2	3.5	4.1	
Mostly C's	14.7	24.6	28.1	29.1	23.1	
Mostly B's	36.7	40.6	40.4	41.5	39.5	
Mostly A's	43.7	27.7	24.7	25.5	31.7	
N of Valid	3513	3019	2477	2134	11143	
N of Miss	293	145	72	69	579	

Table 43: How important do you think the things you are learning in school are going to be for your later life?

Response	6	8	10	12	Total	
Very important	59.6	40.3	24.4	18.5	39.0	
Quite important	22.1	28.4	26.1	25.7	25.3	
Fairly important	13.0	21.4	32.6	34.2	23.5	
Slightly important	3.9	8.2	14.0	17.9	9.9	
Not at all important	1.3	1.8	2.8	3.7	2.2	
N of Valid	3731	3112	2522	2163	11528	
N of Miss	75	52	27	40	194	

Table 44: How interesting are most of your courses to you?

Response	6	8	10	12	Total
Very interesting and stimulating	20.4	13.3	7.7	8.6	13.5
Quite interesting	34.1	27.8	24.4	24.4	28.4
Fairly interesting	28.8	36.0	42.3	38.7	35.6
Slightly dull	10.9	16.0	18.8	20.3	15.8
Very dull	5.9	6.9	6.8	8.0	6.8
N of Valid	3675	3100	2521	2167	11463
N of Miss	131	64	28	36	259

Table 45: During the LAST FOUR WEEKS how many whole days of school have you missed because you skipped or 'cut'?

Response	6	8	10	12	Total
None	79.4	78.7	71.9	59.6	73.8
1	7.9	8.0	10.6	14.4	9.7
2	5.2	4.7	6.2	7.2	5.7
3	3.3	3.9	4.3	7.9	4.6
4-5	3.0	2.8	4.4	6.4	3.9
6-10	0.6	0.8	1.4	2.7	1.3
11 or more	0.6	1.1	1.2	1.7	1.1
N of Valid	3591	3066	2510	2153	11320
N of Miss	215	98	39	50	402

Table 46: Think of your four best friends (the friends you feel closest to). In the past year (12 months), how many of your best friends have: participated in clubs, organizations or activities at school?

Response	6	8	10	12	Total
0	15.6	12.4	10.8	9.4	12.5
1	13.1	10.8	12.8	11.6	12.1
2	17.5	18.0	20.8	19.5	18.7
3	15.7	17.1	17.9	17.3	16.9
4	38.1	41.7	37.7	42.2	39.7
N of Valid	3649	3086	2507	2164	11406
N of Miss	157	78	42	39	316

Table 47: Think of your four best friends (the friends you feel closest to). In the past year (12 months), how many of your best friends have: smoked cigarettes?

Response	6	8	10	12	Total
0	90.7	70.7	53.4	47.1	68.8
1	5.3	13.8	16.0	16.6	12.1
2	2.0	7.0	11.6	13.0	7.5
3	1.0	3.3	7.0	9.2	4.5
4	1.1	5.2	12.0	14.0	7.0
N of Valid	3659	3077	2509	2157	11402
N of Miss	147	87	40	46	320

Table 48: Think of your four best friends (the friends you feel closest to). In the past year (12 months), how many of your best friends have: tried beer, wine or hard liquor (for example, vodka, whiskey, or gin) when their parents didn't know about it?

Response	6	8	10	12	Total
0	83.5	55.3	31.4	24.3	53.2
1	8.3	14.8	15.8	12.9	12.6
2	3.7	10.1	15.1	16.0	10.2
3	1.5	6.9	11.6	13.0	7.3
4	2.9	13.0	26.1	33.8	16.6
N of Valid	3665	3080	2510	2159	11414
N of Miss	141	84	39	44	308

Table 49: Think of your four best friends (the friends you feel closest to). In the past year (12 months), how many of your best friends have: made a commitment to stay drug-free?

Response	6	8	10	12	Total
0	10.4	20.1	26.2	31.1	20.4
1	5.6	9.5	15.9	19.3	11.5
2	5.5	8.9	14.0	12.9	9.7
3	7.7	12.7	11.4	10.1	10.3
4	70.8	48.7	32.4	26.6	48.1
N of Valid	3654	3075	2496	2150	11375
N of Miss	152	89	53	53	347

Table 50: Think of your four best friends (the friends you feel closest to). In the past year (12 months), how many of your best friends have: used marijuana?

Response	6	8	10	12	Total
0	94.6	74.4	53.2	41.3	69.9
1	2.6	10.5	14.9	17.6	10.3
2	1.1	5.1	9.6	12.0	6.1
3	0.7	3.2	8.2	10.5	4.9
4	1.0	6.8	14.2	18.6	8.8
N of Valid	3632	3070	2500	2155	11357
N of Miss	174	94	49	48	365

Table 51: Think of your four best friends (the friends you feel closest to). In the past year (12 months), how many of your best friends have: tried to do well in school?

Response	6	8	10	12	Total
0	3.0	3.8	3.3	3.2	3.3
1	3.4	5.0	5.3	5.3	4.6
2	7.3	10.5	13.5	14.5	10.9
3	16.4	18.6	21.5	21.9	19.1
4	69.9	62.0	56.4	55.2	62.1
N of Valid	3660	3082	2495	2151	11388
N of Miss	146	82	54	52	334

Table 52: Think of your four best friends (the friends you feel closest to). In the past year (12 months), how many of your best friends have: used LSD, cocaine, amphetamines, or other illegal drugs?

Response	6	8	10	12	Total
0	96.2	88.8	83.8	80.1	88.4
1	1.9	5.8	7.4	9.8	5.6
2	0.8	2.4	4.0	4.2	2.6
3	0.4	1.3	2.0	2.7	1.5
4	0.6	1.7	2.8	3.3	1.9
N of Valid	3653	3078	2505	2156	11392
N of Miss	153	86	44	47	330

Table 53: Think of your four best friends (the friends you feel closest to). In the past year (12 months), how many of your best friends have: been suspended from school?






Response	6	8	10	12	Total	
0	53.7	41.5	50.2	58.4	50.5	
1	20.5	19.6	19.3	17.2	19.4	
2	11.9	15.0	13.4	11.3	13.0	
3	5.1	8.1	6.7	5.8	6.4	
4	8.8	15.7	10.3	7.3	10.7	
N of Valid	3657	3080	2504	2156	11397	
N of Miss	149	84	45	47	325	

Table 54: Think of your four best friends (the friends you feel closest to). In the past year (12 months), how many of your best friends have: liked school?






Response	6	8	10	12	Total	
0	18.2	24.5	24.8	26.2	22.8	
1	12.1	13.4	13.5	13.6	13.0	
2	19.5	19.8	26.2	23.4	21.8	
3	20.2	18.2	15.9	15.8	17.9	
4	30.1	24.2	19.7	21.0	24.5	
N of Valid	3647	3071	2501	2152	11371	
N of Miss	159	93	48	51	351	

Table 55: Think of your four best friends (the friends you feel closest to). In the past year (12 months), how many of your best friends have: carried a handgun?






Response	6	8	10	12	Total	
0	93.2	88.3	87.4	85.1	89.1	
1	3.4	5.2	6.1	7.2	5.2	
2	1.2	2.5	2.8	3.3	2.3	
3	0.9	1.3	1.0	1.9	1.2	
4	1.2	2.6	2.8	2.4	2.2	
N of Valid	3653	3076	2508	2152	11389	
N of Miss	153	88	41	51	333	

Table 56: Think of your four best friends (the friends you feel closest to). In the past year (12 months), how many of your best friends have: sold illegal drugs?

Response	6	8	10	12	Total
0	97.1	87.9	78.1	73.1	85.9
1	1.7	6.2	9.8	12.1	6.7
2	0.5	2.5	4.9	6.9	3.2
3	0.2	1.2	2.2	3.0	1.4
4	0.5	2.2	5.0	4.8	2.8
N of Valid	3631	3061	2500	2150	11342
N of Miss	175	103	49	53	380

Table 57: Think of your four best friends (the friends you feel closest to). In the past year (12 months), how many of your best friends have: regularly attended religious services?

Response	6	8	10	12	Total
0	30.2	20.5	17.0	17.7	22.2
1	10.0	12.3	14.0	18.0	13.0
2	13.1	18.7	21.7	23.7	18.6
3	15.4	17.8	20.0	17.3	17.4
4	31.3	30.8	27.4	23.3	28.8
N of Valid	3515	3049	2494	2147	11205
N of Miss	291	115	55	56	517

Table 58: Think of your four best friends (the friends you feel closest to). In the past year (12 months), how many of your best friends have: stolen or tried to steal a motor vehicle such as a car or motorcycle?

Response	6	8	10	12	Total
0	95.4	90.9	89.3	91.1	92.0
1	2.8	4.7	5.6	5.1	4.4
2	0.7	2.4	2.5	1.9	1.8
3	0.4	0.7	1.2	0.7	0.7
4	0.6	1.3	1.5	1.1	1.1
N of Valid	3659	3082	2503	2156	11400
N of Miss	147	82	46	47	322

Table 59: Think of your four best friends (the friends you feel closest to). In the past year (12 months), how many of your best friends have: been arrested?

Response	6	8	10	12	Total
0	91.8	79.7	73.8	73.6	81.1
1	5.0	9.9	14.1	14.8	10.2
2	1.7	4.8	6.1	5.9	4.3
3	0.6	2.5	2.6	2.3	1.9
4	0.9	3.1	3.4	3.5	2.5
N of Valid	3649	3083	2501	2153	11386
N of Miss	157	81	48	50	336

Table 60: Think of your four best friends (the friends you feel closest to). In the past year (12 months), how many of your best friends have: dropped out of school?

Response	6	8	10	12	Total
0	94.2	93.2	88.1	80.4	90.0
1	3.9	4.2	7.9	13.0	6.6
2	1.2	1.2	2.1	3.6	1.9
3	0.2	0.6	0.9	1.4	0.7
4	0.5	0.8	1.1	1.6	0.9
N of Valid	3649	3083	2496	2153	11381
N of Miss	157	81	53	50	341

Table 61: Think of your four best friends (the friends you feel closest to). In the past year (12 months), how many of your best friends have: been members of a gang?

Response	6	8	10	12	Total
0	83.2	69.7	74.1	77.3	76.4
1	6.6	10.1	8.4	7.2	8.1
2	3.8	5.7	5.8	4.5	4.9
3	1.6	3.5	3.4	3.2	2.8
4	4.8	11.0	8.3	7.7	7.8
N of Valid	3651	3079	2500	2155	11385
N of Miss	155	85	49	48	337

Table 62: What are the chances you would be seen as cool if you: smoked cigarettes?

Response	6	8	10	12	Total	
No or very little chance	85.8	69.6	62.0	63.7	72.0	
Little chance	7.1	15.0	18.3	17.8	13.7	
Some chance	3.3	8.5	11.3	11.6	8.0	
Pretty good chance	1.8	4.2	5.3	4.1	3.7	
Very good chance	2.1	2.6	3.1	2.8	2.6	
N of Valid	3636	3063	2499	2144	11342	
N of Miss	170	101	50	59	380	

Table 63: What are the chances you would be seen as cool if you: worked hard at school?

Response	6	8	10	12	Total	
No or very little chance	9.2	12.3	12.5	11.8	11.3	
Little chance	7.5	13.6	16.6	14.7	12.5	
Some chance	14.5	20.4	25.7	27.3	21.0	
Pretty good chance	20.4	21.2	22.9	22.4	21.6	
Very good chance	48.4	32.4	22.4	23.8	33.7	
N of Valid	3649	3062	2500	2138	11349	
N of Miss	157	102	49	65	373	

Table 64: What are the chances you would be seen as cool if you: began drinking alcoholic beverages regularly, that is, at least once or twice a month?

Response	6	8	10	12	Total	
No or very little chance	84.0	60.1	42.2	39.6	60.0	
Little chance	7.2	16.4	18.8	16.2	13.9	
Some chance	3.6	10.9	17.5	21.7	12.1	
Pretty good chance	2.6	7.7	13.7	14.1	8.6	
Very good chance	2.5	4.8	7.7	8.4	5.4	
N of Valid	3644	3065	2497	2142	11348	
N of Miss	162	99	52	61	374	

Table 65: What are the chances you would be seen as cool if you: defended someone who was being verbally abused at school?

Response	6	8	10	12	Total
No or very little chance	20.6	16.9	12.9	13.8	16.6
Little chance	9.4	11.9	15.0	15.7	12.5
Some chance	15.2	18.7	25.1	25.7	20.3
Pretty good chance	19.0	22.8	25.5	24.7	22.5
Very good chance	35.8	29.7	21.6	20.1	28.1
N of Valid	3633	3072	2495	2138	11338
N of Miss	173	92	54	65	384

Table 66: What are the chances you would be seen as cool if you: smoked marijuana?

Response	6	8	10	12	Total
No or very little chance	90.2	70.7	50.5	49.6	68.5
Little chance	3.8	10.4	15.2	15.7	10.3
Some chance	2.2	6.8	13.9	15.8	8.6
Pretty good chance	1.5	5.4	10.9	9.5	6.1
Very good chance	2.4	6.7	9.5	9.4	6.5
N of Valid	3636	3067	2497	2139	11339
N of Miss	170	97	52	64	383

Table 67: What are the chances you would be seen as cool if you: carried a handgun?

Response	6	8	10	12	Total
No or very little chance	86.8	75.1	72.4	74.3	78.1
Little chance	5.7	8.6	10.7	11.0	8.6
Some chance	3.1	6.7	8.0	7.0	5.9
Pretty good chance	1.5	4.1	4.4	3.6	3.2
Very good chance	2.8	5.6	4.5	4.2	4.2
N of Valid	3631	3059	2497	2141	11328
N of Miss	175	105	52	62	394

Table 68: What are the chances you would be seen as cool if you: regularly volunteered to do community service?






Response	6	8	10	12	Total	
No or very little chance	28.1	34.6	30.4	25.6	29.9	
Little chance	14.1	18.5	22.2	21.5	18.5	
Some chance	18.3	20.4	23.3	25.5	21.4	
Pretty good chance	16.6	13.7	13.9	13.8	14.7	
Very good chance	22.9	12.8	10.2	13.5	15.6	
N of Valid	3622	3074	2503	2141	11340	
N of Miss	184	90	46	62	382	

Table 69: How old were you when you first: smoked marijuana?










Response	6	8	10	12	Total	
Never	98.2	88.1	70.8	59.1	82.2	
10 or younger	0.8	1.8	2.7	1.7	1.7	
11	0.6	2.0	2.5	1.6	1.6	
12	0.2	3.1	3.1	3.0	2.2	
13	0.0	3.8	5.6	4.8	3.1	
14	0.0	1.0	7.8	6.0	3.1	
15	0.0	0.1	6.6	7.6	2.9	
16	0.0	0.0	0.9	10.5	2.2	
17 or older	0.0	0.0	0.0	5.8	1.1	
N of Valid	3734	3114	2510	2142	11500	
N of Miss	72	50	39	61	222	

Table 70: How old were you when you first: smoked a cigarette, even just a puff?

Response	6	8	10	12	Total
Never	89.3	72.9	59.5	52.8	71.5
10 or younger	7.8	10.7	12.0	8.6	9.6
11	2.2	6.0	5.1	2.9	4.0
12	0.6	5.5	4.9	5.1	3.7
13	0.1	3.7	5.8	6.1	3.4
14	0.0	1.2	6.1	6.4	2.9
15	0.0	0.0	5.6	6.1	2.4
16	0.0	0.0	0.9	7.1	1.5
17 or older	0.1	0.0	0.0	4.9	1.0
N of Valid	3718	3100	2507	2144	11469
N of Miss	88	64	42	59	253

Table 71: How old were you when you first: had more than a sip or two of beer, wine or hard liquor (for example, vodka, whiskey, or gin)?

Response	6	8	10	12	Total
Never	76.4	51.4	33.8	26.7	51.0
10 or younger	15.4	15.7	13.3	9.9	14.0
11	6.5	8.1	5.1	3.3	6.1
12	1.2	10.7	6.4	5.1	5.6
13	0.2	11.7	11.7	8.8	7.4
14	0.0	2.0	14.6	10.7	5.8
15	0.0	0.3	12.5	12.6	5.2
16	0.0	0.0	2.3	14.3	3.2
17 or older	0.2	0.0	0.3	8.6	1.7
N of Valid	3704	3101	2510	2141	11456
N of Miss	102	63	39	62	266

Table 72: How old were you when you first: began drinking alcoholic beverages regularly, that is, at least once or twice a month?

Response	6	8	10	12	Total
Never	96.8	88.2	74.6	64.8	83.6
10 or younger	1.5	2.0	1.2	0.8	1.4
11	1.3	2.2	1.0	0.5	1.3
12	0.2	2.5	2.1	1.1	1.4
13	0.0	4.2	2.9	1.9	2.1
14	0.1	1.0	7.2	3.6	2.5
15	0.0	0.0	8.5	7.0	3.2
16	0.0	0.0	2.4	12.2	2.8
17 or older	0.1	0.0	0.2	8.1	1.6
N of Valid	3714	3102	2513	2143	11472
N of Miss	92	62	36	60	250

Table 73: How old were you when you first: used phenoxydine (pox, px, breeze)?

Response	6	8	10	12	Total
Never	100.0	100.0	100.0	100.0	100.0
10 or younger	0.0	0.0	0.0	0.0	0.0
11	0.0	0.0	0.0	0.0	0.0
12	0.0	0.0	0.0	0.0	0.0
13	0.0	0.0	0.0	0.0	0.0
14	0.0	0.0	0.0	0.0	0.0
15	0.0	0.0	0.0	0.0	0.0
16	0.0	0.0	0.0	0.0	0.0
17 or older	0.0	0.0	0.0	0.0	0.0
N of Valid	3624	3083	2499	2135	11341
N of Miss	182	81	50	68	381

Table 74: How old were you when you first: got suspended from school?










Response	6	8	10	12	Total	
Never	74.7	63.4	61.0	64.4	66.7	
10 or younger	17.0	13.1	12.1	8.9	13.3	
11	6.7	7.4	5.1	3.2	5.9	
12	1.2	7.3	5.0	4.0	4.2	
13	0.2	7.0	6.9	4.5	4.3	
14	0.1	1.7	5.0	4.6	2.4	
15	0.0	0.1	3.6	4.7	1.7	
16	0.0	0.0	1.4	4.0	1.0	
17 or older	0.1	0.1	0.0	1.6	0.3	
N of Valid	3697	3085	2497	2132	11411	
N of Miss	109	79	52	71	311	

Table 75: How old were you when you first: got arrested?










Response	6	8	10	12	Total	
Never	98.0	91.3	87.2	88.1	92.0	
10 or younger	0.9	1.2	0.6	0.2	0.8	
11	0.7	1.2	1.1	0.4	0.9	
12	0.3	1.8	1.6	0.9	1.1	
13	0.1	3.3	2.0	1.2	1.6	
14	0.0	1.1	3.4	1.5	1.3	
15	0.0	0.1	3.2	1.9	1.1	
16	0.0	0.0	1.0	2.9	0.7	
17 or older	0.0	0.0	0.0	3.0	0.6	
N of Valid	3693	3099	2504	2133	11429	
N of Miss	113	65	45	70	293	

Table 76: How old were you when you first: carried a handgun?










Response	6	8	10	12	Total	
Never	95.7	92.5	91.9	91.4	93.2	
10 or younger	2.0	2.1	1.1	0.8	1.6	
11	1.7	1.4	0.8	0.4	1.1	
12	0.5	1.4	0.8	0.7	0.8	
13	0.0	1.7	1.4	0.8	0.9	
14	0.0	0.6	1.6	0.9	0.7	
15	0.0	0.2	1.7	1.3	0.7	
16	0.0	0.0	0.6	2.0	0.5	
17 or older	0.1	0.0	0.1	1.6	0.3	
N of Valid	3677	3093	2491	2123	11384	
N of Miss	129	71	58	80	338	

Table 77: How old were you when you first: attacked someone with the idea of seriously hurting them?










Response	6	8	10	12	Total	
Never	82.0	74.3	72.2	74.4	76.4	
10 or younger	10.1	8.6	6.7	5.6	8.1	
11	6.2	4.4	2.6	1.8	4.1	
12	1.5	4.7	2.7	2.5	2.8	
13	0.2	6.0	5.4	2.8	3.4	
14	0.1	1.9	5.3	3.0	2.3	
15	0.0	0.2	3.9	3.9	1.6	
16	0.0	0.0	1.1	3.3	0.8	
17 or older	0.0	0.0	0.1	2.6	0.5	
N of Valid	3708	3099	2506	2132	11445	
N of Miss	98	65	43	71	277	

Table 78: How old were you when you first: belonged to a gang?

Response	6	8	10	12	Total
Never	95.1	89.4	90.2	91.2	91.7
10 or younger	2.1	2.5	2.2	2.0	2.2
11	2.2	1.6	0.8	0.7	1.4
12	0.5	2.0	1.6	0.9	1.2
13	0.1	3.2	1.6	1.1	1.4
14	0.0	1.1	1.3	1.3	0.8
15	0.0	0.2	1.9	1.3	0.7
16	0.0	0.0	0.4	1.0	0.3
17 or older	0.0	0.0	0.1	0.6	0.1
N of Valid	3709	3095	2511	2135	11450
N of Miss	97	69	38	68	272

Table 79: How wrong do you think it is for someone your age to: take a handgun to school?

Response	6	8	10	12	Total
Very wrong	91.5	86.1	85.6	89.8	88.4
Wrong	6.3	10.6	10.3	6.7	8.4
A little bit wrong	1.6	2.6	3.3	2.4	2.4
Not wrong at all	0.7	0.7	0.9	1.1	0.8
N of Valid	3738	3119	2514	2139	11510
N of Miss	68	45	35	64	212

Table 80: How wrong do you think it is for someone your age to: steal anything worth more than \$5?

Response	6	8	10	12	Total
Very wrong	65.3	54.3	50.5	56.8	57.5
Wrong	26.4	31.4	33.5	30.7	30.1
A little bit wrong	6.8	11.4	12.7	10.1	9.9
Not wrong at all	1.6	3.0	3.4	2.3	2.5
N of Valid	3723	3110	2504	2139	11476
N of Miss	83	54	45	64	246

Table 81: How wrong do you think it is for someone your age to: pick a fight with someone?

Response	6	8	10	12	Total
Very wrong	53.9	40.1	39.2	45.0	45.3
Wrong	29.4	32.5	34.8	34.3	32.3
A little bit wrong	13.2	20.5	20.7	17.1	17.5
Not wrong at all	3.4	6.8	5.3	3.6	4.8
N of Valid	3706	3101	2498	2128	11433
N of Miss	100	63	51	75	289

Table 82: How wrong do you think it is for someone your age to: attack someone with the idea of seriously hurting them?

Response	6	8	10	12	Total
Very wrong	79.4	64.8	59.3	63.4	68.1
Wrong	12.7	20.4	23.2	22.9	19.0
A little bit wrong	5.0	10.5	12.9	10.4	9.2
Not wrong at all	2.9	4.3	4.6	3.3	3.7
N of Valid	3711	3111	2509	2137	11468
N of Miss	95	53	40	66	254

Table 83: How wrong do you think it is for someone your age to: stay away from school all day when their parents think they are at school?

Response	6	8	10	12	Total
Very wrong	81.5	61.9	43.0	36.8	59.4
Wrong	13.4	23.3	31.8	31.4	23.5
A little bit wrong	3.6	11.0	19.9	25.2	13.2
Not wrong at all	1.5	3.8	5.3	6.6	3.9
N of Valid	3717	3115	2507	2133	11472
N of Miss	89	49	42	70	250

Table 84: How wrong do you think it is for someone your age to: drink beer, wine or hard liquor (for example, vodka, whiskey, or gin) regularly?

Response	6	8	10	12	Total	
Very wrong	85.8	63.2	42.6	37.9	61.3	
Wrong	8.0	18.9	23.7	24.1	17.4	
A little bit wrong	4.4	11.3	23.2	25.1	14.2	
Not wrong at all	1.7	6.6	10.5	12.9	7.1	
N of Valid	3717	3111	2509	2132	11469	
N of Miss	89	53	40	71	253	

Table 85: How wrong do you think it is for someone your age to: smoke cigarettes?

Response	6	8	10	12	Total	
Very wrong	87.6	72.3	54.6	46.5	68.6	
Wrong	8.4	15.6	22.4	23.0	16.1	
A little bit wrong	2.8	7.8	14.3	16.7	9.2	
Not wrong at all	1.1	4.3	8.7	13.9	6.0	
N of Valid	3722	3110	2508	2131	11471	
N of Miss	84	54	41	72	251	

Table 86: How wrong do you think it is for someone your age to: smoke marijuana?

Response	6	8	10	12	Total	
Very wrong	94.7	78.2	58.0	50.5	74.0	
Wrong	3.3	10.9	17.1	20.0	11.5	
A little bit wrong	1.0	5.8	13.2	15.2	7.6	
Not wrong at all	0.9	5.2	11.7	14.3	6.9	
N of Valid	3714	3105	2503	2133	11455	
N of Miss	92	59	46	70	267	

Table 87: How wrong do you think it is for someone your age to: use LSD, cocaine, amphetamines or another illegal drug?

Response	6	8	10	12	Total
Very wrong	97.2	92.2	87.8	86.6	91.8
Wrong	1.8	5.1	7.2	8.4	5.1
A little bit wrong	0.3	1.5	2.8	3.3	1.7
Not wrong at all	0.7	1.1	2.2	1.6	1.3
N of Valid	3706	3113	2504	2134	11457
N of Miss	100	51	45	69	265

Table 88: At school during the past 12 months, did you receive help from the resource teacher, speech therapist or other special education teacher?

Response	6	8	10	12	Total
No	78.6	86.0	91.7	92.0	86.1
Yes	21.4	14.0	8.3	8.0	13.9
N of Valid	3169	2719	2300	1947	10135
N of Miss	637	445	249	256	1587

Table 89: How many times have you done the following things? done what feels good no matter what.

Response	6	8	10	12	Total
Never	37.6	28.3	22.7	19.2	28.3
I've done it, but not in the past year	18.4	17.2	14.5	12.0	16.0
Less than once a month	7.4	10.1	12.8	13.6	10.5
About once a month	5.6	7.8	11.2	12.5	8.7
2 or 3 times a month	9.3	11.2	13.4	15.4	11.9
Once a week or more	21.7	25.3	25.4	27.4	24.6
N of Valid	3638	3062	2480	2118	11298
N of Miss	168	102	69	85	424

Table 90: How many times have you done the following things? done something dangerous because someone dared you to do it.

Response	6	8	10	12	Total	
Never	69.6	53.6	47.6	49.2	56.7	
I've done it, but not in the past year	17.9	22.1	25.3	24.9	22.0	
Less than once a month	4.5	9.1	11.3	11.6	8.6	
About once a month	2.4	5.7	7.3	7.2	5.3	
2 or 3 times a month	2.8	4.8	4.9	4.3	4.0	
Once a week or more	2.9	4.7	3.7	2.7	3.5	
N of Valid	3700	3093	2488	2122	11403	
N of Miss	106	71	61	81	319	

Table 91: How many times have you done the following things? done crazy things even if they are a little dangerous.

Response	6	8	10	12	Total	
Never	54.9	36.8	29.2	30.5	39.8	
I've done it, but not in the past year	23.1	23.8	23.9	22.4	23.4	
Less than once a month	6.7	11.1	14.2	16.3	11.3	
About once a month	4.1	7.8	10.9	12.0	8.0	
2 or 3 times a month	4.1	8.0	10.8	10.5	7.8	
Once a week or more	7.2	12.6	11.0	8.3	9.7	
N of Valid	3690	3094	2486	2124	11394	
N of Miss	116	70	63	79	328	

Table 92: How many times in the past year (12 months) have you: been suspended from school?

Response	6	8	10	12	Total	
Never	80.5	73.5	78.3	83.7	78.7	
1 to 2 times	13.9	18.7	15.1	13.0	15.3	
3 to 5 times	3.5	4.9	3.9	2.3	3.7	
6 to 9 times	1.2	1.4	1.1	0.5	1.1	
10 to 19 times	0.5	0.7	1.0	0.1	0.6	
20 to 29 times	0.2	0.3	0.2	0.2	0.2	
30 to 39 times	0.1	0.1	0.1	0.0	0.1	
40+ times	0.2	0.4	0.3	0.2	0.3	
N of Valid	3728	3107	2503	2131	11469	
N of Miss	78	57	46	72	253	

Table 93: How many times in the past year (12 months) have you: carried a handgun?

Response	6	8	10	12	Total	
Never	96.0	93.8	93.1	92.9	94.2	
1 to 2 times	2.3	3.0	2.9	3.2	2.8	
3 to 5 times	0.6	1.0	1.2	1.2	0.9	
6 to 9 times	0.5	0.8	0.6	0.8	0.6	
10 to 19 times	0.2	0.6	0.7	0.5	0.5	
20 to 29 times	0.1	0.2	0.2	0.4	0.2	
30 to 39 times	0.0	0.1	0.1	0.2	0.1	
40+ times	0.3	0.5	1.3	0.9	0.7	
N of Valid	3717	3099	2504	2127	11447	
N of Miss	89	65	45	76	275	

Table 94: How many times in the past year (12 months) have you: sold illegal drugs?

Response	6	8	10	12	Total	
Never	99.5	97.0	91.5	90.8	95.5	
1 to 2 times	0.3	1.2	2.7	3.1	1.6	
3 to 5 times	0.1	0.5	1.6	1.5	0.8	
6 to 9 times	0.0	0.4	0.9	1.2	0.5	
10 to 19 times	0.0	0.2	0.8	0.9	0.4	
20 to 29 times	0.0	0.1	0.7	0.4	0.3	
30 to 39 times	0.0	0.0	0.3	0.3	0.1	
40+ times	0.0	0.5	1.5	1.7	0.8	
N of Valid	3655	3076	2491	2121	11343	
N of Miss	151	88	58	82	379	

Table 95: How many times in the past year (12 months) have you: stolen or tried to steal a motor vehicle such as a car or motorcycle?

Response	6	8	10	12	Total	
Never	98.5	97.3	95.5	97.5	97.3	
1 to 2 times	1.2	1.7	2.6	1.5	1.7	
3 to 5 times	0.1	0.4	0.9	0.4	0.4	
6 to 9 times	0.1	0.1	0.6	0.0	0.2	
10 to 19 times	0.1	0.2	0.3	0.2	0.2	
20 to 29 times	0.0	0.1	0.0	0.3	0.1	
30 to 39 times	0.0	0.0	0.0	0.0	0.0	
40+ times	0.1	0.1	0.1	0.1	0.1	
N of Valid	3715	3103	2497	2123	11438	
N of Miss	91	61	52	80	284	

Table 96: How many times in the past year (12 months) have you: participated in clubs, organizations or activities at school?









Response	6	8	10	12	Total	
Never	25.2	22.1	20.9	17.1	21.9	
1 to 2 times	28.5	24.1	22.4	16.5	23.7	
3 to 5 times	15.9	18.9	14.6	12.7	15.8	
6 to 9 times	8.9	9.5	9.0	10.2	9.3	
10 to 19 times	6.7	6.6	8.1	11.0	7.7	
20 to 29 times	3.0	4.2	4.6	7.3	4.5	
30 to 39 times	1.7	2.0	3.4	2.8	2.4	
40+ times	10.0	12.6	17.1	22.4	14.6	
N of Valid	3694	3091	2496	2118	11399	
N of Miss	112	73	53	85	323	

Table 97: How many times in the past year (12 months) have you: been arrested?








Response	6	8	10	12	Total	
Never	97.8	92.5	90.0	91.8	93.5	
1 to 2 times	1.8	5.4	7.1	6.5	4.8	
3 to 5 times	0.2	1.2	1.4	1.1	0.9	
6 to 9 times	0.1	0.5	0.9	0.4	0.4	
10 to 19 times	0.0	0.2	0.2	0.1	0.1	
20 to 29 times	0.0	0.1	0.1	0.0	0.1	
30 to 39 times	0.0	0.1	0.0	0.1	0.0	
40+ times	0.0	0.1	0.2	0.0	0.1	
N of Valid	3710	3093	2498	2122	11423	
N of Miss	96	71	51	81	299	

Table 98: How many times in the past year (12 months) have you: done extra work on your own for school?

Response	6	8	10	12	Total	
Never	26.3	31.3	28.6	25.0	27.9	
1 to 2 times	27.2	23.3	22.8	21.4	24.1	
3 to 5 times	16.5	15.3	16.0	15.9	16.0	
6 to 9 times	8.9	10.7	11.2	11.7	10.4	
10 to 19 times	6.3	6.7	8.9	10.6	7.8	
20 to 29 times	3.6	4.0	4.3	5.0	4.1	
30 to 39 times	1.6	1.6	1.8	2.9	1.9	
40+ times	9.7	7.2	6.3	7.5	7.9	
N of Valid	3671	3085	2490	2114	11360	
N of Miss	135	79	59	89	362	

Table 99: How many times in the past year (12 months) have you: attacked someone with the idea of seriously hurting them?

Response	6	8	10	12	Total	
Never	84.6	78.8	79.9	84.3	81.9	
1 to 2 times	9.4	13.2	12.5	9.8	11.2	
3 to 5 times	2.7	3.6	3.5	3.0	3.2	
6 to 9 times	1.3	1.6	1.6	1.2	1.4	
10 to 19 times	0.6	0.9	1.0	0.6	0.8	
20 to 29 times	0.3	0.5	0.6	0.6	0.5	
30 to 39 times	0.2	0.3	0.2	0.2	0.2	
40+ times	0.8	1.2	0.7	0.4	0.8	
N of Valid	3713	3095	2496	2123	11427	
N of Miss	93	69	53	80	295	

Table 100: How many times in the past year (12 months) have you: been drunk or high at school?


Response	6	8	10	12	Total	
Never	98.2	90.5	82.6	79.8	89.3	
1 to 2 times	1.1	4.6	7.4	8.2	4.8	
3 to 5 times	0.4	1.6	2.8	3.2	1.8	
6 to 9 times	0.2	1.3	2.4	2.2	1.3	
10 to 19 times	0.1	0.5	1.4	1.9	0.8	
20 to 29 times	0.0	0.5	0.8	0.9	0.5	
30 to 39 times	0.0	0.3	0.4	0.8	0.3	
40+ times	0.1	0.6	2.2	2.9	1.2	
N of Valid	3699	3100	2499	2123	11421	
N of Miss	107	64	50	80	301	

Table 101: How many times in the past year (12 months) have you: volunteered to do community service?

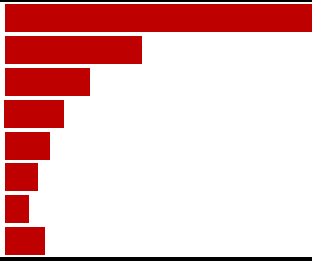
Response	6	8	10	12	Total	
Never	51.5	54.2	46.9	38.7	48.9	
1 to 2 times	22.8	19.7	19.0	16.7	20.0	
3 to 5 times	10.6	10.5	11.6	14.0	11.4	
6 to 9 times	5.7	6.2	7.5	10.3	7.1	
10 to 19 times	3.3	3.2	6.1	7.8	4.7	
20 to 29 times	2.1	1.6	3.7	4.4	2.7	
30 to 39 times	0.7	1.2	1.4	2.2	1.3	
40+ times	3.3	3.4	3.9	5.9	3.9	
N of Valid	3677	3091	2493	2119	11380	
N of Miss	129	73	56	84	342	

Table 102: How many times in the past year (12 months) have you: taken a handgun to school?

Response	6	8	10	12	Total
Never	99.6	99.0	98.4	98.7	99.0
1 to 2 times	0.2	0.5	0.8	0.6	0.5
3 to 5 times	0.1	0.2	0.2	0.3	0.2
6 to 9 times	0.0	0.1	0.1	0.2	0.1
10 to 19 times	0.0	0.1	0.2	0.0	0.1
20 to 29 times	0.1	0.0	0.1	0.0	0.0
30 to 39 times	0.0	0.0	0.0	0.0	0.0
40+ times	0.0	0.2	0.2	0.2	0.1
N of Valid	3694	3102	2496	2117	11409
N of Miss	112	62	53	86	313

Table 103: Are you currently on probation, or assigned a probation officer with Juvenile Court?

Response	6	8	10	12	Total
No	98.0	94.9	93.1	94.9	95.5
Yes	2.0	5.1	6.9	5.1	4.5
N of Valid	3646	3078	2491	2120	11335
N of Miss	160	86	58	83	387

Table 104: Have you ever belonged to a gang?

Response	6	8	10	12	Total
No	91.0	84.3	86.9	88.6	87.8
No, but would like to	1.3	2.8	2.0	1.5	1.9
Yes, in the past	4.7	5.0	3.7	2.8	4.2
Yes, belong now	2.5	6.9	6.7	6.7	5.4
Yes, but would like to get out	0.5	1.0	0.6	0.4	0.7
N of Valid	3677	3078	2490	2120	11365
N of Miss	129	86	59	83	357

Table 105: If you have ever belonged to a gang, did that gang have a name?

Response	6	8	10	12	Total
No	7.4	6.4	7.2	9.4	7.5
Yes	7.8	13.2	11.2	10.1	10.4
I have never belonged to a gang	84.7	80.4	81.6	80.5	82.1
N of Valid	3632	3058	2460	2094	11244
N of Miss	174	106	89	109	478

Table 106: You're looking at CD's in a music store with a friend. You look up and see her slip a CD under her coat. She smiles and says 'Which one do you want? Go ahead, take it while nobody's around.' There is nobody in sight, no employees and no other customers. What would you do now?

Response	6	8	10	12	Total
Ignore her	16.6	19.4	22.1	27.8	20.6
Grab a CD and leave the store	3.4	10.4	13.7	11.8	9.1
Tell her to put the CD back	57.8	39.1	30.0	29.1	41.4
Act like it is a joke, and ask her to put the CD back	22.2	31.0	34.2	31.3	28.9
N of Valid	3690	3074	2457	2086	11307
N of Miss	116	90	92	117	415

Table 107: You are visiting another part of town, and you don't know any of the people your age there. You are walking down the street, and some teenager you don't know is walking toward you. He is about your size, and as he is about to pass you, he deliberately bumps into you and you almost lose your balance. What would you say or do?

Response	6	8	10	12	Total
Push the person back	16.4	20.9	17.2	14.4	17.4
Say 'Excuse me' and keep on walking	51.8	40.3	43.4	45.6	45.7
Say 'Watch where you are going' and keep on walking	26.1	27.3	27.7	28.5	27.2
Swear at the person and walk away	5.7	11.5	11.7	11.5	9.7
N of Valid	3646	3047	2437	2073	11203
N of Miss	160	117	112	130	519

Table 108: You are at a party at someone's house, and one of your friends offers you a drink containing alcohol. What would you say or do?

Response	6	8	10	12	Total
Drink it	4.6	20.6	35.2	42.5	22.6
Tell your friend, 'No thanks, I don't drink' and suggest that you and your friend go and do something else	46.8	34.9	26.2	20.1	34.2
Just say, 'No thanks' and walk away	31.8	31.7	31.2	33.0	31.9
Make up a good excuse, tell your friend you had something else to do, and leave	16.8	12.8	7.5	4.4	11.4
N of Valid	3663	3053	2445	2079	11240
N of Miss	143	111	104	124	482

Table 109: It's 8:00 on a weeknight and you are about to go over to a friend's home when your mother asks you where you are going. You say 'Oh, just going to go hang out with some friends.' She says, 'No, you'll just get into trouble if you go out. Stay home tonight.' What would you do now?

Response	6	8	10	12	Total
Leave the house anyway	4.7	7.8	7.0	9.0	6.8
Explain what you are going to do with your friends, tell her when you will get home, and ask if you can go out	50.9	61.0	69.7	69.0	61.1
Not say anything and start watching TV	40.2	23.7	14.4	12.9	25.0
Get into an argument with her	4.3	7.4	8.8	9.1	7.0
N of Valid	3648	3050	2435	2069	11202
N of Miss	158	114	114	134	520

Table 110: How often do you attend religious services or activities?

Response	6	8	10	12	Total
Never	21.7	13.2	11.9	14.4	15.9
Rarely	21.5	23.9	21.2	25.5	22.8
1-2 Times a Month	13.3	14.5	14.9	15.9	14.4
About Once a Week or More	43.6	48.5	51.9	44.2	46.9
N of Valid	3613	3051	2453	2075	11192
N of Miss	193	113	96	128	530

Table 111: I do the opposite of what people tell me, just to get them mad.

Response	6	8	10	12	Total
Very False	51.9	36.0	34.2	42.5	42.0
Somewhat False	25.2	30.0	30.9	28.8	28.4
Somewhat True	18.5	29.9	31.3	25.1	25.6
Very True	4.4	4.1	3.6	3.6	4.0
N of Valid	3640	3051	2447	2080	11218
N of Miss	166	113	102	123	504

Table 112: I like to see how much I can get away with.

Response	6	8	10	12	Total
Very False	55.6	36.4	30.2	34.2	40.9
Somewhat False	22.3	24.5	27.6	26.3	24.8
Somewhat True	16.5	29.8	32.8	31.6	26.4
Very True	5.6	9.4	9.4	8.0	7.9
N of Valid	3638	3047	2441	2076	11202
N of Miss	168	117	108	127	520

Table 113: I ignore rules that get in my way.

Response	6	8	10	12	Total
Very False	61.5	42.1	34.8	35.0	45.4
Somewhat False	22.2	29.1	32.4	31.2	28.0
Somewhat True	12.6	22.4	27.4	27.7	21.3
Very True	3.7	6.4	5.4	6.0	5.2
N of Valid	3571	2989	2427	2059	11046
N of Miss	235	175	122	144	676

Table 114: I think sometimes it's okay to cheat at school.

Response	6	8	10	12	Total
NO!	66.8	36.1	18.0	17.6	38.8
no	23.5	34.8	33.9	33.6	30.7
yes	8.1	24.8	40.2	40.2	25.6
YES!	1.6	4.3	7.9	8.6	5.0
N of Valid	3659	3055	2443	2073	11230
N of Miss	147	109	106	130	492

Table 115: It is important to think before you act.

Response	6	8	10	12	Total
NO!	2.5	2.7	1.5	1.9	2.2
no	3.7	5.8	3.7	2.5	4.0
yes	25.8	36.6	39.2	37.0	33.7
YES!	68.0	54.9	55.6	58.7	60.0
N of Valid	3647	3054	2439	2073	11213
N of Miss	159	110	110	130	509

Table 116: Sometimes I think that life is not worth it.

Response	6	8	10	12	Total
NO!	55.0	46.9	43.3	47.7	48.9
no	21.0	23.1	25.1	26.9	23.6
yes	16.7	19.7	22.6	19.0	19.2
YES!	7.3	10.3	9.1	6.4	8.3
N of Valid	3575	3016	2423	2065	11079
N of Miss	231	148	126	138	643

Table 117: At times I think I am no good at all.

Response	6	8	10	12	Total
NO!	37.5	36.2	32.8	37.6	36.1
no	22.1	24.6	26.1	27.9	24.7
yes	29.3	27.1	30.5	27.8	28.7
YES!	11.1	12.2	10.6	6.7	10.5
N of Valid	3602	3040	2418	2060	11120
N of Miss	204	124	131	143	602

Table 118: All in all, I am inclined to think that I am a failure.

Response	6	8	10	12	Total
NO!	57.9	53.0	49.4	54.7	54.1
no	24.6	28.6	31.8	32.7	28.8
yes	12.8	12.1	13.4	9.7	12.2
YES!	4.7	6.3	5.4	3.0	4.9
N of Valid	3530	3015	2401	2057	11003
N of Miss	276	149	148	146	719

Table 119: In the past year, have you felt depressed or sad MOST days, even if you felt okay sometimes?

Response	6	8	10	12	Total
NO!	29.0	28.9	26.4	30.8	28.7
no	22.2	22.1	25.3	26.9	23.7
yes	30.0	29.2	28.7	27.2	29.0
YES!	18.8	19.7	19.6	15.0	18.5
N of Valid	3598	3035	2423	2067	11123
N of Miss	208	129	126	136	599

Table 120: It is all right to beat up people if they start the fight.

Response	6	8	10	12	Total	
NO!	46.7	26.5	22.0	22.7	31.4	
no	18.6	19.2	20.5	20.3	19.5	
yes	17.7	24.7	26.5	28.8	23.6	
YES!	17.0	29.7	31.0	28.2	25.6	
N of Valid	3611	3030	2424	2063	11128	
N of Miss	195	134	125	140	594	

Table 121: I think it is okay to take something without asking if you can get away with it.

Response	6	8	10	12	Total	
NO!	75.9	57.9	51.0	51.3	61.0	
no	19.0	31.4	37.3	38.8	30.1	
yes	3.8	8.0	8.9	7.8	6.8	
YES!	1.3	2.7	2.8	2.2	2.2	
N of Valid	3587	3025	2415	2060	11087	
N of Miss	219	139	134	143	635	

Table 122: Sometimes we don't know what we will do as adults, but we may have an idea. Please answer how true these statements may be for you. WHEN I AM AN ADULT I WILL: smoke cigarettes.

Response	6	8	10	12	Total	
NO!	85.0	76.7	71.0	70.5	77.0	
no	12.0	16.3	19.0	17.7	15.8	
yes	2.3	5.3	7.2	8.4	5.3	
YES!	0.8	1.7	2.8	3.4	2.0	
N of Valid	3606	3025	2429	2064	11124	
N of Miss	200	139	120	139	598	

Table 123: Sometimes we don't know what we will do as adults, but we may have an idea. Please answer how true these statements may be for you. WHEN I AM AN ADULT I WILL: drink beer, wine, or liquor.

Response	6	8	10	12	Total
NO!	62.9	40.2	26.9	24.3	41.7
no	17.8	19.0	16.2	15.2	17.3
yes	16.2	31.3	41.9	41.9	30.7
YES!	3.2	9.6	15.0	18.5	10.4
N of Valid	3593	3022	2423	2062	11100
N of Miss	213	142	126	141	622

Table 124: Sometimes we don't know what we will do as adults, but we may have an idea. Please answer how true these statements may be for you. WHEN I AM AN ADULT I WILL: smoke marijuana.

Response	6	8	10	12	Total
NO!	93.3	80.2	68.6	65.9	79.3
no	5.6	11.7	17.5	17.3	12.0
yes	0.7	5.6	9.4	10.8	5.8
YES!	0.4	2.5	4.5	5.9	2.9
N of Valid	3597	3020	2416	2058	11091
N of Miss	209	144	133	145	631

Table 125: Sometimes we don't know what we will do as adults, but we may have an idea. Please answer how true these statements may be for you. WHEN I AM AN ADULT I WILL: use LSD, cocaine, amphetamines or another illegal drug.

Response	6	8	10	12	Total
NO!	95.6	92.2	90.7	90.1	92.6
no	4.1	7.0	8.0	8.3	6.5
yes	0.3	0.6	0.9	1.0	0.6
YES!	0.1	0.2	0.4	0.6	0.3
N of Valid	3598	3027	2419	2063	11107
N of Miss	208	137	130	140	615

Table 126: How much do you think people risk harming themselves (physically or in other ways) if they: smoked one or more packs of cigarettes per day?

Response	6	8	10	12	Total	
No risk	17.2	10.4	4.8	5.0	10.4	
Slight risk	7.0	6.7	5.9	6.3	6.5	
Moderate risk	16.2	18.1	19.4	19.2	18.0	
Great risk	59.6	64.9	69.9	69.5	65.1	
N of Valid	3578	3016	2422	2062	11078	
N of Miss	228	148	127	141	644	

Table 127: How much do you think people risk harming themselves (physically or in other ways) if they: try marijuana once or twice?

Response	6	8	10	12	Total	
No risk	18.5	17.8	24.3	28.8	21.5	
Slight risk	17.6	23.9	31.0	32.2	25.0	
Moderate risk	25.2	23.7	21.5	19.8	23.0	
Great risk	38.7	34.5	23.3	19.2	30.6	
N of Valid	3548	2995	2412	2047	11002	
N of Miss	258	169	137	156	720	

Table 128: How much do you think people risk harming themselves (physically or in other ways) if they: smoke marijuana regularly?

Response	6	8	10	12	Total	
No risk	17.7	12.5	10.7	11.1	13.5	
Slight risk	4.1	7.1	15.3	18.1	10.0	
Moderate risk	10.1	14.1	20.0	24.6	16.1	
Great risk	68.1	66.3	54.1	46.1	60.4	
N of Valid	3449	2949	2365	2020	10783	
N of Miss	357	215	184	183	939	

Table 129: How much do you think people risk harming themselves (physically or in other ways) if they: take one or two drinks of an alcoholic beverage (beer, wine, liquor) nearly every day?

Response	6	8	10	12	Total
No risk	19.4	15.4	11.5	10.2	14.9
Slight risk	18.9	23.8	24.8	23.0	22.3
Moderate risk	27.4	28.7	31.1	32.3	29.5
Great risk	34.3	32.1	32.6	34.5	33.4
N of Valid	3551	3003	2417	2051	11022
N of Miss	255	161	132	152	700

Table 130: How much do you think people risk harming themselves (physically or in other ways) if they: have five or more drinks once or twice each weekend?

Response	6	8	10	12	Total
No risk	18.0	12.7	8.3	7.5	12.5
Slight risk	10.1	12.1	15.6	16.8	13.1
Moderate risk	21.2	25.2	26.2	28.4	24.7
Great risk	50.8	50.0	49.9	47.3	49.7
N of Valid	3562	3007	2420	2058	11047
N of Miss	244	157	129	145	675

Table 131: On how many occasions have you had alcoholic beverages (beer, wine or hard liquor) to drink in your lifetime - more than just a few sips?

Response	6	8	10	12	Total
0	82.1	57.6	39.7	30.8	56.8
1-2	11.1	18.9	17.7	13.4	15.1
3-5	3.4	8.9	11.5	12.9	8.4
6-9	1.3	5.4	7.6	9.5	5.3
10-19	0.9	4.2	8.5	10.4	5.2
20-39	0.6	1.9	7.2	8.4	3.8
40+	0.5	3.2	7.8	14.5	5.4
N of Valid	3591	3018	2396	2043	11048
N of Miss	215	146	153	160	674

Table 132: On how many occasions have you had beer, wine or hard liquor to drink during the past 30 days?

Response	6	8	10	12	Total
0	96.2	86.0	72.0	64.5	82.3
1-2	2.8	8.1	15.7	16.2	9.5
3-5	0.4	2.7	6.5	9.1	4.0
6-9	0.3	1.7	3.1	4.5	2.0
10-19	0.1	1.0	1.9	3.8	1.4
20-39	0.1	0.3	0.5	0.9	0.4
40+	0.1	0.3	0.3	0.9	0.3
N of Valid	3579	3019	2387	2036	11021
N of Miss	227	145	162	167	701

Table 133: On how many occasions have you used marijuana (grass, pot) or hashish (hash, hash oil) in your lifetime?

Response	6	8	10	12	Total
0	98.5	88.3	72.7	62.2	83.4
1-2	1.0	4.6	7.1	8.9	4.8
3-5	0.2	2.3	4.4	5.5	2.7
6-9	0.1	1.2	2.6	3.7	1.6
10-19	0.1	1.1	3.0	4.2	1.8
20-39	0.1	0.7	2.6	4.3	1.6
40+	0.1	1.8	7.6	11.1	4.2
N of Valid	3575	3017	2379	2027	10998
N of Miss	231	147	170	176	724

Table 134: On how many occasions have you used marijuana (grass, pot) or hashish (hash, hash oil) during the past 30 days?

Response	6	8	10	12	Total
0	99.6	94.7	87.9	82.3	92.5
1-2	0.2	2.6	5.1	6.9	3.1
3-5	0.1	0.9	1.6	2.9	1.2
6-9	0.0	0.9	1.3	2.1	0.9
10-19	0.0	0.3	1.2	2.1	0.8
20-39	0.0	0.3	1.5	1.5	0.7
40+	0.0	0.3	1.4	2.2	0.8
N of Valid	3575	3021	2392	2038	11026
N of Miss	231	143	157	165	696

Table 135: On how many occasions have you used LSD or other psychedelics in your lifetime?

Response	6	8	10	12	Total
0	99.6	98.8	97.2	96.1	98.2
1-2	0.3	0.7	1.2	2.0	0.9
3-5	0.0	0.1	0.7	1.1	0.4
6-9	0.0	0.2	0.3	0.5	0.2
10-19	0.0	0.0	0.4	0.2	0.1
20-39	0.0	0.1	0.1	0.0	0.0
40+	0.0	0.0	0.1	0.1	0.1
N of Valid	3563	3020	2391	2033	11007
N of Miss	243	144	158	170	715

Table 136: On how many occasions have you used LSD or other psychedelics during the past 30 days?

Response	6	8	10	12	Total
0	99.7	99.5	98.9	98.9	99.3
1-2	0.2	0.4	0.9	0.8	0.5
3-5	0.0	0.1	0.1	0.0	0.1
6-9	0.0	0.1	0.1	0.0	0.1
10-19	0.0	0.0	0.0	0.1	0.0
20-39	0.0	0.0	0.0	0.0	0.0
40+	0.0	0.0	0.0	0.0	0.0
N of Valid	3568	3022	2396	2035	11021
N of Miss	238	142	153	168	701

Table 137: On how many occasions have you used cocaine or crack in your lifetime?

Response	6	8	10	12	Total
0	99.8	98.5	97.5	96.6	98.3
1-2	0.1	0.9	1.6	1.6	0.9
3-5	0.0	0.3	0.3	0.6	0.3
6-9	0.0	0.2	0.2	0.4	0.2
10-19	0.0	0.1	0.2	0.3	0.1
20-39	0.0	0.0	0.1	0.1	0.1
40+	0.0	0.0	0.2	0.3	0.1
N of Valid	3579	3021	2393	2035	11028
N of Miss	227	143	156	168	694

Table 138: On how many occasions have you used cocaine or crack during the past 30 days?

Response	6	8	10	12	Total
0	99.9	99.3	99.5	99.6	99.6
1-2	0.1	0.4	0.3	0.1	0.2
3-5	0.0	0.1	0.1	0.1	0.1
6-9	0.0	0.1	0.0	0.0	0.1
10-19	0.0	0.1	0.0	0.1	0.0
20-39	0.0	0.0	0.0	0.0	0.0
40+	0.0	0.0	0.1	0.0	0.0
N of Valid	3569	3013	2392	2030	11004
N of Miss	237	151	157	173	718

Table 139: On how many occasions have you sniffed glue, breathed the contents of an aerosol spray can, or inhaled other gases or sprays, in order to get high in your lifetime?

Response	6	8	10	12	Total
0	91.2	82.8	84.1	89.2	87.0
1-2	5.4	9.5	8.4	6.1	7.3
3-5	1.5	3.1	3.5	2.4	2.5
6-9	0.4	1.5	1.8	0.8	1.1
10-19	0.5	1.3	0.8	0.6	0.8
20-39	0.4	0.4	0.8	0.1	0.4
40+	0.5	1.4	0.7	0.7	0.8
N of Valid	3568	3017	2392	2035	11012
N of Miss	238	147	157	168	710

Table 140: On how many occasions have you sniffed glue, breathed the contents of an aerosol spray can, or inhaled other gases or sprays, in order to get high during the past 30 days?

Response	6	8	10	12	Total
0	96.0	92.7	96.7	98.2	95.7
1-2	2.6	4.4	2.0	1.3	2.8
3-5	0.8	1.2	0.5	0.2	0.8
6-9	0.3	0.9	0.3	0.0	0.4
10-19	0.1	0.3	0.3	0.0	0.2
20-39	0.1	0.2	0.0	0.0	0.1
40+	0.2	0.3	0.1	0.1	0.2
N of Valid	3569	3018	2393	2034	11014
N of Miss	237	146	156	169	708

Table 141: On how many occasions have you used phenoxydine (pox, px, breeze) in your lifetime?

Response	6	8	10	12	Total
0	100.0	100.0	100.0	100.0	100.0
1-2	0.0	0.0	0.0	0.0	0.0
3-5	0.0	0.0	0.0	0.0	0.0
6-9	0.0	0.0	0.0	0.0	0.0
10-19	0.0	0.0	0.0	0.0	0.0
20-39	0.0	0.0	0.0	0.0	0.0
40+	0.0	0.0	0.0	0.0	0.0
N of Valid	3540	3018	2390	2034	10982
N of Miss	266	146	159	169	740

Table 142: On how many occasions have you used phenoxydine (pox, px, breeze) during the past 30 days?

Response	6	8	10	12	Total
0	100.0	100.0	100.0	100.0	100.0
1-2	0.0	0.0	0.0	0.0	0.0
3-5	0.0	0.0	0.0	0.0	0.0
6-9	0.0	0.0	0.0	0.0	0.0
10-19	0.0	0.0	0.0	0.0	0.0
20-39	0.0	0.0	0.0	0.0	0.0
40+	0.0	0.0	0.0	0.0	0.0
N of Valid	3534	3009	2392	2028	10963
N of Miss	272	155	157	175	759

Table 143: On how many occasions have you used sedatives (tranquilizers, such as Valium or Xanax, barbiturates, or sleeping pills) without a doctor telling you to take them, in your lifetime?

Response	6	8	10	12	Total
0	95.1	89.1	84.7	83.8	89.1
1-2	2.9	4.9	4.9	5.0	4.3
3-5	1.0	2.4	3.1	3.9	2.4
6-9	0.4	1.3	2.1	2.8	1.5
10-19	0.2	0.8	1.7	1.7	1.0
20-39	0.1	0.5	1.5	1.1	0.7
40+	0.3	1.0	2.1	1.7	1.2
N of Valid	3554	3016	2386	2034	10990
N of Miss	252	148	163	169	732

Table 144: On how many occasions have you used sedatives (tranquilizers, such as Valium or Xanax, barbiturates, or sleeping pills) without a doctor telling you to take them, during the past 30 days?

Response	6	8	10	12	Total
0	97.9	94.6	93.3	93.9	95.3
1-2	1.6	3.1	3.4	3.6	2.7
3-5	0.3	0.9	1.7	1.2	0.9
6-9	0.1	0.7	0.9	0.8	0.5
10-19	0.0	0.3	0.3	0.3	0.2
20-39	0.1	0.3	0.3	0.1	0.2
40+	0.1	0.2	0.1	0.1	0.1
N of Valid	3557	3009	2387	2033	10986
N of Miss	249	155	162	170	736

Table 145: On how many occasions have you used Methamphetamines (meth, speed, crank, crystal meth) in your lifetime?

Response	6	8	10	12	Total
0	99.7	98.9	98.4	97.9	98.9
1-2	0.2	0.8	0.8	1.0	0.6
3-5	0.1	0.2	0.3	0.3	0.2
6-9	0.0	0.0	0.1	0.1	0.0
10-19	0.0	0.0	0.1	0.2	0.1
20-39	0.0	0.0	0.0	0.1	0.0
40+	0.0	0.1	0.2	0.2	0.1
N of Valid	3551	3010	2388	2031	10980
N of Miss	255	154	161	172	742

Table 146: On how many occasions have you used Methamphetamines (meth, speed, crank, crystal meth) in the past 30 days?

Response	6	8	10	12	Total
0	99.9	99.6	99.7	99.5	99.7
1-2	0.1	0.3	0.2	0.2	0.2
3-5	0.0	0.0	0.0	0.2	0.1
6-9	0.0	0.0	0.0	0.0	0.0
10-19	0.0	0.0	0.0	0.0	0.0
20-39	0.0	0.0	0.0	0.0	0.0
40+	0.0	0.1	0.0	0.0	0.0
N of Valid	3542	3008	2386	2029	10965
N of Miss	264	156	163	174	757

Table 147: On how many occasions have you used stimulants, other than Methamphetamines (such as amphetamines, Ritalin or Dexedrine) without a doctor telling you to take them, in your lifetime?

Response	6	8	10	12	Total
0	99.5	98.4	95.3	94.0	97.3
1-2	0.2	0.9	1.6	1.9	1.0
3-5	0.1	0.4	0.8	1.7	0.6
6-9	0.1	0.2	0.7	0.6	0.3
10-19	0.0	0.1	0.5	0.6	0.3
20-39	0.0	0.1	0.5	0.4	0.2
40+	0.0	0.0	0.6	0.7	0.3
N of Valid	3530	3004	2381	2030	10945
N of Miss	276	160	168	173	777

Table 148: On how many occasions have you used stimulants, other than Methamphetamines (such as amphetamines, Ritalin or Dexedrine) without a doctor telling you to take them, during the past 30 days?

Response	6	8	10	12	Total
0	99.8	99.2	98.2	98.4	99.0
1-2	0.1	0.6	0.8	1.0	0.6
3-5	0.0	0.1	0.5	0.3	0.2
6-9	0.0	0.0	0.3	0.1	0.1
10-19	0.0	0.0	0.1	0.0	0.0
20-39	0.0	0.0	0.1	0.0	0.0
40+	0.0	0.0	0.0	0.1	0.0
N of Valid	3535	3005	2384	2029	10953
N of Miss	271	159	165	174	769

Table 149: On how many occasions have you used heroin or other opiates in your lifetime?

Response	6	8	10	12	Total
0	99.7	99.2	98.7	98.0	99.0
1-2	0.3	0.5	0.5	0.7	0.5
3-5	0.0	0.2	0.2	0.2	0.1
6-9	0.0	0.0	0.2	0.2	0.1
10-19	0.0	0.1	0.2	0.3	0.1
20-39	0.0	0.0	0.0	0.2	0.1
40+	0.0	0.0	0.2	0.3	0.1
N of Valid	3525	3005	2383	2029	10942
N of Miss	281	159	166	174	780

Table 150: On how many occasions have you used heroin or other opiates during the past 30 days?

Response	6	8	10	12	Total
0	99.8	99.7	99.5	99.5	99.7
1-2	0.1	0.2	0.4	0.3	0.2
3-5	0.0	0.1	0.0	0.1	0.1
6-9	0.0	0.0	0.0	0.0	0.0
10-19	0.0	0.0	0.0	0.1	0.0
20-39	0.0	0.0	0.0	0.0	0.0
40+	0.0	0.0	0.0	0.0	0.0
N of Valid	3520	3005	2384	2024	10933
N of Miss	286	159	165	179	789

Table 151: On how many occasions have you used MDMA ('X', 'E', or ecstasy) in your lifetime?

Response	6	8	10	12	Total
0	99.9	98.6	95.4	96.0	97.8
1-2	0.0	0.9	2.4	1.5	1.1
3-5	0.0	0.2	0.9	1.0	0.4
6-9	0.0	0.1	0.4	0.6	0.2
10-19	0.0	0.0	0.3	0.5	0.2
20-39	0.0	0.1	0.1	0.2	0.1
40+	0.0	0.0	0.5	0.1	0.1
N of Valid	3508	2999	2382	2028	10917
N of Miss	298	165	167	175	805

Table 152: On how many occasions have you used MDMA ('X', 'E', or ecstasy) during the past 30 days?

Response	6	8	10	12	Total
0	99.9	99.5	98.6	99.1	99.4
1-2	0.0	0.2	1.0	0.5	0.4
3-5	0.0	0.1	0.2	0.3	0.1
6-9	0.0	0.1	0.1	0.0	0.1
10-19	0.0	0.1	0.0	0.0	0.0
20-39	0.0	0.0	0.0	0.0	0.0
40+	0.0	0.0	0.0	0.0	0.0
N of Valid	3498	2996	2375	2021	10890
N of Miss	308	168	174	182	832

Table 153: On how many occasions have you taken prescription drugs (such as Valium, Xanax, Ritalin, Adderall, OxyContin, Darvocet, or sleeping pills) on your own-that is, without a doctor telling you to take them in your lifetime?

Response	6	8	10	12	Total
0	96.3	89.7	81.6	80.2	88.3
1-2	2.0	5.3	5.7	5.2	4.3
3-5	0.8	1.9	3.9	5.1	2.6
6-9	0.4	1.0	2.4	3.1	1.5
10-19	0.2	0.7	2.1	2.1	1.1
20-39	0.1	0.5	1.7	1.5	0.8
40+	0.2	0.9	2.8	2.8	1.4
N of Valid	3527	2998	2381	2026	10932
N of Miss	279	166	168	177	790

Table 154: On how many occasions have you taken prescription drugs (such as Valium, Xanax, Ritalin, Adderall, OxyContin, Darvocet, or sleeping pills) on your own-that is, without a doctor telling you to take them during the past 30 days?

Response	6	8	10	12	Total	
0	98.4	95.2	91.8	91.7	94.8	
1-2	0.9	2.5	4.3	4.8	2.8	
3-5	0.3	1.1	1.7	1.6	1.1	
6-9	0.1	0.4	0.9	0.8	0.5	
10-19	0.0	0.3	0.7	0.6	0.4	
20-39	0.1	0.2	0.3	0.1	0.2	
40+	0.2	0.3	0.4	0.3	0.3	
N of Valid	3529	3000	2382	2028	10939	
N of Miss	277	164	167	175	783	

Table 155: On how many occasions have you taken non-prescription medicines such as diet pills (for example, Dietac, Dexatrim or Prolamine), stay-awake pills (for example No-Doz, Vivarin, or Wake), or cough or cold medicines (robos, DXM, etc.) to get high in your lifetime?

Response	6	8	10	12	Total	
0	97.9	93.9	90.7	90.6	93.9	
1-2	0.9	1.9	2.9	3.0	2.0	
3-5	0.4	1.3	2.0	1.6	1.2	
6-9	0.2	0.6	1.3	1.4	0.8	
10-19	0.1	0.9	1.3	0.9	0.7	
20-39	0.1	0.5	0.5	0.6	0.4	
40+	0.3	0.9	1.3	1.9	1.0	
N of Valid	3511	3005	2381	2025	10922	
N of Miss	295	159	168	178	800	

Table 156: On how many occasions have you taken non-prescription medicines such as diet pills (for example, Dietac, Dexatrim or Prolamine), stay-awake pills (for example No-Doz, Vivarin, or Wake), or cough or cold medicines (robos, DXM, etc.) to get high during the past 30 days?

Response	6	8	10	12	Total	
0	98.9	96.6	95.7	96.5	97.2	
1-2	0.7	1.7	2.6	2.1	1.6	
3-5	0.1	0.7	0.7	0.5	0.5	
6-9	0.1	0.4	0.5	0.5	0.4	
10-19	0.0	0.3	0.3	0.1	0.2	
20-39	0.1	0.1	0.0	0.1	0.1	
40+	0.1	0.2	0.1	0.1	0.1	
N of Valid	3512	3004	2382	2023	10921	
N of Miss	294	160	167	180	801	

Table 157: On how many occasions have you been drunk or very high from drinking alcoholic beverages during the past 30 days?

Response	6	8	10	12	Total	
0	98.1	91.4	82.5	76.9	88.9	
1-2	1.2	4.5	9.9	11.1	5.9	
3-5	0.3	1.7	3.5	5.8	2.4	
6-9	0.2	1.1	1.8	2.6	1.2	
10-19	0.0	0.4	1.1	2.0	0.7	
20-39	0.1	0.4	0.7	0.7	0.4	
40+	0.1	0.5	0.6	0.9	0.5	
N of Valid	3529	3004	2376	2032	10941	
N of Miss	277	160	173	171	781	

Table 158: Think back over the last two weeks. How many times have you had five or more alcoholic drinks in a row?

Response	6	8	10	12	Total
None	96.9	90.1	85.2	78.9	89.1
Once	1.4	4.0	6.1	7.4	4.3
Twice	0.9	2.5	3.7	6.5	3.0
3-5 times	0.3	2.1	3.2	4.3	2.2
6-9 times	0.1	0.6	0.6	1.4	0.6
10 or more times	0.3	0.7	1.1	1.5	0.8
N of Valid	3488	2968	2350	2010	10816
N of Miss	318	196	199	193	906

Table 159: Have you ever used smokeless tobacco (chew, snuff, plug, dipping tobacco, or chewing tobacco)?

Response	6	8	10	12	Total
Never	96.0	91.1	86.7	84.0	90.4
Once or Twice	3.0	5.1	6.6	7.7	5.2
Once in a while but not regularly	0.4	1.7	2.3	2.1	1.5
Regularly in the past	0.3	1.0	2.1	2.8	1.4
Regularly now	0.2	1.1	2.3	3.4	1.5
N of Valid	3483	2959	2348	2008	10798
N of Miss	323	205	201	195	924

Table 160: How often have you taken smokeless tobacco during the past 30 days?

Response	6	8	10	12	Total
Not at all	98.8	96.4	94.6	93.9	96.3
Once or twice	0.8	1.8	2.4	1.7	1.6
Once or twice per week	0.1	0.3	0.5	0.6	0.3
Three to five times per week	0.2	0.3	0.5	0.3	0.3
About once a day	0.1	0.5	0.4	0.7	0.4
More than once a day	0.1	0.7	1.5	2.8	1.1
N of Valid	3465	2947	2346	1999	10757
N of Miss	341	217	203	204	965

Table 161: Have you ever smoked cigarettes?

Response	6	8	10	12	Total
Never	91.2	76.9	64.1	58.0	75.2
Once or Twice	6.6	14.7	15.9	17.1	12.8
Once in a while but not regularly	1.1	4.0	8.7	10.5	5.3
Regularly in the past	0.9	2.5	5.9	6.3	3.4
Regularly now	0.2	2.0	5.4	8.2	3.3
N of Valid	3460	2940	2342	2003	10745
N of Miss	346	224	207	200	977

Table 162: How frequently have you smoked cigarettes during the past 30 days?

Response	6	8	10	12	Total
Not at all	98.4	93.7	87.4	81.6	91.6
Less than one cigarette per day	1.1	3.4	6.1	7.5	4.0
One to five cigarettes per day	0.3	1.8	4.1	7.0	2.8
About one-half pack per day	0.1	0.6	1.3	2.3	0.9
About one pack per day	0.0	0.2	0.8	1.3	0.5
About one and one-half packs per day	0.0	0.1	0.2	0.4	0.1
Two packs or more per day	0.1	0.2	0.1	0.1	0.1
N of Valid	3459	2945	2344	1999	10747
N of Miss	347	219	205	204	975

Table 163: During the last month, about how many marijuana cigarettes, or the equivalent, did you smoke a day, on the average?

Response	6	8	10	12	Total
None	98.8	92.5	87.3	83.1	91.6
Less than 1 a day	0.5	3.1	5.7	8.2	3.8
1 a day	0.1	1.3	2.8	2.2	1.4
2-3 a day	0.3	1.7	1.8	3.8	1.7
4-6 a day	0.2	0.7	1.3	1.5	0.8
7-10 a day	0.1	0.2	0.5	0.4	0.3
11 or more a day	0.1	0.5	0.6	0.7	0.4
N of Valid	3464	2943	2338	2001	10746
N of Miss	342	221	211	202	976

Table 164: If you drank alcohol (not just a sip or taste) in the past year, how did you usually get it?

Response	6	8	10	12	Total
I did not drink alcohol in the past year	90.7	72.7	53.9	43.2	68.9
I bought it myself with a fake ID	0.1	0.3	0.3	0.7	0.3
I bought it myself without a fake ID	0.1	0.3	0.5	1.5	0.5
I got it from someone I know age 21 or older	1.4	5.2	14.1	22.9	9.2
I got it from someone I know under age 21	0.5	2.0	7.6	8.8	4.0
I got it from my brother or sister	0.3	1.1	2.0	2.2	1.3
I got it from home with my parents' permission	1.9	5.1	6.1	6.6	4.6
I got it from home without my parents' permission	1.0	4.1	4.2	2.4	2.8
I got it from another relative	1.1	3.1	3.1	3.5	2.5
A stranger bought it for me	0.0	0.3	0.7	1.0	0.4
I took it from a store or shop	0.0	0.2	0.4	0.1	0.2
Other	3.0	5.6	7.1	7.0	5.3
N of Valid	3398	2873	2286	1966	10523
N of Miss	408	291	263	237	1199

Table 165: If you drank alcohol (not just a sip or taste) in the past year, where did you usually drink it?

Response	6	8	10	12	Total	
I did not drink alcohol in the past year	92.3	73.3	53.8	44.0	69.7	
at my home	4.2	12.3	14.0	14.7	10.5	
at someone else's home	2.1	10.5	24.7	33.2	15.1	
at an open area like a park, beach, field, back road, woods, or a street corner	0.7	2.0	3.8	3.7	2.3	
at a sporting event or concert	0.1	0.5	0.4	0.8	0.4	
at a restaurant, bar, or a nightclub	0.3	0.5	0.8	1.0	0.6	
at an empty building or a construction site	0.1	0.1	0.4	0.1	0.2	
at a hotel/motel	0.1	0.2	0.5	1.0	0.4	
in a car	0.1	0.4	1.0	1.2	0.6	
at school	0.1	0.2	0.7	0.4	0.3	
N of Valid	3342	2852	2276	1943	10413	
N of Miss	464	312	273	260	1309	

Table 166: If you smoked cigarettes (not just a puff or drag) in the past year, how did you usually get them?

Response	6	8	10	12	Total	
I did not smoke cigarettes in the past year	94.5	86.7	77.8	71.5	84.4	
I bought them myself with a fake ID	0.1	0.1	0.3	0.6	0.2	
I bought them myself without a fake ID	0.1	0.2	1.2	6.5	1.6	
I got them from someone I know age 18 or older	0.7	2.7	8.0	9.6	4.5	
I got them from someone I know under age 18	0.7	2.2	3.7	3.3	2.2	
I got them from my brother or sister	0.3	0.8	1.1	0.7	0.7	
I got them from home with my parents' permission	0.1	0.4	0.9	0.7	0.5	
I got them from home without my parents' permission	0.6	1.6	1.8	0.8	1.1	
I got them from another relative	0.3	1.2	1.3	1.1	0.9	
A stranger bought them for me	0.0	0.4	0.4	0.8	0.4	
I took them from a store or shop	0.0	0.1	0.1	0.3	0.1	
Other	2.6	3.7	3.2	4.2	3.3	
N of Valid	3367	2864	2287	1980	10498	
N of Miss	439	300	262	223	1224	

Table 167: If you smoked cigarettes (not just a puff or drag) in the past year, where did you usually smoke them?

Response	6	8	10	12	Total	
I did not smoke cigarettes in the past year	95.9	88.5	79.4	74.0	86.2	
at my home	1.0	3.8	7.4	6.8	4.3	
at someone else's home	1.1	3.7	4.5	5.7	3.4	
at an open area like a park, beach, field, back road, woods, or a street corner	1.3	2.4	5.2	6.0	3.3	
at a sporting event or concert	0.1	0.3	0.1	0.3	0.2	
at a restaurant, bar, or a nightclub	0.0	0.1	0.1	0.3	0.1	
at an empty building or a construction site	0.1	0.2	0.1	0.2	0.1	
at a hotel/motel	0.0	0.1	0.0	0.1	0.0	
in a car	0.3	0.6	3.0	6.3	2.1	
at school	0.1	0.2	0.3	0.4	0.2	
N of Valid	3337	2848	2263	1939	10387	
N of Miss	469	316	286	264	1335	

Table 168: During the past 30 days, how many times did you ride in a car or other vehicle driven by someone who had been drinking alcohol?

Response	6	8	10	12	Total	
0 times	80.8	73.2	72.4	76.8	76.1	
1 time	8.0	9.8	12.1	10.2	9.8	
2 or 3 times	5.8	8.5	10.2	8.1	7.9	
4 or 5 times	1.5	3.0	1.8	2.1	2.1	
6 or more times	4.0	5.5	3.5	2.8	4.1	
N of Valid	3415	2908	2323	1990	10636	
N of Miss	391	256	226	213	1086	

Table 169: During the past 30 days, how many times did you drive a car or other vehicle when you had been drinking alcohol?

Response	6	8	10	12	Total
I did not drive a car in the past 30 days	58.9	59.9	53.1	34.0	53.2
0 times	38.5	35.1	41.6	55.8	41.5
1 time	0.9	1.8	2.7	4.7	2.3
2 or 3 times	0.8	1.5	1.7	3.3	1.6
4 or 5 times	0.4	0.6	0.3	0.9	0.5
6 or more times	0.6	1.0	0.5	1.3	0.8
N of Valid	3299	2873	2292	1972	10436
N of Miss	507	291	257	231	1286

Table 170: How wrong would most adults (over 21) in your neighborhood think it is for kids your age: to use marijuana?

Response	6	8	10	12	Total
Very wrong	91.7	79.2	68.3	63.7	77.9
Wrong	5.2	9.9	15.7	18.7	11.3
A little bit wrong	1.7	6.5	10.3	11.0	6.7
Not wrong at all	1.4	4.3	5.7	6.5	4.1
N of Valid	3376	2906	2317	1974	10573
N of Miss	430	258	232	229	1149

Table 171: How wrong would most adults (over 21) in your neighborhood think it is for kids your age: to drink alcohol?

Response	6	8	10	12	Total
Very wrong	82.0	65.3	50.2	47.0	63.9
Wrong	10.0	17.3	24.1	24.5	17.8
A little bit wrong	5.5	11.1	17.3	20.2	12.4
Not wrong at all	2.5	6.3	8.4	8.3	5.9
N of Valid	3352	2908	2308	1973	10541
N of Miss	454	256	241	230	1181

Table 172: How wrong would most adults (over 21) in your neighborhood think it is for kids your age: to smoke cigarettes?

Response	6	8	10	12	Total
Very wrong	83.6	70.7	55.3	46.8	67.0
Wrong	9.1	14.7	22.1	24.4	16.4
A little bit wrong	4.3	8.5	13.6	17.5	10.0
Not wrong at all	3.0	6.1	8.9	11.3	6.7
N of Valid	3351	2902	2304	1971	10528
N of Miss	455	262	245	232	1194

Table 173: How much do each of the following statements describe your neighborhood? crime and/or drug selling

Response	6	8	10	12	Total
NO!	79.1	63.5	57.6	58.3	66.2
no	9.3	17.6	21.0	19.6	16.1
yes	7.2	12.1	14.2	14.9	11.5
YES!	4.3	6.8	7.3	7.2	6.2
N of Valid	3353	2906	2316	1974	10549
N of Miss	453	258	233	229	1173

Table 174: How much do each of the following statements describe your neighborhood? fights

Response	6	8	10	12	Total
NO!	62.3	51.7	54.9	58.9	57.1
no	14.6	20.0	21.3	22.1	19.0
yes	14.6	17.1	16.2	12.6	15.3
YES!	8.5	11.2	7.6	6.3	8.6
N of Valid	3338	2900	2306	1969	10513
N of Miss	468	264	243	234	1209

Table 175: How much do each of the following statements describe your neighborhood? lots of empty or abandoned buildings

Response	6	8	10	12	Total	
NO!	76.4	67.3	65.7	68.0	70.0	
no	14.2	20.9	23.0	23.2	19.7	
yes	6.4	7.5	7.5	5.6	6.8	
YES!	2.9	4.3	3.8	3.1	3.5	
N of Valid	3334	2898	2306	1971	10509	
N of Miss	472	266	243	232	1213	

Table 176: How much do each of the following statements describe your neighborhood? lots of graffiti

Response	6	8	10	12	Total	
NO!	80.7	72.3	71.6	74.6	75.2	
no	11.8	19.4	21.6	20.6	17.7	
yes	4.7	4.6	4.5	3.2	4.3	
YES!	2.8	3.6	2.3	1.7	2.7	
N of Valid	3305	2890	2310	1970	10475	
N of Miss	501	274	239	233	1247	

Table 177: If I had to move, I would miss the neighborhood I now live in.

Response	6	8	10	12	Total	
NO!	18.4	19.0	17.1	17.9	18.2	
no	11.4	16.7	21.2	23.0	17.2	
yes	25.8	28.8	32.3	33.8	29.5	
YES!	44.5	35.5	29.5	25.3	35.1	
N of Valid	3349	2903	2310	1971	10533	
N of Miss	457	261	239	232	1189	

Table 178: My neighbors notice when I am doing a good job and let me know about it.

Response	6	8	10	12	Total	
NO!	37.2	38.6	40.7	41.7	39.2	
no	28.7	31.5	35.0	35.8	32.2	
yes	19.8	19.5	17.3	14.9	18.3	
YES!	14.3	10.4	7.0	7.6	10.4	
N of Valid	3311	2886	2308	1968	10473	
N of Miss	495	278	241	235	1249	

Table 179: I like my neighborhood.

Response	6	8	10	12	Total	
NO!	11.4	13.1	12.1	11.7	12.0	
no	8.6	11.9	14.3	13.1	11.6	
yes	33.9	39.1	46.0	50.5	41.1	
YES!	46.1	36.0	27.7	24.7	35.2	
N of Valid	3300	2873	2297	1962	10432	
N of Miss	506	291	252	241	1290	

Table 180: There are lots of adults in my neighborhood I could talk to about something important.

Response	6	8	10	12	Total	
NO!	26.7	30.2	31.5	33.5	30.0	
no	24.3	26.9	30.8	32.6	28.0	
yes	25.3	24.2	24.6	22.1	24.2	
YES!	23.7	18.7	13.0	11.9	17.7	
N of Valid	3272	2869	2293	1961	10395	
N of Miss	534	295	256	242	1327	

Table 181: I'd like to get out of my neighborhood.





Response	6	8	10	12	Total	
NO!	50.8	39.7	31.1	25.5	38.6	
no	25.9	31.1	36.4	39.7	32.2	
yes	12.3	16.2	19.5	21.6	16.7	
YES!	11.1	13.0	13.0	13.2	12.5	
N of Valid	3286	2871	2295	1954	10406	
N of Miss	520	293	254	249	1316	

Table 182: There are people in my neighborhood who are proud of me when I do something well.





Response	6	8	10	12	Total	
NO!	24.2	26.1	25.9	27.7	25.8	
no	21.3	25.8	30.0	30.7	26.3	
yes	31.3	31.1	31.4	29.7	31.0	
YES!	23.1	16.9	12.7	11.8	17.0	
N of Valid	3270	2872	2296	1960	10398	
N of Miss	536	292	253	243	1324	

Table 183: There are people in my neighborhood who encourage me to do my best.





Response	6	8	10	12	Total	
NO!	22.5	24.3	26.9	26.5	24.7	
no	19.5	22.5	27.6	29.6	24.0	
yes	29.8	31.8	30.6	29.8	30.5	
YES!	28.1	21.5	14.9	14.1	20.8	
N of Valid	3300	2866	2301	1959	10426	
N of Miss	506	298	248	244	1296	

Table 184: I feel safe in my neighborhood.

Response	6	8	10	12	Total
NO!	12.9	12.0	8.8	8.7	11.0
no	11.9	14.7	11.4	10.1	12.2
yes	30.5	36.9	45.8	47.6	38.8
YES!	44.7	36.5	33.9	33.6	38.0
N of Valid	3294	2868	2297	1956	10415
N of Miss	512	296	252	247	1307

Table 185: Which of the following activities for people your age are available in your community? sports teams?

Response	6	8	10	12	Total
No	22.7	23.6	22.6	24.1	23.2
Yes	77.3	76.4	77.4	75.9	76.8
N of Valid	3250	2860	2286	1969	10365
N of Miss	556	304	263	234	1357

Table 186: Which of the following activities for people your age are available in your community? scouting?

Response	6	8	10	12	Total
No	49.8	55.4	54.7	49.1	52.3
Yes	50.2	44.6	45.3	50.9	47.7
N of Valid	3162	2830	2243	1951	10186
N of Miss	644	334	306	252	1536

Table 187: Which of the following activities for people your age are available in your community? boys and girls clubs?

Response	6	8	10	12	Total
No	38.3	40.5	40.6	39.0	39.6
Yes	61.7	59.5	59.4	61.0	60.4
N of Valid	3189	2830	2253	1956	10228
N of Miss	617	334	296	247	1494

Table 188: Which of the following activities for people your age are available in your community? 4-H clubs?

Response	6	8	10	12	Total
No	70.7	67.8	63.5	65.0	67.2
Yes	29.3	32.2	36.5	35.0	32.8
N of Valid	3045	2783	2234	1941	10003
N of Miss	761	381	315	262	1719

Table 189: Which of the following activities for people your age are available in your community? service clubs?

Response	6	8	10	12	Total
No	56.1	54.8	48.7	46.1	52.2
Yes	43.9	45.2	51.3	53.9	47.8
N of Valid	3090	2805	2238	1948	10081
N of Miss	716	359	311	255	1641

Table 190: If a kid smoked marijuana in your neighborhood would he or she be caught by the police?

Response	6	8	10	12	Total	
NO!	16.7	22.2	23.1	26.3	21.5	
no	18.3	34.8	46.9	49.0	35.1	
yes	27.8	23.4	20.5	16.7	22.9	
YES!	37.2	19.5	9.5	7.9	20.6	
N of Valid	3195	2849	2280	1955	10279	
N of Miss	611	315	269	248	1443	

Table 191: If a kid drank some beer, wine or hard liquor (for example, vodka, whiskey, or gin) in your neighborhood would he or she be caught by the police?

Response	6	8	10	12	Total	
NO!	19.4	26.8	28.4	29.5	25.4	
no	25.2	40.2	49.8	51.5	39.8	
yes	26.6	18.6	15.6	13.6	19.4	
YES!	28.8	14.5	6.2	5.3	15.4	
N of Valid	3176	2845	2281	1952	10254	
N of Miss	630	319	268	251	1468	

Table 192: If a kid carried a handgun in your neighborhood would he or she be caught by the police?

Response	6	8	10	12	Total	
NO!	15.0	19.8	20.6	22.5	19.0	
no	15.5	26.9	35.7	38.5	27.6	
yes	26.6	26.8	26.3	23.7	26.0	
YES!	42.9	26.5	17.4	15.2	27.4	
N of Valid	3170	2843	2275	1952	10240	
N of Miss	636	321	274	251	1482	

Table 193: If you wanted to get some cigarettes, how easy would it be for you to get some?

Response	6	8	10	12	Total	
Very hard	74.5	49.8	25.0	15.5	45.3	
Sort of hard	8.4	13.6	13.5	8.0	10.9	
Sort of easy	7.8	16.5	24.2	16.8	15.6	
Very easy	9.3	20.1	37.3	59.8	28.3	
N of Valid	3112	2800	2254	1949	10115	
N of Miss	694	364	295	254	1607	

Table 194: If you wanted to get some beer, wine or hard liquor (for example, vodka, whiskey, or gin), how easy would it be for you to get some?

Response	6	8	10	12	Total	
Very hard	70.3	42.3	20.5	15.7	40.9	
Sort of hard	11.8	15.7	15.4	11.9	13.7	
Sort of easy	8.8	19.1	26.5	27.3	19.2	
Very easy	9.0	22.9	37.6	45.2	26.2	
N of Valid	3100	2789	2250	1948	10087	
N of Miss	706	375	299	255	1635	

Table 195: If you wanted to get a drug like cocaine, LSD, or amphetamines, how easy would it be for you to get some?

Response	6	8	10	12	Total	
Very hard	91.8	79.7	58.4	48.7	72.7	
Sort of hard	3.6	9.1	17.3	21.3	11.6	
Sort of easy	2.3	5.4	12.8	14.7	7.9	
Very easy	2.4	5.9	11.5	15.4	7.9	
N of Valid	3094	2783	2243	1942	10062	
N of Miss	712	381	306	261	1660	

Table 196: If you wanted to get a handgun, how easy would it be for you to get one?

Response	6	8	10	12	Total
Very hard	79.2	63.3	49.7	42.9	61.2
Sort of hard	8.6	14.0	19.1	18.5	14.3
Sort of easy	6.3	10.3	14.1	16.4	11.1
Very easy	5.9	12.4	17.1	22.2	13.4
N of Valid	3088	2783	2247	1941	10059
N of Miss	718	381	302	262	1663

Table 197: If you wanted to get some marijuana, how easy would it be for you to get some?

Response	6	8	10	12	Total
Very hard	89.2	64.3	33.1	23.4	57.0
Sort of hard	4.1	9.7	10.9	7.8	7.9
Sort of easy	2.8	9.0	19.3	18.7	11.3
Very easy	3.9	17.0	36.6	50.1	23.8
N of Valid	3072	2781	2247	1942	10042
N of Miss	734	383	302	261	1680

Table 198: During the past 12 months, have you participated in any alcohol prevention programs or seen any alcohol prevention messages in your school or community?
Yes, a school-based program focused on preventing underage drinking and/or drinking and driving.

Response	6	8	10	12	Total
No	69.0	75.6	84.8	86.0	77.4
Yes	31.0	24.4	15.2	14.0	22.6
N of Valid	3806	3164	2549	2203	11722
N of Miss	0	0	0	0	0

Table 199: During the past 12 months, have you participated in any alcohol prevention programs or seen any alcohol prevention messages in your school or community? Yes, a community-based program focused on preventing underage drinking and/or drinking and driving (for example, through your church or temple or through youth groups like Boys and Girls Club or 4-H).

Response	6	8	10	12	Total
No	90.2	92.7	93.6	94.0	92.3
Yes	9.8	7.3	6.4	6.0	7.7
N of Valid	3806	3164	2549	2203	11722
N of Miss	0	0	0	0	0

Table 200: During the past 12 months, have you participated in any alcohol prevention programs or seen any alcohol prevention messages in your school or community? Yes, a media campaign addressing underage drinking and/or drinking and driving (for example, newspaper ads, posters, pamphlets, radio, TV).

Response	6	8	10	12	Total
No	89.3	89.5	86.7	87.9	88.5
Yes	10.7	10.5	13.3	12.1	11.5
N of Valid	3806	3164	2549	2203	11722
N of Miss	0	0	0	0	0

Table 201: During the past 12 months, have you participated in any alcohol prevention programs or seen any alcohol prevention messages in your school or community? No

Response	6	8	10	12	Total
No	58.7	46.7	40.8	37.9	47.7
Yes	41.3	53.3	59.2	62.1	52.3
N of Valid	3806	3164	2549	2203	11722
N of Miss	0	0	0	0	0

Table 202: How wrong do your parents feel it would be for YOU to: drink beer, wine or hard liquor (for example, vodka, whiskey or gin) regularly?

Response	6	8	10	12	Total
Very wrong	89.1	78.6	65.7	59.4	75.3
Wrong	6.6	12.2	19.5	20.2	13.6
A little bit wrong	3.2	6.8	11.6	16.4	8.6
Not wrong at all	1.1	2.4	3.1	4.1	2.5
N of Valid	3117	2783	2235	1945	10080
N of Miss	689	381	314	258	1642

Table 203: How wrong do your parents feel it would be for YOU to: smoke cigarettes?

Response	6	8	10	12	Total
Very wrong	92.5	88.3	80.3	68.5	84.0
Wrong	4.9	7.7	12.4	18.4	10.0
A little bit wrong	1.6	2.3	4.9	9.1	4.0
Not wrong at all	1.0	1.6	2.4	4.1	2.1
N of Valid	3099	2779	2233	1943	10054
N of Miss	707	385	316	260	1668

Table 204: How wrong do your parents feel it would be for YOU to: smoke marijuana?

Response	6	8	10	12	Total
Very wrong	97.6	92.3	85.8	79.3	90.0
Wrong	1.2	4.3	7.4	11.5	5.4
A little bit wrong	0.4	2.0	4.6	6.1	2.9
Not wrong at all	0.8	1.5	2.2	3.1	1.7
N of Valid	3074	2767	2220	1934	9995
N of Miss	732	397	329	269	1727

Table 205: How wrong do your parents feel it would be for YOU to: steal something worth more than \$5?

Response	6	8	10	12	Total	
Very wrong	87.2	83.3	83.8	81.9	84.4	
Wrong	9.7	11.5	12.2	14.9	11.7	
A little bit wrong	2.0	3.6	3.0	2.2	2.7	
Not wrong at all	1.1	1.6	1.1	1.0	1.2	
N of Valid	3086	2765	2222	1937	10010	
N of Miss	720	399	327	266	1712	

Table 206: How wrong do your parents feel it would be for YOU to: draw graffiti, write things, or draw pictures on buildings or other property (without the owner's permission)?

Response	6	8	10	12	Total	
Very wrong	89.9	84.9	80.1	78.7	84.2	
Wrong	6.0	9.5	13.7	14.4	10.3	
A little bit wrong	2.2	3.5	4.3	4.9	3.6	
Not wrong at all	1.8	2.1	1.9	2.0	1.9	
N of Valid	3096	2777	2234	1943	10050	
N of Miss	710	387	315	260	1672	

Table 207: How wrong do your parents feel it would be for YOU to: pick a fight with someone?

Response	6	8	10	12	Total	
Very wrong	71.6	61.1	56.8	58.0	62.8	
Wrong	17.1	21.9	24.9	26.4	22.0	
A little bit wrong	8.7	12.5	15.2	12.8	12.0	
Not wrong at all	2.5	4.5	3.0	2.9	3.3	
N of Valid	3088	2779	2234	1944	10045	
N of Miss	718	385	315	259	1677	

Table 208: During the past 12 months, have you talked with at least one of your parents about the dangers of underage drinking and/or drinking and driving? By parents, we mean either your biological parents, adoptive parents, stepparents, or adult guardians - whether or not they live with you.

Response	6	8	10	12	Total
No	48.2	58.2	54.0	53.9	53.4
Yes	51.8	41.8	46.0	46.1	46.6
N of Valid	2912	2671	2203	1902	9688
N of Miss	894	493	346	301	2034

Table 209: Have any of your brothers or sisters ever: drunk beer, wine or hard liquor (for example, vodka, whiskey or gin)?

Response	6	8	10	12	Total
No	77.1	57.5	41.6	36.9	55.9
Yes	18.6	38.6	53.0	57.8	39.4
I don't have any brothers or sisters	4.3	3.9	5.3	5.4	4.6
N of Valid	3051	2769	2231	1934	9985
N of Miss	755	395	318	269	1737

Table 210: Have any of your brothers or sisters ever: smoked marijuana?

Response	6	8	10	12	Total
No	90.8	77.8	62.1	56.9	74.2
Yes	4.9	18.3	32.6	37.8	21.2
I don't have any brothers or sisters	4.3	3.9	5.3	5.3	4.6
N of Valid	3043	2762	2224	1934	9963
N of Miss	763	402	325	269	1759

Table 211: Have any of your brothers or sisters ever: smoked cigarettes?

Response	6	8	10	12	Total	
No	81.3	68.9	56.8	55.9	67.5	
Yes	14.3	27.2	37.8	38.7	27.9	
I don't have any brothers or sisters	4.4	3.9	5.5	5.3	4.7	
N of Valid	3029	2760	2220	1931	9940	
N of Miss	777	404	329	272	1782	

Table 212: Have any of your brothers or sisters ever: taken a handgun to school?

Response	6	8	10	12	Total	
No	94.8	93.5	92.2	91.8	93.3	
Yes	0.9	2.5	2.6	3.0	2.1	
I don't have any brothers or sisters	4.3	4.0	5.2	5.2	4.6	
N of Valid	3032	2757	2225	1932	9946	
N of Miss	774	407	324	271	1776	

Table 213: Have any of your brothers or sisters ever: been suspended or expelled from school?

Response	6	8	10	12	Total	
No	70.3	61.5	57.4	62.1	63.4	
Yes	25.3	34.5	37.0	32.7	31.9	
I don't have any brothers or sisters	4.4	3.9	5.5	5.3	4.7	
N of Valid	3023	2759	2222	1937	9941	
N of Miss	783	405	327	266	1781	

Table 214: The rules in my family are clear.

Response	6	8	10	12	Total	
NO!	5.5	5.2	3.9	5.0	4.9	
no	6.8	9.3	10.2	9.8	8.9	
yes	28.5	37.0	43.9	43.7	37.3	
YES!	59.2	48.4	42.1	41.5	48.9	
N of Valid	3020	2752	2232	1938	9942	
N of Miss	786	412	317	265	1780	

Table 215: People in my family often insult or yell at each other.

Response	6	8	10	12	Total	
NO!	35.2	25.5	18.3	21.0	25.9	
no	32.1	36.0	41.5	43.2	37.4	
yes	20.8	23.9	26.7	24.4	23.7	
YES!	11.9	14.7	13.5	11.4	12.9	
N of Valid	3007	2749	2230	1940	9926	
N of Miss	799	415	319	263	1796	

Table 216: When I am not at home, one of my parents knows where I am and who I am with.

Response	6	8	10	12	Total	
NO!	5.1	5.6	3.4	4.9	4.8	
no	4.1	7.6	9.1	8.7	7.1	
yes	25.5	33.1	42.9	46.0	35.5	
YES!	65.3	53.6	44.6	40.4	52.5	
N of Valid	2991	2748	2227	1935	9901	
N of Miss	815	416	322	268	1821	

Table 217: We argue about the same things in my family over and over.

Response	6	8	10	12	Total	
NO!	38.3	25.4	15.3	16.7	25.3	
no	30.0	32.5	34.1	34.2	32.4	
yes	19.2	26.1	32.7	33.2	26.9	
YES!	12.5	16.0	18.0	15.9	15.4	
N of Valid	2987	2745	2229	1936	9897	
N of Miss	819	419	320	267	1825	

Table 218: If you drank some beer or wine or liquor (for example, vodka, whiskey, or gin) without your parents' permission, would you be caught by your parents?

Response	6	8	10	12	Total	
NO!	16.4	18.1	18.9	23.4	18.8	
no	6.4	23.5	39.2	45.7	26.1	
yes	13.9	19.9	21.2	17.9	18.0	
YES!	63.3	38.5	20.7	13.0	37.1	
N of Valid	3001	2747	2217	1936	9901	
N of Miss	805	417	332	267	1821	

Table 219: My family has clear rules about alcohol and drug use.

Response	6	8	10	12	Total	
NO!	7.7	7.3	5.0	6.7	6.8	
no	4.9	8.2	13.3	11.9	9.1	
yes	14.3	25.3	33.4	39.4	26.6	
YES!	73.1	59.2	48.3	42.0	57.6	
N of Valid	2990	2751	2219	1940	9900	
N of Miss	816	413	330	263	1822	

Table 220: If you carried a handgun without your parents' permission, would you be caught by your parents?

Response	6	8	10	12	Total
NO!	12.1	12.6	11.4	13.5	12.4
no	3.6	9.6	17.2	22.2	12.0
yes	11.3	19.3	27.0	25.1	19.7
YES!	73.0	58.5	44.4	39.2	55.9
N of Valid	2962	2738	2210	1922	9832
N of Miss	844	426	339	281	1890

Table 221: If you skipped school would you be caught by your parents?

Response	6	8	10	12	Total
NO!	11.1	13.1	12.0	16.5	12.9
no	6.4	15.9	25.5	33.2	18.6
yes	15.0	22.6	27.5	26.8	22.2
YES!	67.4	48.4	35.1	23.6	46.3
N of Valid	2969	2726	2206	1932	9833
N of Miss	837	438	343	271	1889

Table 222: Do you feel very close to your mother?

Response	6	8	10	12	Total
NO!	6.9	10.4	9.8	10.2	9.2
no	5.1	10.1	13.9	12.4	9.9
yes	17.0	22.9	30.4	31.6	24.5
YES!	70.9	56.6	46.0	45.8	56.4
N of Valid	2954	2714	2204	1923	9795
N of Miss	852	450	345	280	1927

Table 223: Do you share your thoughts and feelings with your mother?

Response	6	8	10	12	Total	
NO!	12.0	16.5	14.2	13.7	14.1	
no	13.9	21.5	25.4	22.9	20.4	
yes	23.3	24.5	30.7	32.6	27.1	
YES!	50.9	37.5	29.7	30.7	38.4	
N of Valid	2949	2719	2205	1930	9803	
N of Miss	857	445	344	273	1919	

Table 224: My parents ask me what I think before most family decisions affecting me are made.

Response	6	8	10	12	Total	
NO!	14.0	15.1	15.8	14.4	14.8	
no	15.9	20.3	25.9	25.9	21.3	
yes	29.0	33.9	36.6	38.7	34.0	
YES!	41.2	30.7	21.6	21.0	29.9	
N of Valid	2898	2696	2191	1920	9705	
N of Miss	908	468	358	283	2017	

Table 225: Do you share your thoughts and feelings with your father?

Response	6	8	10	12	Total	
NO!	23.4	28.2	30.1	28.5	27.3	
no	19.0	24.6	29.3	27.1	24.5	
yes	22.3	23.4	23.2	27.5	23.9	
YES!	35.2	23.7	17.3	16.9	24.4	
N of Valid	2926	2694	2186	1914	9720	
N of Miss	880	470	363	289	2002	

Table 226: Do you enjoy spending time with your mother?

Response	6	8	10	12	Total	
NO!	5.4	8.4	7.0	7.4	7.0	
no	3.6	7.6	10.2	9.7	7.4	
yes	22.5	31.8	42.0	42.1	33.3	
YES!	68.4	52.2	40.7	40.9	52.3	
N of Valid	2933	2701	2193	1916	9743	
N of Miss	873	463	356	287	1979	

Table 227: Do you enjoy spending time with your father?

Response	6	8	10	12	Total	
NO!	12.5	17.2	18.7	19.2	16.5	
no	5.7	8.5	12.2	13.4	9.5	
yes	21.9	30.1	38.2	38.6	31.1	
YES!	59.9	44.2	30.9	28.8	42.8	
N of Valid	2886	2667	2166	1903	9622	
N of Miss	920	497	383	300	2100	

Table 228: If I had a personal problem, I could ask my mom or dad for help.

Response	6	8	10	12	Total	
NO!	9.3	12.7	12.2	11.7	11.4	
no	5.8	10.7	15.5	13.5	10.9	
yes	21.0	28.9	34.8	37.3	29.5	
YES!	63.8	47.7	37.5	37.4	48.2	
N of Valid	2914	2693	2185	1912	9704	
N of Miss	892	471	364	291	2018	

Table 229: Do you feel very close to your father?

Response	6	8	10	12	Total	
NO!	14.3	20.4	23.7	23.1	19.9	
no	9.9	14.1	20.4	20.4	15.5	
yes	19.8	25.8	26.6	31.0	25.2	
YES!	56.0	39.7	29.3	25.5	39.4	
N of Valid	2878	2668	2161	1905	9612	
N of Miss	928	496	388	298	2110	

Table 230: My parents give me lots of chances to do fun things with them.

Response	6	8	10	12	Total	
NO!	7.5	10.1	10.8	12.2	9.9	
no	9.4	15.8	23.1	25.1	17.4	
yes	24.9	31.5	37.5	38.9	32.3	
YES!	58.1	42.6	28.6	23.8	40.4	
N of Valid	2911	2689	2189	1912	9701	
N of Miss	895	475	360	291	2021	

Table 231: My parents ask if I've gotten my homework done.

Response	6	8	10	12	Total	
NO!	4.9	7.9	8.3	12.2	8.0	
no	2.5	7.0	12.7	18.0	9.1	
yes	18.6	28.3	36.0	39.6	29.3	
YES!	74.0	56.9	43.0	30.2	53.6	
N of Valid	2921	2693	2181	1918	9713	
N of Miss	885	471	368	285	2009	

Table 232: People in my family have serious arguments.

Response	6	8	10	12	Total	
NO!	37.4	27.0	19.4	21.3	27.3	
no	30.1	37.4	42.2	43.2	37.5	
yes	17.0	20.1	24.1	23.6	20.8	
YES!	15.4	15.4	14.3	11.9	14.5	
N of Valid	2879	2680	2174	1913	9646	
N of Miss	927	484	375	290	2076	

Table 233: Would your parents know if you did not come home on time?

Response	6	8	10	12	Total	
NO!	6.2	7.7	6.8	7.8	7.1	
no	6.5	10.3	13.0	14.2	10.6	
yes	22.3	31.7	37.5	40.9	32.0	
YES!	65.1	50.3	42.7	37.1	50.4	
N of Valid	2883	2680	2177	1916	9656	
N of Miss	923	484	372	287	2066	

Table 234: It is important to be honest with your parents, even if they become upset or you get punished.

Response	6	8	10	12	Total	
NO!	5.6	7.5	6.8	6.7	6.6	
no	2.9	7.6	12.8	12.3	8.3	
yes	20.9	33.3	39.2	44.1	33.1	
YES!	70.5	51.7	41.2	37.0	52.0	
N of Valid	2887	2677	2177	1916	9657	
N of Miss	919	487	372	287	2065	

Table 235: My parents notice when I am doing a good job and let me know about it.

Response	6	8	10	12	Total
Never or Almost Never	7.6	9.6	9.7	10.7	9.3
Sometimes	16.9	23.9	29.5	29.3	24.2
Often	27.4	29.1	30.3	31.0	29.2
All the time	48.0	37.3	30.5	29.1	37.4
N of Valid	2898	2685	2183	1909	9675
N of Miss	908	479	366	294	2047

Table 236: How often do your parents tell you they're proud of you for something you've done?

Response	6	8	10	12	Total
Never or Almost Never	7.3	9.5	11.7	11.7	9.8
Sometimes	14.7	23.1	28.7	28.6	22.9
Often	28.8	31.4	29.5	32.1	30.3
All the time	49.2	35.9	30.0	27.6	36.9
N of Valid	2872	2680	2180	1903	9635
N of Miss	934	484	369	300	2087

Table 237: How many brothers and sisters, including stepbrothers and stepsisters, do you have that are younger than you?

Response	6	8	10	12	Total
0	29.5	30.4	31.8	32.3	30.8
1	28.2	25.8	27.6	27.2	27.2
2	17.1	17.7	16.1	16.8	17.0
3	10.6	10.2	9.1	9.6	9.9
4	5.0	5.9	5.3	5.5	5.4
5	3.5	3.3	3.5	3.2	3.4
6 or more	6.1	6.7	6.6	5.5	6.2
N of Valid	2869	2675	2178	1902	9624
N of Miss	937	489	371	301	2098

Table 238: How many brothers and sisters, including stepbrothers and stepsisters, do you have that are older than you?








Response	6	8	10	12	Total	
0	30.8	29.8	31.3	34.0	31.3	
1	26.2	25.6	27.4	26.2	26.3	
2	16.1	17.4	16.3	15.7	16.4	
3	9.8	11.0	10.4	9.9	10.3	
4	6.0	5.9	4.9	4.7	5.5	
5	3.9	3.2	3.2	4.3	3.6	
6 or more	7.2	7.2	6.6	5.2	6.6	
N of Valid	2905	2698	2183	1904	9690	
N of Miss	901	466	366	299	2032	

Table 239: Have you changed homes in the past year (the last 12 months)?



Response	6	8	10	12	Total	
No	65.5	69.4	72.6	76.6	70.4	
Yes	34.5	30.6	27.4	23.4	29.6	
N of Valid	2876	2690	2188	1902	9656	
N of Miss	930	474	361	301	2066	

Table 240: How many times have you changed homes since kindergarten?






Response	6	8	10	12	Total	
Never	29.2	25.9	24.9	23.7	26.2	
1 or 2 times	32.7	30.9	29.8	30.5	31.1	
3 or 4 times	20.5	21.6	21.4	21.7	21.2	
5 or 6 times	9.1	10.9	11.1	13.1	10.8	
7 or more times	8.6	10.7	12.7	10.9	10.6	
N of Valid	2836	2666	2175	1900	9577	
N of Miss	970	498	374	303	2145	

Table 241: Have you changed schools (including changing from elementary to middle and middle to high school) in the past year?

Response	6	8	10	12	Total
No	37.2	62.6	56.2	74.9	56.1
Yes	62.8	37.4	43.8	25.1	43.9
N of Valid	2807	2655	2165	1892	9519
N of Miss	999	509	384	311	2203

Table 242: How many times have you changed schools since kindergarten (including changing from elementary to middle and middle to high school)?

Response	6	8	10	12	Total
Never	21.6	18.0	14.3	14.5	17.5
1 or 2 times	43.6	35.4	20.7	19.9	31.4
3 or 4 times	21.7	28.6	37.0	38.5	30.4
5 or 6 times	8.7	10.6	16.6	16.6	12.6
7 or more times	4.5	7.4	11.5	10.4	8.0
N of Valid	2829	2663	2171	1900	9563
N of Miss	977	501	378	303	2159

Table 243: Has anyone in your family ever had severe alcohol or drug problems?

Response	6	8	10	12	Total
No	73.6	64.5	56.7	54.8	63.5
Yes	26.4	35.5	43.3	45.2	36.5
N of Valid	2799	2647	2152	1884	9482
N of Miss	1007	517	397	319	2240

Table 244: About how many adults (over 21) have you known personally who in the past year have: used marijuana, crack, cocaine, or other drugs?






Response	6	8	10	12	Total	
0	78.0	62.8	45.9	42.2	59.3	
1	11.2	14.6	16.7	15.6	14.3	
2	4.8	7.5	11.9	12.3	8.6	
3-4	3.0	6.0	9.9	10.2	6.8	
5+	3.1	9.1	15.6	19.8	11.0	
N of Valid	2812	2667	2166	1901	9546	
N of Miss	994	497	383	302	2176	

Table 245: About how many adults (over 21) have you known personally who in the past year have: sold or dealt drugs?






Response	6	8	10	12	Total	
0	86.5	73.0	62.1	56.2	71.1	
1	7.3	10.4	12.3	12.5	10.4	
2	3.0	6.3	8.9	10.5	6.7	
3-4	1.2	3.6	6.1	8.4	4.4	
5+	2.0	6.7	10.6	12.3	7.3	
N of Valid	2802	2654	2161	1897	9514	
N of Miss	1004	510	388	306	2208	

Table 246: About how many adults (over 21) have you known personally who in the past year have: done other things that could get them in trouble with the police, like stealing, selling stolen goods, mugging or assaulting others, etc.?






Response	6	8	10	12	Total	
0	80.7	67.8	57.3	56.4	66.9	
1	11.0	12.7	14.6	13.4	12.8	
2	3.7	6.5	8.7	10.0	6.9	
3-4	2.2	4.9	7.3	7.4	5.1	
5+	2.4	8.1	12.2	12.8	8.3	
N of Valid	2802	2658	2161	1894	9515	
N of Miss	1004	506	388	309	2207	

Table 247: About how many adults (over 21) have you known personally who in the past year have: gotten drunk or high?

Response	6	8	10	12	Total	
0	61.5	43.1	26.8	25.9	41.4	
1	19.0	17.5	16.2	14.7	17.1	
2	7.5	11.2	13.8	12.4	11.0	
3-4	4.4	8.2	11.5	12.0	8.6	
5+	7.6	20.1	31.7	35.0	22.0	
N of Valid	2788	2653	2154	1896	9491	
N of Miss	1018	511	395	307	2231	

Table 248: How honest were you in filling out this survey?

Response	6	8	10	12	Total	
I was very honest	84.9	78.6	82.9	80.8	81.9	
I was honest pretty much of the time	12.7	17.8	14.5	15.1	15.0	
I was honest some of the time	1.8	2.6	2.0	2.8	2.3	
I was honest once in a while	0.5	1.0	0.5	1.3	0.8	
I was not honest at all	0.0	0.0	0.0	0.0	0.0	
N of Valid	2823	2676	2184	1908	9591	
N of Miss	983	488	365	295	2131	