

2010 APNA



Arkansas Prevention Needs Assessment Student Survey

Baxter County Tables

Arkansas Department of Human Services
Division of Behavioral Sciences
Office of Alcohol and Drug Abuse Prevention

Conducted by International Survey Associates dba Pride Surveys

Contents

1	INTRODUCTION	11
2	PERCENTAGE TABLES	16

List of Tables

1	Sex	17
2	Age	17
3	Are you Hispanic or Latino?	17
4	What is your race? Black or African American	18
5	What is your race? Asian	18
6	What is your race? American Indian	18
7	What is your race? Alaska Native	18
8	What is your race? White	19
9	What is your race? Native Hawaiian or Other Pacific Islander	19
10	What is your race? Other	19
11	What is the highest level of schooling completed by your mother or father?	20
12	Think of where you live most of the time. Which of the following people live there with you? Mother	20
13	Think of where you live most of the time. Which of the following people live there with you? Stepmother	20
14	Think of where you live most of the time. Which of the following people live there with you? Foster Mother	21
15	Think of where you live most of the time. Which of the following people live there with you? Grandmother	21
16	Think of where you live most of the time. Which of the following people live there with you? Aunt	21
17	Think of where you live most of the time. Which of the following people live there with you? Father	21
18	Think of where you live most of the time. Which of the following people live there with you? Stepfather	22
19	Think of where you live most of the time. Which of the following people live there with you? Foster Father	22
20	Think of where you live most of the time. Which of the following people live there with you? Grandfather	22
21	Think of where you live most of the time. Which of the following people live there with you? Uncle	22
22	Think of where you live most of the time. Which of the following people live there with you? Other Adults	23
23	Think of where you live most of the time. Which of the following people live there with you? Brother(s)	23
24	Think of where you live most of the time. Which of the following people live there with you? Stepbrother(s)	23
25	Think of where you live most of the time. Which of the following people live there with you? Sister(s)	23
26	Think of where you live most of the time. Which of the following people live there with you? Stepsister(s)	24

27	Think of where you live most of the time. Which of the following people live there with you? Other Children	24
28	In my school, students have lots of chances to help decide things like class activities and rules.	24
29	Teachers ask me to work on special classroom projects.	24
30	My teacher(s) notices when I am doing a good job and lets me know about it.	25
31	There are lots of chances for students in my school to get involved in sports, clubs, and other school activities outside of class.	25
32	There are lots of chances for students in my school to talk with a teacher one-on-one.	25
33	I feel safe at my school.	26
34	The school lets my parents know when I have done something well.	26
35	My teachers praise me when I work hard in school.	26
36	Are your school grades better than the grades of most students in your class?	27
37	I have lots of chances to be part of class discussions or activities.	27
38	Now thinking back over the past year in school, how often did you: enjoy being in school?	27
39	Now thinking back over the past year in school, how often did you: hate being in school?	28
40	Now thinking back over the past year in school, how often did you: try to do your best work in school?	28
41	How often do you feel that the school work you are assigned is meaningful and important?	28
42	Putting them all together, what were your grades like last year?	29
43	How important do you think the things you are learning in school are going to be for your later life?	29
44	How interesting are most of your courses to you?	29
45	During the LAST FOUR WEEKS how many whole days of school have you missed because you skipped or 'cut'?	30
46	What are the chances you would be seen as cool if you: smoked cigarettes?	30
47	What are the chances you would be seen as cool if you: worked hard at school?	30
48	What are the chances you would be seen as cool if you: began drinking alcoholic beverages regularly, that is, at least once or twice a month?	31
49	What are the chances you would be seen as cool if you: defended someone who was being verbally abused at school?	31
50	What are the chances you would be seen as cool if you: smoked marijuana?	31
51	What are the chances you would be seen as cool if you: carried a handgun?	32

52	What are the chances you would be seen as cool if you: regularly volunteered to do community service?	32
53	Think of your four best friends (the friends you feel closest to). In the past year (12 months), how many of your best friends have: participated in clubs, organizations or activities at school?	32
54	Think of your four best friends (the friends you feel closest to). In the past year (12 months), how many of your best friends have: smoked cigarettes?	33
55	Think of your four best friends (the friends you feel closest to). In the past year (12 months), how many of your best friends have: tried beer, wine or hard liquor (for example, vodka, whiskey, or gin) when their parents didn't know about it?	33
56	Think of your four best friends (the friends you feel closest to). In the past year (12 months), how many of your best friends have: made a commitment to stay drug-free?	33
57	Think of your four best friends (the friends you feel closest to). In the past year (12 months), how many of your best friends have: used marijuana?	34
58	Think of your four best friends (the friends you feel closest to). In the past year (12 months), how many of your best friends have: tried to do well in school?	34
59	Think of your four best friends (the friends you feel closest to). In the past year (12 months), how many of your best friends have: used LSD, cocaine, amphetamines, or other illegal drugs?	34
60	Think of your four best friends (the friends you feel closest to). In the past year (12 months), how many of your best friends have: been suspended from school?	35
61	Think of your four best friends (the friends you feel closest to). In the past year (12 months), how many of your best friends have: liked school?	35
62	Think of your four best friends (the friends you feel closest to). In the past year (12 months), how many of your best friends have: carried a handgun?	35
63	Think of your four best friends (the friends you feel closest to). In the past year (12 months), how many of your best friends have: sold illegal drugs?	36
64	Think of your four best friends (the friends you feel closest to). In the past year (12 months), how many of your best friends have: regularly attended religious services?	36
65	Think of your four best friends (the friends you feel closest to). In the past year (12 months), how many of your best friends have: stolen or tried to steal a motor vehicle such as a car or motorcycle?	36
66	Think of your four best friends (the friends you feel closest to). In the past year (12 months), how many of your best friends have: been arrested?	37

67	Think of your four best friends (the friends you feel closest to). In the past year (12 months), how many of your best friends have: dropped out of school?	37
68	Think of your four best friends (the friends you feel closest to). In the past year (12 months), how many of your best friends have: been members of a gang?	37
69	How old were you when you first: smoked marijuana?	38
70	How old were you when you first: smoked a cigarette, even just a puff?	38
71	How old were you when you first: had more than a sip or two of beer, wine or hard liquor (for example, vodka, whiskey, or gin)? . . .	39
72	How old were you when you first: began drinking alcoholic beverages regularly, that is, at least once or twice a month?	39
73	How old were you when you first: used phenoxydine (pox, px, breeze)?	40
74	How old were you when you first: got suspended from school? . . .	40
75	How old were you when you first: got arrested?	41
76	How old were you when you first: carried a handgun?	41
77	How old were you when you first: attacked someone with the idea of seriously hurting them?	42
78	How old were you when you first: belonged to a gang?	42
79	How wrong do you think it is for someone your age to: take a handgun to school?	43
80	How wrong do you think it is for someone your age to: steal anything worth more than \$5?	43
81	How wrong do you think it is for someone your age to: pick a fight with someone?	43
82	How wrong do you think it is for someone your age to: attack someone with the idea of seriously hurting them?	44
83	How wrong do you think it is for someone your age to: stay away from school all day when their parents think they are at school? . .	44
84	How wrong do you think it is for someone your age to: drink beer, wine or hard liquor (for example, vodka, whiskey, or gin) regularly? .	44
85	How wrong do you think it is for someone your age to: smoke cigarettes?	45
86	How wrong do you think it is for someone your age to: smoke marijuana?	45
87	How wrong do you think it is for someone your age to: use LSD, cocaine, amphetamines or another illegal drug?	45
88	At school during the past 12 months, did you receive help from the resource teacher, speech therapist or other special education teacher?	46
89	How many times in the past year (12 months) have you: been suspended from school?	46
90	How many times in the past year (12 months) have you: carried a handgun?	46

91	How many times in the past year (12 months) have you: sold illegal drugs?	47
92	How many times in the past year (12 months) have you: stolen or tried to steal a motor vehicle such as a car or motorcycle?	47
93	How many times in the past year (12 months) have you: participated in clubs, organizations or activities at school?	48
94	How many times in the past year (12 months) have you: been arrested?	48
95	How many times in the past year (12 months) have you: done extra work on your own for school?	49
96	How many times in the past year (12 months) have you: attacked someone with the idea of seriously hurting them?	49
97	How many times in the past year (12 months) have you: been drunk or high at school?	50
98	How many times in the past year (12 months) have you: volunteered to do community service?	50
99	How many times in the past year (12 months) have you: taken a handgun to school?	51
100	Are you currently on probation, or assigned a probation officer with Juvenile Court?	51
101	Have you ever belonged to a gang?	51
102	If you have ever belonged to a gang, did that gang have a name? . .	52
103	How many times have you done the following things? done what feels good no matter what.	52
104	How many times have you done the following things? done something dangerous because someone dared you to do it.	52
105	How many times have you done the following things? done crazy things even if they are a little dangerous.	53
106	You're looking at CD's in a music store with a friend. You look up and see her slip a CD under her coat. She smiles and says 'Which one do you want? Go ahead, take it while nobody's around.' There is nobody in sight, no employees and no other customers. What would you do now?	53
107	You are visiting another part of town, and you don't know any of the people your age there. You are walking down the street, and some teenager you don't know is walking toward you. He is about your size, and as he is about to pass you, he deliberately bumps into you and you almost lose your balance. What would you say or do? .	53
108	You are at a party at someone's house, and one of your friends offers you a drink containing alcohol. What would you say or do?	54
109	It's 8:00 on a weeknight and you are about to go over to a friend's home when your mother asks you where you are going. You say 'Oh, just going to go hang out with some friends.' She says, 'No, you'll just get into trouble if you go out. Stay home tonight.' What would you do now?	54
110	How often do you attend religious services or activities?	54

111	I do the opposite of what people tell me, just to get them mad. . . .	55
112	I like to see how much I can get away with.	55
113	I ignore rules that get in my way.	55
114	I think sometimes it's okay to cheat at school.	56
115	It is important to think before you act.	56
116	Sometimes I think that life is not worth it.	56
117	At times I think I am no good at all.	57
118	All in all, I am inclined to think that I am a failure.	57
119	In the past year, have you felt depressed or sad MOST days, even if you felt okay sometimes?	57
120	It is all right to beat up people if they start the fight.	58
121	I think it is okay to take something without asking if you can get away with it.	58
122	Sometimes we don't know what we will do as adults, but we may have an idea. Please answer how true these statements may be for you. WHEN I AM AN ADULT I WILL: smoke cigarettes.	58
123	Sometimes we don't know what we will do as adults, but we may have an idea. Please answer how true these statements may be for you. WHEN I AM AN ADULT I WILL: drink beer, wine, or liquor.	59
124	Sometimes we don't know what we will do as adults, but we may have an idea. Please answer how true these statements may be for you. WHEN I AM AN ADULT I WILL: smoke marijuana.	59
125	Sometimes we don't know what we will do as adults, but we may have an idea. Please answer how true these statements may be for you. WHEN I AM AN ADULT I WILL: use LSD, cocaine, amphetamines or another illegal drug.	59
126	How much do you think people risk harming themselves (physically or in other ways) if they: smoked one or more packs of cigarettes per day?	60
127	How much do you think people risk harming themselves (physically or in other ways) if they: try marijuana once or twice?	60
128	How much do you think people risk harming themselves (physically or in other ways) if they: smoke marijuana regularly?	60
129	How much do you think people risk harming themselves (physically or in other ways) if they: take one or two drinks of an alcoholic beverage (beer, wine, liquor) nearly every day?	61
130	How much do you think people risk harming themselves (physically or in other ways) if they: have five or more drinks once or twice each weekend?	61
131	Have you ever used smokeless tobacco (chew, snuff, plug, dipping tobacco, or chewing tobacco)?	61
132	How often have you taken smokeless tobacco during the past 30 days?	62
133	Have you ever smoked cigarettes?	62
134	How frequently have you smoked cigarettes during the past 30 days?	62

135	Which statement best describes rules about smoking inside your home?	63
136	Which statement best describes rules about smoking in your family cars?	63
137	During this school year, were you taught in any of your classes about the dangers of tobacco use?	64
138	During the past 12 months, have you participated in any community activities to discourage people your age from using cigarettes, chewing tobacco, snuff, dip or cigars?	64
139	On how many occasions have you had alcoholic beverages (beer, wine or hard liquor) to drink in your lifetime - more than just a few sips?	64
140	On how many occasions have you had beer, wine or hard liquor to drink during the past 30 days?	65
141	On how many occasions have you used marijuana (grass, pot) or hashish (hash, hash oil) in your lifetime?	65
142	On how many occasions have you used marijuana (grass, pot) or hashish (hash, hash oil) during the past 30 days?	65
143	On how many occasions have you used LSD or other psychedelics in your lifetime?	66
144	On how many occasions have you used LSD or other psychedelics during the past 30 days?	66
145	On how many occasions have you used cocaine or crack in your lifetime?	66
146	On how many occasions have you used cocaine or crack during the past 30 days?	67
147	On how many occasions have you sniffed glue, breathed the contents of an aerosol spray can, or inhaled other gases or sprays, in order to get high in your lifetime?	67
148	On how many occasions have you sniffed glue, breathed the contents of an aerosol spray can, or inhaled other gases or sprays, in order to get high during the past 30 days?	68
149	On how many occasions have you used phenoxydine (pox, px, breeze) in your lifetime?	68
150	On how many occasions have you used phenoxydine (pox, px, breeze) during the past 30 days?	69
151	On how many occasions have you used sedatives (tranquilizers, such as Valium or Xanax, barbiturates, or sleeping pills) without a doctor telling you to take them, in your lifetime?	69
152	On how many occasions have you used sedatives (tranquilizers, such as Valium or Xanax, barbiturates, or sleeping pills) without a doctor telling you to take them, during the past 30 days?	70
153	On how many occasions have you used methamphetamines (meth, speed, crank, crystal meth) in your lifetime?	70

154	On how many occasions have you used methamphetamines (meth, speed, crank, crystal meth) in the past 30 days?	71
155	On how many occasions have you used stimulants, other than Methamphetamines (such as amphetamines, Ritalin or Dexedrine) without a doctor telling you to take them, in your lifetime?	71
156	On how many occasions have you used stimulants, other than Methamphetamines (such as amphetamines, Ritalin or Dexedrine) without a doctor telling you to take them, during the past 30 days?	72
157	On how many occasions have you used heroin or other opiates in your lifetime?	72
158	On how many occasions have you used heroin or other opiates during the past 30 days?	73
159	On how many occasions have you used MDMA ('X', 'E', or ecstasy) in your lifetime?	73
160	On how many occasions have you used MDMA ('X', 'E', or ecstasy) during the past 30 days?	73
161	On how many occasions have you taken prescription drugs (such as Valium, Xanax, Ritalin, Adderall, OxyContin, Darvocet, or sleeping pills) on your own-that is, without a doctor telling you to take them in your lifetime?	74
162	On how many occasions have you taken prescription drugs (such as Valium, Xanax, Ritalin, Adderall, OxyContin, Darvocet, or sleeping pills) on your own-that is, without a doctor telling you to take them during the past 30 days?	74
163	On how many occasions have you taken non-prescription medicines such as diet pills (for example, Dietac, Dexatrim or Prolamine), stay-awake pills (for example No-Doz, Vivarin, or Wake), or cough or cold medicines (robos, DXM, etc.) to get high in your lifetime?	75
164	On how many occasions have you taken non-prescription medicines such as diet pills (for example, Dietac, Dexatrim or Prolamine), stay-awake pills (for example No-Doz, Vivarin, or Wake), or cough or cold medicines (robos, DXM, etc.) to get high during the past 30 days?	75
165	On how many occasions have you been drunk or very high from drinking alcoholic beverages during the past 30 days?	76
166	On how many occasions have you drunk flavored alcoholic beverages, sometimes called 'alcopops' (like Mike's Hard Lemonade, Smirnoff Ice, Bacardi Breezers, etc.) in your lifetime?	76
167	On how many occasions have you drunk flavored alcoholic beverages, sometimes called 'alcopops' (like Mike's Hard Lemonade, Smirnoff Ice, Bacardi Breezers, etc.) during the past 30 days?	77
168	Think back over the last two weeks. How many times have you had five or more alcoholic drinks in a row?	77
169	During the past 30 days, how many times did you ride in a car or other vehicle driven by someone who had been drinking alcohol?	77

170	During the past 30 days, how many times did you drive a car or other vehicle when you had been drinking alcohol?	78
171	If you drank alcohol (not just a sip or taste) in the past year, how did you usually get it?	78
172	If you drank alcohol (not just a sip or taste) in the past year, where did you usually drink it?	79
173	During the last month, about how many marijuana cigarettes, or the equivalent, did you smoke a day, on the average?	79
174	How wrong would most adults (over 21) in your neighborhood think it is for kids your age: to use marijuana?	80
175	How wrong would most adults (over 21) in your neighborhood think it is for kids your age: to drink alcohol?	80
176	How wrong would most adults (over 21) in your neighborhood think it is for kids your age: to smoke cigarettes?	80
177	How much do each of the following statements describe your neighborhood? crime and/or drug selling	81
178	How much do each of the following statements describe your neighborhood? fights	81
179	How much do each of the following statements describe your neighborhood? lots of empty or abandoned buildings	81
180	How much do each of the following statements describe your neighborhood? lots of graffiti	82
181	If I had to move, I would miss the neighborhood I now live in.	82
182	My neighbors notice when I am doing a good job and let me know about it.	82
183	I like my neighborhood.	83
184	There are lots of adults in my neighborhood I could talk to about something important.	83
185	I'd like to get out of my neighborhood.	83
186	There are people in my neighborhood who are proud of me when I do something well.	84
187	There are people in my neighborhood who encourage me to do my best.	84
188	I feel safe in my neighborhood.	84
189	Which of the following activities for people your age are available in your community? sports teams?	85
190	Which of the following activities for people your age are available in your community? scouting?	85
191	Which of the following activities for people your age are available in your community? boys and girls clubs?	85
192	Which of the following activities for people your age are available in your community? 4-H clubs?	85
193	Which of the following activities for people your age are available in your community? service clubs?	86

194	If a kid smoked marijuana in your neighborhood would he or she be caught by the police?	86
195	If a kid drank some beer, wine or hard liquor (for example, vodka, whiskey, or gin) in your neighborhood would he or she be caught by the police?	86
196	If a kid carried a handgun in your neighborhood would he or she be caught by the police?	87
197	If you wanted to get some cigarettes, how easy would it be for you to get some?	87
198	If you wanted to get some beer, wine or hard liquor (for example, vodka, whiskey, or gin), how easy would it be for you to get some?	87
199	If you wanted to get a drug like cocaine, LSD, or amphetamines, how easy would it be for you to get some?	88
200	If you wanted to get a handgun, how easy would it be for you to get one?	88
201	If you wanted to get some marijuana, how easy would it be for you to get some?	88
202	During the past 12 months, have you participated in any alcohol prevention programs or seen any alcohol prevention messages in your school or community? Yes, a school-based program focused on preventing underage drinking and/or drinking and driving.	89
203	During the past 12 months, have you participated in any alcohol prevention programs or seen any alcohol prevention messages in your school or community? Yes, a community-based program focused on preventing underage drinking and/or drinking and driving (for example, through your church or temple or through youth groups like Boys and Girls Club or 4-H).	89
204	During the past 12 months, have you participated in any alcohol prevention programs or seen any alcohol prevention messages in your school or community? Yes, a media campaign addressing underage drinking and/or drinking and driving (for example, newspaper ads, posters, pamphlets, radio, TV).	89
205	During the past 12 months, have you participated in any alcohol prevention programs or seen any alcohol prevention messages in your school or community? No	89
206	How wrong do your parents feel it would be for YOU to: drink beer, wine or hard liquor (for example, vodka, whiskey or gin) regularly?	90
207	How wrong do your parents feel it would be for YOU to: smoke cigarettes?	90
208	How wrong do your parents feel it would be for YOU to: smoke marijuana?	90
209	How wrong do your parents feel it would be for YOU to: steal something worth more than \$5?	91

210	How wrong do your parents feel it would be for YOU to: draw graffiti, write things, or draw pictures on buildings or other property (without the owner's permission)?	91
211	How wrong do your parents feel it would be for YOU to: pick a fight with someone?	91
212	During the past 12 months, have you talked with at least one of your parents about the dangers of underage drinking and/or drinking and driving? By parents, we mean either your biological parents, adoptive parents, stepparents, or adult guardians - whether or not they live with you.	92
213	Have any of your brothers or sisters ever: drunk beer, wine or hard liquor (for example, vodka, whiskey or gin)?	92
214	Have any of your brothers or sisters ever: smoked marijuana?	92
215	Have any of your brothers or sisters ever: smoked cigarettes?	92
216	Have any of your brothers or sisters ever: taken a handgun to school?	93
217	Have any of your brothers or sisters ever: been suspended or expelled from school?	93
218	The rules in my family are clear.	93
219	People in my family often insult or yell at each other.	94
220	When I am not at home, one of my parents knows where I am and who I am with.	94
221	We argue about the same things in my family over and over.	94
222	If you drank some beer or wine or liquor (for example, vodka, whiskey, or gin) without your parents' permission, would you be caught by your parents?	95
223	My family has clear rules about alcohol and drug use.	95
224	If you carried a handgun without your parents' permission, would you be caught by your parents?	95
225	If you skipped school would you be caught by your parents?	96
226	Do you feel very close to your mother?	96
227	Do you share your thoughts and feelings with your mother?	96
228	My parents ask me what I think before most family decisions affecting me are made.	97
229	Do you share your thoughts and feelings with your father?	97
230	Do you enjoy spending time with your mother?	97
231	Do you enjoy spending time with your father?	98
232	If I had a personal problem, I could ask my mom or dad for help.	98
233	Do you feel very close to your father?	98
234	My parents give me lots of chances to do fun things with them.	99
235	My parents ask if I've gotten my homework done.	99
236	People in my family have serious arguments.	99
237	Would your parents know if you did not come home on time?	100
238	It is important to be honest with your parents, even if they become upset or you get punished.	100

239	My parents notice when I am doing a good job and let me know about it.	100
240	How often do your parents tell you they're proud of you for something you've done?	101
241	How many brothers and sisters, including stepbrothers and sisters, do you have that are younger than you?	101
242	How many brothers and sisters, including stepbrothers and sisters, do you have that are older than you?	101
243	Have you changed homes in the past year (the last 12 months)?	102
244	How many times have you changed homes since kindergarten?	102
245	Have you changed schools (including changing from elementary to middle and middle to high school) in the past year?	102
246	How many times have you changed schools since kindergarten (including changing from elementary to middle and middle to high school)?	103
247	Has anyone in your family ever had severe alcohol or drug problems?	103
248	About how many adults (over 21) have you known personally who in the past year have: used marijuana, crack, cocaine, or other drugs?	103
249	About how many adults (over 21) have you known personally who in the past year have: sold or dealt drugs?	104
250	About how many adults (over 21) have you known personally who in the past year have: done other things that could get them in trouble with the police, like stealing, selling stolen goods, mugging or assaulting others, etc.?	104
251	About how many adults (over 21) have you known personally who in the past year have: gotten drunk or high?	104
252	Have you seen or heard information about underage drinking in the past 12 months from the following sources? Radio	105
253	Have you seen or heard information about underage drinking in the past 12 months from the following sources? TV.	105
254	Have you seen or heard information about underage drinking in the past 12 months from the following sources? Print. This includes information on underage drinking you may have seen in the newspaper, on a billboard, in pamphlets, on stickers, etc.	105
255	Have you seen or heard information about underage drinking in the past 12 months from the following sources? Website or social media? (Facebook, Myspace, website, etc.)	105
256	The next questions ask about your opinions of the information you saw or heard. If you have seen or heard more than one ad, please think about your favorite ad when answering these questions. The information about underage drinking that I saw or heard was convincing.	106

257	The next questions ask about your opinions of the information you saw or heard. If you have seen or heard more than one ad, please think about your favorite ad when answering these questions. The information about underage drinking that I saw or heard grabbed my attention.	106
258	The next questions ask about your opinions of the information you saw or heard. If you have seen or heard more than one ad, please think about your favorite ad when answering these questions. The information about underage drinking that I saw or heard said something important to me.	106
259	The next questions ask about your opinions of the information you saw or heard. If you have seen or heard more than one ad, please think about your favorite ad when answering these questions. Seeing or hearing this information about underage drinking made me want to stop or decrease my drinking.	107
260	How honest were you in filling out this survey?	107

List of Figures

1	Grade Chart	12
2	Gender Chart	13
3	Age Chart	14
4	Ethnic Origin Chart	15

1 INTRODUCTION

This report was generated from data collected on the *2010 Arkansas Prevention Needs Assessment Student Survey*. This report contains basic frequency tables of all data collected and graphs on the selected demographic variables of grade, gender, age and ethnic origin. The graph on ethnic origin is represented as a bar chart rather than as a pie chart. This is because students were allowed to mark more than one response for ethnic origin as opposed to being allowed to mark only one response. The bars represent the percent of students who marked each of the ethnic categories.

Questions regarding the information found in this report can be directed to:

Pride Surveys

160 Vanderbilt Court
Bowling Green, KY 42103
1-800-279-6361
www.pridesurveys.com

Grade Chart

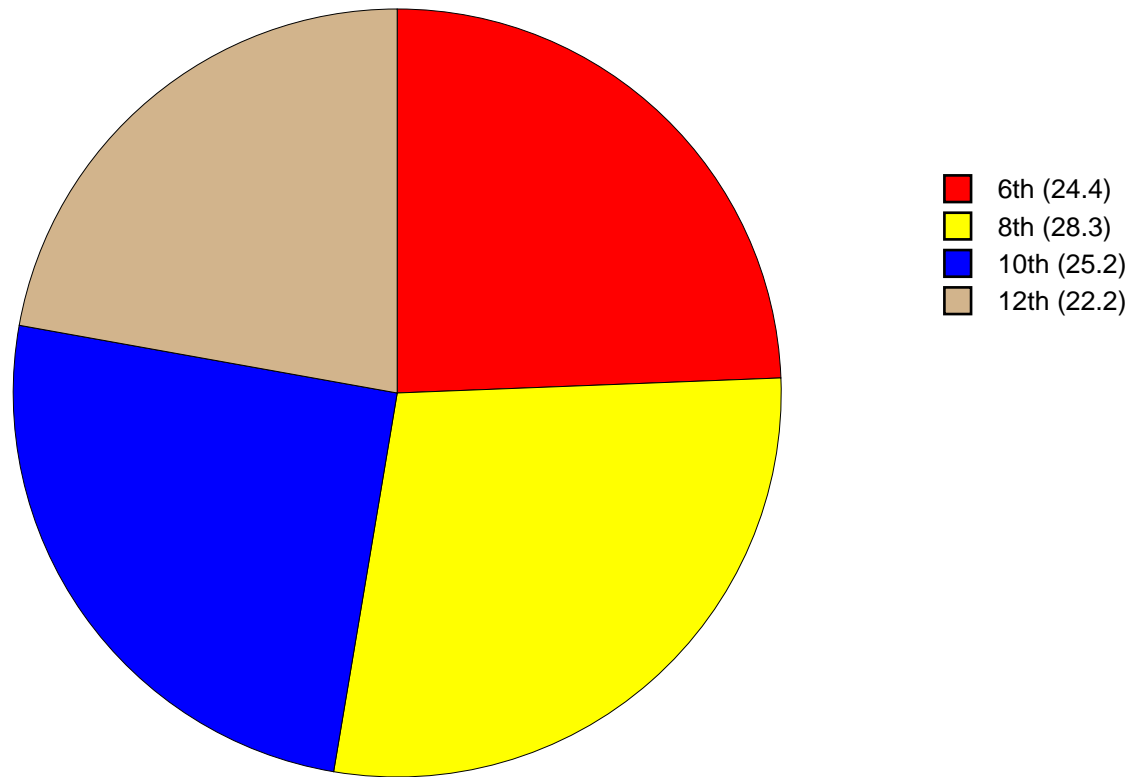


Figure 1: Grade Chart

Gender Chart

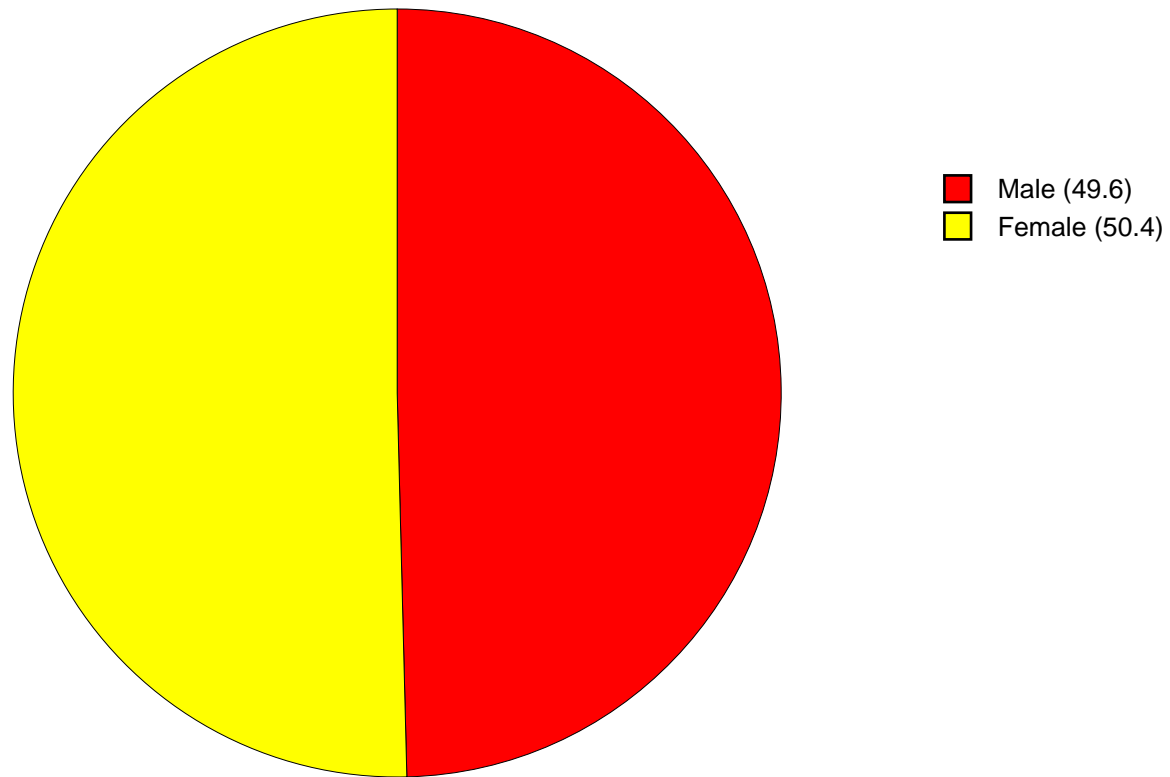


Figure 2: Gender Chart

Age Chart

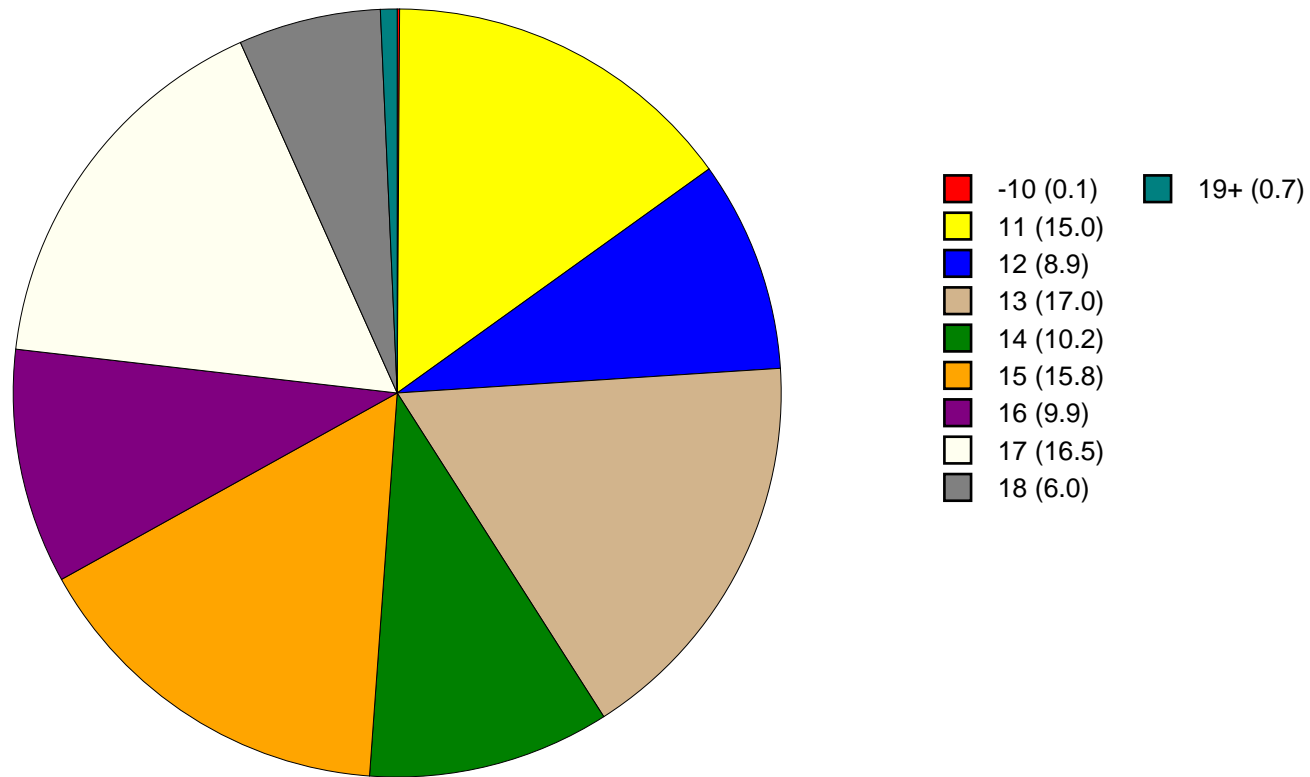


Figure 3: Age Chart

Ethnic Origin Chart

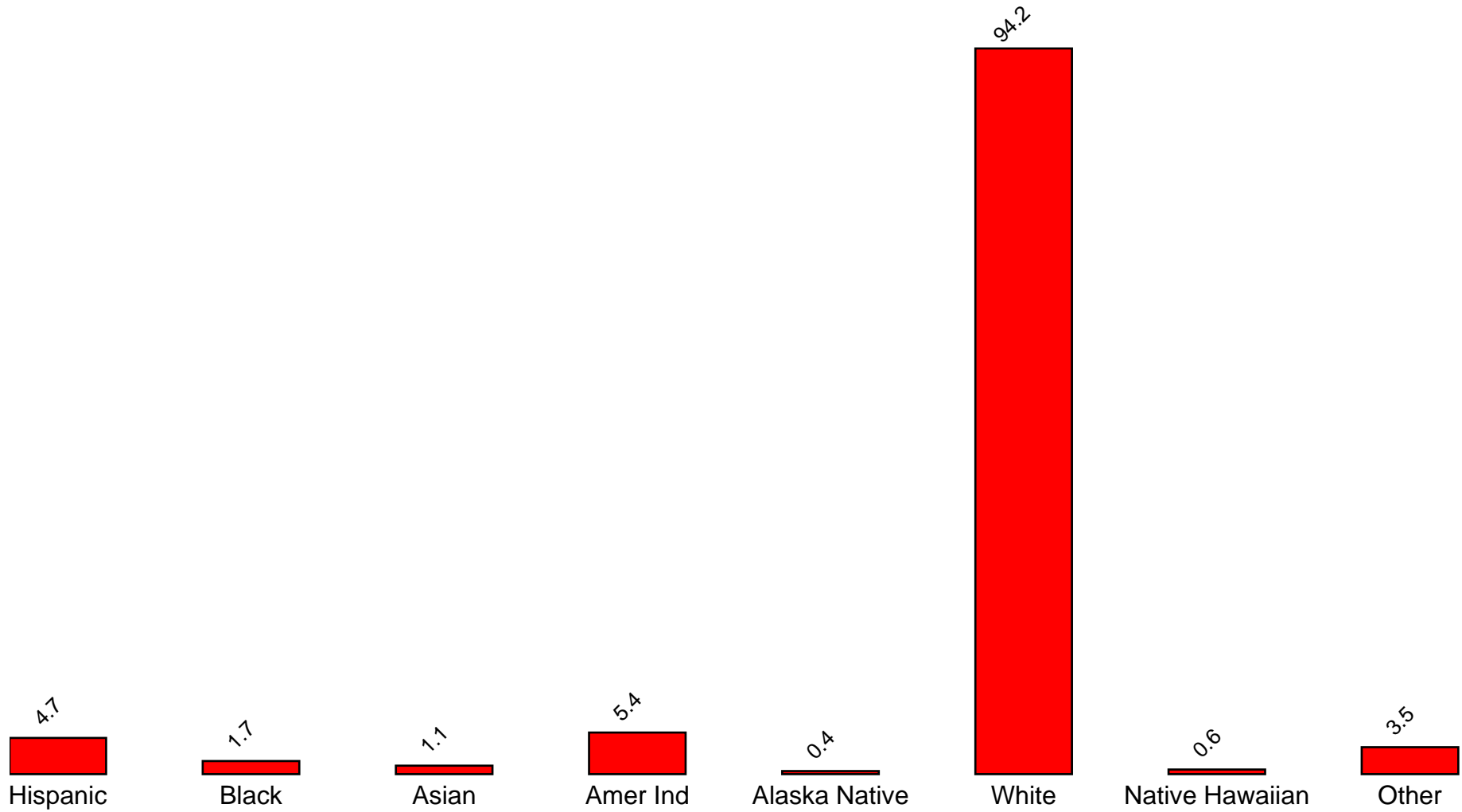


Figure 4: Ethnic Origin Chart

2 PERCENTAGE TABLES

The following tables contain frequency distribution detailing how your students responded to each question on the survey. The tables appear in the same order as the questions on the survey. The tables include breakdowns by grade level as well as overall percentages. The *N of Valid* row is a frequency count of the number of valid responses to each question for each grade and overall. The *N of Miss* row is a frequency count of the number of invalid (marked more than one response) or missing (i.e. did not respond) responses to each question for each grade and overall.

For the questions that allowed more than one response (i.e. race, live with, etc.) each response becomes a separate table. If a student did not mark the response, that was counted as a NO response, and if they did mark the response, that was counted as a YES response. Since a non response is a valid response for these questions, the *N of Miss* will always be zero for these questions.

Table 1: Sex



Response	6	8	10	12	Total	
Male	47.1	52.2	48.9	49.6	49.6	
Female	52.9	47.8	51.1	50.4	50.4	
N of Valid	263	314	278	248	1103	
N of Miss	9	2	3	0	14	

Table 2: Age











Response	6	8	10	12	Total	
10 or younger	0.4	0.0	0.0	0.0	0.1	
11	61.6	0.0	0.0	0.0	15.0	
12	36.2	0.3	0.0	0.0	8.9	
13	1.8	58.5	0.0	0.0	17.0	
14	0.0	35.8	0.4	0.0	10.2	
15	0.0	5.1	56.9	0.0	15.8	
16	0.0	0.3	37.7	1.2	9.9	
17	0.0	0.0	5.0	68.5	16.5	
18	0.0	0.0	0.0	27.0	6.0	
19 or older	0.0	0.0	0.0	3.2	0.7	
N of Valid	271	316	281	248	1116	
N of Miss	1	0	0	0	1	

Table 3: Are you Hispanic or Latino?



Response	6	8	10	12	Total	
No	95.8	96.4	95.0	93.8	95.3	
Yes	4.2	3.6	5.0	6.2	4.7	
N of Valid	260	305	278	243	1086	
N of Miss	12	11	3	5	31	

Table 4: What is your race? Black or African American



Response	6	8	10	12	Total	
No	99.3	98.4	97.5	98.0	98.3	
Yes	0.7	1.6	2.5	2.0	1.7	
N of Valid	272	316	281	248	1117	
N of Miss	0	0	0	0	0	

Table 5: What is your race? Asian



Response	6	8	10	12	Total	
No	99.6	99.4	98.6	98.0	98.9	
Yes	0.4	0.6	1.4	2.0	1.1	
N of Valid	272	316	281	248	1117	
N of Miss	0	0	0	0	0	

Table 6: What is your race? American Indian



Response	6	8	10	12	Total	
No	92.3	93.7	96.1	96.8	94.6	
Yes	7.7	6.3	3.9	3.2	5.4	
N of Valid	272	316	281	248	1117	
N of Miss	0	0	0	0	0	

Table 7: What is your race? Alaska Native



Response	6	8	10	12	Total	
No	100.0	99.7	98.9	99.6	99.6	
Yes	0.0	0.3	1.1	0.4	0.4	
N of Valid	272	316	281	248	1117	
N of Miss	0	0	0	0	0	

Table 8: What is your race? White



Response	6	8	10	12	Total	
No	6.6	7.6	4.6	4.0	5.8	
Yes	93.4	92.4	95.4	96.0	94.2	
N of Valid	272	316	281	248	1117	
N of Miss	0	0	0	0	0	

Table 9: What is your race? Native Hawaiian or Other Pacific Islander



Response	6	8	10	12	Total	
No	99.6	99.4	98.9	99.6	99.4	
Yes	0.4	0.6	1.1	0.4	0.6	
N of Valid	272	316	281	248	1117	
N of Miss	0	0	0	0	0	

Table 10: What is your race? Other



Response	6	8	10	12	Total	
No	96.0	96.2	98.2	95.6	96.5	
Yes	4.0	3.8	1.8	4.4	3.5	
N of Valid	272	316	281	248	1117	
N of Miss	0	0	0	0	0	

Table 11: What is the highest level of schooling completed by your mother or father?









Response	6	8	10	12	Total	
Completed grade school or less	1.2	1.9	2.5	1.2	1.7	
Some high school	2.4	4.5	8.2	11.4	6.5	
Completed high school	13.1	15.3	21.8	24.0	18.4	
Some college	9.6	17.9	21.8	22.4	18.0	
Completed college	22.7	29.4	26.8	26.0	26.4	
Graduate or professional school after college	9.6	9.3	10.0	12.2	10.2	
Don't know	38.6	20.8	8.2	2.0	17.4	
Does not apply	2.8	1.0	0.7	0.8	1.3	
N of Valid	251	313	280	246	1090	
N of Miss	15	1	1	2	17	

Table 12: Think of where you live most of the time. Which of the following people live there with you? Mother



Response	6	8	10	12	Total	
No	16.9	16.1	17.8	16.1	16.7	
Yes	83.1	83.9	82.2	83.9	83.3	
N of Valid	272	316	281	248	1117	
N of Miss	0	0	0	0	0	

Table 13: Think of where you live most of the time. Which of the following people live there with you? Stepmother



Response	6	8	10	12	Total	
No	94.5	94.9	93.2	93.1	94.0	
Yes	5.5	5.1	6.8	6.9	6.0	
N of Valid	272	316	281	248	1117	
N of Miss	0	0	0	0	0	

Table 14: Think of where you live most of the time. Which of the following people live there with you? Foster Mother



Response	6	8	10	12	Total	
No	98.9	99.4	99.3	99.6	99.3	
Yes	1.1	0.6	0.7	0.4	0.7	
N of Valid	272	316	281	248	1117	
N of Miss	0	0	0	0	0	

Table 15: Think of where you live most of the time. Which of the following people live there with you? Grandmother



Response	6	8	10	12	Total	
No	89.0	89.6	91.1	94.0	90.8	
Yes	11.0	10.4	8.9	6.0	9.2	
N of Valid	272	316	281	248	1117	
N of Miss	0	0	0	0	0	

Table 16: Think of where you live most of the time. Which of the following people live there with you? Aunt



Response	6	8	10	12	Total	
No	97.1	96.8	97.2	97.2	97.0	
Yes	2.9	3.2	2.8	2.8	3.0	
N of Valid	272	316	281	248	1117	
N of Miss	0	0	0	0	0	

Table 17: Think of where you live most of the time. Which of the following people live there with you? Father



Response	6	8	10	12	Total	
No	41.2	38.6	42.0	42.3	40.9	
Yes	58.8	61.4	58.0	57.7	59.1	
N of Valid	272	316	281	248	1117	
N of Miss	0	0	0	0	0	

Table 18: Think of where you live most of the time. Which of the following people live there with you? Stepfather



Response	6	8	10	12	Total	
No	85.7	85.1	86.8	86.7	86.0	
Yes	14.3	14.9	13.2	13.3	14.0	
N of Valid	272	316	281	248	1117	
N of Miss	0	0	0	0	0	

Table 19: Think of where you live most of the time. Which of the following people live there with you? Foster Father



Response	6	8	10	12	Total	
No	99.3	99.4	99.3	99.6	99.4	
Yes	0.7	0.6	0.7	0.4	0.6	
N of Valid	272	316	281	248	1117	
N of Miss	0	0	0	0	0	

Table 20: Think of where you live most of the time. Which of the following people live there with you? Grandfather



Response	6	8	10	12	Total	
No	93.4	92.7	94.7	96.8	94.3	
Yes	6.6	7.3	5.3	3.2	5.7	
N of Valid	272	316	281	248	1117	
N of Miss	0	0	0	0	0	

Table 21: Think of where you live most of the time. Which of the following people live there with you? Uncle



Response	6	8	10	12	Total	
No	97.4	97.8	96.1	97.6	97.2	
Yes	2.6	2.2	3.9	2.4	2.8	
N of Valid	272	316	281	248	1117	
N of Miss	0	0	0	0	0	

Table 22: Think of where you live most of the time. Which of the following people live there with you? Other Adults



Response	6	8	10	12	Total	
No	97.4	96.2	97.5	96.4	96.9	
Yes	2.6	3.8	2.5	3.6	3.1	
N of Valid	272	316	281	248	1117	
N of Miss	0	0	0	0	0	

Table 23: Think of where you live most of the time. Which of the following people live there with you? Brother(s)



Response	6	8	10	12	Total	
No	53.7	59.5	55.5	67.3	58.8	
Yes	46.3	40.5	44.5	32.7	41.2	
N of Valid	272	316	281	248	1117	
N of Miss	0	0	0	0	0	

Table 24: Think of where you live most of the time. Which of the following people live there with you? Stepbrother(s)



Response	6	8	10	12	Total	
No	95.2	97.2	95.0	96.4	96.0	
Yes	4.8	2.8	5.0	3.6	4.0	
N of Valid	272	316	281	248	1117	
N of Miss	0	0	0	0	0	

Table 25: Think of where you live most of the time. Which of the following people live there with you? Sister(s)



Response	6	8	10	12	Total	
No	53.7	62.3	66.5	72.2	63.5	
Yes	46.3	37.7	33.5	27.8	36.5	
N of Valid	272	316	281	248	1117	
N of Miss	0	0	0	0	0	

Table 26: Think of where you live most of the time. Which of the following people live there with you? Stepsister(s)



Response	6	8	10	12	Total	
No	94.1	95.9	94.3	97.6	95.4	
Yes	5.9	4.1	5.7	2.4	4.6	
N of Valid	272	316	281	248	1117	
N of Miss	0	0	0	0	0	

Table 27: Think of where you live most of the time. Which of the following people live there with you? Other Children



Response	6	8	10	12	Total	
No	97.1	95.6	96.1	95.6	96.1	
Yes	2.9	4.4	3.9	4.4	3.9	
N of Valid	272	316	281	248	1117	
N of Miss	0	0	0	0	0	

Table 28: In my school, students have lots of chances to help decide things like class activities and rules.





Response	6	8	10	12	Total	
NO!	14.9	10.6	11.5	13.4	12.5	
no	28.6	36.7	31.2	35.6	33.1	
yes	48.7	45.3	48.0	37.2	45.0	
YES!	7.8	7.4	9.3	13.8	9.4	
N of Valid	269	311	279	247	1106	
N of Miss	3	5	1	1	10	

Table 29: Teachers ask me to work on special classroom projects.





Response	6	8	10	12	Total	
NO!	6.7	11.5	9.3	5.3	8.4	
no	32.6	54.5	44.8	38.1	43.1	
yes	42.7	29.8	40.5	47.8	39.6	
YES!	18.0	4.2	5.4	8.9	8.9	
N of Valid	267	312	279	247	1105	
N of Miss	5	4	2	1	12	

Table 30: My teacher(s) notices when I am doing a good job and lets me know about it.

Response	6	8	10	12	Total
NO!	4.1	4.4	5.0	5.3	4.7
no	11.1	22.5	23.5	17.9	19.0
yes	50.0	56.2	56.2	60.6	55.7
YES!	34.8	16.8	15.3	16.3	20.7
N of Valid	270	315	281	246	1112
N of Miss	2	1	0	2	5

Table 31: There are lots of chances for students in my school to get involved in sports, clubs, and other school activities outside of class.

Response	6	8	10	12	Total
NO!	1.9	0.3	0.4	0.8	0.8
no	15.2	1.9	2.1	2.8	5.4
yes	42.4	28.6	29.3	32.7	33.0
YES!	40.5	69.2	68.2	63.7	60.8
N of Valid	269	315	280	248	1112
N of Miss	3	1	1	0	5

Table 32: There are lots of chances for students in my school to talk with a teacher one-on-one.

Response	6	8	10	12	Total
NO!	2.6	3.2	3.2	2.8	3.0
no	15.9	23.6	13.2	11.7	16.5
yes	51.1	55.1	59.3	56.5	55.5
YES!	30.4	18.2	24.3	29.0	25.1
N of Valid	270	314	280	248	1112
N of Miss	2	1	1	0	3

Table 33: I feel safe at my school.

Response	6	8	10	12	Total	
NO!	3.8	3.2	3.9	3.2	3.5	
no	10.2	12.1	7.5	2.8	8.4	
yes	34.1	50.5	54.3	47.4	46.8	
YES!	51.9	34.3	34.3	46.6	41.2	
N of Valid	264	315	280	247	1106	
N of Miss	7	1	1	1	10	

Table 34: The school lets my parents know when I have done something well.

Response	6	8	10	12	Total	
NO!	14.7	14.7	19.0	19.0	16.8	
no	29.7	46.8	50.9	54.7	45.5	
yes	38.7	31.1	26.9	21.5	29.7	
YES!	16.9	7.4	3.2	4.9	8.1	
N of Valid	266	312	279	247	1104	
N of Miss	6	4	2	1	13	

Table 35: My teachers praise me when I work hard in school.

Response	6	8	10	12	Total	
NO!	9.4	13.8	13.3	7.3	11.2	
no	28.9	38.9	37.3	35.6	35.4	
yes	40.6	37.9	45.2	52.2	43.6	
YES!	21.1	9.3	4.3	4.9	9.9	
N of Valid	266	311	279	247	1103	
N of Miss	6	4	1	1	12	

Table 36: Are your school grades better than the grades of most students in your class?

Response	6	8	10	12	Total
NO!	8.3	6.5	7.9	6.0	7.2
no	31.3	34.6	33.3	32.3	33.0
yes	41.9	45.6	46.2	48.0	45.4
YES!	18.5	13.3	12.5	13.7	14.4
N of Valid	265	309	279	248	1101
N of Miss	7	7	2	0	14

Table 37: I have lots of chances to be part of class discussions or activities.

Response	6	8	10	12	Total
NO!	3.0	2.2	1.8	1.2	2.1
no	17.0	15.3	13.9	6.5	13.4
yes	46.7	59.6	61.2	64.9	58.0
YES!	33.3	22.9	23.1	27.4	26.5
N of Valid	270	314	281	248	1113
N of Miss	2	2	0	0	4

Table 38: Now thinking back over the past year in school, how often did you: enjoy being in school?

Response	6	8	10	12	Total
Never	6.7	8.0	6.1	4.8	6.5
Seldom	7.1	10.9	16.5	14.1	12.1
Sometimes	32.5	43.1	40.9	40.3	39.4
Often	28.0	25.2	25.8	32.7	27.7
Almost always	25.7	12.8	10.8	8.1	14.4
N of Valid	268	313	279	248	1108
N of Miss	3	2	2	0	7

Table 39: Now thinking back over the past year in school, how often did you: hate being in school?






Response	6	8	10	12	Total	
Never	18.6	5.1	5.4	4.9	8.4	
Seldom	30.3	26.6	24.5	30.8	27.9	
Sometimes	30.7	35.6	36.8	35.6	34.7	
Often	14.4	20.8	21.7	21.5	19.6	
Almost always	6.1	11.9	11.6	7.3	9.4	
N of Valid	264	312	277	247	1100	
N of Miss	6	4	3	1	14	

Table 40: Now thinking back over the past year in school, how often did you: try to do your best work in school?






Response	6	8	10	12	Total	
Never	0.4	0.0	0.4	0.8	0.4	
Seldom	0.4	2.2	1.4	6.9	2.6	
Sometimes	5.6	12.1	21.7	20.6	14.8	
Often	17.9	35.1	40.8	38.3	33.1	
Almost always	75.7	50.5	35.7	33.5	49.1	
N of Valid	268	313	277	248	1106	
N of Miss	4	3	4	0	11	

Table 41: How often do you feel that the school work you are assigned is meaningful and important?






Response	6	8	10	12	Total	
Never	3.7	7.1	6.8	10.9	7.1	
Seldom	9.7	17.7	26.3	21.0	18.6	
Sometimes	23.4	33.9	33.5	41.5	32.9	
Often	34.2	27.7	26.6	21.8	27.7	
Almost always	29.0	13.5	6.8	4.8	13.7	
N of Valid	269	310	278	248	1105	
N of Miss	3	6	3	0	12	

Table 42: Putting them all together, what were your grades like last year?

Response	6	8	10	12	Total	
Mostly F's	1.2	1.6	1.1	0.4	1.1	
Mostly D's	1.9	3.3	7.2	4.1	4.1	
Mostly C's	13.9	24.1	23.0	27.2	22.1	
Mostly B's	38.2	37.1	37.4	40.2	38.2	
Mostly A's	44.8	33.9	31.3	28.0	34.5	
N of Valid	259	307	278	246	1090	
N of Miss	3	4	2	2	9	

Table 43: How important do you think the things you are learning in school are going to be for your later life?

Response	6	8	10	12	Total	
Very important	49.8	35.6	15.8	9.7	28.3	
Quite important	26.2	26.0	23.7	26.3	25.5	
Fairly important	18.8	29.5	33.1	35.6	29.2	
Slightly important	4.1	8.0	21.9	25.1	14.4	
Not at all important	1.1	1.0	5.4	3.2	2.6	
N of Valid	271	312	278	247	1108	
N of Miss	1	4	3	1	9	

Table 44: How interesting are most of your courses to you?

Response	6	8	10	12	Total	
Very interesting and stimulating	16.9	8.0	6.8	7.3	9.7	
Quite interesting	35.0	22.6	18.0	23.0	24.5	
Fairly interesting	33.5	42.4	39.9	40.7	39.2	
Slightly dull	11.3	22.0	25.5	21.4	20.2	
Very dull	3.4	5.1	9.7	7.7	6.4	
N of Valid	266	314	278	248	1106	
N of Miss	6	2	3	0	11	

Table 45: During the LAST FOUR WEEKS how many whole days of school have you missed because you skipped or 'cut'?








Response	6	8	10	12	Total	
None	75.1	81.1	78.6	66.4	75.7	
1	11.5	8.7	10.9	16.6	11.7	
2	5.9	3.8	4.7	6.9	5.3	
3	3.3	2.6	3.6	6.1	3.8	
4-5	3.3	2.6	1.8	2.8	2.6	
6-10	0.0	1.3	0.0	0.8	0.5	
11 or more	0.7	0.0	0.4	0.4	0.4	
N of Valid	269	312	276	247	1104	
N of Miss	3	4	4	1	11	

Table 46: What are the chances you would be seen as cool if you: smoked cigarettes?






Response	6	8	10	12	Total	
No or very little chance	89.6	57.3	51.8	50.4	62.2	
Little chance	6.3	17.2	23.2	24.2	17.6	
Some chance	3.0	14.0	14.5	14.1	11.5	
Pretty good chance	0.7	8.3	8.0	8.1	6.3	
Very good chance	0.4	3.2	2.5	3.2	2.3	
N of Valid	269	314	276	248	1107	
N of Miss	2	2	5	0	9	

Table 47: What are the chances you would be seen as cool if you: worked hard at school?






Response	6	8	10	12	Total	
No or very little chance	4.8	15.3	14.5	16.1	12.7	
Little chance	6.7	20.1	24.6	21.4	18.3	
Some chance	14.1	21.7	32.6	34.7	25.5	
Pretty good chance	34.9	25.9	20.7	19.4	25.3	
Very good chance	39.4	16.9	7.6	8.5	18.2	
N of Valid	269	313	276	248	1106	
N of Miss	3	3	5	0	11	

Table 48: What are the chances you would be seen as cool if you: began drinking alcoholic beverages regularly, that is, at least once or twice a month?

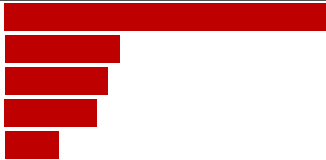
Response	6	8	10	12	Total	
No or very little chance	85.4	52.5	33.0	29.8	50.5	
Little chance	8.2	18.8	19.2	19.0	16.4	
Some chance	3.7	12.7	19.9	21.8	14.4	
Pretty good chance	1.9	10.5	19.9	18.5	12.6	
Very good chance	0.7	5.4	8.0	10.9	6.2	
N of Valid	267	314	276	248	1105	
N of Miss	2	2	5	0	9	

Table 49: What are the chances you would be seen as cool if you: defended someone who was being verbally abused at school?

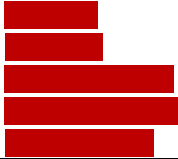
Response	6	8	10	12	Total	
No or very little chance	9.4	16.7	14.9	8.9	12.7	
Little chance	7.5	15.4	16.4	14.1	13.5	
Some chance	16.2	24.7	29.1	31.9	25.4	
Pretty good chance	28.7	24.4	25.5	27.8	26.5	
Very good chance	38.1	18.9	14.2	17.3	22.0	
N of Valid	265	312	275	248	1100	
N of Miss	7	3	6	0	16	

Table 50: What are the chances you would be seen as cool if you: smoked marijuana?


Response	6	8	10	12	Total	
No or very little chance	94.4	62.8	42.7	43.1	61.0	
Little chance	3.8	15.1	16.1	12.5	12.0	
Some chance	1.1	6.7	16.4	16.5	10.0	
Pretty good chance	0.0	8.3	15.0	16.1	9.7	
Very good chance	0.8	7.1	9.9	11.7	7.3	
N of Valid	266	312	274	248	1100	
N of Miss	6	4	6	0	16	

Table 51: What are the chances you would be seen as cool if you: carried a handgun?






Response	6	8	10	12	Total	
No or very little chance	81.4	73.1	72.7	74.9	75.4	
Little chance	10.3	12.5	14.5	13.8	12.8	
Some chance	5.3	7.7	6.9	4.0	6.1	
Pretty good chance	1.5	3.5	2.9	2.4	2.6	
Very good chance	1.5	3.2	2.9	4.9	3.1	
N of Valid	263	312	275	247	1097	
N of Miss	9	4	6	1	20	

Table 52: What are the chances you would be seen as cool if you: regularly volunteered to do community service?






Response	6	8	10	12	Total	
No or very little chance	20.9	34.6	29.0	26.3	28.0	
Little chance	12.7	20.5	31.5	31.2	23.8	
Some chance	19.8	21.2	26.4	21.5	22.2	
Pretty good chance	24.3	14.1	9.8	16.2	16.0	
Very good chance	22.4	9.6	3.3	4.9	10.1	
N of Valid	268	312	276	247	1103	
N of Miss	4	4	5	1	14	

Table 53: Think of your four best friends (the friends you feel closest to). In the past year (12 months), how many of your best friends have: participated in clubs, organizations or activities at school?






Response	6	8	10	12	Total	
0	17.2	10.7	6.9	3.3	9.6	
1	11.5	11.3	11.6	10.6	11.3	
2	17.6	19.1	14.9	16.3	17.0	
3	20.6	17.2	16.0	13.4	16.8	
4	33.2	41.7	50.5	56.5	45.2	
N of Valid	262	309	275	246	1092	
N of Miss	10	7	6	2	25	

Table 54: Think of your four best friends (the friends you feel closest to). In the past year (12 months), how many of your best friends have: smoked cigarettes?






Response	6	8	10	12	Total	
0	92.1	63.6	46.9	35.6	60.0	
1	6.4	14.0	21.1	25.9	16.6	
2	1.1	9.7	14.9	16.6	10.5	
3	0.4	5.5	8.7	10.9	6.3	
4	0.0	7.1	8.4	10.9	6.6	
N of Valid	265	308	275	247	1095	
N of Miss	7	8	4	1	20	

Table 55: Think of your four best friends (the friends you feel closest to). In the past year (12 months), how many of your best friends have: tried beer, wine or hard liquor (for example, vodka, whiskey, or gin) when their parents didn't know about it?






Response	6	8	10	12	Total	
0	89.1	56.0	32.9	17.0	49.4	
1	8.6	15.0	15.9	14.2	13.5	
2	1.1	11.4	13.7	21.1	11.7	
3	1.1	5.9	17.0	17.0	10.0	
4	0.0	11.7	20.6	30.8	15.4	
N of Valid	266	307	277	247	1097	
N of Miss	6	8	4	1	19	

Table 56: Think of your four best friends (the friends you feel closest to). In the past year (12 months), how many of your best friends have: made a commitment to stay drug-free?






Response	6	8	10	12	Total	
0	11.4	28.6	34.9	34.4	27.4	
1	3.8	12.7	17.8	20.6	13.6	
2	6.5	11.4	11.6	14.2	10.9	
3	9.5	8.4	10.9	10.5	9.8	
4	68.8	39.0	24.7	20.2	38.3	
N of Valid	263	308	275	247	1093	
N of Miss	9	8	5	1	23	

Table 57: Think of your four best friends (the friends you feel closest to). In the past year (12 months), how many of your best friends have: used marijuana?






Response	6	8	10	12	Total	
0	98.1	77.3	52.2	42.1	68.1	
1	1.5	7.5	15.4	18.2	10.4	
2	0.4	5.8	12.1	13.8	7.9	
3	0.0	2.9	9.9	13.4	6.3	
4	0.0	6.5	10.3	12.6	7.2	
N of Valid	264	308	272	247	1091	
N of Miss	8	8	9	1	26	

Table 58: Think of your four best friends (the friends you feel closest to). In the past year (12 months), how many of your best friends have: tried to do well in school?






Response	6	8	10	12	Total	
0	4.6	4.2	4.0	2.4	3.8	
1	3.4	7.7	6.9	10.2	7.0	
2	4.9	14.2	14.5	15.1	12.3	
3	18.6	19.4	23.6	21.6	20.8	
4	68.4	54.5	50.9	50.6	56.1	
N of Valid	263	310	275	245	1093	
N of Miss	9	6	6	3	24	

Table 59: Think of your four best friends (the friends you feel closest to). In the past year (12 months), how many of your best friends have: used LSD, cocaine, amphetamines, or other illegal drugs?






Response	6	8	10	12	Total	
0	98.5	87.7	84.1	79.7	87.6	
1	1.1	6.1	9.8	10.2	6.7	
2	0.0	3.5	3.3	6.9	3.4	
3	0.0	1.0	1.4	1.2	0.9	
4	0.4	1.6	1.4	2.0	1.4	
N of Valid	266	310	276	246	1098	
N of Miss	6	6	5	2	19	

Table 60: Think of your four best friends (the friends you feel closest to). In the past year (12 months), how many of your best friends have: been suspended from school?






Response	6	8	10	12	Total	
0	69.7	54.0	62.8	70.7	63.8	
1	18.6	16.8	18.1	14.6	17.1	
2	7.2	14.6	9.7	10.6	10.7	
3	1.5	7.8	7.6	0.0	4.5	
4	3.0	6.8	1.8	4.1	4.0	
N of Valid	264	309	277	246	1096	
N of Miss	8	7	4	2	21	

Table 61: Think of your four best friends (the friends you feel closest to). In the past year (12 months), how many of your best friends have: liked school?






Response	6	8	10	12	Total	
0	17.4	27.6	30.5	23.2	24.9	
1	8.7	15.9	18.2	16.7	14.9	
2	21.1	21.1	22.9	27.2	22.9	
3	24.5	14.9	12.0	17.1	17.0	
4	28.3	20.5	16.4	15.9	20.3	
N of Valid	265	308	275	246	1094	
N of Miss	7	8	5	2	22	

Table 62: Think of your four best friends (the friends you feel closest to). In the past year (12 months), how many of your best friends have: carried a handgun?






Response	6	8	10	12	Total	
0	97.0	93.8	95.3	93.9	95.0	
1	1.9	3.6	2.2	3.3	2.7	
2	0.4	0.6	0.7	1.6	0.8	
3	0.8	0.6	0.7	0.4	0.6	
4	0.0	1.3	1.1	0.8	0.8	
N of Valid	265	308	277	246	1096	
N of Miss	7	8	4	2	21	

Table 63: Think of your four best friends (the friends you feel closest to). In the past year (12 months), how many of your best friends have: sold illegal drugs?






Response	6	8	10	12	Total	
0	100.0	92.2	84.4	76.7	88.6	
1	0.0	5.2	9.5	11.8	6.5	
2	0.0	1.3	2.9	6.5	2.6	
3	0.0	0.0	1.5	4.1	1.3	
4	0.0	1.3	1.8	0.8	1.0	
N of Valid	264	306	275	245	1090	
N of Miss	7	9	6	3	25	

Table 64: Think of your four best friends (the friends you feel closest to). In the past year (12 months), how many of your best friends have: regularly attended religious services?






Response	6	8	10	12	Total	
0	22.7	18.9	16.3	23.6	20.2	
1	8.2	16.0	17.4	22.0	15.9	
2	17.2	17.9	21.7	24.0	20.1	
3	21.1	18.9	21.7	14.2	19.1	
4	30.9	28.3	22.8	16.3	24.8	
N of Valid	256	307	276	246	1085	
N of Miss	15	9	5	2	31	

Table 65: Think of your four best friends (the friends you feel closest to). In the past year (12 months), how many of your best friends have: stolen or tried to steal a motor vehicle such as a car or motorcycle?






Response	6	8	10	12	Total	
0	98.5	93.2	95.7	91.0	94.6	
1	1.1	4.9	3.6	4.5	3.6	
2	0.4	0.3	0.4	3.3	1.0	
3	0.0	0.3	0.0	0.4	0.2	
4	0.0	1.3	0.4	0.8	0.6	
N of Valid	266	309	277	245	1097	
N of Miss	5	7	4	3	19	

Table 66: Think of your four best friends (the friends you feel closest to). In the past year (12 months), how many of your best friends have: been arrested?






Response	6	8	10	12	Total	
0	95.1	84.1	84.1	80.1	85.9	
1	4.1	9.7	9.4	14.6	9.4	
2	0.8	3.2	4.3	3.3	2.9	
3	0.0	1.3	1.1	1.6	1.0	
4	0.0	1.6	1.1	0.4	0.8	
N of Valid	266	309	276	246	1097	
N of Miss	6	7	5	2	20	

Table 67: Think of your four best friends (the friends you feel closest to). In the past year (12 months), how many of your best friends have: dropped out of school?






Response	6	8	10	12	Total	
0	95.5	94.8	91.7	83.4	91.6	
1	3.8	2.6	5.8	12.1	5.8	
2	0.4	0.6	1.1	3.2	1.3	
3	0.4	0.6	0.7	0.8	0.6	
4	0.0	1.3	0.7	0.4	0.6	
N of Valid	266	309	277	247	1099	
N of Miss	6	7	4	1	18	

Table 68: Think of your four best friends (the friends you feel closest to). In the past year (12 months), how many of your best friends have: been members of a gang?






Response	6	8	10	12	Total	
0	95.5	88.7	93.9	91.9	92.3	
1	2.6	7.1	4.0	3.7	4.5	
2	0.4	1.6	0.7	2.4	1.3	
3	0.4	1.9	1.1	0.0	0.9	
4	1.1	0.6	0.4	2.0	1.0	
N of Valid	265	309	277	246	1097	
N of Miss	7	7	4	2	20	

Table 69: How old were you when you first: smoked marijuana?


Response	6	8	10	12	Total	
Never	99.6	88.5	72.5	60.6	80.9	
10 or younger	0.4	2.9	0.4	0.8	1.2	
11	0.0	1.3	0.4	0.8	0.6	
12	0.0	1.6	3.7	4.1	2.3	
13	0.0	4.5	2.6	4.5	2.9	
14	0.0	1.3	8.4	6.5	3.9	
15	0.0	0.0	11.4	9.3	4.9	
16	0.0	0.0	0.7	7.3	1.8	
17 or older	0.0	0.0	0.0	6.1	1.4	
N of Valid	266	312	273	246	1097	
N of Miss	6	4	5	1	16	

Table 70: How old were you when you first: smoked a cigarette, even just a puff?


Response	6	8	10	12	Total	
Never	94.8	73.3	59.3	49.6	69.7	
10 or younger	4.5	10.3	12.0	10.6	9.4	
11	0.7	4.5	2.5	2.8	2.7	
12	0.0	5.1	3.6	4.5	3.4	
13	0.0	6.1	6.5	8.1	5.2	
14	0.0	0.3	8.0	6.1	3.5	
15	0.0	0.3	6.5	8.1	3.5	
16	0.0	0.0	1.1	5.7	1.5	
17 or older	0.0	0.0	0.4	4.5	1.1	
N of Valid	267	311	275	246	1099	
N of Miss	5	5	5	2	17	

Table 71: How old were you when you first: had more than a sip or two of beer, wine or hard liquor (for example, vodka, whiskey, or gin)?










Response	6	8	10	12	Total	
Never	83.8	56.7	36.1	26.7	51.1	
10 or younger	13.1	10.6	10.8	7.7	10.6	
11	2.7	7.4	3.2	2.0	4.0	
12	0.4	10.6	5.1	6.9	5.9	
13	0.0	11.5	10.5	6.9	7.5	
14	0.0	2.9	17.7	10.9	7.8	
15	0.0	0.3	14.8	13.4	6.8	
16	0.0	0.0	1.4	15.4	3.8	
17 or older	0.0	0.0	0.4	10.1	2.4	
N of Valid	259	312	277	247	1095	
N of Miss	10	4	4	1	19	

Table 72: How old were you when you first: began drinking alcoholic beverages regularly, that is, at least once or twice a month?










Response	6	8	10	12	Total	
Never	98.9	91.0	77.5	65.2	83.7	
10 or younger	1.1	1.0	0.4	0.4	0.7	
11	0.0	1.6	0.0	0.4	0.5	
12	0.0	1.6	1.4	0.8	1.0	
13	0.0	2.6	2.2	1.2	1.5	
14	0.0	2.2	5.1	5.3	3.1	
15	0.0	0.0	9.8	8.5	4.4	
16	0.0	0.0	3.3	9.3	2.9	
17 or older	0.0	0.0	0.4	8.9	2.1	
N of Valid	266	312	276	247	1101	
N of Miss	6	4	4	1	15	

Table 73: How old were you when you first: used phenoxydine (pox, px, breeze)?


Response	6	8	10	12	Total	
Never	100.0	100.0	100.0	100.0	100.0	
10 or younger	0.0	0.0	0.0	0.0	0.0	
11	0.0	0.0	0.0	0.0	0.0	
12	0.0	0.0	0.0	0.0	0.0	
13	0.0	0.0	0.0	0.0	0.0	
14	0.0	0.0	0.0	0.0	0.0	
15	0.0	0.0	0.0	0.0	0.0	
16	0.0	0.0	0.0	0.0	0.0	
17 or older	0.0	0.0	0.0	0.0	0.0	
N of Valid	262	309	276	246	1093	
N of Miss	10	7	4	2	23	

Table 74: How old were you when you first: got suspended from school?










Response	6	8	10	12	Total	
Never	89.4	76.1	75.8	74.5	78.9	
10 or younger	8.7	9.7	3.6	4.5	6.7	
11	1.1	4.5	2.5	2.8	2.8	
12	0.8	4.2	3.2	2.0	2.6	
13	0.0	4.5	5.8	4.9	3.8	
14	0.0	0.6	4.3	3.6	2.1	
15	0.0	0.0	2.9	4.9	1.8	
16	0.0	0.3	1.8	2.4	1.1	
17 or older	0.0	0.0	0.0	0.4	0.1	
N of Valid	265	310	277	247	1099	
N of Miss	6	6	4	1	17	

Table 75: How old were you when you first: got arrested?










Response	6	8	10	12	Total	
Never	97.7	96.8	95.3	92.3	95.6	
10 or younger	1.1	0.3	1.1	0.0	0.6	
11	1.1	1.0	0.4	0.4	0.7	
12	0.0	1.3	1.1	0.0	0.6	
13	0.0	0.3	0.4	0.8	0.4	
14	0.0	0.3	0.7	1.2	0.5	
15	0.0	0.0	0.4	1.6	0.5	
16	0.0	0.0	0.7	2.0	0.6	
17 or older	0.0	0.0	0.0	1.6	0.4	
N of Valid	265	311	276	247	1099	
N of Miss	7	5	5	1	18	

Table 76: How old were you when you first: carried a handgun?










Response	6	8	10	12	Total	
Never	95.1	95.2	93.8	96.3	95.1	
10 or younger	3.0	1.6	2.5	0.4	1.9	
11	0.8	1.6	0.4	0.0	0.7	
12	1.1	0.3	0.7	0.0	0.5	
13	0.0	0.6	1.1	0.8	0.6	
14	0.0	0.6	0.0	1.2	0.5	
15	0.0	0.0	1.1	0.8	0.5	
16	0.0	0.0	0.4	0.0	0.1	
17 or older	0.0	0.0	0.0	0.4	0.1	
N of Valid	264	310	275	246	1095	
N of Miss	7	5	5	2	19	

Table 77: How old were you when you first: attacked someone with the idea of seriously hurting them?










Response	6	8	10	12	Total	
Never	88.0	80.3	84.1	79.8	83.0	
10 or younger	7.9	6.1	2.2	4.0	5.1	
11	3.0	3.9	1.8	0.4	2.4	
12	1.1	3.2	1.8	1.6	2.0	
13	0.0	4.5	2.5	2.4	2.5	
14	0.0	1.9	2.9	2.4	1.8	
15	0.0	0.0	3.3	3.6	1.6	
16	0.0	0.0	1.1	4.0	1.2	
17 or older	0.0	0.0	0.4	1.6	0.5	
N of Valid	267	310	276	247	1100	
N of Miss	5	6	5	1	17	

Table 78: How old were you when you first: belonged to a gang?








Response	6	8	10	12	Total	
Never	98.1	95.8	97.8	96.4	97.0	
10 or younger	0.4	0.3	1.1	1.2	0.7	
11	1.1	1.0	0.0	0.0	0.5	
12	0.4	1.3	0.0	0.4	0.5	
13	0.0	1.3	0.4	0.4	0.5	
14	0.0	0.3	0.7	0.4	0.4	
15	0.0	0.0	0.0	0.0	0.0	
16	0.0	0.0	0.0	1.2	0.3	
17 or older	0.0	0.0	0.0	0.0	0.0	
N of Valid	265	312	277	247	1101	
N of Miss	7	4	4	1	16	

Table 79: How wrong do you think it is for someone your age to: take a handgun to school?





Response	6	8	10	12	Total	
Very wrong	91.1	80.8	89.6	89.1	87.4	
Wrong	7.1	14.4	7.2	9.3	9.7	
A little bit wrong	1.1	4.5	2.5	1.2	2.4	
Not wrong at all	0.7	0.3	0.7	0.4	0.5	
N of Valid	269	312	278	248	1107	
N of Miss	3	3	3	0	9	

Table 80: How wrong do you think it is for someone your age to: steal anything worth more than \$5?





Response	6	8	10	12	Total	
Very wrong	64.0	49.0	53.6	53.4	54.8	
Wrong	30.0	33.4	33.0	32.0	32.2	
A little bit wrong	4.5	14.3	10.5	12.1	10.5	
Not wrong at all	1.5	3.2	2.9	2.4	2.5	
N of Valid	267	314	276	247	1104	
N of Miss	4	2	5	1	12	

Table 81: How wrong do you think it is for someone your age to: pick a fight with someone?





Response	6	8	10	12	Total	
Very wrong	54.4	28.4	19.6	28.7	32.5	
Wrong	28.1	29.7	38.4	34.0	32.5	
A little bit wrong	16.3	29.4	32.2	32.4	27.7	
Not wrong at all	1.1	12.5	9.8	4.9	7.4	
N of Valid	263	313	276	247	1099	
N of Miss	9	3	5	1	18	

Table 82: How wrong do you think it is for someone your age to: attack someone with the idea of seriously hurting them?





Response	6	8	10	12	Total	
Very wrong	79.2	59.8	52.5	57.7	62.2	
Wrong	14.1	21.5	30.9	27.4	23.4	
A little bit wrong	5.2	12.2	12.9	12.9	10.8	
Not wrong at all	1.5	6.4	3.6	2.0	3.5	
N of Valid	269	311	278	248	1106	
N of Miss	3	5	3	0	11	

Table 83: How wrong do you think it is for someone your age to: stay away from school all day when their parents think they are at school?





Response	6	8	10	12	Total	
Very wrong	82.5	55.9	36.8	30.8	51.9	
Wrong	13.8	27.5	38.6	38.5	29.4	
A little bit wrong	2.6	12.8	20.9	23.9	14.8	
Not wrong at all	1.1	3.8	3.6	6.9	3.8	
N of Valid	268	313	277	247	1105	
N of Miss	4	3	3	1	11	

Table 84: How wrong do you think it is for someone your age to: drink beer, wine or hard liquor (for example, vodka, whiskey, or gin) regularly?





Response	6	8	10	12	Total	
Very wrong	90.7	58.6	40.6	30.2	55.5	
Wrong	5.6	19.1	19.6	24.6	17.2	
A little bit wrong	2.2	13.7	25.7	27.4	17.0	
Not wrong at all	1.5	8.6	14.1	17.7	10.3	
N of Valid	268	314	276	248	1106	
N of Miss	4	2	4	0	10	

Table 85: How wrong do you think it is for someone your age to: smoke cigarettes?





Response	6	8	10	12	Total	
Very wrong	90.6	63.1	45.3	39.7	60.0	
Wrong	7.9	18.5	26.3	22.3	18.8	
A little bit wrong	0.8	10.8	14.7	19.4	11.3	
Not wrong at all	0.8	7.6	13.7	18.6	10.0	
N of Valid	265	314	278	247	1104	
N of Miss	7	2	3	1	13	

Table 86: How wrong do you think it is for someone your age to: smoke marijuana?





Response	6	8	10	12	Total	
Very wrong	96.3	72.3	55.6	43.5	67.5	
Wrong	2.2	15.0	17.3	19.8	13.6	
A little bit wrong	0.7	5.4	14.1	15.3	8.7	
Not wrong at all	0.7	7.3	13.0	21.4	10.3	
N of Valid	268	314	277	248	1107	
N of Miss	4	2	4	0	10	

Table 87: How wrong do you think it is for someone your age to: use LSD, cocaine, amphetamines or another illegal drug?





Response	6	8	10	12	Total	
Very wrong	97.4	89.5	87.8	83.5	89.6	
Wrong	1.5	6.7	8.3	9.7	6.5	
A little bit wrong	0.4	1.9	2.9	5.2	2.5	
Not wrong at all	0.7	1.9	1.1	1.6	1.4	
N of Valid	267	314	278	248	1107	
N of Miss	4	2	3	0	9	

Table 88: At school during the past 12 months, did you receive help from the resource teacher, speech therapist or other special education teacher?



Response	6	8	10	12	Total	
No	82.8	89.9	90.1	95.1	89.4	
Yes	17.2	10.1	9.9	4.9	10.6	
N of Valid	256	307	274	243	1080	
N of Miss	16	9	7	5	37	

Table 89: How many times in the past year (12 months) have you: been suspended from school?







Response	6	8	10	12	Total	
Never	94.7	86.9	86.3	91.5	89.7	
1 to 2 times	4.1	10.2	9.7	8.1	8.1	
3 to 5 times	0.4	2.2	2.5	0.0	1.4	
6 to 9 times	0.0	0.3	1.1	0.4	0.5	
10 to 19 times	0.4	0.3	0.0	0.0	0.2	
20 to 29 times	0.0	0.0	0.0	0.0	0.0	
30 to 39 times	0.0	0.0	0.0	0.0	0.0	
40+ times	0.4	0.0	0.4	0.0	0.2	
N of Valid	266	313	278	248	1105	
N of Miss	6	3	3	0	12	

Table 90: How many times in the past year (12 months) have you: carried a handgun?









Response	6	8	10	12	Total	
Never	95.1	95.5	94.6	95.5	95.2	
1 to 2 times	3.0	2.2	2.2	2.4	2.4	
3 to 5 times	0.8	1.3	1.4	0.4	1.0	
6 to 9 times	0.8	0.3	1.1	0.8	0.7	
10 to 19 times	0.0	0.3	0.0	0.0	0.1	
20 to 29 times	0.0	0.0	0.4	0.4	0.2	
30 to 39 times	0.0	0.0	0.0	0.4	0.1	
40+ times	0.4	0.3	0.4	0.0	0.3	
N of Valid	266	313	278	247	1104	
N of Miss	6	3	3	1	13	

Table 91: How many times in the past year (12 months) have you: sold illegal drugs?








Response	6	8	10	12	Total	
Never	100.0	97.7	92.4	92.3	95.7	
1 to 2 times	0.0	1.6	3.6	2.4	1.9	
3 to 5 times	0.0	0.3	1.8	1.6	0.9	
6 to 9 times	0.0	0.0	1.4	0.8	0.5	
10 to 19 times	0.0	0.3	0.0	1.6	0.5	
20 to 29 times	0.0	0.0	0.4	0.8	0.3	
30 to 39 times	0.0	0.0	0.0	0.0	0.0	
40+ times	0.0	0.0	0.4	0.4	0.2	
N of Valid	264	311	276	246	1097	
N of Miss	8	5	5	2	20	

Table 92: How many times in the past year (12 months) have you: stolen or tried to steal a motor vehicle such as a car or motorcycle?





Response	6	8	10	12	Total	
Never	99.6	98.1	99.6	97.6	98.7	
1 to 2 times	0.4	1.6	0.4	2.0	1.1	
3 to 5 times	0.0	0.0	0.0	0.4	0.1	
6 to 9 times	0.0	0.0	0.0	0.0	0.0	
10 to 19 times	0.0	0.0	0.0	0.0	0.0	
20 to 29 times	0.0	0.0	0.0	0.0	0.0	
30 to 39 times	0.0	0.0	0.0	0.0	0.0	
40+ times	0.0	0.3	0.0	0.0	0.1	
N of Valid	266	313	276	248	1103	
N of Miss	6	3	4	0	13	

Table 93: How many times in the past year (12 months) have you: participated in clubs, organizations or activities at school?

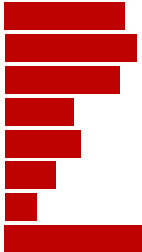
Response	6	8	10	12	Total	
Never	21.2	19.9	15.5	11.3	17.2	
1 to 2 times	31.1	17.7	15.5	12.1	19.1	
3 to 5 times	16.7	16.7	17.6	14.2	16.4	
6 to 9 times	8.3	9.3	10.8	6.5	8.8	
10 to 19 times	7.2	10.0	12.6	9.7	9.9	
20 to 29 times	4.9	5.5	3.6	9.7	5.8	
30 to 39 times	3.4	2.9	1.1	3.2	2.6	
40+ times	7.2	18.0	23.4	33.2	20.2	
N of Valid	264	311	278	247	1100	
N of Miss	6	3	3	1	13	

Table 94: How many times in the past year (12 months) have you: been arrested?


Response	6	8	10	12	Total	
Never	97.7	98.1	98.2	95.2	97.4	
1 to 2 times	1.9	1.6	1.8	3.2	2.1	
3 to 5 times	0.4	0.3	0.0	0.4	0.3	
6 to 9 times	0.0	0.0	0.0	0.8	0.2	
10 to 19 times	0.0	0.0	0.0	0.0	0.0	
20 to 29 times	0.0	0.0	0.0	0.0	0.0	
30 to 39 times	0.0	0.0	0.0	0.0	0.0	
40+ times	0.0	0.0	0.0	0.4	0.1	
N of Valid	265	312	278	248	1103	
N of Miss	7	3	3	0	13	

Table 95: How many times in the past year (12 months) have you: done extra work on your own for school?









Response	6	8	10	12	Total	
Never	24.4	37.9	28.4	21.0	28.5	
1 to 2 times	28.2	24.1	22.3	17.7	23.2	
3 to 5 times	16.4	15.1	15.5	19.4	16.5	
6 to 9 times	11.1	7.4	13.3	13.3	11.1	
10 to 19 times	7.3	7.1	7.2	10.9	8.0	
20 to 29 times	4.2	2.9	4.7	8.1	4.8	
30 to 39 times	1.9	1.0	1.4	2.0	1.5	
40+ times	6.5	4.5	7.2	7.7	6.4	
N of Valid	262	311	278	248	1099	
N of Miss	8	5	3	0	16	

Table 96: How many times in the past year (12 months) have you: attacked someone with the idea of seriously hurting them?









Response	6	8	10	12	Total	
Never	89.0	83.3	85.3	89.1	86.5	
1 to 2 times	6.8	8.7	11.9	9.3	9.2	
3 to 5 times	2.7	4.2	1.8	0.8	2.5	
6 to 9 times	0.0	1.6	1.1	0.0	0.7	
10 to 19 times	0.4	1.6	0.0	0.4	0.6	
20 to 29 times	0.0	0.3	0.0	0.0	0.1	
30 to 39 times	0.4	0.0	0.0	0.0	0.1	
40+ times	0.8	0.3	0.0	0.4	0.4	
N of Valid	264	311	278	248	1101	
N of Miss	8	5	3	0	16	

Table 97: How many times in the past year (12 months) have you: been drunk or high at school?









Response	6	8	10	12	Total	
Never	98.5	92.6	84.1	84.3	90.0	
1 to 2 times	0.8	4.5	8.7	6.9	5.2	
3 to 5 times	0.4	1.3	2.5	2.4	1.6	
6 to 9 times	0.0	0.6	2.5	0.8	1.0	
10 to 19 times	0.0	0.3	0.7	2.4	0.8	
20 to 29 times	0.0	0.3	0.7	0.0	0.3	
30 to 39 times	0.0	0.3	0.0	0.8	0.3	
40+ times	0.4	0.0	0.7	2.4	0.8	
N of Valid	264	312	276	248	1100	
N of Miss	8	4	5	0	17	

Table 98: How many times in the past year (12 months) have you: volunteered to do community service?









Response	6	8	10	12	Total	
Never	49.4	55.4	50.7	39.5	49.2	
1 to 2 times	22.6	22.4	17.6	14.5	19.5	
3 to 5 times	13.2	9.0	15.1	17.7	13.5	
6 to 9 times	4.5	4.8	8.6	9.3	6.7	
10 to 19 times	5.3	3.5	2.5	7.3	4.5	
20 to 29 times	1.5	1.6	2.2	4.8	2.4	
30 to 39 times	1.5	0.3	0.0	2.0	0.9	
40+ times	1.9	2.9	3.2	4.8	3.2	
N of Valid	265	312	278	248	1103	
N of Miss	7	3	3	0	13	

Table 99: How many times in the past year (12 months) have you: taken a handgun to school?

Response	6	8	10	12	Total	
Never	100.0	99.7	99.3	99.6	99.6	
1 to 2 times	0.0	0.0	0.0	0.4	0.1	
3 to 5 times	0.0	0.0	0.4	0.0	0.1	
6 to 9 times	0.0	0.0	0.0	0.0	0.0	
10 to 19 times	0.0	0.0	0.0	0.0	0.0	
20 to 29 times	0.0	0.0	0.0	0.0	0.0	
30 to 39 times	0.0	0.0	0.0	0.0	0.0	
40+ times	0.0	0.3	0.4	0.0	0.2	
N of Valid	266	314	278	248	1106	
N of Miss	6	2	3	0	11	

Table 100: Are you currently on probation, or assigned a probation officer with Juvenile Court?

Response	6	8	10	12	Total	
No	99.1	97.5	94.3	97.4	97.0	
Yes	0.9	2.5	5.7	2.6	3.0	
N of Valid	231	285	265	227	1008	
N of Miss	41	31	16	21	109	

Table 101: Have you ever belonged to a gang?

Response	6	8	10	12	Total	
No	95.1	92.1	93.9	94.4	93.8	
No, but would like to	1.9	2.5	3.2	2.0	2.4	
Yes, in the past	1.5	3.2	2.5	2.0	2.3	
Yes, belong now	1.5	2.2	0.4	1.2	1.4	
Yes, but would like to get out	0.0	0.0	0.0	0.4	0.1	
N of Valid	267	315	277	248	1107	
N of Miss	5	1	4	0	10	

Table 102: If you have ever belonged to a gang, did that gang have a name?

Response	6	8	10	12	Total
No	8.3	6.5	8.1	9.4	8.0
Yes	2.7	4.6	2.9	3.7	3.5
I have never belonged to a gang	89.0	88.9	89.0	86.9	88.5
N of Valid	264	306	273	244	1087
N of Miss	8	9	6	4	23

Table 103: How many times have you done the following things? done what feels good no matter what.

Response	6	8	10	12	Total
Never	45.8	33.4	24.5	21.1	31.2
I've done it, but not in the past year	12.0	16.1	14.8	13.8	14.3
Less than once a month	3.6	11.6	15.2	17.0	11.9
About once a month	6.4	10.9	10.5	12.1	10.1
2 or 3 times a month	10.4	7.1	14.8	11.7	10.9
Once a week or more	21.7	20.9	20.2	24.3	21.7
N of Valid	249	311	277	247	1084
N of Miss	22	5	4	1	32

Table 104: How many times have you done the following things? done something dangerous because someone dared you to do it.

Response	6	8	10	12	Total
Never	73.9	49.0	41.1	39.5	50.9
I've done it, but not in the past year	16.3	24.5	23.3	30.6	23.6
Less than once a month	4.5	9.9	13.1	16.9	11.0
About once a month	1.9	3.8	9.5	6.5	5.4
2 or 3 times a month	0.8	8.0	8.7	3.6	5.4
Once a week or more	2.7	4.8	4.4	2.8	3.7
N of Valid	264	314	275	248	1101
N of Miss	8	2	5	0	15

Table 105: How many times have you done the following things? done crazy things even if they are a little dangerous.







Response	6	8	10	12	Total	
Never	56.8	30.3	27.8	25.0	34.8	
I've done it, but not in the past year	22.0	23.9	17.7	25.8	22.3	
Less than once a month	6.8	12.4	18.8	15.7	13.4	
About once a month	3.8	9.9	12.3	14.1	10.0	
2 or 3 times a month	3.8	10.2	10.8	9.3	8.6	
Once a week or more	6.8	13.4	12.6	10.1	10.9	
N of Valid	264	314	277	248	1103	
N of Miss	8	2	4	0	14	

Table 106: You're looking at CD's in a music store with a friend. You look up and see her slip a CD under her coat. She smiles and says 'Which one do you want? Go ahead, take it while nobody's around.' There is nobody in sight, no employees and no other customers. What would you do now?





Response	6	8	10	12	Total	
Ignore her	10.9	17.8	17.7	30.8	19.0	
Grab a CD and leave the store	1.5	7.3	13.0	9.7	7.9	
Tell her to put the CD back	60.2	40.1	36.1	30.8	41.8	
Act like it is a joke, and ask her to put the CD back	27.4	34.7	33.2	28.7	31.3	
N of Valid	266	314	277	247	1104	
N of Miss	5	2	3	1	11	

Table 107: You are visiting another part of town, and you don't know any of the people your age there. You are walking down the street, and some teenager you don't know is walking toward you. He is about your size, and as he is about to pass you, he deliberately bumps into you and you almost lose your balance. What would you say or do?





Response	6	8	10	12	Total	
Push the person back	10.6	17.1	13.3	12.5	13.5	
Say 'Excuse me' and keep on walking	54.2	40.6	44.2	50.8	47.1	
Say 'Watch where you are going' and keep on walking	31.1	28.4	26.6	21.0	26.9	
Swear at the person and walk away	4.2	13.9	15.8	15.7	12.5	
N of Valid	264	310	278	248	1100	
N of Miss	6	4	3	0	13	

Table 108: You are at a party at someone's house, and one of your friends offers you a drink containing alcohol. What would you say or do?

Response	6	8	10	12	Total	
Drink it	3.4	22.4	39.1	44.4	26.9	
Tell your friend, 'No thanks, I don't drink' and suggest that you and your friend go and do something else	49.2	37.7	29.3	18.5	34.1	
Just say, 'No thanks' and walk away	24.4	27.5	20.7	33.5	26.4	
Make up a good excuse, tell your friend you had something else to do, and leave	22.9	12.5	10.9	3.6	12.6	
N of Valid	266	313	276	248	1103	
N of Miss	6	3	3	0	12	

Table 109: It's 8:00 on a weeknight and you are about to go over to a friend's home when your mother asks you where you are going. You say 'Oh, just going to go hang out with some friends.' She says, 'No, you'll just get into trouble if you go out. Stay home tonight.' What would you do now?

Response	6	8	10	12	Total	
Leave the house anyway	4.9	4.2	5.1	7.3	5.3	
Explain what you are going to do with your friends, tell her when you will get home, and ask if you can go out	58.1	66.9	69.7	77.3	67.8	
Not say anything and start watching TV	32.8	17.0	11.2	6.9	17.1	
Get into an argument with her	4.2	11.9	14.1	8.5	9.8	
N of Valid	265	311	277	247	1100	
N of Miss	7	3	3	1	14	

Table 110: How often do you attend religious services or activities?

Response	6	8	10	12	Total	
Never	16.7	18.1	16.7	25.0	19.0	
Rarely	28.7	20.3	26.4	25.0	24.9	
1-2 Times a Month	8.1	8.1	9.8	9.7	8.9	
About Once a Week or More	46.5	53.5	47.1	40.3	47.3	
N of Valid	258	310	276	248	1092	
N of Miss	14	4	5	0	23	

Table 111: I do the opposite of what people tell me, just to get them mad.





Response	6	8	10	12	Total	
Very False	57.3	36.5	32.1	38.3	40.7	
Somewhat False	26.5	29.8	30.3	33.1	29.9	
Somewhat True	15.0	29.8	33.2	25.8	26.3	
Very True	1.2	3.8	4.3	2.8	3.1	
N of Valid	260	312	277	248	1097	
N of Miss	12	4	4	0	20	

Table 112: I like to see how much I can get away with.





Response	6	8	10	12	Total	
Very False	64.3	38.8	28.5	34.3	41.2	
Somewhat False	21.3	27.2	27.4	25.4	25.5	
Somewhat True	11.6	23.7	32.1	31.5	24.7	
Very True	2.7	10.3	12.0	8.9	8.6	
N of Valid	258	312	274	248	1092	
N of Miss	13	4	7	0	24	

Table 113: I ignore rules that get in my way.





Response	6	8	10	12	Total	
Very False	73.7	46.2	37.9	39.9	49.2	
Somewhat False	17.4	26.3	28.2	35.9	26.8	
Somewhat True	6.6	20.2	28.2	19.4	18.8	
Very True	2.3	7.4	5.8	4.8	5.2	
N of Valid	259	312	277	248	1096	
N of Miss	13	3	4	0	20	

Table 114: I think sometimes it's okay to cheat at school.





Response	6	8	10	12	Total	
NO!	70.6	37.1	23.8	17.3	37.3	
no	25.2	36.4	31.4	33.5	31.8	
yes	3.8	23.3	38.3	41.9	26.6	
YES!	0.4	3.2	6.5	7.3	4.3	
N of Valid	262	313	277	248	1100	
N of Miss	10	3	4	0	17	

Table 115: It is important to think before you act.





Response	6	8	10	12	Total	
NO!	2.3	1.9	1.4	0.4	1.6	
no	2.3	7.4	5.8	1.6	4.5	
yes	27.6	42.3	46.6	41.9	39.8	
YES!	67.8	48.4	46.2	56.0	54.2	
N of Valid	261	310	277	248	1096	
N of Miss	11	6	4	0	21	

Table 116: Sometimes I think that life is not worth it.





Response	6	8	10	12	Total	
NO!	56.0	42.6	41.2	50.8	47.2	
no	23.4	23.9	28.5	26.2	25.5	
yes	17.1	23.9	23.1	17.3	20.6	
YES!	3.6	9.7	7.2	5.6	6.7	
N of Valid	252	310	277	248	1087	
N of Miss	19	6	4	0	29	

Table 117: At times I think I am no good at all.

Response	6	8	10	12	Total	
NO!	30.5	28.3	29.0	35.9	30.7	
no	26.3	25.4	27.9	31.9	27.7	
yes	33.6	34.4	34.8	24.6	32.1	
YES!	9.7	11.9	8.3	7.7	9.5	
N of Valid	259	311	276	248	1094	
N of Miss	13	5	5	0	23	

Table 118: All in all, I am inclined to think that I am a failure.

Response	6	8	10	12	Total	
NO!	58.0	46.0	47.7	50.8	50.3	
no	27.8	35.7	33.2	34.3	32.9	
yes	9.8	13.8	14.1	11.3	12.4	
YES!	4.3	4.5	5.1	3.6	4.4	
N of Valid	255	311	277	248	1091	
N of Miss	17	5	4	0	26	

Table 119: In the past year, have you felt depressed or sad MOST days, even if you felt okay sometimes?

Response	6	8	10	12	Total	
NO!	39.6	30.4	35.9	36.3	35.3	
no	24.2	28.8	25.4	28.2	26.7	
yes	23.1	25.9	26.8	24.6	25.2	
YES!	13.1	15.0	12.0	10.9	12.9	
N of Valid	260	313	276	248	1097	
N of Miss	12	3	5	0	20	

Table 120: It is all right to beat up people if they start the fight.





Response	6	8	10	12	Total	
NO!	53.8	29.9	18.1	20.2	30.4	
no	17.7	19.9	25.6	21.8	21.3	
yes	18.1	23.8	31.8	33.1	26.6	
YES!	10.4	26.4	24.5	25.0	21.8	
N of Valid	260	311	277	248	1096	
N of Miss	12	5	4	0	21	

Table 121: I think it is okay to take something without asking if you can get away with it.





Response	6	8	10	12	Total	
NO!	77.5	53.0	50.4	55.9	58.8	
no	21.7	37.1	39.9	34.4	33.5	
yes	0.8	8.9	6.5	8.5	6.3	
YES!	0.0	1.0	3.3	1.2	1.4	
N of Valid	258	313	276	247	1094	
N of Miss	13	3	5	1	22	

Table 122: Sometimes we don't know what we will do as adults, but we may have an idea. Please answer how true these statements may be for you. WHEN I AM AN ADULT I WILL: smoke cigarettes.





Response	6	8	10	12	Total	
NO!	84.3	65.2	69.1	68.2	71.4	
no	13.8	21.9	16.4	17.6	17.6	
yes	1.9	9.7	10.2	9.8	8.0	
YES!	0.0	3.2	4.4	4.5	3.0	
N of Valid	261	310	275	245	1091	
N of Miss	11	6	5	3	25	

Table 123: Sometimes we don't know what we will do as adults, but we may have an idea. Please answer how true these statements may be for you. WHEN I AM AN ADULT I WILL: drink beer, wine, or liquor.





Response	6	8	10	12	Total	
NO!	67.8	32.9	24.7	18.0	35.8	
no	14.9	23.3	18.2	16.3	18.5	
yes	15.3	34.8	40.7	46.1	34.2	
YES!	1.9	8.9	16.4	19.6	11.5	
N of Valid	261	313	275	245	1094	
N of Miss	11	3	6	3	23	

Table 124: Sometimes we don't know what we will do as adults, but we may have an idea. Please answer how true these statements may be for you. WHEN I AM AN ADULT I WILL: smoke marijuana.





Response	6	8	10	12	Total	
NO!	95.0	72.9	66.1	64.6	74.6	
no	4.6	19.4	19.3	17.9	15.5	
yes	0.4	5.2	9.5	9.3	6.0	
YES!	0.0	2.6	5.1	8.1	3.8	
N of Valid	261	310	274	246	1091	
N of Miss	11	6	6	2	25	

Table 125: Sometimes we don't know what we will do as adults, but we may have an idea. Please answer how true these statements may be for you. WHEN I AM AN ADULT I WILL: use LSD, cocaine, amphetamines or another illegal drug.





Response	6	8	10	12	Total	
NO!	95.8	85.2	90.2	89.8	90.0	
no	3.8	12.5	9.1	8.5	8.7	
yes	0.4	1.9	0.7	1.2	1.1	
YES!	0.0	0.3	0.0	0.4	0.2	
N of Valid	261	311	276	246	1094	
N of Miss	11	4	5	2	22	

Table 126: How much do you think people risk harming themselves (physically or in other ways) if they: smoked one or more packs of cigarettes per day?


Response	6	8	10	12	Total	
No risk	6.2	3.5	2.2	0.8	3.2	
Slight risk	5.4	8.3	6.2	7.3	6.9	
Moderate risk	12.8	20.7	22.9	20.7	19.4	
Great risk	75.5	67.5	68.7	71.1	70.5	
N of Valid	257	314	275	246	1092	
N of Miss	15	2	6	2	25	

Table 127: How much do you think people risk harming themselves (physically or in other ways) if they: try marijuana once or twice?


Response	6	8	10	12	Total	
No risk	5.9	19.2	29.1	38.0	22.8	
Slight risk	10.2	28.8	32.0	29.0	25.3	
Moderate risk	26.6	21.7	16.7	15.9	20.3	
Great risk	57.4	30.4	22.2	17.1	31.7	
N of Valid	256	313	275	245	1089	
N of Miss	16	3	6	3	28	

Table 128: How much do you think people risk harming themselves (physically or in other ways) if they: smoke marijuana regularly?


Response	6	8	10	12	Total	
No risk	5.6	9.3	13.4	13.1	10.3	
Slight risk	2.0	8.0	18.7	23.3	12.8	
Moderate risk	4.8	17.4	18.7	24.1	16.3	
Great risk	87.6	65.3	49.3	39.6	60.6	
N of Valid	249	311	268	245	1073	
N of Miss	21	5	12	3	41	

Table 129: How much do you think people risk harming themselves (physically or in other ways) if they: take one or two drinks of an alcoholic beverage (beer, wine, liquor) nearly every day?

Response	6	8	10	12	Total	
No risk	7.8	12.8	11.3	11.4	10.9	
Slight risk	16.1	27.5	32.5	28.5	26.3	
Moderate risk	25.9	30.4	27.4	31.7	28.9	
Great risk	50.2	29.4	28.8	28.5	33.9	
N of Valid	255	313	274	246	1088	
N of Miss	15	3	6	2	26	

Table 130: How much do you think people risk harming themselves (physically or in other ways) if they: have five or more drinks once or twice each weekend?

Response	6	8	10	12	Total	
No risk	5.9	8.0	8.4	7.7	7.5	
Slight risk	8.6	16.6	18.2	21.5	16.3	
Moderate risk	19.6	26.8	32.8	29.7	27.3	
Great risk	65.9	48.7	40.5	41.1	48.9	
N of Valid	255	314	274	246	1089	
N of Miss	16	2	6	2	26	

Table 131: Have you ever used smokeless tobacco (chew, snuff, plug, dipping tobacco, or chewing tobacco)?

Response	6	8	10	12	Total	
Never	97.3	82.1	77.9	73.6	82.8	
Once or Twice	1.2	11.5	10.3	15.4	9.6	
Once in a while but not regularly	0.8	3.2	4.8	4.1	3.2	
Regularly in the past	0.8	1.6	2.2	2.8	1.8	
Regularly now	0.0	1.6	4.8	4.1	2.6	
N of Valid	259	313	272	246	1090	
N of Miss	13	3	9	2	27	

Table 132: How often have you taken smokeless tobacco during the past 30 days?


Response	6	8	10	12	Total	
Not at all	98.8	94.6	90.1	92.3	93.9	
Once or twice	0.8	2.9	3.7	1.6	2.3	
Once or twice per week	0.4	0.3	0.7	2.0	0.8	
Three to five times per week	0.0	1.0	1.5	1.2	0.9	
About once a day	0.0	0.0	1.1	0.4	0.4	
More than once a day	0.0	1.3	2.9	2.4	1.7	
N of Valid	257	312	272	246	1087	
N of Miss	15	4	9	2	30	

Table 133: Have you ever smoked cigarettes?


Response	6	8	10	12	Total	
Never	93.4	73.8	64.6	52.7	71.4	
Once or Twice	5.8	11.2	15.3	15.5	11.9	
Once in a while but not regularly	0.0	6.7	9.0	13.9	7.3	
Regularly in the past	0.8	4.8	3.0	8.6	4.2	
Regularly now	0.0	3.5	8.2	9.4	5.2	
N of Valid	258	313	268	245	1084	
N of Miss	14	3	11	2	30	

Table 134: How frequently have you smoked cigarettes during the past 30 days?


Response	6	8	10	12	Total	
Not at all	99.2	90.4	84.2	78.0	88.2	
Less than one cigarette per day	0.4	5.4	7.7	9.8	5.8	
One to five cigarettes per day	0.0	2.6	5.1	6.1	3.4	
About one-half pack per day	0.0	1.0	2.2	5.3	2.0	
About one pack per day	0.4	0.6	0.4	0.4	0.5	
About one and one-half packs per day	0.0	0.0	0.4	0.4	0.2	
Two packs or more per day	0.0	0.0	0.0	0.0	0.0	
N of Valid	258	312	273	246	1089	
N of Miss	14	4	8	2	28	

Table 135: Which statement best describes rules about smoking inside your home?






Response	6	8	10	12	Total	
Smoking is not allowed anywhere inside your home	67.6	64.5	66.9	65.0	66.0	
Smoking is allowed in some places and at some times	6.3	7.4	6.3	10.2	7.5	
Smoking is allowed anywhere inside the home	5.1	5.2	5.1	5.7	5.3	
There are no rules about smoking inside the home	5.1	9.4	10.3	10.2	8.8	
I don't know	15.8	13.5	11.4	8.9	12.5	
N of Valid	253	310	272	246	1081	
N of Miss	18	6	9	2	35	

Table 136: Which statement best describes rules about smoking in your family cars?







Response	6	8	10	12	Total	
Smoking is never allowed in any car	56.0	49.2	47.6	53.7	51.4	
Smoking is allowed sometimes or in some cars	13.9	16.7	17.2	18.7	16.6	
Smoking is allowed in any car anytime	4.0	7.1	7.0	5.3	5.9	
There are no rules about smoking in the car	9.5	13.2	16.8	13.4	13.3	
We do not have a family car	0.4	0.6	0.7	2.4	1.0	
I don't know	16.3	13.2	10.6	6.5	11.7	
N of Valid	252	311	273	246	1082	
N of Miss	19	5	8	2	34	

Table 137: During this school year, were you taught in any of your classes about the dangers of tobacco use?

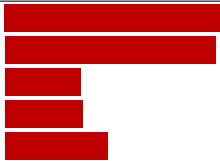
Response	6	8	10	12	Total	
Strongly agree	70.7	24.6	23.2	16.0	33.3	
Agree	23.4	36.2	39.1	28.8	32.3	
Disagree	0.4	11.7	7.0	21.0	9.9	
Strongly disagree	1.2	7.4	12.5	20.6	10.2	
I don't know	4.3	20.1	18.1	13.6	14.4	
N of Valid	256	309	271	243	1079	
N of Miss	16	7	9	4	36	

Table 138: During the past 12 months, have you participated in any community activities to discourage people your age from using cigarettes, chewing tobacco, snuff, dip or cigars?

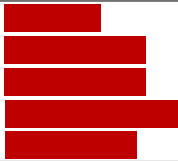
Response	6	8	10	12	Total	
Strongly agree	19.6	13.6	12.2	7.8	13.3	
Agree	28.4	22.4	16.6	15.1	20.7	
Disagree	16.4	19.5	24.0	22.9	20.7	
Strongly disagree	15.6	23.1	30.6	36.3	26.3	
I don't know	20.0	21.4	16.6	18.0	19.1	
N of Valid	250	308	271	245	1074	
N of Miss	20	7	9	2	38	

Table 139: On how many occasions have you had alcoholic beverages (beer, wine or hard liquor) to drink in your lifetime - more than just a few sips?

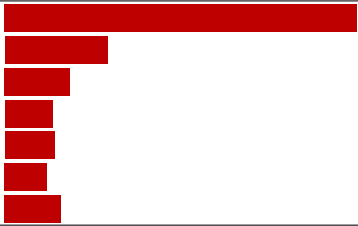
Response	6	8	10	12	Total	
0	85.5	61.9	42.3	31.2	55.6	
1-2	11.7	18.6	16.2	9.7	14.4	
3-5	1.2	7.1	13.2	10.9	8.1	
6-9	1.2	3.2	8.8	8.5	5.3	
10-19	0.4	3.8	6.3	12.6	5.6	
20-39	0.0	2.9	4.8	10.5	4.4	
40+	0.0	2.6	8.5	16.6	6.6	
N of Valid	256	312	272	247	1087	
N of Miss	15	4	9	1	29	

Table 140: On how many occasions have you had beer, wine or hard liquor to drink during the past 30 days?


Response	6	8	10	12	Total	
0	98.8	88.8	69.9	66.8	81.5	
1-2	0.8	7.4	16.2	16.8	10.1	
3-5	0.4	2.2	5.5	7.8	3.9	
6-9	0.0	0.6	4.8	3.7	2.2	
10-19	0.0	0.6	2.6	3.3	1.6	
20-39	0.0	0.3	0.7	0.4	0.4	
40+	0.0	0.0	0.4	1.2	0.4	
N of Valid	257	312	272	244	1085	
N of Miss	15	4	9	2	30	

Table 141: On how many occasions have you used marijuana (grass, pot) or hashish (hash, hash oil) in your lifetime?


Response	6	8	10	12	Total	
0	99.6	87.3	72.8	65.4	81.6	
1-2	0.4	4.2	9.7	4.1	4.7	
3-5	0.0	1.6	3.7	6.5	2.9	
6-9	0.0	1.0	2.2	4.1	1.8	
10-19	0.0	2.3	2.6	2.4	1.9	
20-39	0.0	1.6	2.2	4.5	2.0	
40+	0.0	2.0	6.7	13.0	5.2	
N of Valid	253	307	268	246	1074	
N of Miss	18	9	12	2	41	

Table 142: On how many occasions have you used marijuana (grass, pot) or hashish (hash, hash oil) during the past 30 days?


Response	6	8	10	12	Total	
0	99.6	94.9	87.1	85.8	92.0	
1-2	0.4	1.3	5.2	2.4	2.3	
3-5	0.0	1.3	3.0	3.6	1.9	
6-9	0.0	1.0	1.1	0.8	0.7	
10-19	0.0	1.0	1.8	0.8	0.9	
20-39	0.0	0.3	0.4	1.2	0.5	
40+	0.0	0.3	1.5	5.3	1.7	
N of Valid	256	312	271	247	1086	
N of Miss	16	4	10	1	31	

Table 143: On how many occasions have you used LSD or other psychedelics in your lifetime?


Response	6	8	10	12	Total	
0	100.0	98.7	96.7	94.7	97.6	
1-2	0.0	1.0	1.8	2.4	1.3	
3-5	0.0	0.0	0.7	2.0	0.6	
6-9	0.0	0.3	0.7	0.4	0.4	
10-19	0.0	0.0	0.0	0.0	0.0	
20-39	0.0	0.0	0.0	0.4	0.1	
40+	0.0	0.0	0.0	0.0	0.0	
N of Valid	255	312	272	247	1086	
N of Miss	17	4	9	1	31	

Table 144: On how many occasions have you used LSD or other psychedelics during the past 30 days?


Response	6	8	10	12	Total	
0	100.0	99.7	99.6	99.2	99.6	
1-2	0.0	0.0	0.0	0.4	0.1	
3-5	0.0	0.3	0.0	0.0	0.1	
6-9	0.0	0.0	0.0	0.0	0.0	
10-19	0.0	0.0	0.0	0.0	0.0	
20-39	0.0	0.0	0.0	0.4	0.1	
40+	0.0	0.0	0.4	0.0	0.1	
N of Valid	256	312	272	247	1087	
N of Miss	16	4	9	1	30	

Table 145: On how many occasions have you used cocaine or crack in your lifetime?


Response	6	8	10	12	Total	
0	99.6	99.4	99.3	97.6	99.0	
1-2	0.4	0.3	0.7	2.0	0.8	
3-5	0.0	0.3	0.0	0.4	0.2	
6-9	0.0	0.0	0.0	0.0	0.0	
10-19	0.0	0.0	0.0	0.0	0.0	
20-39	0.0	0.0	0.0	0.0	0.0	
40+	0.0	0.0	0.0	0.0	0.0	
N of Valid	256	310	272	247	1085	
N of Miss	16	6	9	1	32	

Table 146: On how many occasions have you used cocaine or crack during the past 30 days?




Response	6	8	10	12	Total	
0	100.0	99.4	100.0	99.6	99.7	
1-2	0.0	0.3	0.0	0.0	0.1	
3-5	0.0	0.3	0.0	0.4	0.2	
6-9	0.0	0.0	0.0	0.0	0.0	
10-19	0.0	0.0	0.0	0.0	0.0	
20-39	0.0	0.0	0.0	0.0	0.0	
40+	0.0	0.0	0.0	0.0	0.0	
N of Valid	254	311	272	247	1084	
N of Miss	18	5	9	1	33	

Table 147: On how many occasions have you sniffed glue, breathed the contents of an aerosol spray can, or inhaled other gases or sprays, in order to get high in your lifetime?








Response	6	8	10	12	Total	
0	93.3	86.9	86.7	93.1	89.8	
1-2	4.7	9.3	7.0	3.6	6.4	
3-5	0.4	2.6	3.0	0.8	1.8	
6-9	0.0	0.6	1.5	1.2	0.8	
10-19	0.4	0.3	1.1	1.2	0.7	
20-39	0.4	0.3	0.4	0.0	0.3	
40+	0.8	0.0	0.4	0.0	0.3	
N of Valid	255	312	271	247	1085	
N of Miss	17	4	10	1	32	

Table 148: On how many occasions have you sniffed glue, breathed the contents of an aerosol spray can, or inhaled other gases or sprays, in order to get high during the past 30 days?






Response	6	8	10	12	Total	
0	98.4	97.4	95.6	98.4	97.4	
1-2	0.8	1.9	4.0	1.2	2.0	
3-5	0.0	0.3	0.4	0.4	0.3	
6-9	0.4	0.3	0.0	0.0	0.2	
10-19	0.4	0.0	0.0	0.0	0.1	
20-39	0.0	0.0	0.0	0.0	0.0	
40+	0.0	0.0	0.0	0.0	0.0	
N of Valid	255	310	272	247	1084	
N of Miss	17	5	9	1	32	

Table 149: On how many occasions have you used phenoxydine (pox, px, breeze) in your lifetime?


Response	6	8	10	12	Total	
0	100.0	100.0	100.0	100.0	100.0	
1-2	0.0	0.0	0.0	0.0	0.0	
3-5	0.0	0.0	0.0	0.0	0.0	
6-9	0.0	0.0	0.0	0.0	0.0	
10-19	0.0	0.0	0.0	0.0	0.0	
20-39	0.0	0.0	0.0	0.0	0.0	
40+	0.0	0.0	0.0	0.0	0.0	
N of Valid	255	312	272	247	1086	
N of Miss	17	4	9	1	31	

Table 150: On how many occasions have you used phenoxydine (pox, px, breeze) during the past 30 days?


Response	6	8	10	12	Total	
0	100.0	100.0	100.0	100.0	100.0	
1-2	0.0	0.0	0.0	0.0	0.0	
3-5	0.0	0.0	0.0	0.0	0.0	
6-9	0.0	0.0	0.0	0.0	0.0	
10-19	0.0	0.0	0.0	0.0	0.0	
20-39	0.0	0.0	0.0	0.0	0.0	
40+	0.0	0.0	0.0	0.0	0.0	
N of Valid	255	312	271	247	1085	
N of Miss	17	4	10	1	32	

Table 151: On how many occasions have you used sedatives (tranquilizers, such as Valium or Xanax, barbiturates, or sleeping pills) without a doctor telling you to take them, in your lifetime?








Response	6	8	10	12	Total	
0	95.7	87.1	80.5	85.4	87.1	
1-2	2.8	4.8	8.1	2.0	4.5	
3-5	0.0	3.5	5.1	5.7	3.6	
6-9	0.4	2.3	1.8	2.8	1.8	
10-19	0.4	1.3	1.8	2.0	1.4	
20-39	0.4	0.3	1.1	0.8	0.6	
40+	0.4	0.6	1.5	1.2	0.9	
N of Valid	254	311	272	247	1084	
N of Miss	18	5	9	1	33	

Table 152: On how many occasions have you used sedatives (tranquilizers, such as Valium or Xanax, barbiturates, or sleeping pills) without a doctor telling you to take them, during the past 30 days?


Response	6	8	10	12	Total	
0	98.8	93.9	90.4	93.5	94.1	
1-2	0.8	3.2	4.8	4.9	3.4	
3-5	0.0	1.6	2.9	1.6	1.6	
6-9	0.0	1.3	1.5	0.0	0.7	
10-19	0.4	0.0	0.4	0.0	0.2	
20-39	0.0	0.0	0.0	0.0	0.0	
40+	0.0	0.0	0.0	0.0	0.0	
N of Valid	253	312	272	247	1084	
N of Miss	19	4	9	1	33	

Table 153: On how many occasions have you used methamphetamines (meth, speed, crank, crystal meth) in your lifetime?


Response	6	8	10	12	Total	
0	99.6	99.4	99.3	99.6	99.4	
1-2	0.0	0.0	0.4	0.4	0.2	
3-5	0.0	0.0	0.4	0.0	0.1	
6-9	0.4	0.3	0.0	0.0	0.2	
10-19	0.0	0.3	0.0	0.0	0.1	
20-39	0.0	0.0	0.0	0.0	0.0	
40+	0.0	0.0	0.0	0.0	0.0	
N of Valid	255	312	272	247	1086	
N of Miss	17	4	9	1	31	

Table 154: On how many occasions have you used methamphetamines (meth, speed, crank, crystal meth) in the past 30 days?




Response	6	8	10	12	Total	
0	99.6	99.4	99.6	100.0	99.6	
1-2	0.4	0.3	0.4	0.0	0.3	
3-5	0.0	0.0	0.0	0.0	0.0	
6-9	0.0	0.3	0.0	0.0	0.1	
10-19	0.0	0.0	0.0	0.0	0.0	
20-39	0.0	0.0	0.0	0.0	0.0	
40+	0.0	0.0	0.0	0.0	0.0	
N of Valid	255	311	271	247	1084	
N of Miss	17	5	9	1	32	

Table 155: On how many occasions have you used stimulants, other than Methamphetamines (such as amphetamines, Ritalin or Dexedrine) without a doctor telling you to take them, in your lifetime?








Response	6	8	10	12	Total	
0	99.6	96.2	97.1	93.9	96.7	
1-2	0.0	2.6	1.5	1.6	1.5	
3-5	0.0	1.0	0.4	1.2	0.6	
6-9	0.4	0.0	0.4	0.4	0.3	
10-19	0.0	0.0	0.0	2.0	0.5	
20-39	0.0	0.0	0.7	0.4	0.3	
40+	0.0	0.3	0.0	0.4	0.2	
N of Valid	252	312	272	246	1082	
N of Miss	20	4	9	2	35	

Table 156: On how many occasions have you used stimulants, other than Methamphetamines (such as amphetamines, Ritalin or Dexedrine) without a doctor telling you to take them, during the past 30 days?




Response	6	8	10	12	Total	
0	100.0	98.7	98.2	99.2	99.0	
1-2	0.0	1.3	1.1	0.4	0.7	
3-5	0.0	0.0	0.7	0.4	0.3	
6-9	0.0	0.0	0.0	0.0	0.0	
10-19	0.0	0.0	0.0	0.0	0.0	
20-39	0.0	0.0	0.0	0.0	0.0	
40+	0.0	0.0	0.0	0.0	0.0	
N of Valid	253	312	272	247	1084	
N of Miss	19	4	9	1	33	

Table 157: On how many occasions have you used heroin or other opiates in your lifetime?




Response	6	8	10	12	Total	
0	99.6	98.4	99.6	98.8	99.1	
1-2	0.4	1.6	0.0	0.8	0.7	
3-5	0.0	0.0	0.4	0.4	0.2	
6-9	0.0	0.0	0.0	0.0	0.0	
10-19	0.0	0.0	0.0	0.0	0.0	
20-39	0.0	0.0	0.0	0.0	0.0	
40+	0.0	0.0	0.0	0.0	0.0	
N of Valid	251	312	272	247	1082	
N of Miss	21	4	9	1	35	

Table 158: On how many occasions have you used heroin or other opiates during the past 30 days?


Response	6	8	10	12	Total	
0	99.6	99.7	100.0	99.6	99.7	
1-2	0.0	0.3	0.0	0.4	0.2	
3-5	0.4	0.0	0.0	0.0	0.1	
6-9	0.0	0.0	0.0	0.0	0.0	
10-19	0.0	0.0	0.0	0.0	0.0	
20-39	0.0	0.0	0.0	0.0	0.0	
40+	0.0	0.0	0.0	0.0	0.0	
N of Valid	252	312	272	247	1083	
N of Miss	20	4	9	1	34	

Table 159: On how many occasions have you used MDMA ('X', 'E', or ecstasy) in your lifetime?


Response	6	8	10	12	Total	
0	100.0	97.4	99.3	97.2	98.4	
1-2	0.0	2.3	0.4	2.0	1.2	
3-5	0.0	0.3	0.0	0.4	0.2	
6-9	0.0	0.0	0.4	0.4	0.2	
10-19	0.0	0.0	0.0	0.0	0.0	
20-39	0.0	0.0	0.0	0.0	0.0	
40+	0.0	0.0	0.0	0.0	0.0	
N of Valid	249	311	271	247	1078	
N of Miss	23	5	10	1	39	

Table 160: On how many occasions have you used MDMA ('X', 'E', or ecstasy) during the past 30 days?


Response	6	8	10	12	Total	
0	100.0	99.4	99.3	100.0	99.6	
1-2	0.0	0.6	0.7	0.0	0.4	
3-5	0.0	0.0	0.0	0.0	0.0	
6-9	0.0	0.0	0.0	0.0	0.0	
10-19	0.0	0.0	0.0	0.0	0.0	
20-39	0.0	0.0	0.0	0.0	0.0	
40+	0.0	0.0	0.0	0.0	0.0	
N of Valid	247	310	271	246	1074	
N of Miss	25	6	10	2	43	

Table 161: On how many occasions have you taken prescription drugs (such as Valium, Xanax, Ritalin, Adderall, OxyContin, Darvocet, or sleeping pills) on your own-that is, without a doctor telling you to take them in your lifetime?








Response	6	8	10	12	Total	
0	95.6	86.2	81.9	83.4	86.7	
1-2	2.4	6.4	5.5	4.0	4.7	
3-5	0.0	3.2	4.8	3.6	3.0	
6-9	0.8	1.3	3.7	3.2	2.2	
10-19	0.8	1.6	0.4	1.2	1.0	
20-39	0.0	0.3	1.5	2.0	0.9	
40+	0.4	1.0	2.2	2.4	1.5	
N of Valid	252	311	271	247	1081	
N of Miss	20	5	10	1	36	

Table 162: On how many occasions have you taken prescription drugs (such as Valium, Xanax, Ritalin, Adderall, OxyContin, Darvocet, or sleeping pills) on your own-that is, without a doctor telling you to take them during the past 30 days?








Response	6	8	10	12	Total	
0	99.2	93.9	90.8	95.5	94.7	
1-2	0.8	3.5	5.9	3.2	3.4	
3-5	0.0	0.6	0.7	0.8	0.6	
6-9	0.0	0.6	1.5	0.4	0.6	
10-19	0.0	0.3	1.1	0.0	0.4	
20-39	0.0	0.3	0.0	0.0	0.1	
40+	0.0	0.6	0.0	0.0	0.2	
N of Valid	252	313	272	247	1084	
N of Miss	20	3	9	1	33	

Table 163: On how many occasions have you taken non-prescription medicines such as diet pills (for example, Dietac, Dexatrim or Prolamine), stay-awake pills (for example No-Doz, Vivarin, or Wake), or cough or cold medicines (robos, DXM, etc.) to get high in your lifetime?








Response	6	8	10	12	Total	
0	97.6	94.9	90.8	92.3	93.9	
1-2	1.2	1.9	4.4	2.4	2.5	
3-5	0.8	1.3	1.8	3.2	1.8	
6-9	0.0	1.0	1.1	0.4	0.6	
10-19	0.0	0.3	0.7	1.2	0.6	
20-39	0.4	0.3	0.0	0.0	0.2	
40+	0.0	0.3	1.1	0.4	0.5	
N of Valid	253	311	272	247	1083	
N of Miss	19	5	9	1	34	

Table 164: On how many occasions have you taken non-prescription medicines such as diet pills (for example, Dietac, Dexatrim or Prolamine), stay-awake pills (for example No-Doz, Vivarin, or Wake), or cough or cold medicines (robos, DXM, etc.) to get high during the past 30 days?





Response	6	8	10	12	Total	
0	98.8	98.7	95.6	99.2	98.1	
1-2	1.2	1.0	2.9	0.4	1.4	
3-5	0.0	0.3	0.7	0.4	0.4	
6-9	0.0	0.0	0.0	0.0	0.0	
10-19	0.0	0.0	0.7	0.0	0.2	
20-39	0.0	0.0	0.0	0.0	0.0	
40+	0.0	0.0	0.0	0.0	0.0	
N of Valid	253	310	272	247	1082	
N of Miss	19	6	9	1	35	

Table 165: On how many occasions have you been drunk or very high from drinking alcoholic beverages during the past 30 days?








Response	6	8	10	12	Total	
0	99.2	94.5	81.0	74.3	87.7	
1-2	0.4	3.5	11.5	13.9	7.1	
3-5	0.4	0.3	2.6	5.3	2.0	
6-9	0.0	0.0	3.7	4.1	1.9	
10-19	0.0	0.6	0.7	1.2	0.6	
20-39	0.0	1.0	0.4	0.8	0.6	
40+	0.0	0.0	0.0	0.4	0.1	
N of Valid	252	311	269	245	1077	
N of Miss	20	4	12	2	38	

Table 166: On how many occasions have you drunk flavored alcoholic beverages, sometimes called 'alcopops' (like Mike's Hard Lemonade, Smirnoff Ice, Bacardi Breezers, etc.) in your lifetime?








Response	6	8	10	12	Total	
0	95.3	74.5	52.2	43.1	66.6	
1-2	4.0	13.2	15.2	13.4	11.6	
3-5	0.4	4.2	9.6	15.0	7.1	
6-9	0.0	2.9	9.3	6.1	4.5	
10-19	0.0	2.3	5.2	10.2	4.3	
20-39	0.0	1.6	5.2	5.3	3.0	
40+	0.4	1.3	3.3	6.9	2.9	
N of Valid	253	310	270	246	1079	
N of Miss	19	6	11	2	38	

Table 167: On how many occasions have you drunk flavored alcoholic beverages, sometimes called 'alcopops' (like Mike's Hard Lemonade, Smirnoff Ice, Bacardi Breezers, etc.) during the past 30 days?


Response	6	8	10	12	Total	
0	99.2	92.0	78.6	82.2	88.1	
1-2	0.4	6.8	12.5	12.1	7.9	
3-5	0.0	1.0	4.4	4.0	2.3	
6-9	0.4	0.3	3.3	0.4	1.1	
10-19	0.0	0.0	1.1	0.8	0.5	
20-39	0.0	0.0	0.0	0.4	0.1	
40+	0.0	0.0	0.0	0.0	0.0	
N of Valid	253	311	271	247	1082	
N of Miss	19	5	10	1	35	

Table 168: Think back over the last two weeks. How many times have you had five or more alcoholic drinks in a row?


Response	6	8	10	12	Total	
None	100.0	96.1	83.7	81.7	90.6	
Once	0.0	2.3	8.1	6.9	4.3	
Twice	0.0	1.3	2.6	8.1	2.9	
3-5 times	0.0	0.0	3.3	2.4	1.4	
6-9 times	0.0	0.0	0.7	0.4	0.3	
10 or more times	0.0	0.3	1.5	0.4	0.6	
N of Valid	247	308	270	246	1071	
N of Miss	24	8	11	2	45	

Table 169: During the past 30 days, how many times did you ride in a car or other vehicle driven by someone who had been drinking alcohol?


Response	6	8	10	12	Total	
0 times	90.7	84.0	81.4	87.0	85.6	
1 time	5.7	6.2	10.8	4.9	6.9	
2 or 3 times	2.4	5.9	4.5	5.3	4.6	
4 or 5 times	0.4	1.3	2.6	2.0	1.6	
6 or more times	0.8	2.6	0.7	0.8	1.3	
N of Valid	247	307	269	246	1069	
N of Miss	25	9	12	2	48	

Table 170: During the past 30 days, how many times did you drive a car or other vehicle when you had been drinking alcohol?






Response	6	8	10	12	Total	
I did not drive a car in the past 30 days	58.2	60.3	28.6	15.1	41.2	
0 times	41.0	38.0	65.0	81.2	55.6	
1 time	0.8	0.7	4.5	2.0	2.0	
2 or 3 times	0.0	1.0	1.1	1.6	1.0	
4 or 5 times	0.0	0.0	0.8	0.0	0.2	
6 or more times	0.0	0.0	0.0	0.0	0.0	
N of Valid	239	300	266	245	1050	
N of Miss	25	9	12	2	48	

Table 171: If you drank alcohol (not just a sip or taste) in the past year, how did you usually get it?













Response	6	8	10	12	Total	
I did not drink alcohol in the past year	92.9	74.0	51.2	40.3	65.0	
I bought it myself with a fake ID	0.0	1.0	0.0	1.7	0.7	
I bought it myself without a fake ID	0.0	0.0	0.4	0.0	0.1	
I got it from someone I know age 21 or older	0.8	4.6	15.8	28.6	12.0	
I got it from someone I know under age 21	0.4	3.3	7.7	10.1	5.3	
I got it from my brother or sister	0.4	1.0	2.7	1.7	1.4	
I got it from home with my parents' permission	0.8	3.6	7.7	5.5	4.4	
I got it from home without my parents' permission	0.8	5.9	3.8	1.3	3.2	
I got it from another relative	0.8	1.3	3.8	0.4	1.6	
A stranger bought it for me	0.0	0.3	0.4	0.4	0.3	
I took it from a store or shop	0.0	0.0	0.0	0.4	0.1	
Other	2.9	4.9	6.5	9.7	6.0	
N of Valid	240	304	260	238	1042	
N of Miss	30	10	15	4	59	

Table 172: If you drank alcohol (not just a sip or taste) in the past year, where did you usually drink it?











Response	6	8	10	12	Total	
I did not drink alcohol in the past year	95.9	74.9	52.1	40.3	66.3	
at my home	2.1	10.2	14.4	13.0	10.0	
at someone else's home	0.8	10.2	27.2	40.8	19.2	
at an open area like a park, beach, field, back road, woods, or a street corner	0.4	2.0	3.9	4.2	2.6	
at a sporting event or concert	0.4	1.3	0.4	0.4	0.7	
at a restaurant, bar, or a nightclub	0.0	0.7	0.4	0.4	0.4	
at an empty building or a construction site	0.0	0.0	0.4	0.0	0.1	
at a hotel/motel	0.4	0.7	0.4	0.0	0.4	
in a car	0.0	0.0	0.4	0.4	0.2	
at school	0.0	0.0	0.4	0.4	0.2	
N of Valid	242	303	257	238	1040	
N of Miss	30	11	17	4	62	

Table 173: During the last month, about how many marijuana cigarettes, or the equivalent, did you smoke a day, on the average?








Response	6	8	10	12	Total	
None	100.0	93.8	87.2	85.4	91.6	
Less than 1 a day	0.0	1.0	6.8	3.3	2.7	
1 a day	0.0	2.0	1.1	3.3	1.6	
2-3 a day	0.0	2.0	3.0	3.7	2.2	
4-6 a day	0.0	0.7	1.1	3.3	1.2	
7-10 a day	0.0	0.0	0.8	0.4	0.3	
11 or more a day	0.0	0.7	0.0	0.8	0.4	
N of Valid	246	307	266	246	1065	
N of Miss	26	9	15	2	52	

Table 174: How wrong would most adults (over 21) in your neighborhood think it is for kids your age: to use marijuana?

Response	6	8	10	12	Total	
Very wrong	94.1	79.6	66.3	61.3	75.3	
Wrong	3.4	11.5	19.5	24.7	14.7	
A little bit wrong	2.1	6.6	11.2	7.8	7.0	
Not wrong at all	0.4	2.3	3.0	6.2	2.9	
N of Valid	237	304	267	243	1051	
N of Miss	35	12	14	4	65	

Table 175: How wrong would most adults (over 21) in your neighborhood think it is for kids your age: to drink alcohol?

Response	6	8	10	12	Total	
Very wrong	85.7	65.3	48.3	40.7	59.9	
Wrong	8.4	20.8	26.2	30.9	21.7	
A little bit wrong	3.8	7.3	18.0	21.4	12.5	
Not wrong at all	2.1	6.6	7.5	7.0	5.9	
N of Valid	237	303	267	243	1050	
N of Miss	35	13	14	5	67	

Table 176: How wrong would most adults (over 21) in your neighborhood think it is for kids your age: to smoke cigarettes?

Response	6	8	10	12	Total	
Very wrong	84.8	67.0	51.5	40.3	60.9	
Wrong	9.3	17.2	26.3	25.5	19.6	
A little bit wrong	4.2	9.6	15.8	22.2	12.9	
Not wrong at all	1.7	6.3	6.4	11.9	6.6	
N of Valid	237	303	266	243	1049	
N of Miss	35	13	14	5	67	

Table 177: How much do each of the following statements describe your neighborhood? crime and/or drug selling


Response	6	8	10	12	Total	
NO!	84.6	74.9	72.5	70.5	75.5	
no	8.3	18.2	17.6	19.3	16.0	
yes	5.8	5.3	7.6	8.6	6.8	
YES!	1.2	1.7	2.3	1.6	1.7	
N of Valid	241	303	262	244	1050	
N of Miss	31	13	19	4	67	

Table 178: How much do each of the following statements describe your neighborhood? fights


Response	6	8	10	12	Total	
NO!	77.5	64.4	66.7	68.0	68.8	
no	12.5	21.8	22.6	21.3	19.8	
yes	7.5	9.6	8.8	8.2	8.6	
YES!	2.5	4.3	1.9	2.5	2.9	
N of Valid	240	303	261	244	1048	
N of Miss	31	13	20	4	68	

Table 179: How much do each of the following statements describe your neighborhood? lots of empty or abandoned buildings


Response	6	8	10	12	Total	
NO!	78.9	71.3	71.6	74.2	73.8	
no	17.4	23.4	21.1	19.3	20.5	
yes	2.9	3.3	6.9	4.5	4.4	
YES!	0.8	2.0	0.4	2.0	1.3	
N of Valid	242	303	261	244	1050	
N of Miss	30	13	20	4	67	

Table 180: How much do each of the following statements describe your neighborhood? lots of graffiti





Response	6	8	10	12	Total	
NO!	87.8	79.5	81.2	84.8	83.1	
no	9.2	19.2	16.9	13.9	15.1	
yes	1.7	1.0	0.8	0.0	0.9	
YES!	1.3	0.3	1.1	1.2	1.0	
N of Valid	238	302	261	244	1045	
N of Miss	34	14	20	4	72	

Table 181: If I had to move, I would miss the neighborhood I now live in.





Response	6	8	10	12	Total	
NO!	9.5	13.9	14.6	13.5	13.0	
no	12.9	17.9	23.8	20.9	18.9	
yes	24.5	26.8	31.4	39.3	30.3	
YES!	53.1	41.4	30.3	26.2	37.8	
N of Valid	241	302	261	244	1048	
N of Miss	31	14	20	4	69	

Table 182: My neighbors notice when I am doing a good job and let me know about it.





Response	6	8	10	12	Total	
NO!	31.4	36.2	33.6	36.1	34.4	
no	31.4	36.5	43.5	41.0	38.2	
yes	24.2	19.6	17.9	17.6	19.8	
YES!	13.1	7.6	5.0	5.3	7.7	
N of Valid	236	301	262	244	1043	
N of Miss	35	15	19	4	73	

Table 183: I like my neighborhood.

Response	6	8	10	12	Total	
NO!	5.9	11.7	11.9	9.5	9.9	
no	7.6	14.4	15.3	11.5	12.4	
yes	29.5	40.3	47.1	51.9	42.3	
YES!	57.0	33.6	25.7	27.2	35.4	
N of Valid	237	298	261	243	1039	
N of Miss	35	18	20	4	77	

Table 184: There are lots of adults in my neighborhood I could talk to about something important.

Response	6	8	10	12	Total	
NO!	21.8	27.5	31.3	27.0	27.0	
no	31.2	32.1	35.9	38.1	34.3	
yes	23.9	23.2	23.9	25.0	24.0	
YES!	23.1	17.2	8.9	9.8	14.7	
N of Valid	234	302	259	244	1039	
N of Miss	38	14	22	4	78	

Table 185: I'd like to get out of my neighborhood.

Response	6	8	10	12	Total	
NO!	62.1	39.9	30.9	26.2	39.5	
no	24.7	32.7	38.5	47.1	35.7	
yes	6.8	17.5	20.6	16.4	15.6	
YES!	6.4	9.9	9.9	10.2	9.2	
N of Valid	235	303	262	244	1044	
N of Miss	36	13	19	4	72	

Table 186: There are people in my neighborhood who are proud of me when I do something well.

Response	6	8	10	12	Total
NO!	21.8	28.1	26.2	25.1	25.5
no	21.8	30.1	35.4	35.0	30.8
yes	32.8	30.1	27.3	32.9	30.7
YES!	23.6	11.6	11.2	7.0	13.1
N of Valid	229	302	260	243	1034
N of Miss	43	14	21	5	83

Table 187: There are people in my neighborhood who encourage me to do my best.

Response	6	8	10	12	Total
NO!	17.0	28.6	25.8	25.8	24.7
no	21.4	27.6	37.3	34.8	30.4
yes	33.2	27.9	25.8	30.3	29.1
YES!	28.4	15.9	11.2	9.0	15.9
N of Valid	229	301	260	244	1034
N of Miss	43	15	20	4	82

Table 188: I feel safe in my neighborhood.

Response	6	8	10	12	Total
NO!	5.2	5.4	6.6	3.3	5.1
no	11.6	12.8	10.1	7.0	10.5
yes	30.2	41.4	45.0	45.7	40.8
YES!	53.0	40.4	38.4	44.0	43.6
N of Valid	232	297	258	243	1030
N of Miss	40	19	21	5	85

Table 189: Which of the following activities for people your age are available in your community? sports teams?



Response	6	8	10	12	Total	
No	8.2	11.2	10.0	11.5	10.3	
Yes	91.8	88.8	90.0	88.5	89.7	
N of Valid	231	303	261	243	1038	
N of Miss	41	13	20	5	79	

Table 190: Which of the following activities for people your age are available in your community? scouting?



Response	6	8	10	12	Total	
No	21.9	31.6	37.1	30.7	30.6	
Yes	78.1	68.4	62.9	69.3	69.4	
N of Valid	228	297	259	238	1022	
N of Miss	44	19	22	10	95	

Table 191: Which of the following activities for people your age are available in your community? boys and girls clubs?



Response	6	8	10	12	Total	
No	27.6	36.2	32.8	38.2	33.9	
Yes	72.4	63.8	67.2	61.8	66.1	
N of Valid	228	298	259	238	1023	
N of Miss	44	18	22	10	94	

Table 192: Which of the following activities for people your age are available in your community? 4-H clubs?



Response	6	8	10	12	Total	
No	35.7	31.3	27.9	27.2	30.4	
Yes	64.3	68.7	72.1	72.8	69.6	
N of Valid	207	297	258	239	1001	
N of Miss	65	18	23	9	115	

Table 193: Which of the following activities for people your age are available in your community? service clubs?



Response	6	8	10	12	Total	
No	37.8	31.3	25.0	23.8	29.3	
Yes	62.2	68.7	75.0	76.2	70.7	
N of Valid	217	297	260	239	1013	
N of Miss	55	19	21	9	104	

Table 194: If a kid smoked marijuana in your neighborhood would he or she be caught by the police?





Response	6	8	10	12	Total	
NO!	11.7	18.7	22.6	21.7	18.9	
no	24.7	34.3	51.0	52.5	40.8	
yes	32.3	26.7	16.1	17.6	23.1	
YES!	31.4	20.3	10.3	8.2	17.3	
N of Valid	223	300	261	244	1028	
N of Miss	48	16	20	4	88	

Table 195: If a kid drank some beer, wine or hard liquor (for example, vodka, whiskey, or gin) in your neighborhood would he or she be caught by the police?





Response	6	8	10	12	Total	
NO!	14.3	22.7	29.1	28.7	24.0	
no	27.4	41.5	52.5	53.7	44.1	
yes	33.6	20.1	11.9	11.5	18.9	
YES!	24.7	15.7	6.5	6.1	13.0	
N of Valid	223	299	261	244	1027	
N of Miss	48	17	20	4	89	

Table 196: If a kid carried a handgun in your neighborhood would he or she be caught by the police?





Response	6	8	10	12	Total	
NO!	14.2	16.0	18.4	19.8	17.1	
no	21.8	28.0	37.5	35.0	30.7	
yes	29.3	31.0	27.2	28.4	29.1	
YES!	34.7	25.0	16.9	16.9	23.1	
N of Valid	225	300	261	243	1029	
N of Miss	46	16	20	5	87	

Table 197: If you wanted to get some cigarettes, how easy would it be for you to get some?





Response	6	8	10	12	Total	
Very hard	75.0	46.5	22.5	11.0	38.0	
Sort of hard	11.4	13.2	10.7	6.1	10.5	
Sort of easy	5.9	14.9	27.5	18.3	17.0	
Very easy	7.7	25.4	39.3	64.6	34.5	
N of Valid	220	303	262	246	1031	
N of Miss	52	13	18	2	85	

Table 198: If you wanted to get some beer, wine or hard liquor (for example, vodka, whiskey, or gin), how easy would it be for you to get some?





Response	6	8	10	12	Total	
Very hard	70.3	41.3	20.5	13.5	35.5	
Sort of hard	11.4	19.5	12.9	9.4	13.7	
Sort of easy	10.5	17.5	32.7	33.1	23.6	
Very easy	7.8	21.8	33.8	44.1	27.2	
N of Valid	219	303	263	245	1030	
N of Miss	53	12	18	2	85	

Table 199: If you wanted to get a drug like cocaine, LSD, or amphetamines, how easy would it be for you to get some?





Response	6	8	10	12	Total	
Very hard	94.9	83.1	61.2	47.6	71.5	
Sort of hard	1.9	9.9	24.7	29.7	16.7	
Sort of easy	1.4	4.3	8.4	9.8	6.0	
Very easy	1.9	2.6	5.7	13.0	5.7	
N of Valid	216	302	263	246	1027	
N of Miss	55	13	18	2	88	

Table 200: If you wanted to get a handgun, how easy would it be for you to get one?





Response	6	8	10	12	Total	
Very hard	66.4	59.9	50.8	44.9	55.4	
Sort of hard	13.8	15.6	20.2	19.2	17.3	
Sort of easy	8.3	11.3	13.0	10.2	10.8	
Very easy	11.5	13.2	16.0	25.7	16.6	
N of Valid	217	302	262	245	1026	
N of Miss	55	13	18	3	89	

Table 201: If you wanted to get some marijuana, how easy would it be for you to get some?





Response	6	8	10	12	Total	
Very hard	92.7	68.5	31.3	18.3	52.1	
Sort of hard	3.2	10.9	11.1	10.2	9.1	
Sort of easy	2.8	7.9	25.6	22.8	14.9	
Very easy	1.4	12.6	32.1	48.8	23.8	
N of Valid	218	302	262	246	1028	
N of Miss	54	14	19	2	89	

Table 202: During the past 12 months, have you participated in any alcohol prevention programs or seen any alcohol prevention messages in your school or community? Yes, a school-based program focused on preventing underage drinking and/or drinking and driving.



Response	6	8	10	12	Total	
No	51.8	70.9	75.8	82.3	70.0	
Yes	48.2	29.1	24.2	17.7	30.0	
N of Valid	272	316	281	248	1117	
N of Miss	0	0	0	0	0	

Table 203: During the past 12 months, have you participated in any alcohol prevention programs or seen any alcohol prevention messages in your school or community? Yes, a community-based program focused on preventing underage drinking and/or drinking and driving (for example, through your church or temple or through youth groups like Boys and Girls Club or 4-H).



Response	6	8	10	12	Total	
No	87.9	89.9	94.0	94.4	91.4	
Yes	12.1	10.1	6.0	5.6	8.6	
N of Valid	272	316	281	248	1117	
N of Miss	0	0	0	0	0	

Table 204: During the past 12 months, have you participated in any alcohol prevention programs or seen any alcohol prevention messages in your school or community? Yes, a media campaign addressing underage drinking and/or drinking and driving (for example, newspaper ads, posters, pamphlets, radio, TV).



Response	6	8	10	12	Total	
No	89.0	86.4	87.2	86.7	87.3	
Yes	11.0	13.6	12.8	13.3	12.7	
N of Valid	272	316	281	248	1117	
N of Miss	0	0	0	0	0	

Table 205: During the past 12 months, have you participated in any alcohol prevention programs or seen any alcohol prevention messages in your school or community? No



Response	6	8	10	12	Total	
No	68.8	47.5	40.9	29.0	46.9	
Yes	31.3	52.5	59.1	71.0	53.1	
N of Valid	272	316	281	248	1117	
N of Miss	0	0	0	0	0	

Table 206: How wrong do your parents feel it would be for YOU to: drink beer, wine or hard liquor (for example, vodka, whiskey or gin) regularly?





Response	6	8	10	12	Total	
Very wrong	91.7	76.9	58.6	45.9	67.9	
Wrong	6.4	14.4	21.7	28.5	17.9	
A little bit wrong	1.8	7.0	14.8	20.3	11.1	
Not wrong at all	0.0	1.7	4.9	5.3	3.0	
N of Valid	218	299	263	246	1026	
N of Miss	54	17	18	2	91	

Table 207: How wrong do your parents feel it would be for YOU to: smoke cigarettes?





Response	6	8	10	12	Total	
Very wrong	94.5	85.9	73.3	64.2	79.3	
Wrong	3.2	8.1	16.8	23.2	12.9	
A little bit wrong	1.8	3.7	7.3	9.8	5.7	
Not wrong at all	0.5	2.3	2.7	2.8	2.2	
N of Valid	217	298	262	246	1023	
N of Miss	54	18	18	2	92	

Table 208: How wrong do your parents feel it would be for YOU to: smoke marijuana?





Response	6	8	10	12	Total	
Very wrong	98.2	89.6	80.9	72.1	85.0	
Wrong	1.4	4.3	10.7	14.3	7.7	
A little bit wrong	0.5	3.3	4.6	9.4	4.5	
Not wrong at all	0.0	2.7	3.8	4.1	2.7	
N of Valid	218	299	262	244	1023	
N of Miss	54	17	19	4	94	

Table 209: How wrong do your parents feel it would be for YOU to: steal something worth more than \$5?





Response	6	8	10	12	Total	
Very wrong	87.6	82.5	82.4	80.1	83.0	
Wrong	11.1	12.5	12.6	15.9	13.0	
A little bit wrong	0.9	4.4	3.1	1.6	2.6	
Not wrong at all	0.5	0.7	1.9	2.4	1.4	
N of Valid	217	297	262	246	1022	
N of Miss	55	18	18	2	93	

Table 210: How wrong do your parents feel it would be for YOU to: draw graffiti, write things, or draw pictures on buildings or other property (without the owner's permission)?





Response	6	8	10	12	Total	
Very wrong	94.0	83.1	81.0	76.0	83.2	
Wrong	3.7	12.5	12.9	17.9	12.0	
A little bit wrong	0.9	3.1	4.9	4.5	3.4	
Not wrong at all	1.4	1.4	1.1	1.6	1.4	
N of Valid	217	295	263	246	1021	
N of Miss	54	21	18	2	95	

Table 211: How wrong do your parents feel it would be for YOU to: pick a fight with someone?





Response	6	8	10	12	Total	
Very wrong	75.6	55.4	44.1	45.7	54.4	
Wrong	15.2	23.5	29.3	30.6	24.9	
A little bit wrong	7.4	15.1	21.3	19.6	16.1	
Not wrong at all	1.8	6.0	5.3	4.1	4.5	
N of Valid	217	298	263	245	1023	
N of Miss	55	18	18	3	94	

Table 212: During the past 12 months, have you talked with at least one of your parents about the dangers of underage drinking and/or drinking and driving? By parents, we mean either your biological parents, adoptive parents, stepparents, or adult guardians - whether or not they live with you.

Response	6	8	10	12	Total
No	49.3	57.9	61.2	56.0	56.5
Yes	50.7	42.1	38.8	44.0	43.5
N of Valid	209	292	258	243	1002
N of Miss	63	24	23	5	115

Table 213: Have any of your brothers or sisters ever: drunk beer, wine or hard liquor (for example, vodka, whiskey or gin)?

Response	6	8	10	12	Total
No	79.9	54.4	43.5	31.4	51.4
Yes	18.2	37.8	51.5	61.6	43.0
I don't have any brothers or sisters	1.9	7.8	5.0	6.9	5.6
N of Valid	214	296	262	245	1017
N of Miss	58	20	19	3	100

Table 214: Have any of your brothers or sisters ever: smoked marijuana?

Response	6	8	10	12	Total
No	95.3	76.4	61.3	54.9	71.3
Yes	2.8	15.9	33.7	38.5	23.2
I don't have any brothers or sisters	1.9	7.8	5.0	6.6	5.5
N of Valid	214	296	261	244	1015
N of Miss	58	20	20	4	102

Table 215: Have any of your brothers or sisters ever: smoked cigarettes?

Response	6	8	10	12	Total
No	79.8	60.8	53.6	46.1	59.4
Yes	18.3	31.1	41.4	47.3	35.0
I don't have any brothers or sisters	1.9	8.1	5.0	6.5	5.6
N of Valid	213	296	261	245	1015
N of Miss	59	20	20	3	102

Table 216: Have any of your brothers or sisters ever: taken a handgun to school?




Response	6	8	10	12	Total	
No	98.1	90.5	93.1	92.2	93.2	
Yes	0.0	1.4	1.9	0.8	1.1	
I don't have any brothers or sisters	1.9	8.1	5.0	7.0	5.7	
N of Valid	212	295	262	244	1013	
N of Miss	59	21	19	4	103	

Table 217: Have any of your brothers or sisters ever: been suspended or expelled from school?




Response	6	8	10	12	Total	
No	77.5	66.4	67.4	66.9	69.1	
Yes	20.7	25.4	27.6	26.1	25.1	
I don't have any brothers or sisters	1.9	8.1	5.0	6.9	5.7	
N of Valid	213	295	261	245	1014	
N of Miss	59	20	20	3	102	

Table 218: The rules in my family are clear.





Response	6	8	10	12	Total	
NO!	2.8	3.7	2.3	3.3	3.1	
no	2.3	9.5	11.9	11.0	9.0	
yes	33.2	37.6	49.0	45.9	41.6	
YES!	61.7	49.2	36.8	39.8	46.4	
N of Valid	214	295	261	246	1016	
N of Miss	58	21	20	2	101	

Table 219: People in my family often insult or yell at each other.





Response	6	8	10	12	Total	
NO!	35.2	25.5	21.1	27.2	26.8	
no	31.9	37.6	37.2	39.4	36.7	
yes	26.2	26.2	31.4	26.0	27.5	
YES!	6.7	10.7	10.3	7.3	8.9	
N of Valid	210	290	261	246	1007	
N of Miss	62	25	20	2	109	

Table 220: When I am not at home, one of my parents knows where I am and who I am with.





Response	6	8	10	12	Total	
NO!	3.3	3.1	3.1	4.9	3.6	
no	3.8	9.2	6.6	11.8	8.0	
yes	27.8	39.2	52.5	49.2	42.7	
YES!	65.1	48.5	37.8	34.1	45.7	
N of Valid	209	293	259	246	1007	
N of Miss	62	23	21	2	108	

Table 221: We argue about the same things in my family over and over.





Response	6	8	10	12	Total	
NO!	34.3	23.1	16.9	16.7	22.2	
no	36.2	28.8	31.2	34.6	32.3	
yes	19.8	36.3	36.2	37.0	33.0	
YES!	9.7	11.9	15.8	11.8	12.4	
N of Valid	207	295	260	246	1008	
N of Miss	65	21	20	2	108	

Table 222: If you drank some beer or wine or liquor (for example, vodka, whiskey, or gin) without your parents' permission, would you be caught by your parents?

Response	6	8	10	12	Total	
NO!	6.3	8.9	13.9	16.3	11.5	
no	5.8	22.6	41.7	47.3	30.1	
yes	11.1	25.0	21.6	20.4	20.1	
YES!	76.8	43.5	22.8	15.9	38.3	
N of Valid	207	292	259	245	1003	
N of Miss	63	23	20	2	108	

Table 223: My family has clear rules about alcohol and drug use.

Response	6	8	10	12	Total	
NO!	4.8	4.8	4.2	5.3	4.8	
no	6.3	12.6	16.1	17.1	13.3	
yes	19.3	27.9	37.5	41.5	31.9	
YES!	69.6	54.8	42.1	36.2	50.0	
N of Valid	207	294	261	246	1008	
N of Miss	65	22	20	2	109	

Table 224: If you carried a handgun without your parents' permission, would you be caught by your parents?

Response	6	8	10	12	Total	
NO!	4.9	5.5	6.9	9.4	6.7	
no	1.5	12.0	17.4	17.1	12.5	
yes	12.2	22.3	30.1	30.2	24.2	
YES!	81.5	60.3	45.6	43.3	56.6	
N of Valid	205	292	259	245	1001	
N of Miss	66	24	21	3	114	

Table 225: If you skipped school would you be caught by your parents?





Response	6	8	10	12	Total	
NO!	4.0	5.5	8.8	6.5	6.3	
no	4.5	16.6	16.9	26.4	16.6	
yes	15.8	25.6	34.9	32.5	27.8	
YES!	75.7	52.2	39.5	34.6	49.3	
N of Valid	202	289	261	246	998	
N of Miss	69	27	20	2	118	

Table 226: Do you feel very close to your mother?





Response	6	8	10	12	Total	
NO!	3.0	7.9	8.8	7.3	7.0	
no	5.4	15.1	16.9	15.1	13.6	
yes	20.3	28.2	35.4	28.2	28.5	
YES!	71.3	48.8	38.8	49.4	50.9	
N of Valid	202	291	260	245	998	
N of Miss	70	25	21	3	119	

Table 227: Do you share your thoughts and feelings with your mother?





Response	6	8	10	12	Total	
NO!	9.5	13.4	11.9	13.6	12.3	
no	16.0	25.0	29.6	24.7	24.3	
yes	24.5	30.5	31.2	31.3	29.6	
YES!	50.0	31.2	27.3	30.5	33.8	
N of Valid	200	292	260	243	995	
N of Miss	72	24	20	5	121	

Table 228: My parents ask me what I think before most family decisions affecting me are made.

Response	6	8	10	12	Total
NO!	11.1	13.1	12.6	11.4	12.1
no	20.1	26.5	27.6	28.5	26.0
yes	33.7	34.7	41.0	40.2	37.5
YES!	35.2	25.8	18.8	19.9	24.4
N of Valid	199	291	261	246	997
N of Miss	73	25	20	2	120

Table 229: Do you share your thoughts and feelings with your father?

Response	6	8	10	12	Total
NO!	20.4	26.8	22.5	24.3	23.8
no	18.4	30.3	34.9	27.6	28.4
yes	25.4	24.4	24.4	30.5	26.1
YES!	35.8	18.5	18.2	17.7	21.7
N of Valid	201	287	258	243	989
N of Miss	71	29	23	5	128

Table 230: Do you enjoy spending time with your mother?

Response	6	8	10	12	Total
NO!	1.5	7.6	5.4	7.0	5.6
no	5.5	9.7	14.3	9.4	10.0
yes	25.9	37.2	49.4	45.9	40.2
YES!	67.2	45.5	30.9	37.7	44.2
N of Valid	201	288	259	244	992
N of Miss	71	27	21	3	122

Table 231: Do you enjoy spending time with your father?

Response	6	8	10	12	Total	
NO!	12.4	13.5	14.7	13.8	13.7	
no	3.0	11.8	15.1	11.3	10.7	
yes	27.4	34.0	43.0	42.9	37.2	
YES!	57.2	40.6	27.1	32.1	38.4	
N of Valid	201	288	258	240	987	
N of Miss	71	28	23	8	130	

Table 232: If I had a personal problem, I could ask my mom or dad for help.

Response	6	8	10	12	Total	
NO!	3.5	7.6	7.7	7.7	6.8	
no	4.5	11.7	12.7	10.2	10.1	
yes	27.7	40.3	43.5	43.1	39.3	
YES!	64.4	40.3	36.2	39.0	43.8	
N of Valid	202	290	260	246	998	
N of Miss	70	25	21	2	118	

Table 233: Do you feel very close to your father?

Response	6	8	10	12	Total	
NO!	13.9	16.7	17.4	15.7	16.1	
no	9.0	16.4	22.1	17.8	16.7	
yes	21.9	31.7	33.3	33.5	30.6	
YES!	55.2	35.2	27.1	33.1	36.6	
N of Valid	201	287	258	242	988	
N of Miss	71	29	23	6	129	

Table 234: My parents give me lots of chances to do fun things with them.

Response	6	8	10	12	Total
NO!	5.3	8.0	6.9	9.8	7.6
no	9.7	23.2	28.7	24.5	22.2
yes	28.0	31.1	41.8	41.6	35.8
YES!	57.0	37.7	22.6	24.1	34.4
N of Valid	207	289	261	245	1002
N of Miss	65	27	20	2	114

Table 235: My parents ask if I've gotten my homework done.

Response	6	8	10	12	Total
NO!	2.0	3.8	5.7	10.1	5.5
no	2.0	8.6	14.5	15.8	10.6
yes	25.0	35.5	45.4	44.5	38.2
YES!	71.1	52.1	34.4	29.6	45.8
N of Valid	204	290	262	247	1003
N of Miss	68	26	19	1	114

Table 236: People in my family have serious arguments.

Response	6	8	10	12	Total
NO!	35.5	27.6	18.3	24.7	26.0
no	42.5	44.8	42.7	44.9	43.8
yes	17.5	18.3	25.2	20.2	20.4
YES!	4.5	9.3	13.7	10.1	9.7
N of Valid	200	290	262	247	999
N of Miss	72	26	19	1	118

Table 237: Would your parents know if you did not come home on time?

Response	6	8	10	12	Total
NO!	1.0	3.8	3.5	6.5	3.8
no	5.5	10.0	11.5	15.4	10.8
yes	29.5	37.7	48.5	42.1	40.0
YES!	64.0	48.4	36.5	36.0	45.4
N of Valid	200	289	260	247	996
N of Miss	71	27	21	1	120

Table 238: It is important to be honest with your parents, even if they become upset or you get punished.

Response	6	8	10	12	Total
NO!	1.0	5.2	5.0	6.5	4.6
no	4.5	9.7	14.5	11.8	10.4
yes	24.4	40.7	45.0	43.9	39.3
YES!	70.1	44.5	35.5	37.8	45.6
N of Valid	201	290	262	246	999
N of Miss	71	26	19	2	118

Table 239: My parents notice when I am doing a good job and let me know about it.

Response	6	8	10	12	Total
Never or Almost Never	6.0	8.0	9.5	8.1	8.0
Sometimes	15.9	29.7	39.7	32.8	30.3
Often	27.9	29.7	28.2	33.2	29.8
All the time	50.2	32.5	22.5	25.9	31.8
N of Valid	201	286	262	247	996
N of Miss	71	30	19	1	121

Table 240: How often do your parents tell you they're proud of you for something you've done?





Response	6	8	10	12	Total	
Never or Almost Never	6.6	10.1	11.5	9.0	9.5	
Sometimes	11.6	23.3	35.9	29.5	25.8	
Often	29.8	33.1	31.7	35.2	32.6	
All the time	52.0	33.4	21.0	26.2	32.1	
N of Valid	198	287	262	244	991	
N of Miss	74	29	19	4	126	

Table 241: How many brothers and sisters, including stepbrothers and stepsisters, do you have that are younger than you?








Response	6	8	10	12	Total	
0	33.5	39.2	37.2	40.1	37.7	
1	32.0	30.8	28.7	32.0	30.8	
2	18.0	15.0	15.5	13.4	15.3	
3	5.5	5.6	8.1	4.0	5.9	
4	4.0	3.5	3.5	4.5	3.8	
5	3.5	3.1	3.1	2.0	2.9	
6 or more	3.5	2.8	3.9	4.0	3.5	
N of Valid	200	286	258	247	991	
N of Miss	71	30	21	1	123	

Table 242: How many brothers and sisters, including stepbrothers and stepsisters, do you have that are older than you?








Response	6	8	10	12	Total	
0	39.3	34.3	34.5	28.3	33.8	
1	26.0	26.9	26.8	32.0	28.0	
2	14.3	16.8	19.2	19.0	17.5	
3	8.7	8.7	3.1	8.5	7.2	
4	5.1	5.2	6.1	5.7	5.6	
5	2.0	4.5	3.1	3.2	3.3	
6 or more	4.6	3.5	7.3	3.2	4.6	
N of Valid	196	286	261	247	990	
N of Miss	75	30	20	1	126	

Table 243: Have you changed homes in the past year (the last 12 months)?



Response	6	8	10	12	Total	
No	71.1	75.5	71.5	77.7	74.1	
Yes	28.9	24.5	28.5	22.3	25.9	
N of Valid	197	286	260	247	990	
N of Miss	74	30	21	1	126	

Table 244: How many times have you changed homes since kindergarten?






Response	6	8	10	12	Total	
Never	33.5	29.3	24.8	20.4	26.7	
1 or 2 times	34.6	34.3	26.7	29.0	31.0	
3 or 4 times	17.3	14.8	24.0	20.8	19.2	
5 or 6 times	7.3	10.2	13.2	14.7	11.6	
7 or more times	7.3	11.3	11.2	15.1	11.5	
N of Valid	191	283	258	245	977	
N of Miss	80	32	22	3	137	

Table 245: Have you changed schools (including changing from elementary to middle and middle to high school) in the past year?



Response	6	8	10	12	Total	
No	72.0	40.4	44.0	83.3	58.2	
Yes	28.0	59.6	56.0	16.7	41.8	
N of Valid	186	282	257	245	970	
N of Miss	85	34	23	3	145	

Table 246: How many times have you changed schools since kindergarten (including changing from elementary to middle and middle to high school)?






Response	6	8	10	12	Total	
Never	38.3	23.8	19.3	22.8	25.1	
1 or 2 times	26.1	17.7	18.1	14.6	18.7	
3 or 4 times	21.8	31.2	24.7	20.3	24.9	
5 or 6 times	10.6	18.1	27.4	30.1	22.2	
7 or more times	3.2	9.2	10.4	12.2	9.1	
N of Valid	188	282	259	246	975	
N of Miss	84	34	22	2	142	

Table 247: Has anyone in your family ever had severe alcohol or drug problems?



Response	6	8	10	12	Total	
No	75.3	64.5	59.6	53.4	62.5	
Yes	24.7	35.5	40.4	46.6	37.5	
N of Valid	186	282	260	247	975	
N of Miss	86	34	21	1	142	

Table 248: About how many adults (over 21) have you known personally who in the past year have: used marijuana, crack, cocaine, or other drugs?






Response	6	8	10	12	Total	
0	79.7	65.7	47.1	41.5	57.3	
1	10.7	13.9	18.0	15.9	14.9	
2	4.8	5.0	13.0	14.2	9.4	
3-4	2.1	4.6	8.8	12.6	7.3	
5+	2.7	10.7	13.0	15.9	11.1	
N of Valid	187	280	261	246	974	
N of Miss	85	36	20	2	143	

Table 249: About how many adults (over 21) have you known personally who in the past year have: sold or dealt drugs?






Response	6	8	10	12	Total	
0	93.6	76.9	70.0	62.6	74.6	
1	2.7	10.5	13.5	13.8	10.6	
2	3.2	2.9	7.3	10.6	6.1	
3-4	0.0	4.7	3.8	4.9	3.6	
5+	0.5	5.1	5.4	8.1	5.1	
N of Valid	187	277	260	246	970	
N of Miss	85	39	20	2	146	

Table 250: About how many adults (over 21) have you known personally who in the past year have: done other things that could get them in trouble with the police, like stealing, selling stolen goods, mugging or assaulting others, etc.?






Response	6	8	10	12	Total	
0	84.5	70.3	63.6	63.0	69.4	
1	12.3	13.6	17.2	11.0	13.7	
2	2.1	3.9	9.2	6.5	5.7	
3-4	0.5	5.7	3.4	7.7	4.6	
5+	0.5	6.5	6.5	11.8	6.7	
N of Valid	187	279	261	246	973	
N of Miss	85	37	20	2	144	

Table 251: About how many adults (over 21) have you known personally who in the past year have: gotten drunk or high?






Response	6	8	10	12	Total	
0	59.7	40.1	29.3	28.0	37.9	
1	21.5	22.7	15.4	11.0	17.6	
2	7.0	9.7	11.2	13.0	10.4	
3-4	5.4	9.0	12.4	9.3	9.3	
5+	6.5	18.4	31.7	38.6	24.8	
N of Valid	186	277	259	246	968	
N of Miss	85	38	21	2	146	

Table 252: Have you seen or heard information about underage drinking in the past 12 months from the following sources? Radio



Response	6	8	10	12	Total	
No	55.7	51.4	54.9	46.3	51.9	
Yes	44.3	48.6	45.1	53.7	48.1	
N of Valid	185	278	257	246	966	
N of Miss	87	38	24	2	151	

Table 253: Have you seen or heard information about underage drinking in the past 12 months from the following sources? TV.



Response	6	8	10	12	Total	
No	31.5	26.7	33.7	26.0	29.3	
Yes	68.5	73.3	66.3	74.0	70.7	
N of Valid	181	277	258	246	962	
N of Miss	90	39	23	2	154	

Table 254: Have you seen or heard information about underage drinking in the past 12 months from the following sources? Print. This includes information on underage drinking you may have seen in the newspaper, on a billboard, in pamphlets, on stickers, etc.



Response	6	8	10	12	Total	
No	47.3	44.9	46.7	41.5	45.0	
Yes	52.7	55.1	53.3	58.5	55.0	
N of Valid	182	276	257	246	961	
N of Miss	90	40	24	2	156	

Table 255: Have you seen or heard information about underage drinking in the past 12 months from the following sources? Website or social media? (Facebook, Myspace, website, etc.)



Response	6	8	10	12	Total	
No	55.2	47.5	51.0	45.5	49.4	
Yes	44.8	52.5	49.0	54.5	50.6	
N of Valid	181	276	259	246	962	
N of Miss	91	40	22	2	155	

Table 256: The next questions ask about your opinions of the information you saw or heard. If you have seen or heard more than one ad, please think about your favorite ad when answering these questions. The information about underage drinking that I saw or heard was convincing.

Response	6	8	10	12	Total	
NO!	20.5	18.4	17.4	14.2	17.4	
no	9.1	15.4	23.6	21.1	17.9	
yes	21.0	32.0	34.4	41.1	32.9	
YES!	27.3	18.4	13.1	16.3	18.0	
I have not seen or heard any ads about underage drinking in the past 12 months.	22.2	15.8	11.6	7.3	13.6	
N of Valid	176	272	259	246	953	
N of Miss	95	42	22	2	161	

Table 257: The next questions ask about your opinions of the information you saw or heard. If you have seen or heard more than one ad, please think about your favorite ad when answering these questions. The information about underage drinking that I saw or heard grabbed my attention.

Response	6	8	10	12	Total	
NO!	19.9	17.6	14.3	15.9	16.7	
no	8.5	26.0	27.0	27.3	23.4	
yes	19.9	22.3	34.7	35.9	28.8	
YES!	30.7	17.6	12.4	13.9	17.6	
I have not seen or heard any ads about underage drinking in the past 12 months.	21.0	16.5	11.6	6.9	13.5	
N of Valid	176	273	259	245	953	
N of Miss	94	43	22	3	162	

Table 258: The next questions ask about your opinions of the information you saw or heard. If you have seen or heard more than one ad, please think about your favorite ad when answering these questions. The information about underage drinking that I saw or heard said something important to me.

Response	6	8	10	12	Total	
NO!	18.8	17.6	16.3	17.1	17.3	
no	9.1	26.0	27.1	31.4	24.6	
yes	21.0	21.6	31.8	29.4	26.3	
YES!	29.0	17.9	13.6	15.1	18.1	
I have not seen or heard any ads about underage drinking in the past 12 months.	22.2	16.8	11.2	6.9	13.8	
N of Valid	176	273	258	245	952	
N of Miss	95	43	23	3	164	

Table 259: The next questions ask about your opinions of the information you saw or heard. If you have seen or heard more than one ad, please think about your favorite ad when answering these questions. Seeing or hearing this information about underage drinking made me want to stop or decrease my drinking.










Response	6	8	10	12	Total	
NO!	13.9	16.5	19.5	21.8	18.2	
no	6.6	16.5	27.6	29.3	21.1	
yes	5.4	14.6	18.7	22.6	16.2	
YES!	31.3	25.4	16.7	16.3	21.7	
I have not seen or heard any ads about underage drinking in the past 12 months.	42.8	26.9	17.5	10.0	22.8	
N of Valid	166	260	257	239	922	
N of Miss	105	54	24	9	192	

Table 260: How honest were you in filling out this survey?

Response	6	8	10	12	Total	
I was very honest	84.7	82.1	86.1	80.2	83.2	
I was honest pretty much of the time	14.2	15.0	9.7	14.6	13.3	
I was honest some of the time	1.1	2.2	4.2	4.9	3.2	
I was honest once in a while	0.0	0.7	0.0	0.4	0.3	
I was not honest at all	0.0	0.0	0.0	0.0	0.0	
N of Valid	183	273	259	247	962	
N of Miss	89	41	22	1	153	