

# 2016 APNA

## Arkansas Prevention Needs Assessment Survey

Craighead County  
Tables

**Arkansas Department of Human Services  
Division of Behavioral Health Services  
Prevention Services**

Conducted by International Survey Associates dba Pride Surveys





## Contents

### 1 INTRODUCTION

11

### 2 PERCENTAGE TABLES

16

## List of Tables

1	Sex . . . . .	17
2	Age . . . . .	17
3	Are you Hispanic or Latino? . . . . .	17
4	What is your race? Black or African American . . . . .	18
5	What is your race? Asian . . . . .	18
6	What is your race? American Indian . . . . .	18
7	What is your race? Alaska Native . . . . .	18
8	What is your race? White . . . . .	19
9	What is your race? Native Hawaiian or Other Pacific Islander . . . . .	19
10	What is your race? Other . . . . .	19
11	What is the highest level of schooling completed by your mother or father? . . . . .	20
12	Think of where you live most of the time. Which of the following people live there with you? Mother . . . . .	20
13	Think of where you live most of the time. Which of the following people live there with you? Stepmother . . . . .	20
14	Think of where you live most of the time. Which of the following people live there with you? Foster Mother . . . . .	21
15	Think of where you live most of the time. Which of the following people live there with you? Grandmother . . . . .	21
16	Think of where you live most of the time. Which of the following people live there with you? Aunt . . . . .	21
17	Think of where you live most of the time. Which of the following people live there with you? Father . . . . .	21
18	Think of where you live most of the time. Which of the following people live there with you? Stepfather . . . . .	22
19	Think of where you live most of the time. Which of the following people live there with you? Foster Father . . . . .	22
20	Think of where you live most of the time. Which of the following people live there with you? Grandfather . . . . .	22
21	Think of where you live most of the time. Which of the following people live there with you? Uncle . . . . .	22
22	Think of where you live most of the time. Which of the following people live there with you? Other Adults . . . . .	23
23	Think of where you live most of the time. Which of the following people live there with you? Brother(s) . . . . .	23
24	Think of where you live most of the time. Which of the following people live there with you? Stepbrother(s) . . . . .	23
25	Think of where you live most of the time. Which of the following people live there with you? Sister(s) . . . . .	23
26	Think of where you live most of the time. Which of the following people live there with you? Stepsister(s) . . . . .	24

27	Think of where you live most of the time. Which of the following people live there with you? Other Children . . . . .	24
28	In my school, students have lots of chances to help decide things like class activities and rules. . . . .	24
29	Teachers ask me to work on special classroom projects. . . . .	24
30	My teacher(s) notices when I am doing a good job and lets me know about it. . . . .	25
31	There are lots of chances for students in my school to get involved in sports, clubs, and other school activities outside of class. . . . .	25
32	There are lots of chances for students in my school to talk with a teacher one-on-one. . . . .	25
33	I feel safe at my school. . . . .	26
34	The school lets my parents know when I have done something well. . . . .	26
35	My teachers praise me when I work hard in school. . . . .	26
36	Are your school grades better than the grades of most students in your class? . . . . .	27
37	I have lots of chances to be part of class discussions or activities. . . . .	27
38	Now thinking back over the past year in school, how often did you: enjoy being in school? . . . . .	27
39	Now thinking back over the past year in school, how often did you: hate being in school? . . . . .	28
40	Now thinking back over the past year in school, how often did you: try to do your best work in school? . . . . .	28
41	How often do you feel that the school work you are assigned is meaningful and important? . . . . .	28
42	Putting them all together, what were your grades like last year? . . . . .	29
43	How important do you think the things you are learning in school are going to be for your later life? . . . . .	29
44	Do your parents care about your skipping or cutting school? . . . . .	29
45	During the LAST FOUR WEEKS how many whole days of school have you missed because you skipped or 'cut'? . . . . .	30
46	What are the chances you would be seen as cool if you: smoked cigarettes? . . . . .	30
47	What are the chances you would be seen as cool if you: worked hard at school? . . . . .	30
48	What are the chances you would be seen as cool if you: began drinking alcoholic beverages regularly, that is, at least once or twice a month? . . . . .	31
49	What are the chances you would be seen as cool if you: defended someone who was being bullied? . . . . .	31
50	What are the chances you would be seen as cool if you: smoked marijuana? . . . . .	31
51	What are the chances you would be seen as cool if you: carried a handgun? . . . . .	32

52	What are the chances you would be seen as cool if you: used e-cigarettes, e-cigars or e-hookahs? . . . . .	32
53	What are the chances you would be seen as cool if you: bullied someone or cyber bullied someone? . . . . .	32
54	Think of your four best friends (the friends you feel closest to). In the past year (12 months), how many of your best friends have: participated in clubs, organizations or activities at school? . . . . .	33
55	Think of your four best friends (the friends you feel closest to). In the past year (12 months), how many of your best friends have: smoked cigarettes? . . . . .	33
56	Think of your four best friends (the friends you feel closest to). In the past year (12 months), how many of your best friends have: tried beer, wine or hard liquor (for example, vodka, whiskey, or gin) when their parents didn't know about it? . . . . .	33
57	Think of your four best friends (the friends you feel closest to). In the past year (12 months), how many of your best friends have: used e-cigarettes, e-cigars, or e-hookahs? . . . . .	34
58	Think of your four best friends (the friends you feel closest to). In the past year (12 months), how many of your best friends have: used marijuana? . . . . .	34
59	Think of your four best friends (the friends you feel closest to). In the past year (12 months), how many of your best friends have: used prescription drugs or non-prescription drugs for the purpose of getting high? . . . . .	34
60	Think of your four best friends (the friends you feel closest to). In the past year (12 months), how many of your best friends have: used synthetic marijuana (K2, spice) or bath salts? . . . . .	35
61	Think of your four best friends (the friends you feel closest to). In the past year (12 months), how many of your best friends have: used LSD, cocaine, amphetamines, or other illegal drugs? . . . . .	35
62	Think of your four best friends (the friends you feel closest to). In the past year (12 months), how many of your best friends have: been bullied? . . . . .	35
63	Think of your four best friends (the friends you feel closest to). In the past year (12 months), how many of your best friends have: been suspended from school? . . . . .	36
64	Think of your four best friends (the friends you feel closest to). In the past year (12 months), how many of your best friends have: carried a handgun? . . . . .	36
65	Think of your four best friends (the friends you feel closest to). In the past year (12 months), how many of your best friends have: sold illegal drugs? . . . . .	36
66	Think of your four best friends (the friends you feel closest to). In the past year (12 months), how many of your best friends have: regularly attended religious services? . . . . .	37

67	Think of your four best friends (the friends you feel closest to). In the past year (12 months), how many of your best friends have: stolen or tried to steal a motor vehicle such as a car or motorcycle?	37
68	Think of your four best friends (the friends you feel closest to). In the past year (12 months), how many of your best friends have: been arrested?	37
69	Think of your four best friends (the friends you feel closest to). In the past year (12 months), how many of your best friends have: dropped out of school?	38
70	Think of your four best friends (the friends you feel closest to). In the past year (12 months), how many of your best friends have: been members of a gang?	38
71	How old were you when you first: smoked marijuana?	38
72	How old were you when you first: smoked a cigarette, even just a puff?	39
73	How old were you when you first: had more than a sip or two of beer, wine or hard liquor (for example, vodka, whiskey, or gin)?	39
74	How old were you when you first: began drinking alcoholic beverages regularly, that is, at least once or twice a month?	40
75	How old were you when you first: used Daztrex?	40
76	How old were you when you first: got suspended from school?	41
77	How old were you when you first: got arrested?	41
78	How old were you when you first: carried a handgun?	42
79	How old were you when you first: used e-cigarettes, e-cigars, or e-hookahs?	42
80	How old were you when you first: belonged to a gang?	43
81	How old were you when you first: used prescription drugs not prescribed to you?	43
82	How wrong do you think it is for someone your age to: take a handgun to school?	44
83	How wrong do you think it is for someone your age to: steal anything?	44
84	How wrong do you think it is for someone your age to: pick a fight with someone?	44
85	How wrong do you think it is for someone your age to: attack someone with the idea of seriously hurting them?	45
86	How wrong do you think it is for someone your age to: stay away from school all day when their parents think they are at school?	45
87	How wrong do you think it is for someone your age to: drink beer, wine or hard liquor (for example, vodka, whiskey, or gin) regularly?	45
88	How wrong do you think it is for someone your age to: smoke cigarettes?	46
89	How wrong do you think it is for someone your age to: smoke marijuana?	46

90	How wrong do you think it is for someone your age to: use prescription drugs or non-prescription drugs for the purpose of getting high?	46
91	How wrong do you think it is for someone your age to: use synthetic marijuana (K2, spice) or bath salts?	47
92	How wrong do you think it is for someone your age to: use LSD, cocaine, amphetamines or another illegal drug?	47
93	How wrong do you think it is for someone your age to: use e-cigarettes, e-cigars or e-hookahs?	47
94	At school during the past 12 months, did you receive help from the resource teacher, speech therapist or other special education teacher?	48
95	How many times in the past year (12 months) have you: been suspended from school?	48
96	How many times in the past year (12 months) have you: carried a handgun?	48
97	How many times in the past year (12 months) have you: sold illegal drugs?	49
98	How many times in the past year (12 months) have you: stolen or tried to steal a motor vehicle such as a car or motorcycle?	49
99	How many times in the past year (12 months) have you: participated in clubs, organizations or activities at school?	50
100	How many times in the past year (12 months) have you: been arrested?	50
101	How many times in the past year (12 months) have you: attacked someone with the idea of seriously hurting them?	51
102	How many times in the past year (12 months) have you: been drunk or high at school?	51
103	How many times in the past year (12 months) have you: taken a handgun to school?	52
104	Are you currently on probation, or assigned a probation officer with Juvenile Court?	52
105	Have you ever belonged to a gang?	52
106	If you have ever belonged to a gang, did that gang have a name?	53
107	You are at a party at someone's house, and one of your friends offers you a drink containing alcohol. What would you say or do?	53
108	How often do you attend religious services or activities?	53
109	I think sometimes it's okay to cheat at school.	54
110	It is important to think before you act.	54
111	Sometimes I think that life is not worth it.	54
112	At times I think I am no good at all.	55
113	All in all, I am inclined to think that I am a failure.	55
114	In the past year, have you felt depressed or sad MOST days, even if you felt okay sometimes?	55
115	It is all right to beat up people if they start the fight.	56
116	I think it is okay to take something without asking if you can get away with it.	56

117	Where do you get the most information about living a drug and alcohol free life? Parents/guardians . . . . .	56
118	Where do you get the most information about living a drug and alcohol free life? Friends . . . . .	57
119	Where do you get the most information about living a drug and alcohol free life? Family members . . . . .	57
120	Where do you get the most information about living a drug and alcohol free life? School . . . . .	57
121	Where do you get the most information about living a drug and alcohol free life? Internet . . . . .	58
122	Where do you get the most information about living a drug and alcohol free life? TV . . . . .	58
123	Where do you get the most information about living a drug and alcohol free life? Social media . . . . .	58
124	How much do you think people risk harming themselves (physically or in other ways) if they: smoked one or more packs of cigarettes per day? . . . . .	59
125	How much do you think people risk harming themselves (physically or in other ways) if they: try marijuana once or twice? . . . . .	59
126	How much do you think people risk harming themselves (physically or in other ways) if they: smoke marijuana once or twice a week? . . . . .	59
127	How much do you think people risk harming themselves (physically or in other ways) if they: take one or two drinks of an alcoholic beverage (beer, wine, liquor) nearly every day? . . . . .	60
128	How much do you think people risk harming themselves (physically or in other ways) if they: have five or more drinks of an alcoholic beverage once or twice a weekend? . . . . .	60
129	How much do you think people risk harming themselves (physically or in other ways) if they: use prescription drugs that are not prescribed to them? . . . . .	60
130	How much do you think people risk harming themselves (physically or in other ways) if they: use non-prescription drugs to get high? . . . . .	61
131	How much do you think people risk harming themselves (physically or in other ways) if they: use e-cigarettes, e-cigars, or e-hookahs? . . . . .	61
132	Have you ever used smokeless tobacco (chew, snuff, plug, dipping tobacco, or chewing tobacco)? . . . . .	61
133	How often have you used smokeless tobacco during the past 30 days? . . . . .	62
134	Have you ever smoked cigarettes? . . . . .	62
135	How frequently have you smoked cigarettes during the past 30 days? . . . . .	62
136	Which statement best describes rules about smoking inside your home or your family cars? . . . . .	63
137	Have you ever used e-cigarettes, e-cigars, or e-hookahs? . . . . .	63
138	How frequently have you used e-cigarettes, e-cigars, or e-hookahs? . . . . .	64
139	During this school year, were you taught in any of your classes about the dangers of tobacco use? . . . . .	64

140	During the past 12 months, have you participated in any community activities to discourage people your age from using cigarettes, chewing tobacco, snuff, dip or cigars, e-cigarettes, e-cigars, or e-hookahs? . . . . .	64
141	Think back over the last two weeks. How many times have you had five or more alcoholic drinks in a row? . . . . .	65
142	During the past 30 days, how many times did you ride in a car or other vehicle driven by someone who had been drinking alcohol or using drugs to get high? . . . . .	65
143	During the past 30 days, how many times did you drive a car or other vehicle when you had been drinking alcohol or using drugs to get high? . . . . .	65
144	If you drank alcohol (not just a sip or taste) in the past year, how did you usually get it? . . . . .	66
145	If you drank alcohol (not just a sip or taste) in the past year, where did you usually drink it? . . . . .	66
146	How do you feel about someone your age having one or two drinks of an alcoholic beverage nearly every day? . . . . .	67
147	On how many occasions have you had alcoholic beverages (beer, wine or hard liquor) to drink in your lifetime - more than just a few sips? . . . . .	67
148	On how many occasions have you drunk one or more drinks of an alcoholic beverage during the past 30 days? . . . . .	67
149	On how many occasions have you used marijuana (grass, pot) or hashish (hash, hash oil) in your lifetime? . . . . .	68
150	On how many occasions have you used marijuana (grass, pot) or hashish (hash, hash oil) during the past 30 days? . . . . .	68
151	On how many occasions have you used LSD or other psychedelics in your lifetime? . . . . .	68
152	On how many occasions have you used LSD or other psychedelics during the past 30 days? . . . . .	69
153	On how many occasions have you used cocaine or crack in your lifetime? . . . . .	69
154	On how many occasions have you used cocaine or crack during the past 30 days? . . . . .	69
155	On how many occasions have you sniffed glue, breathed the contents of an aerosol spray can, or inhaled other gases or sprays, in order to get high in your lifetime? . . . . .	70
156	On how many occasions have you sniffed glue, breathed the contents of an aerosol spray can, or inhaled other gases or sprays, in order to get high during the past 30 days? . . . . .	70
157	On how many occasions have you used Daztrex in your lifetime? . . . . .	71
158	On how many occasions have you used Daztrex during the past 30 days? . . . . .	71
159	On how many occasions have you used synthetic marijuana (K2, spice) in your lifetime? . . . . .	71

160	On how many occasions have you used synthetic marijuana (K2, spice) during the past 30 days? . . . . .	72
161	On how many occasions have you used methamphetamines (meth, speed, crank, crystal meth) in your lifetime? . . . . .	72
162	On how many occasions have you used methamphetamines (meth, speed, crank, crystal meth) in the past 30 days? . . . . .	72
163	On how many occasions have you used other chemical products (bath salts, plant food, etc.) in your lifetime? . . . . .	73
164	On how many occasions have you used other chemical products (bath salts, plant food, etc.) during the past 30 days? . . . . .	73
165	On how many occasions have you used heroin or other opiates in your lifetime? . . . . .	73
166	On how many occasions have you used heroin or other opiates during the past 30 days? . . . . .	74
167	On how many occasions have you used MDMA ('X', 'E', or ecstasy) in your lifetime? . . . . .	74
168	On how many occasions have you used MDMA ('X', 'E', or ecstasy) during the past 30 days? . . . . .	74
169	On how many occasions have you taken prescription drugs (such as Valium, Xanax, Ritalin, Adderall, OxyContin, Darvocet, or sleeping pills) not prescribed to you in your lifetime? . . . . .	75
170	On how many occasions have you taken prescription drugs (such as Valium, Xanax, Ritalin, Adderall, OxyContin, Darvocet, or sleeping pills) not prescribed to you during the past 30 days? . . . . .	75
171	On how many occasions have you taken non-prescription medicines such as diet pills (for example, Dietac, Dexatrim or Prolamine), stay-awake pills (for example No-Doz, Vivarin, or Wake), or cough or cold medicines (robos, DXM, etc.) to get high in your lifetime? . . . . .	76
172	On how many occasions have you taken non-prescription medicines such as diet pills (for example, Dietac, Dexatrim or Prolamine), stay-awake pills (for example No-Doz, Vivarin, or Wake), or cough or cold medicines (robos, DXM, etc.) to get high during the past 30 days? . . . . .	76
173	On how many occasions have you been drunk or very high from drinking alcoholic beverages during the past 30 days? . . . . .	77
174	On how many occasions have you drunk flavored alcoholic beverages, sometimes called 'alcopops' (like Mike's Hard Lemonade, Smirnoff Ice, Bacardi Breezers, etc.) in your lifetime? . . . . .	77
175	On how many occasions have you drunk flavored alcoholic beverages, sometimes called 'alcopops' (like Mike's Hard Lemonade, Smirnoff Ice, Bacardi Breezers, etc.) during the past 30 days? . . . . .	78
176	If you used prescription drugs or over the counter drugs without a doctor telling you to use it or for the purpose of getting high, where did you get these drugs? - Did not use . . . . .	78

177	If you used prescription drugs or over the counter drugs without a doctor telling you to use it or for the purpose of getting high, where did you get these drugs? - Bought or took from store or shop . . . . .	78
178	If you used prescription drugs or over the counter drugs without a doctor telling you to use it or for the purpose of getting high, where did you get these drugs? - Got from parents with permission . . . . .	79
179	If you used prescription drugs or over the counter drugs without a doctor telling you to use it or for the purpose of getting high, where did you get these drugs? - Got from home without permission . . . . .	79
180	If you used prescription drugs or over the counter drugs without a doctor telling you to use it or for the purpose of getting high, where did you get these drugs? - Got from relative with permission . . . . .	79
181	If you used prescription drugs or over the counter drugs without a doctor telling you to use it or for the purpose of getting high, where did you get these drugs? - Got from relative without permission . . . . .	79
182	If you used prescription drugs or over the counter drugs without a doctor telling you to use it or for the purpose of getting high, where did you get these drugs? - Got from friend's home with permission . . . . .	80
183	If you used prescription drugs or over the counter drugs without a doctor telling you to use it or for the purpose of getting high, where did you get these drugs? - Got from friend's home without permission . . . . .	80
184	If you used prescription drugs or over the counter drugs without a doctor telling you to use it or for the purpose of getting high, where did you get these drugs? - Got from friend at school . . . . .	80
185	If you used prescription drugs or over the counter drugs without a doctor telling you to use it or for the purpose of getting high, where did you get these drugs? - Got from friend at party . . . . .	80
186	If you used prescription drugs or over the counter drugs without a doctor telling you to use it or for the purpose of getting high, where did you get these drugs? - Got from friend, elsewhere . . . . .	81
187	If you used prescription drugs or over the counter drugs without a doctor telling you to use it or for the purpose of getting high, where did you get these drugs? - Got from internet sale . . . . .	81
188	During the last month, about how many marijuana cigarettes, or the equivalent, did you smoke a day, on the average? . . . . .	81
189	How wrong do your friends feel it would be for YOU to: have one or two drinks of an alcoholic beverage nearly every day? . . . . .	82
190	How wrong do your friends feel it would be for YOU to: smoke tobacco? . . . . .	82
191	How wrong do your friends feel it would be for YOU to: smoke marijuana? . . . . .	82
192	How wrong do your friends feel it would be for YOU to: use prescription drugs not prescribed to you? . . . . .	83
193	How wrong would most adults (over 21) in your neighborhood think it is for kids your age: to use marijuana? . . . . .	83

194	How wrong would most adults (over 21) in your neighborhood think it is for kids your age: to drink alcohol? . . . . .	83
195	How wrong would most adults (over 21) in your neighborhood think it is for kids your age: to smoke cigarettes? . . . . .	84
196	How much do each of the following statements describe your neighborhood? crime and/or drug selling . . . . .	84
197	How much do each of the following statements describe your neighborhood? fights . . . . .	84
198	How much do each of the following statements describe your neighborhood? lots of empty or abandoned buildings . . . . .	85
199	How much do each of the following statements describe your neighborhood? lots of graffiti . . . . .	85
200	I feel safe in my neighborhood. . . . .	85
201	If a kid smoked marijuana in your neighborhood would he or she be caught by the police? . . . . .	86
202	If a kid drank some beer, wine or hard liquor (for example, vodka, whiskey, or gin) in your neighborhood would he or she be caught by the police? . . . . .	86
203	If a kid carried a handgun in your neighborhood would he or she be caught by the police? . . . . .	86
204	If you wanted to get some cigarettes, how easy would it be for you to get some? . . . . .	87
205	If you wanted to get some beer, wine or hard liquor (for example, vodka, whiskey, or gin), how easy would it be for you to get some? . . . . .	87
206	If you wanted to get a drug like cocaine, LSD, or amphetamines, how easy would it be for you to get some? . . . . .	87
207	If you wanted to get a handgun, how easy would it be for you to get one? . . . . .	88
208	If you wanted to get some marijuana, how easy would it be for you to get some? . . . . .	88
209	If you wanted to get prescription drugs for the purpose of getting high, how easy would it be for you to get some? . . . . .	88
210	If you wanted to get synthetic marijuana such as K2 or chemical products such as bath salts to get high, how easy would it be for you to get some? . . . . .	89
211	If you wanted to get steroids to use or to enhance athletic performance, how easy would it be for you to get some? . . . . .	89
212	If you wanted to get e-cigarettes, e-cigars, or e-hookahs, how easy would it be for you to get some? . . . . .	89
213	During the past 12 months, have you participated in any alcohol prevention programs or seen any alcohol prevention messages in your school or community? Yes, a school-based program focused on preventing underage drinking and/or drinking and driving. . . . .	90

214	During the past 12 months, have you participated in any alcohol prevention programs or seen any alcohol prevention messages in your school or community? Yes, a community-based program focused on preventing underage drinking and/or drinking and driving (for example, through your church or temple or through youth groups like Boys and Girls Club or 4-H). . . . .	90
215	During the past 12 months, have you participated in any alcohol prevention programs or seen any alcohol prevention messages in your school or community? Yes, a media campaign addressing underage drinking and/or drinking and driving (for example, newspaper ads, posters, pamphlets, radio, TV). . . . .	90
216	During the past 12 months, have you participated in any alcohol prevention programs or seen any alcohol prevention messages in your school or community? No . . . . .	90
217	How wrong do your parents feel it would be for YOU to: have one or two drinks of an alcoholic beverage nearly every day? . . . . .	91
218	How wrong do your parents feel it would be for YOU to: smoke tobacco? . . . . .	91
219	How wrong do your parents feel it would be for YOU to: smoke marijuana? . . . . .	91
220	How wrong do your parents feel it would be for YOU to: use prescription drugs not prescribed to you? . . . . .	92
221	How wrong do your parents feel it would be for YOU to: steal something worth more than \$5? . . . . .	92
222	How wrong do your parents feel it would be for YOU to: draw graffiti, write things, or draw pictures on buildings or other property (without the owner's permission)? . . . . .	92
223	How wrong do your parents feel it would be for YOU to: pick a fight with someone? . . . . .	93
224	During the past 12 months, have you talked with at least one of your parents about the dangers of underage drinking and/or drinking and driving? By parents, we mean either your biological parents, adoptive parents, stepparents, or adult guardians - whether or not they live with you. . . . .	93
225	The rules in my family are clear. . . . .	93
226	People in my family have serious arguments about the same things, and often insult or yell at each other. . . . .	94
227	When I am not at home, one of my parents knows where I am and who I am with. . . . .	94
228	My family has clear rules about alcohol and drug use. . . . .	94
229	If you skipped school would you be caught by your parents? . . . . .	95
230	My parents ask if I've gotten my homework done. . . . .	95
231	Would your parents know if you did not come home on time? . . . . .	95
232	Do you know how to properly dispose of leftover prescription drugs? . . . . .	96



233	Have any of your brothers or sisters ever: drunk beer, wine or hard liquor (for example, vodka, whiskey or gin)? . . . . .	96
234	Have any of your brothers or sisters ever: smoked marijuana? . . . .	96
235	Have any of your brothers or sisters ever: smoked cigarettes? . . . .	96
236	Have any of your brothers or sisters ever: taken a handgun to school? .	97
237	Have any of your brothers or sisters ever: been suspended or expelled from school? . . . . .	97
238	Have any of your brothers or sisters ever: used e-cigarettes, e-cigars or e-hookahs? . . . . .	97
239	Have any of your brothers or sisters ever: used prescription drugs not prescribed to him/her? . . . . .	97
240	Have you changed homes in the past year (the last 12 months)? . . .	98
241	How many times have you changed homes since kindergarten? . . . .	98
242	Have you changed schools (including changing from elementary to middle and middle to high school) in the past year? . . . . .	98
243	How many times have you changed schools since kindergarten (including changing from elementary to middle and middle to high school)? . . . . .	99
244	Has anyone in your family ever had severe alcohol or drug problems? .	99
245	About how many adults (over 21) have you known personally who in the past year have: used marijuana, crack, cocaine, or other drugs? .	99
246	About how many adults (over 21) have you known personally who in the past year have: sold or dealt drugs? . . . . .	100
247	About how many adults (over 21) have you known personally who in the past year have: done other things that could get them in trouble with the police, like stealing, selling stolen goods, mugging or assaulting others, etc.? . . . .	100
248	About how many adults (over 21) have you known personally who in the past year have: gotten drunk or high? . . . . .	100
249	Have you seen or heard information about underage drinking in the past 12 months from the following sources? Radio . . . . .	101
250	Have you seen or heard information about underage drinking in the past 12 months from the following sources? TV. . . . .	101
251	Have you seen or heard information about underage drinking in the past 12 months from the following sources? Print. This includes information on underage drinking you may have seen in the newspaper, on a billboard, in pamphlets, on stickers, etc. . . . .	101
252	Have you seen or heard information about underage drinking in the past 12 months from the following sources? Website or social media? (Facebook, Myspace, website, etc.) . . . . .	101
253	The next questions ask about your opinions of the information you saw or heard. If you have seen or heard more than one ad, please think about your favorite ad when answering these questions. The information about underage drinking that I saw or heard was convincing. . . . .	102

254	The next questions ask about your opinions of the information you saw or heard. If you have seen or heard more than one ad, please think about your favorite ad when answering these questions. The information about underage drinking that I saw or heard grabbed my attention. . . . .	102
255	The next questions ask about your opinions of the information you saw or heard. If you have seen or heard more than one ad, please think about your favorite ad when answering these questions. The information about underage drinking that I saw or heard said something important to me. . . . .	102
256	The next questions ask about your opinions of the information you saw or heard. If you have seen or heard more than one ad, please think about your favorite ad when answering these questions. Seeing or hearing this information about underage drinking made me want to stop or decrease my drinking. . . . .	103
257	How honest were you in filling out this survey? . . . . .	103

List of Figures

1	Grade Chart . . . . .	12
2	Gender Chart . . . . .	13
3	Age Chart . . . . .	14
4	Ethnic Origin Chart . . . . .	15

# 1 INTRODUCTION

This report was generated from data collected on the *2016 Arkansas Prevention Needs Assessment Student Survey*. This report contains basic frequency tables of all data collected and graphs on the selected demographic variables of grade, gender, age and ethnic origin. The graph on ethnic origin is represented as a bar chart rather than as a pie chart. This is because students were allowed to mark more than one response for ethnic origin as opposed to being allowed to mark only one response. The bars represent the percent of students who marked each of the ethnic categories.

Questions regarding the information found in this report can be directed to:

**International Survey Associates dba Pride Surveys**

Mr. Jay Gleaton

2140 Newmarket Parkway

Suite 116

Marietta, GA 30067

Telephone: (800) 279-6361

Fax: (770) 726-9327

Website: <http://www.pridesurveys.com>



# Grade Chart

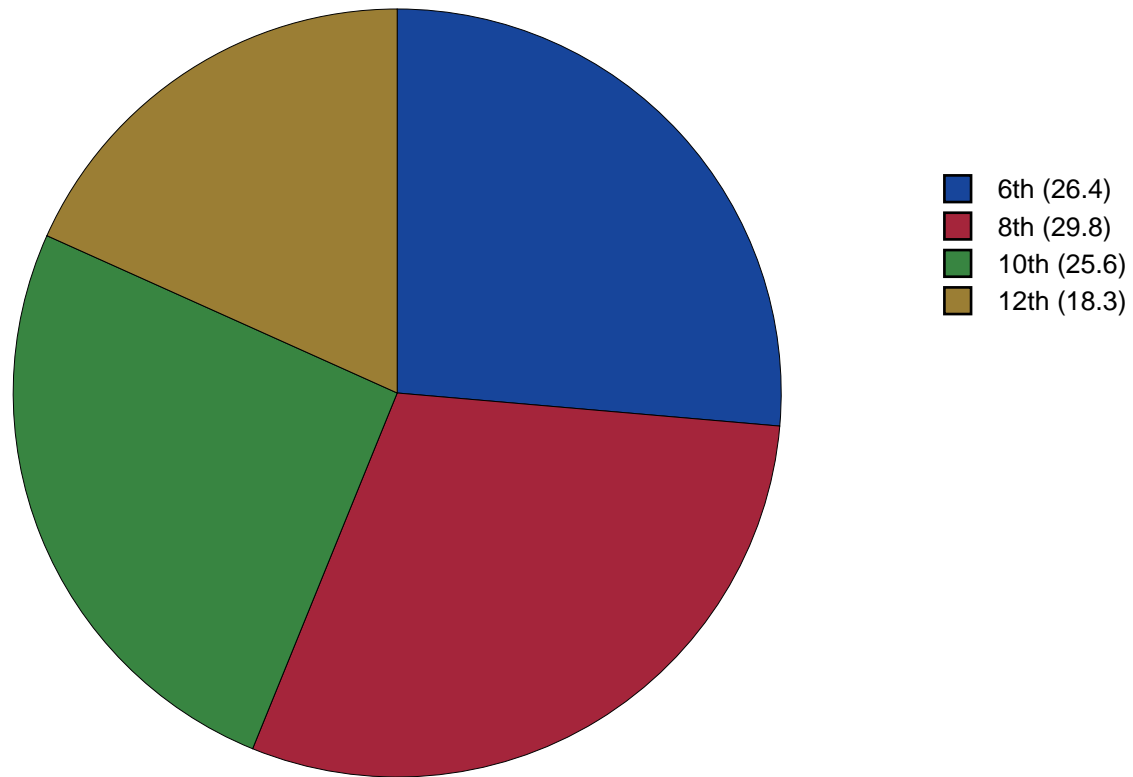


Figure 1: Grade Chart

## Gender Chart

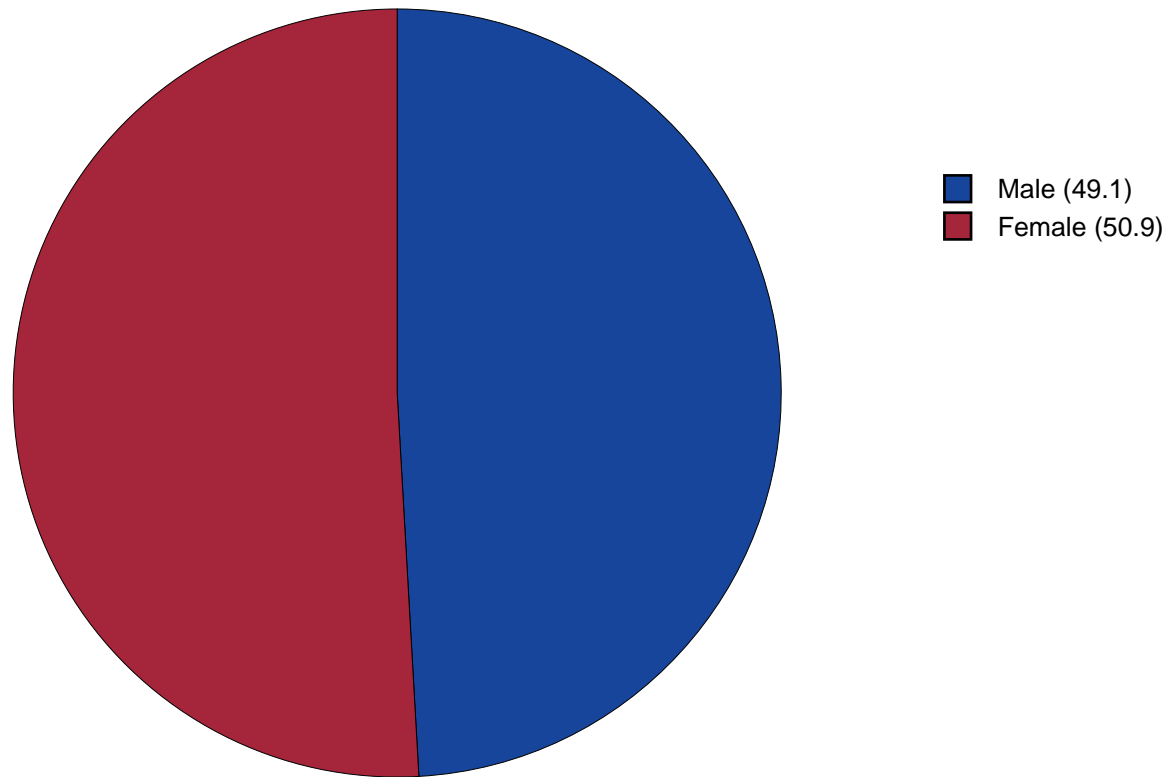


Figure 2: Gender Chart

# Age Chart

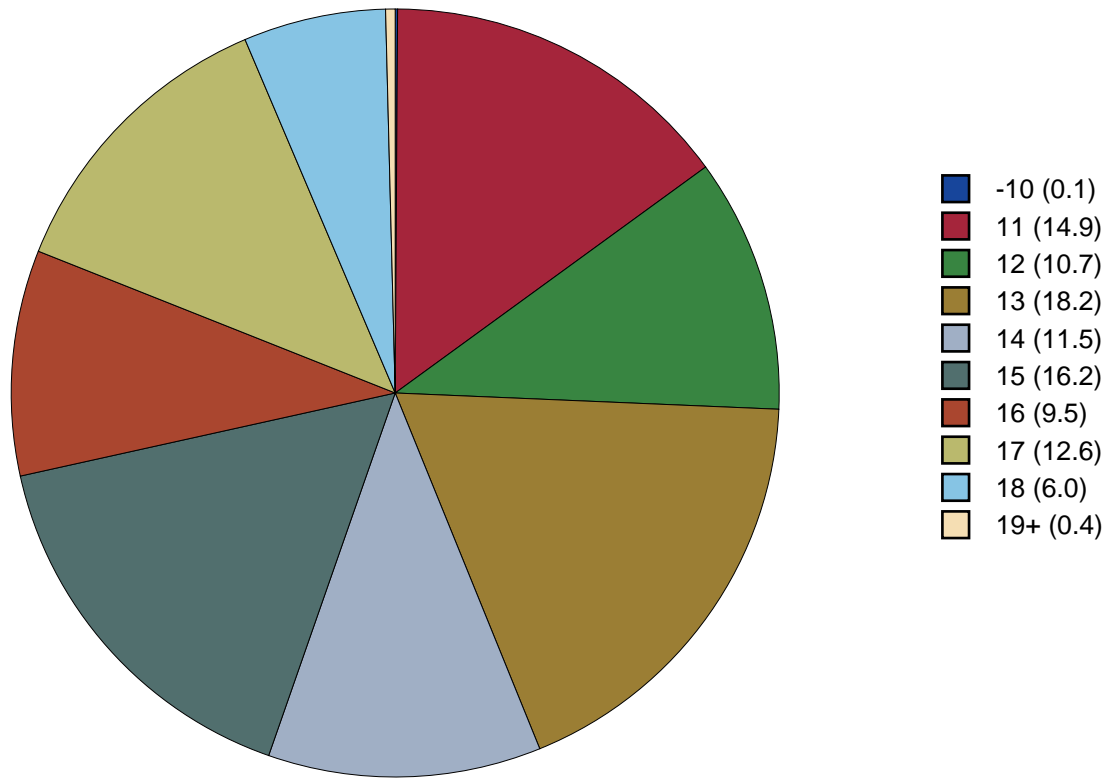


Figure 3: Age Chart



# Ethnic Origin Chart

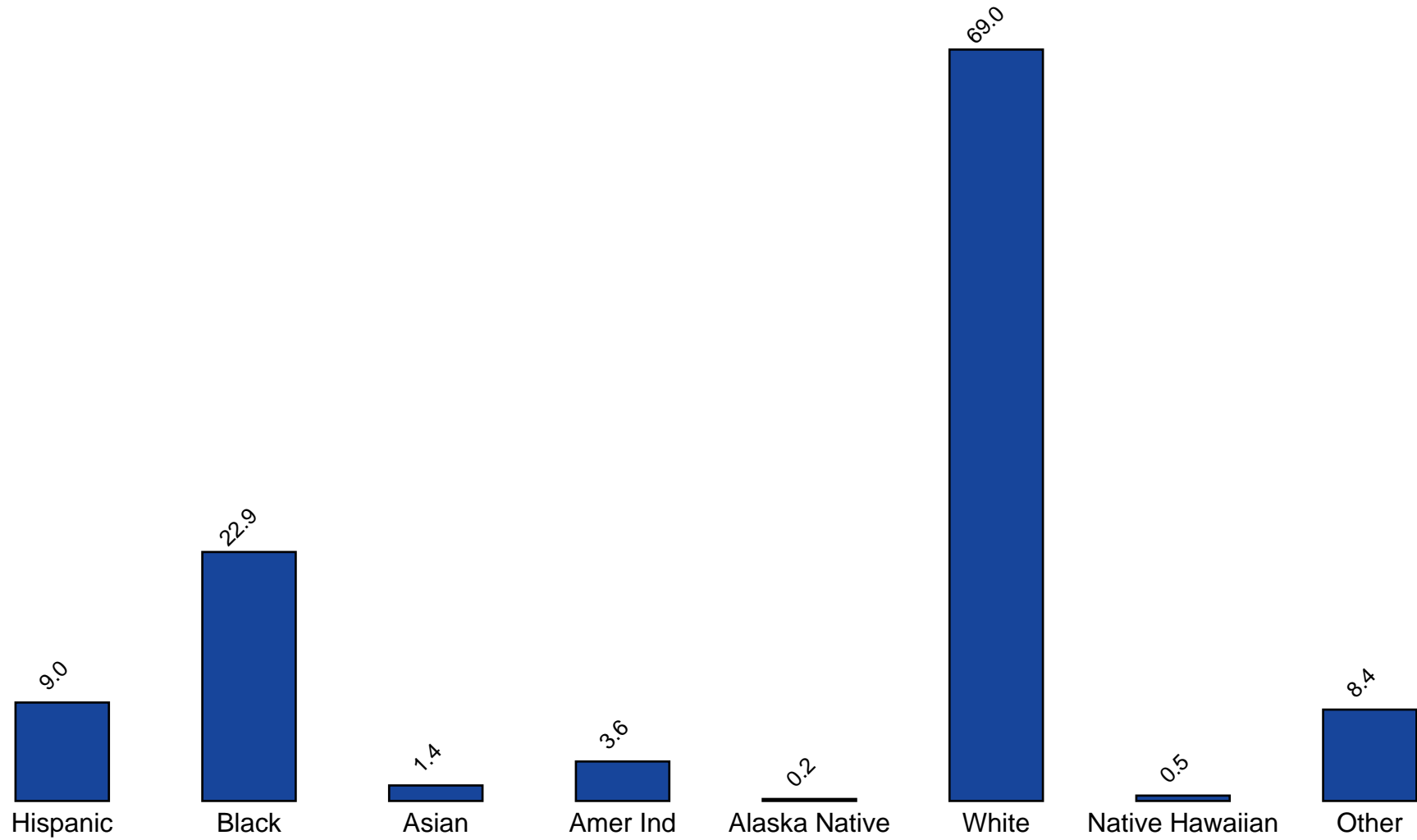


Figure 4: Ethnic Origin Chart

## 2 PERCENTAGE TABLES

The following tables contain frequency distribution detailing how your students responded to each question on the survey. The tables appear in the same order as the questions on the survey. The tables include breakdowns by grade level as well as overall percentages. The *N of Valid* row is a frequency count of the number of valid responses to each question for each grade and overall. The *N of Miss* row is a frequency count of the number of invalid (marked more than one response) or missing (i.e. did not respond) responses to each question for each grade and overall.

For the questions that allowed more than one response (i.e. race, live with, etc.) each response becomes a separate table. If a student did not mark the response, that was counted as a NO response, and if they did mark the response, that was counted as a YES response. Since a non response is a valid response for these questions, the *N of Miss* will always be zero for these questions.

Table 1: Sex



Response	6	8	10	12	Total	
Male	50.8	49.0	48.6	47.5	49.1	
Female	49.2	51.0	51.4	52.5	50.9	
N of Valid	1011	1140	981	703	3835	
N of Miss	8	9	6	4	27	

Table 2: Age











Response	6	8	10	12	Total	
10 or younger	0.2	0.0	0.0	0.0	0.1	
11	56.5	0.0	0.0	0.0	14.9	
12	40.2	0.3	0.0	0.0	10.7	
13	3.2	58.2	0.0	0.0	18.2	
14	0.0	38.5	0.1	0.0	11.5	
15	0.0	3.0	59.9	0.0	16.2	
16	0.0	0.1	37.0	0.3	9.5	
17	0.0	0.0	2.9	64.6	12.6	
18	0.0	0.0	0.1	32.8	6.0	
19 or older	0.0	0.0	0.0	2.3	0.4	
N of Valid	1013	1147	985	704	3849	
N of Miss	6	2	2	3	13	

Table 3: Are you Hispanic or Latino?



Response	6	8	10	12	Total	
No	88.7	91.0	92.0	92.4	91.0	
Yes	11.3	9.0	8.0	7.6	9.0	
N of Valid	930	1119	967	701	3717	
N of Miss	89	30	20	6	145	



Table 4: What is your race? Black or African American



Response	6	8	10	12	Total	
No	75.0	77.5	76.6	80.5	77.1	
Yes	25.0	22.5	23.4	19.5	22.9	
N of Valid	1019	1149	987	707	3862	
N of Miss	0	0	0	0	0	

Table 5: What is your race? Asian



Response	6	8	10	12	Total	
No	98.5	98.5	98.3	99.2	98.6	
Yes	1.5	1.5	1.7	0.8	1.4	
N of Valid	1019	1149	987	707	3862	
N of Miss	0	0	0	0	0	

Table 6: What is your race? American Indian



Response	6	8	10	12	Total	
No	93.0	96.9	98.3	97.7	96.4	
Yes	7.0	3.1	1.7	2.3	3.6	
N of Valid	1019	1149	987	707	3862	
N of Miss	0	0	0	0	0	

Table 7: What is your race? Alaska Native



Response	6	8	10	12	Total	
No	99.8	99.9	99.7	99.9	99.8	
Yes	0.2	0.1	0.3	0.1	0.2	
N of Valid	1019	1149	987	707	3862	
N of Miss	0	0	0	0	0	

Table 8: What is your race? White



Response	6	8	10	12	Total	
No	36.8	31.7	29.7	23.3	31.0	
Yes	63.2	68.3	70.3	76.7	69.0	
N of Valid	1019	1149	987	707	3862	
N of Miss	0	0	0	0	0	

Table 9: What is your race? Native Hawaiian or Other Pacific Islander



Response	6	8	10	12	Total	
No	99.3	99.5	99.4	100.0	99.5	
Yes	0.7	0.5	0.6	0.0	0.5	
N of Valid	1019	1149	987	707	3862	
N of Miss	0	0	0	0	0	

Table 10: What is your race? Other



Response	6	8	10	12	Total	
No	87.7	90.9	93.9	95.0	91.6	
Yes	12.3	9.1	6.1	5.0	8.4	
N of Valid	1019	1149	987	707	3862	
N of Miss	0	0	0	0	0	

Table 11: What is the highest level of schooling completed by your mother or father?

Response	6	8	10	12	Total	
Completed grade school or less	2.6	2.3	1.7	2.2	2.2	
Some high school	2.7	4.4	8.3	11.0	6.2	
Completed high school	9.1	12.5	15.3	18.8	13.5	
Some college	7.5	13.1	16.9	16.4	13.2	
Completed college	25.2	30.7	28.0	27.3	27.9	
Graduate or professional school after college	14.9	17.3	17.3	15.9	16.4	
Don't know	36.7	18.5	10.6	7.5	19.1	
Does not apply	1.3	1.2	2.0	1.0	1.4	
N of Valid	966	1126	962	697	3751	
N of Miss	53	23	25	10	111	

Table 12: Think of where you live most of the time. Which of the following people live there with you? Mother

Response	6	8	10	12	Total	
No	11.6	12.4	15.0	17.4	13.7	
Yes	88.4	87.6	85.0	82.6	86.3	
N of Valid	1019	1149	987	707	3862	
N of Miss	0	0	0	0	0	

Table 13: Think of where you live most of the time. Which of the following people live there with you? Stepmother

Response	6	8	10	12	Total	
No	95.5	94.0	93.8	92.5	94.1	
Yes	4.5	6.0	6.2	7.5	5.9	
N of Valid	1019	1149	987	707	3862	
N of Miss	0	0	0	0	0	

Table 14: Think of where you live most of the time. Which of the following people live there with you? Foster Mother



Response	6	8	10	12	Total	
No	99.7	99.6	99.2	99.9	99.6	
Yes	0.3	0.4	0.8	0.1	0.4	
N of Valid	1019	1149	987	707	3862	
N of Miss	0	0	0	0	0	

Table 15: Think of where you live most of the time. Which of the following people live there with you? Grandmother



Response	6	8	10	12	Total	
No	88.3	90.5	91.3	91.4	90.3	
Yes	11.7	9.5	8.7	8.6	9.7	
N of Valid	1019	1149	987	707	3862	
N of Miss	0	0	0	0	0	

Table 16: Think of where you live most of the time. Which of the following people live there with you? Aunt



Response	6	8	10	12	Total	
No	95.6	96.3	96.6	98.9	96.7	
Yes	4.4	3.7	3.4	1.1	3.3	
N of Valid	1019	1149	987	707	3862	
N of Miss	0	0	0	0	0	

Table 17: Think of where you live most of the time. Which of the following people live there with you? Father



Response	6	8	10	12	Total	
No	41.3	42.3	46.8	45.3	43.7	
Yes	58.7	57.7	53.2	54.7	56.3	
N of Valid	1019	1149	987	707	3862	
N of Miss	0	0	0	0	0	

Table 18: Think of where you live most of the time. Which of the following people live there with you? Stepfather



Response	6	8	10	12	Total	
No	83.2	83.3	81.7	84.9	83.1	
Yes	16.8	16.7	18.3	15.1	16.9	
N of Valid	1019	1149	987	707	3862	
N of Miss	0	0	0	0	0	

Table 19: Think of where you live most of the time. Which of the following people live there with you? Foster Father



Response	6	8	10	12	Total	
No	99.9	99.8	99.4	99.9	99.7	
Yes	0.1	0.2	0.6	0.1	0.3	
N of Valid	1019	1149	987	707	3862	
N of Miss	0	0	0	0	0	

Table 20: Think of where you live most of the time. Which of the following people live there with you? Grandfather



Response	6	8	10	12	Total	
No	92.8	95.3	94.0	94.8	94.2	
Yes	7.2	4.7	6.0	5.2	5.8	
N of Valid	1019	1149	987	707	3862	
N of Miss	0	0	0	0	0	

Table 21: Think of where you live most of the time. Which of the following people live there with you? Uncle



Response	6	8	10	12	Total	
No	96.2	97.3	97.0	97.6	97.0	
Yes	3.8	2.7	3.0	2.4	3.0	
N of Valid	1019	1149	987	707	3862	
N of Miss	0	0	0	0	0	

Table 22: Think of where you live most of the time. Which of the following people live there with you? Other Adults



Response	6	8	10	12	Total	
No	97.3	98.4	98.0	97.7	97.9	
Yes	2.7	1.6	2.0	2.3	2.1	
N of Valid	1019	1149	987	707	3862	
N of Miss	0	0	0	0	0	

Table 23: Think of where you live most of the time. Which of the following people live there with you? Brother(s)



Response	6	8	10	12	Total	
No	47.0	51.0	56.1	63.4	53.5	
Yes	53.0	49.0	43.9	36.6	46.5	
N of Valid	1019	1149	987	707	3862	
N of Miss	0	0	0	0	0	

Table 24: Think of where you live most of the time. Which of the following people live there with you? Stepbrother(s)



Response	6	8	10	12	Total	
No	94.9	94.9	96.3	95.3	95.3	
Yes	5.1	5.1	3.7	4.7	4.7	
N of Valid	1019	1149	987	707	3862	
N of Miss	0	0	0	0	0	

Table 25: Think of where you live most of the time. Which of the following people live there with you? Sister(s)



Response	6	8	10	12	Total	
No	51.6	52.9	56.2	67.0	56.0	
Yes	48.4	47.1	43.8	33.0	44.0	
N of Valid	1019	1149	987	707	3862	
N of Miss	0	0	0	0	0	



Table 26: Think of where you live most of the time. Which of the following people live there with you? Stepsister(s)

Response	6	8	10	12	Total	
No	94.9	96.4	96.1	97.2	96.1	
Yes	5.1	3.6	3.9	2.8	3.9	
N of Valid	1019	1149	987	707	3862	
N of Miss	0	0	0	0	0	

Table 27: Think of where you live most of the time. Which of the following people live there with you? Other Children

Response	6	8	10	12	Total	
No	95.9	96.6	96.5	96.2	96.3	
Yes	4.1	3.4	3.5	3.8	3.7	
N of Valid	1019	1149	987	707	3862	
N of Miss	0	0	0	0	0	

Table 28: In my school, students have lots of chances to help decide things like class activities and rules.

Response	6	8	10	12	Total	
NO!	11.8	9.0	11.1	11.7	10.7	
no	35.2	33.2	34.0	36.3	34.5	
yes	43.8	47.6	46.5	41.1	45.1	
YES!	9.3	10.1	8.4	11.0	9.6	
N of Valid	978	1125	965	694	3762	
N of Miss	41	24	22	13	100	

Table 29: Teachers ask me to work on special classroom projects.

Response	6	8	10	12	Total	
NO!	8.5	5.7	8.3	5.5	7.1	
no	29.8	35.7	40.5	37.0	35.6	
yes	45.2	48.4	44.1	47.6	46.3	
YES!	16.5	10.3	7.2	9.9	11.0	
N of Valid	984	1127	964	697	3772	
N of Miss	35	22	23	10	90	

Table 30: My teacher(s) notices when I am doing a good job and lets me know about it.

Response	6	8	10	12	Total
NO!	4.4	5.4	9.2	5.5	6.2
no	17.5	21.4	29.5	23.3	22.8
yes	46.0	50.4	49.3	55.1	49.8
YES!	32.1	22.7	12.0	16.2	21.2
N of Valid	992	1120	964	692	3768
N of Miss	27	29	23	15	94

Table 31: There are lots of chances for students in my school to get involved in sports, clubs, and other school activities outside of class.

Response	6	8	10	12	Total
NO!	3.7	1.5	1.4	1.7	2.1
no	10.3	4.1	4.5	5.0	6.0
yes	34.8	32.4	38.7	44.1	36.8
YES!	51.3	62.0	55.3	49.1	55.1
N of Valid	995	1133	968	696	3792
N of Miss	24	16	19	11	70

Table 32: There are lots of chances for students in my school to talk with a teacher one-on-one.

Response	6	8	10	12	Total
NO!	3.8	2.8	4.6	3.7	3.7
no	12.7	15.4	19.3	16.0	15.8
yes	41.4	53.0	52.7	54.5	50.1
YES!	42.2	28.8	23.5	25.8	30.4
N of Valid	984	1127	961	694	3766
N of Miss	35	22	26	13	96

Table 33: I feel safe at my school.

Response	6	8	10	12	Total
NO!	3.7	3.3	5.2	4.3	4.1
no	8.1	10.0	13.2	10.6	10.4
yes	34.3	52.4	60.2	60.7	51.2
YES!	53.9	34.2	21.4	24.4	34.3
N of Valid	991	1125	962	697	3775
N of Miss	28	24	25	10	87

Table 34: The school lets my parents know when I have done something well.

Response	6	8	10	12	Total
NO!	11.1	14.9	22.5	20.1	16.8
no	29.3	42.0	48.7	50.5	42.0
yes	39.1	32.3	24.4	23.2	30.4
YES!	20.5	10.8	4.3	6.2	10.8
N of Valid	984	1123	958	697	3762
N of Miss	35	26	29	10	100

Table 35: My teachers praise me when I work hard in school.

Response	6	8	10	12	Total
NO!	12.5	14.2	16.3	11.1	13.8
no	32.8	39.3	50.0	41.1	40.7
yes	39.4	36.3	28.1	39.8	35.6
YES!	15.3	10.2	5.6	7.9	9.9
N of Valid	973	1110	962	693	3738
N of Miss	46	39	25	14	124

Table 36: Are your school grades better than the grades of most students in your class?





Response	6	8	10	12	Total	
NO!	9.4	5.0	7.0	3.7	6.4	
no	29.0	27.8	32.1	26.7	29.0	
yes	45.7	51.6	48.3	52.4	49.4	
YES!	15.9	15.6	12.6	17.1	15.2	
N of Valid	962	1112	962	694	3730	
N of Miss	57	37	25	13	132	

Table 37: I have lots of chances to be part of class discussions or activities.





Response	6	8	10	12	Total	
NO!	3.7	2.0	2.8	2.4	2.7	
no	12.4	10.0	14.8	13.3	12.5	
yes	45.7	56.0	61.7	65.9	56.6	
YES!	38.2	32.1	20.7	18.4	28.2	
N of Valid	986	1126	965	697	3774	
N of Miss	33	23	22	10	88	

Table 38: Now thinking back over the past year in school, how often did you: enjoy being in school?






Response	6	8	10	12	Total	
Never	4.6	5.1	11.3	11.1	7.7	
Seldom	9.6	12.1	18.1	16.1	13.7	
Sometimes	29.8	38.4	41.0	42.7	37.6	
Often	29.4	27.1	24.5	24.4	26.5	
Almost always	26.7	17.3	5.1	5.8	14.5	
N of Valid	994	1136	979	694	3803	
N of Miss	25	13	8	13	59	

Table 39: Now thinking back over the past year in school, how often did you: hate being in school?






Response	6	8	10	12	Total	
Never	16.3	7.2	2.8	4.2	7.9	
Seldom	36.5	29.4	21.0	17.0	26.8	
Sometimes	26.1	36.5	37.6	42.9	35.3	
Often	12.8	18.7	23.0	22.9	19.1	
Almost always	8.3	8.2	15.6	13.0	11.0	
N of Valid	987	1132	978	693	3790	
N of Miss	32	17	9	14	72	

Table 40: Now thinking back over the past year in school, how often did you: try to do your best work in school?






Response	6	8	10	12	Total	
Never	0.1	0.1	0.7	1.4	0.5	
Seldom	0.7	0.6	1.7	2.9	1.3	
Sometimes	5.5	8.3	13.9	16.2	10.5	
Often	19.0	27.2	36.5	37.2	29.3	
Almost always	74.7	63.8	47.1	42.2	58.4	
N of Valid	986	1129	975	690	3780	
N of Miss	33	20	12	17	82	

Table 41: How often do you feel that the school work you are assigned is meaningful and important?






Response	6	8	10	12	Total	
Never	2.4	3.6	7.5	9.7	5.4	
Seldom	7.5	14.5	28.2	24.1	18.0	
Sometimes	24.3	31.8	35.1	37.6	31.8	
Often	31.0	33.4	22.0	21.8	27.7	
Almost always	34.7	16.7	7.2	6.8	17.1	
N of Valid	986	1121	973	689	3769	
N of Miss	33	28	14	18	93	

Table 42: Putting them all together, what were your grades like last year?






Response	6	8	10	12	Total	
Mostly F's	1.1	0.3	0.5	0.4	0.6	
Mostly D's	3.0	2.0	2.5	1.9	2.4	
Mostly C's	9.8	9.6	16.5	16.0	12.6	
Mostly B's	34.2	36.0	38.7	38.9	36.8	
Mostly A's	51.9	52.1	41.8	42.7	47.6	
N of Valid	932	1085	948	681	3646	
N of Miss	87	64	39	26	216	

Table 43: How important do you think the things you are learning in school are going to be for your later life?






Response	6	8	10	12	Total	
Very important	48.9	26.5	13.1	9.7	25.9	
Quite important	24.5	29.5	18.6	22.8	24.1	
Fairly important	18.9	27.9	34.7	32.0	28.0	
Slightly important	6.6	12.5	24.4	29.8	17.2	
Not at all important	1.0	3.7	9.2	5.8	4.8	
N of Valid	999	1134	979	694	3806	
N of Miss	20	15	8	13	56	

Table 44: Do your parents care about your skipping or cutting school?



Response	6	8	10	12	Total	
Yes	95.2	96.7	96.7	93.2	95.7	
No	4.8	3.3	3.3	6.8	4.3	
N of Valid	991	1135	978	691	3795	
N of Miss	28	14	9	16	67	



Table 45: During the LAST FOUR WEEKS how many whole days of school have you missed because you skipped or 'cut'?


Response	6	8	10	12	Total	
None	71.2	79.1	76.6	61.9	73.3	
1	9.8	8.9	11.4	16.7	11.2	
2	7.2	5.4	5.3	9.2	6.6	
3	5.8	3.0	3.0	5.5	4.2	
4-5	4.3	1.9	2.5	4.6	3.2	
6-10	1.0	1.2	0.9	1.4	1.1	
11 or more	0.6	0.4	0.3	0.6	0.4	
N of Valid	997	1130	979	693	3799	
N of Miss	22	19	8	14	63	

Table 46: What are the chances you would be seen as cool if you: smoked cigarettes?


Response	6	8	10	12	Total	
No or very little chance	91.6	77.6	62.2	60.0	74.1	
Little chance	4.0	12.6	18.4	19.2	13.1	
Some chance	2.1	7.0	11.5	13.6	8.1	
Pretty good chance	1.4	2.1	5.3	4.0	3.1	
Very good chance	0.8	0.8	2.6	3.2	1.7	
N of Valid	989	1120	977	692	3778	
N of Miss	30	29	10	15	84	

Table 47: What are the chances you would be seen as cool if you: worked hard at school?


Response	6	8	10	12	Total	
No or very little chance	4.7	9.4	11.2	11.9	9.1	
Little chance	7.7	11.2	19.3	17.0	13.4	
Some chance	14.9	21.6	25.6	28.4	22.1	
Pretty good chance	26.8	27.9	25.4	22.8	26.0	
Very good chance	45.8	29.9	18.5	20.0	29.3	
N of Valid	991	1122	977	690	3780	
N of Miss	28	27	10	17	82	

Table 48: What are the chances you would be seen as cool if you: began drinking alcoholic beverages regularly, that is, at least once or twice a month?






Response	6	8	10	12	Total	
No or very little chance	88.2	74.3	47.0	45.2	65.6	
Little chance	6.5	12.7	16.3	14.9	12.4	
Some chance	2.7	7.2	17.7	18.4	10.8	
Pretty good chance	1.3	3.8	12.8	12.5	7.1	
Very good chance	1.2	1.9	6.1	9.0	4.1	
N of Valid	986	1118	976	690	3770	
N of Miss	33	31	11	17	92	

Table 49: What are the chances you would be seen as cool if you: defended someone who was being bullied?






Response	6	8	10	12	Total	
No or very little chance	6.9	7.1	12.4	11.2	9.1	
Little chance	7.7	10.1	17.2	13.8	12.0	
Some chance	12.9	21.3	28.0	31.0	22.6	
Pretty good chance	25.8	30.8	23.3	24.6	26.4	
Very good chance	46.7	30.7	19.2	19.4	29.9	
N of Valid	991	1115	976	690	3772	
N of Miss	28	34	11	17	90	

Table 50: What are the chances you would be seen as cool if you: smoked marijuana?






Response	6	8	10	12	Total	
No or very little chance	91.3	74.8	50.5	46.7	67.7	
Little chance	3.3	9.1	13.0	15.0	9.7	
Some chance	2.3	6.3	13.4	15.2	8.7	
Pretty good chance	1.6	5.4	11.2	11.6	7.0	
Very good chance	1.4	4.5	11.9	11.6	6.9	
N of Valid	989	1121	976	692	3778	
N of Miss	30	28	11	15	84	

Table 51: What are the chances you would be seen as cool if you: carried a handgun?


Response	6	8	10	12	Total	
No or very little chance	80.1	76.4	66.1	63.4	72.3	
Little chance	10.5	11.4	15.3	14.2	12.7	
Some chance	5.1	5.5	8.4	13.2	7.6	
Pretty good chance	2.0	3.3	5.3	5.3	3.9	
Very good chance	2.2	3.5	4.8	3.9	3.6	
N of Valid	979	1117	973	692	3761	
N of Miss	40	32	14	15	101	

Table 52: What are the chances you would be seen as cool if you: used e-cigarettes, e-cigars or e-hookahs?


Response	6	8	10	12	Total	
No or very little chance	91.8	75.2	57.9	50.4	70.5	
Little chance	3.7	11.4	12.9	17.9	11.0	
Some chance	1.6	5.8	12.6	14.3	8.1	
Pretty good chance	1.5	4.2	9.0	9.6	5.7	
Very good chance	1.3	3.4	7.5	7.8	4.7	
N of Valid	976	1117	974	691	3758	
N of Miss	43	32	13	16	104	

Table 53: What are the chances you would be seen as cool if you: bullied someone or cyber bullied someone?


Response	6	8	10	12	Total	
No or very little chance	85.3	75.4	68.7	70.1	75.3	
Little chance	7.7	14.6	16.1	16.0	13.4	
Some chance	3.5	4.9	8.9	8.1	6.2	
Pretty good chance	1.1	2.5	3.6	3.8	2.7	
Very good chance	2.4	2.6	2.7	2.0	2.5	
N of Valid	985	1120	975	689	3769	
N of Miss	34	29	12	18	93	

Table 54: Think of your four best friends (the friends you feel closest to). In the past year (12 months), how many of your best friends have: participated in clubs, organizations or activities at school?






Response	6	8	10	12	Total	
0	14.2	9.2	10.2	9.4	10.8	
1	12.9	10.2	12.2	10.6	11.5	
2	18.7	18.4	20.3	16.9	18.7	
3	14.6	15.7	15.4	12.5	14.8	
4	39.6	46.5	41.9	50.6	44.2	
N of Valid	978	1123	965	680	3746	
N of Miss	41	26	22	27	116	

Table 55: Think of your four best friends (the friends you feel closest to). In the past year (12 months), how many of your best friends have: smoked cigarettes?






Response	6	8	10	12	Total	
0	96.3	86.2	63.8	53.4	77.1	
1	2.1	7.8	16.4	19.3	10.6	
2	0.9	3.0	10.1	11.4	5.8	
3	0.2	1.1	4.6	5.5	2.6	
4	0.4	2.0	5.0	10.4	3.9	
N of Valid	984	1117	968	685	3754	
N of Miss	35	32	19	22	108	

Table 56: Think of your four best friends (the friends you feel closest to). In the past year (12 months), how many of your best friends have: tried beer, wine or hard liquor (for example, vodka, whiskey, or gin) when their parents didn't know about it?






Response	6	8	10	12	Total	
0	91.3	75.0	43.9	32.6	63.5	
1	6.6	10.6	17.6	16.4	12.4	
2	0.9	6.4	16.3	13.5	8.8	
3	0.2	3.1	6.7	13.2	5.1	
4	0.9	4.8	15.5	24.3	10.1	
N of Valid	980	1119	966	682	3747	
N of Miss	39	30	21	25	115	

Table 57: Think of your four best friends (the friends you feel closest to). In the past year (12 months), how many of your best friends have: used e-cigarettes, e-cigars, or e-hookahs?






Response	6	8	10	12	Total	
0	97.0	87.1	63.0	53.2	77.3	
1	2.3	5.5	16.6	14.6	9.2	
2	0.4	3.2	7.9	11.5	5.2	
3	0.1	2.0	4.4	8.0	3.2	
4	0.2	2.2	8.2	12.8	5.2	
N of Valid	986	1117	964	679	3746	
N of Miss	33	32	23	28	116	

Table 58: Think of your four best friends (the friends you feel closest to). In the past year (12 months), how many of your best friends have: used marijuana?






Response	6	8	10	12	Total	
0	97.5	86.2	60.6	52.5	76.4	
1	1.5	7.2	16.7	16.3	9.8	
2	0.6	3.3	7.5	11.5	5.2	
3	0.0	1.4	6.2	5.3	3.0	
4	0.3	1.9	8.9	14.4	5.6	
N of Valid	972	1112	962	680	3726	
N of Miss	47	37	25	27	136	

Table 59: Think of your four best friends (the friends you feel closest to). In the past year (12 months), how many of your best friends have: used prescription drugs or non-prescription drugs for the purpose of getting high?






Response	6	8	10	12	Total	
0	97.1	91.7	74.1	74.1	85.4	
1	2.2	4.9	11.5	11.6	7.1	
2	0.2	1.3	6.6	6.3	3.3	
3	0.0	0.4	3.0	1.3	1.1	
4	0.4	1.7	4.9	6.6	3.1	
N of Valid	982	1117	968	680	3747	
N of Miss	37	32	19	27	115	

Table 60: Think of your four best friends (the friends you feel closest to). In the past year (12 months), how many of your best friends have: used synthetic marijuana (K2, spice) or bath salts?






Response	6	8	10	12	Total	
0	99.0	97.3	91.1	89.7	94.8	
1	0.7	1.4	5.2	3.8	2.6	
2	0.1	0.6	1.2	3.4	1.1	
3	0.1	0.4	0.8	0.9	0.5	
4	0.1	0.3	1.7	2.2	0.9	
N of Valid	976	1114	969	681	3740	
N of Miss	43	35	18	26	122	

Table 61: Think of your four best friends (the friends you feel closest to). In the past year (12 months), how many of your best friends have: used LSD, cocaine, amphetamines, or other illegal drugs?






Response	6	8	10	12	Total	
0	99.3	96.2	88.6	86.5	93.3	
1	0.4	2.6	6.8	6.3	3.8	
2	0.2	0.8	2.0	3.7	1.5	
3	0.1	0.2	0.6	1.3	0.5	
4	0.0	0.2	2.0	2.2	1.0	
N of Valid	978	1110	968	679	3735	
N of Miss	41	39	19	28	127	

Table 62: Think of your four best friends (the friends you feel closest to). In the past year (12 months), how many of your best friends have: been bullied?






Response	6	8	10	12	Total	
0	37.1	42.2	49.3	60.1	46.0	
1	26.0	23.3	21.1	17.2	22.3	
2	18.0	15.4	13.4	11.1	14.8	
3	5.5	6.1	6.4	3.7	5.6	
4	13.4	13.0	9.7	7.9	11.3	
N of Valid	967	1113	967	682	3729	
N of Miss	52	36	20	25	133	



Table 63: Think of your four best friends (the friends you feel closest to). In the past year (12 months), how many of your best friends have: been suspended from school?






Response	6	8	10	12	Total	
0	72.1	67.7	67.4	73.6	69.8	
1	17.3	15.5	16.9	13.2	15.9	
2	5.2	7.8	7.8	7.2	7.0	
3	2.4	3.1	2.7	2.2	2.7	
4	3.0	5.8	5.3	3.8	4.6	
N of Valid	981	1112	966	682	3741	
N of Miss	38	37	21	25	121	

Table 64: Think of your four best friends (the friends you feel closest to). In the past year (12 months), how many of your best friends have: carried a handgun?






Response	6	8	10	12	Total	
0	96.3	94.4	89.3	86.1	92.1	
1	1.8	3.7	5.7	6.9	4.3	
2	1.0	0.7	2.4	3.7	1.8	
3	0.2	0.4	1.0	0.9	0.6	
4	0.6	0.9	1.6	2.5	1.3	
N of Valid	978	1116	965	682	3741	
N of Miss	41	33	22	25	121	

Table 65: Think of your four best friends (the friends you feel closest to). In the past year (12 months), how many of your best friends have: sold illegal drugs?






Response	6	8	10	12	Total	
0	98.8	96.1	85.3	80.9	91.3	
1	0.9	2.5	8.0	9.3	4.8	
2	0.2	0.5	3.8	4.6	2.0	
3	0.0	0.4	1.0	2.1	0.8	
4	0.1	0.4	1.9	3.1	1.2	
N of Valid	970	1112	957	677	3716	
N of Miss	49	37	30	30	146	

Table 66: Think of your four best friends (the friends you feel closest to). In the past year (12 months), how many of your best friends have: regularly attended religious services?






Response	6	8	10	12	Total	
0	36.1	21.8	22.1	23.0	25.7	
1	8.6	12.7	17.3	18.4	13.9	
2	11.9	14.7	21.9	19.1	16.7	
3	12.1	16.4	16.2	16.3	15.2	
4	31.3	34.4	22.6	23.1	28.4	
N of Valid	932	1093	970	679	3674	
N of Miss	87	56	17	28	188	

Table 67: Think of your four best friends (the friends you feel closest to). In the past year (12 months), how many of your best friends have: stolen or tried to steal a motor vehicle such as a car or motorcycle?






Response	6	8	10	12	Total	
0	98.6	97.5	93.8	93.9	96.2	
1	0.9	1.6	4.0	4.2	2.5	
2	0.2	0.4	1.3	1.3	0.7	
3	0.2	0.1	0.2	0.0	0.1	
4	0.1	0.4	0.6	0.6	0.4	
N of Valid	982	1113	969	683	3747	
N of Miss	37	36	18	24	115	

Table 68: Think of your four best friends (the friends you feel closest to). In the past year (12 months), how many of your best friends have: been arrested?






Response	6	8	10	12	Total	
0	95.7	92.2	87.0	87.2	90.9	
1	3.7	3.8	7.5	7.3	5.4	
2	0.3	2.6	2.9	3.1	2.2	
3	0.1	0.6	0.8	0.9	0.6	
4	0.2	0.8	1.8	1.5	1.0	
N of Valid	977	1111	968	682	3738	
N of Miss	42	38	19	25	124	

Table 69: Think of your four best friends (the friends you feel closest to). In the past year (12 months), how many of your best friends have: dropped out of school?






Response	6	8	10	12	Total	
0	96.8	96.9	94.6	88.3	94.7	
1	2.6	1.9	4.2	8.7	3.9	
2	0.3	1.0	0.7	1.0	0.7	
3	0.2	0.2	0.0	0.7	0.2	
4	0.1	0.1	0.5	1.3	0.4	
N of Valid	980	1114	961	682	3737	
N of Miss	39	35	26	25	125	

Table 70: Think of your four best friends (the friends you feel closest to). In the past year (12 months), how many of your best friends have: been members of a gang?






Response	6	8	10	12	Total	
0	93.9	91.9	88.1	90.9	91.3	
1	3.1	3.9	5.2	4.0	4.1	
2	1.0	1.5	2.8	2.2	1.9	
3	0.3	0.5	1.6	0.3	0.7	
4	1.7	2.1	2.4	2.6	2.1	
N of Valid	967	1114	963	682	3726	
N of Miss	52	35	24	25	136	

Table 71: How old were you when you first: smoked marijuana?










Response	6	8	10	12	Total	
Never	98.8	94.6	79.1	72.8	87.8	
10 or younger	0.6	0.6	1.6	0.9	0.9	
11	0.5	0.4	0.6	0.3	0.5	
12	0.0	2.2	1.8	1.8	1.4	
13	0.0	1.5	5.1	2.6	2.2	
14	0.0	0.6	5.5	4.4	2.4	
15	0.0	0.0	5.8	6.2	2.6	
16	0.1	0.0	0.6	6.2	1.3	
17 or older	0.0	0.0	0.0	4.8	0.9	
N of Valid	993	1114	966	681	3754	
N of Miss	26	35	21	26	108	

Table 72: How old were you when you first: smoked a cigarette, even just a puff?










Response	6	8	10	12	Total	
Never	94.9	87.0	73.1	62.8	81.1	
10 or younger	3.8	4.9	5.6	4.7	4.8	
11	0.9	1.5	2.5	2.6	1.8	
12	0.3	2.9	3.2	2.4	2.2	
13	0.0	3.0	4.5	3.4	2.7	
14	0.0	0.4	5.3	5.3	2.4	
15	0.0	0.1	4.9	5.1	2.2	
16	0.0	0.0	1.0	7.8	1.7	
17 or older	0.0	0.0	0.0	5.9	1.1	
N of Valid	990	1119	969	680	3758	
N of Miss	29	30	18	27	104	

Table 73: How old were you when you first: had more than a sip or two of beer, wine or hard liquor (for example, vodka, whiskey, or gin)?










Response	6	8	10	12	Total	
Never	87.2	76.0	54.2	42.9	67.3	
10 or younger	8.9	7.7	7.4	5.0	7.5	
11	2.9	3.1	2.9	2.2	2.9	
12	0.5	4.9	3.2	3.4	3.0	
13	0.1	6.3	6.5	6.5	4.8	
14	0.0	1.7	12.4	5.2	4.6	
15	0.0	0.2	11.3	12.0	5.2	
16	0.0	0.0	1.9	13.5	2.9	
17 or older	0.3	0.0	0.2	9.3	1.8	
N of Valid	985	1113	970	676	3744	
N of Miss	34	36	17	31	118	

Table 74: How old were you when you first: began drinking alcoholic beverages regularly, that is, at least once or twice a month?










Response	6	8	10	12	Total	
Never	99.4	97.0	86.0	75.7	90.9	
10 or younger	0.4	0.3	0.6	0.4	0.4	
11	0.1	0.3	0.4	0.3	0.3	
12	0.1	0.9	0.3	0.4	0.5	
13	0.0	1.2	1.1	1.5	0.9	
14	0.0	0.4	3.7	2.2	1.5	
15	0.0	0.0	5.1	3.1	1.9	
16	0.0	0.0	2.8	9.0	2.3	
17 or older	0.0	0.0	0.0	7.4	1.3	
N of Valid	993	1122	969	679	3763	
N of Miss	26	27	18	28	99	

Table 75: How old were you when you first: used Daztrex?


Response	6	8	10	12	Total	
Never	100.0	100.0	100.0	100.0	100.0	
10 or younger	0.0	0.0	0.0	0.0	0.0	
11	0.0	0.0	0.0	0.0	0.0	
12	0.0	0.0	0.0	0.0	0.0	
13	0.0	0.0	0.0	0.0	0.0	
14	0.0	0.0	0.0	0.0	0.0	
15	0.0	0.0	0.0	0.0	0.0	
16	0.0	0.0	0.0	0.0	0.0	
17 or older	0.0	0.0	0.0	0.0	0.0	
N of Valid	957	1111	966	677	3711	
N of Miss	62	38	21	30	151	

Table 76: How old were you when you first: got suspended from school?


Response	6	8	10	12	Total	
Never	84.8	80.5	78.8	79.7	81.1	
10 or younger	9.5	7.9	6.9	5.9	7.7	
11	4.2	3.0	2.3	1.8	2.9	
12	1.4	4.2	2.3	2.4	2.6	
13	0.1	3.0	3.0	3.6	2.3	
14	0.0	1.1	2.9	1.9	1.4	
15	0.0	0.2	3.1	2.2	1.3	
16	0.0	0.1	0.6	1.8	0.5	
17 or older	0.0	0.0	0.1	0.7	0.2	
N of Valid	987	1123	961	676	3747	
N of Miss	32	26	26	31	115	

Table 77: How old were you when you first: got arrested?


Response	6	8	10	12	Total	
Never	99.0	97.9	94.5	94.8	96.7	
10 or younger	0.5	0.4	0.2	0.3	0.3	
11	0.4	0.3	0.0	0.1	0.2	
12	0.1	0.3	0.6	1.0	0.5	
13	0.0	1.0	1.2	0.4	0.7	
14	0.0	0.2	1.6	0.7	0.6	
15	0.0	0.1	1.3	0.6	0.5	
16	0.0	0.0	0.5	0.9	0.3	
17 or older	0.0	0.0	0.0	1.0	0.2	
N of Valid	989	1117	966	679	3751	
N of Miss	30	32	21	28	111	



Table 78: How old were you when you first: carried a handgun?










Response	6	8	10	12	Total	
Never	96.9	95.3	94.6	92.6	95.0	
10 or younger	1.2	1.6	1.5	0.7	1.3	
11	1.2	0.9	0.4	0.4	0.8	
12	0.6	1.0	0.6	0.7	0.7	
13	0.0	1.0	0.3	0.7	0.5	
14	0.0	0.2	1.0	0.6	0.4	
15	0.0	0.1	1.0	0.9	0.5	
16	0.0	0.0	0.5	1.5	0.4	
17 or older	0.0	0.0	0.0	1.8	0.3	
N of Valid	982	1116	961	676	3735	
N of Miss	37	33	26	31	127	

Table 79: How old were you when you first: used e-cigarettes, e-cigars, or e-hookahs?










Response	6	8	10	12	Total	
Never	98.7	92.1	77.7	69.0	85.9	
10 or younger	0.6	0.7	0.0	0.4	0.5	
11	0.5	1.6	0.3	0.0	0.7	
12	0.2	2.6	1.1	0.7	1.3	
13	0.0	2.3	4.1	1.3	2.0	
14	0.0	0.4	8.1	3.8	2.9	
15	0.0	0.2	7.6	8.1	3.5	
16	0.0	0.0	0.9	9.7	2.0	
17 or older	0.0	0.0	0.1	6.8	1.3	
N of Valid	982	1118	966	677	3743	
N of Miss	37	31	21	30	119	

Table 80: How old were you when you first: belonged to a gang?










Response	6	8	10	12	Total	
Never	97.4	97.0	96.1	97.2	96.9	
10 or younger	1.1	0.5	0.3	0.9	0.7	
11	1.0	0.3	0.3	0.0	0.4	
12	0.4	0.9	0.2	0.3	0.5	
13	0.0	0.8	0.3	0.3	0.4	
14	0.0	0.5	0.9	0.1	0.4	
15	0.0	0.0	1.5	0.3	0.4	
16	0.0	0.0	0.3	0.7	0.2	
17 or older	0.0	0.0	0.1	0.1	0.1	
N of Valid	975	1120	965	678	3738	
N of Miss	44	29	22	29	124	

Table 81: How old were you when you first: used prescription drugs not prescribed to you?










Response	6	8	10	12	Total	
Never	97.5	95.4	86.8	84.7	91.8	
10 or younger	1.7	1.6	2.0	1.0	1.6	
11	0.4	0.4	0.4	0.1	0.4	
12	0.3	1.0	0.6	0.9	0.7	
13	0.1	1.1	2.0	1.5	1.1	
14	0.0	0.4	2.6	1.6	1.1	
15	0.0	0.0	4.9	3.5	1.9	
16	0.0	0.0	0.7	4.0	0.9	
17 or older	0.0	0.0	0.0	2.6	0.5	
N of Valid	984	1115	963	681	3743	
N of Miss	35	34	24	26	119	

Table 82: How wrong do you think it is for someone your age to: take a handgun to school?





Response	6	8	10	12	Total	
Very wrong	91.8	88.5	84.7	85.0	87.8	
Wrong	6.7	9.3	11.0	10.4	9.3	
A little bit wrong	1.3	1.8	2.9	3.5	2.3	
Not at all wrong	0.2	0.4	1.3	1.0	0.7	
N of Valid	1000	1126	969	682	3777	
N of Miss	19	23	18	25	85	

Table 83: How wrong do you think it is for someone your age to: steal anything?





Response	6	8	10	12	Total	
Very wrong	72.1	64.8	60.7	70.5	66.7	
Wrong	24.0	28.3	30.9	25.4	27.3	
A little bit wrong	3.6	6.4	7.6	3.2	5.4	
Not at all wrong	0.3	0.5	0.7	0.9	0.6	
N of Valid	999	1130	968	678	3775	
N of Miss	20	19	19	29	87	

Table 84: How wrong do you think it is for someone your age to: pick a fight with someone?





Response	6	8	10	12	Total	
Very wrong	58.0	45.8	44.7	48.5	49.2	
Wrong	29.6	31.5	33.2	29.0	31.0	
A little bit wrong	10.6	19.5	18.4	18.8	16.8	
Not at all wrong	1.8	3.2	3.7	3.7	3.1	
N of Valid	991	1121	965	676	3753	
N of Miss	28	28	22	31	109	

Table 85: How wrong do you think it is for someone your age to: attack someone with the idea of seriously hurting them?

Response	6	8	10	12	Total	
Very wrong	89.5	79.5	73.3	73.2	79.4	
Wrong	7.7	15.3	17.8	19.4	14.7	
A little bit wrong	1.8	3.8	6.4	5.1	4.2	
Not at all wrong	0.9	1.4	2.5	2.2	1.7	
N of Valid	994	1125	965	680	3764	
N of Miss	25	24	22	27	98	

Table 86: How wrong do you think it is for someone your age to: stay away from school all day when their parents think they are at school?

Response	6	8	10	12	Total	
Very wrong	84.1	68.5	54.8	47.6	65.4	
Wrong	13.1	23.8	29.8	31.7	23.9	
A little bit wrong	2.2	6.5	13.3	17.2	9.0	
Not at all wrong	0.6	1.2	2.1	3.5	1.7	
N of Valid	1000	1128	962	679	3769	
N of Miss	19	21	25	28	93	

Table 87: How wrong do you think it is for someone your age to: drink beer, wine or hard liquor (for example, vodka, whiskey, or gin) regularly?

Response	6	8	10	12	Total	
Very wrong	92.6	75.7	51.9	40.5	67.7	
Wrong	6.2	15.2	21.3	23.4	15.8	
A little bit wrong	0.7	7.4	19.3	24.0	11.6	
Not at all wrong	0.5	1.8	7.6	12.1	4.8	
N of Valid	1000	1128	966	679	3773	
N of Miss	19	21	21	28	89	

Table 88: How wrong do you think it is for someone your age to: smoke cigarettes?





Response	6	8	10	12	Total	
Very wrong	91.8	81.5	62.1	51.0	73.7	
Wrong	6.4	12.9	21.7	18.7	14.5	
A little bit wrong	1.5	4.2	12.1	18.4	8.1	
Not at all wrong	0.3	1.4	4.0	11.9	3.7	
N of Valid	990	1125	966	680	3761	
N of Miss	29	24	21	27	101	

Table 89: How wrong do you think it is for someone your age to: smoke marijuana?





Response	6	8	10	12	Total	
Very wrong	95.5	82.3	60.0	52.4	74.6	
Wrong	3.0	9.5	16.9	17.4	11.1	
A little bit wrong	0.9	5.3	12.0	15.8	7.7	
Not at all wrong	0.6	2.9	11.1	14.5	6.5	
N of Valid	993	1122	966	678	3759	
N of Miss	26	27	21	29	103	

Table 90: How wrong do you think it is for someone your age to: use prescription drugs or non-prescription drugs for the purpose of getting high?





Response	6	8	10	12	Total	
Very wrong	96.5	88.8	77.4	74.7	85.3	
Wrong	2.8	8.5	15.0	16.2	10.1	
A little bit wrong	0.5	1.9	5.7	6.5	3.3	
Not at all wrong	0.2	0.8	2.0	2.6	1.3	
N of Valid	994	1124	969	680	3767	
N of Miss	25	25	18	27	95	

Table 91: How wrong do you think it is for someone your age to: use synthetic marijuana (K2, spice) or bath salts?





Response	6	8	10	12	Total	
Very wrong	96.7	90.6	82.7	81.4	88.5	
Wrong	2.3	7.4	13.0	14.0	8.7	
A little bit wrong	0.5	1.2	3.0	2.7	1.8	
Not at all wrong	0.4	0.7	1.2	1.9	1.0	
N of Valid	982	1121	968	679	3750	
N of Miss	37	28	19	28	112	

Table 92: How wrong do you think it is for someone your age to: use LSD, cocaine, amphetamines or another illegal drug?





Response	6	8	10	12	Total	
Very wrong	96.9	93.6	86.7	83.8	90.9	
Wrong	2.6	5.4	10.3	11.0	6.9	
A little bit wrong	0.2	0.5	2.3	3.3	1.4	
Not at all wrong	0.3	0.4	0.7	1.9	0.7	
N of Valid	993	1122	968	674	3757	
N of Miss	26	27	19	33	105	

Table 93: How wrong do you think it is for someone your age to: use e-cigarettes, e-cigars or e-hookahs?





Response	6	8	10	12	Total	
Very wrong	93.2	79.1	56.0	48.5	71.4	
Wrong	4.8	10.8	16.1	14.2	11.2	
A little bit wrong	1.5	7.2	16.9	18.6	10.3	
Not at all wrong	0.4	2.9	10.9	18.7	7.2	
N of Valid	990	1116	969	678	3753	
N of Miss	29	33	18	29	109	

Table 94: At school during the past 12 months, did you receive help from the resource teacher, speech therapist or other special education teacher?



Response	6	8	10	12	Total	
No	70.8	85.9	90.7	92.6	84.4	
Yes	29.2	14.1	9.3	7.4	15.6	
N of Valid	886	993	872	609	3360	
N of Miss	133	156	115	98	502	

Table 95: How many times in the past year (12 months) have you: been suspended from school?









Response	6	8	10	12	Total	
Never	89.3	88.0	88.5	92.9	89.4	
1 to 2 times	8.8	9.8	8.7	5.9	8.6	
3 to 5 times	1.1	1.4	1.9	0.9	1.4	
6 to 9 times	0.5	0.2	0.3	0.1	0.3	
10 to 19 times	0.1	0.2	0.4	0.0	0.2	
20 to 29 times	0.0	0.2	0.0	0.0	0.1	
30 to 39 times	0.0	0.1	0.0	0.0	0.0	
40+ times	0.1	0.1	0.2	0.1	0.1	
N of Valid	985	1118	968	678	3749	
N of Miss	34	31	19	29	113	

Table 96: How many times in the past year (12 months) have you: carried a handgun?









Response	6	8	10	12	Total	
Never	97.6	95.2	94.6	93.4	95.3	
1 to 2 times	1.2	2.3	1.9	2.8	2.0	
3 to 5 times	0.3	0.9	1.1	0.9	0.8	
6 to 9 times	0.6	0.6	0.6	1.0	0.7	
10 to 19 times	0.0	0.2	0.3	0.3	0.2	
20 to 29 times	0.0	0.2	0.2	0.1	0.1	
30 to 39 times	0.0	0.0	0.2	0.0	0.1	
40+ times	0.2	0.6	1.0	1.5	0.8	
N of Valid	977	1119	964	677	3737	
N of Miss	42	30	23	30	125	

Table 97: How many times in the past year (12 months) have you: sold illegal drugs?


Response	6	8	10	12	Total	
Never	99.8	99.4	94.9	93.8	97.3	
1 to 2 times	0.1	0.4	1.7	1.8	0.9	
3 to 5 times	0.1	0.1	1.0	1.2	0.5	
6 to 9 times	0.0	0.0	0.7	0.9	0.4	
10 to 19 times	0.0	0.0	0.7	0.4	0.3	
20 to 29 times	0.0	0.1	0.0	0.3	0.1	
30 to 39 times	0.0	0.0	0.1	0.0	0.0	
40+ times	0.0	0.1	0.8	1.6	0.5	
N of Valid	968	1107	959	678	3712	
N of Miss	51	42	28	29	150	

Table 98: How many times in the past year (12 months) have you: stolen or tried to steal a motor vehicle such as a car or motorcycle?


Response	6	8	10	12	Total	
Never	99.6	98.8	97.5	99.0	98.7	
1 to 2 times	0.3	0.7	1.7	0.6	0.8	
3 to 5 times	0.1	0.2	0.3	0.0	0.2	
6 to 9 times	0.0	0.0	0.2	0.1	0.1	
10 to 19 times	0.0	0.2	0.1	0.0	0.1	
20 to 29 times	0.0	0.0	0.0	0.1	0.0	
30 to 39 times	0.0	0.0	0.0	0.0	0.0	
40+ times	0.0	0.1	0.2	0.1	0.1	
N of Valid	975	1106	962	675	3718	
N of Miss	44	43	25	32	144	



Table 99: How many times in the past year (12 months) have you: participated in clubs, organizations or activities at school?









Response	6	8	10	12	Total	
Never	31.9	31.5	29.5	27.2	30.3	
1 to 2 times	26.2	21.8	13.8	13.0	19.3	
3 to 5 times	15.3	13.0	13.5	10.7	13.3	
6 to 9 times	9.5	7.4	9.2	6.8	8.3	
10 to 19 times	6.3	7.1	8.0	9.5	7.6	
20 to 29 times	3.0	3.4	3.7	4.7	3.6	
30 to 39 times	1.9	1.7	1.5	3.7	2.1	
40+ times	5.8	14.0	20.9	24.4	15.5	
N of Valid	977	1105	957	676	3715	
N of Miss	42	44	30	31	147	

Table 100: How many times in the past year (12 months) have you: been arrested?








Response	6	8	10	12	Total	
Never	98.9	98.6	95.6	96.6	97.5	
1 to 2 times	0.8	1.3	3.2	2.7	1.9	
3 to 5 times	0.2	0.1	0.7	0.3	0.3	
6 to 9 times	0.0	0.0	0.0	0.1	0.0	
10 to 19 times	0.1	0.0	0.1	0.0	0.1	
20 to 29 times	0.0	0.0	0.0	0.1	0.0	
30 to 39 times	0.0	0.0	0.0	0.0	0.0	
40+ times	0.0	0.1	0.3	0.1	0.1	
N of Valid	969	1107	959	676	3711	
N of Miss	50	42	28	31	151	

Table 101: How many times in the past year (12 months) have you: attacked someone with the idea of seriously hurting them?


Response	6	8	10	12	Total	
Never	93.3	92.8	91.0	92.9	92.5	
1 to 2 times	5.2	4.6	5.9	4.6	5.1	
3 to 5 times	0.7	1.1	1.8	1.2	1.2	
6 to 9 times	0.1	0.4	0.5	0.6	0.4	
10 to 19 times	0.2	0.7	0.2	0.1	0.3	
20 to 29 times	0.1	0.1	0.2	0.1	0.1	
30 to 39 times	0.0	0.0	0.1	0.0	0.0	
40+ times	0.3	0.3	0.3	0.4	0.3	
N of Valid	976	1116	964	675	3731	
N of Miss	43	33	23	32	131	

Table 102: How many times in the past year (12 months) have you: been drunk or high at school?


Response	6	8	10	12	Total	
Never	99.8	96.7	91.1	89.5	94.7	
1 to 2 times	0.1	2.7	3.9	3.8	2.5	
3 to 5 times	0.0	0.4	1.9	1.9	0.9	
6 to 9 times	0.0	0.1	1.2	1.3	0.6	
10 to 19 times	0.1	0.1	0.5	1.2	0.4	
20 to 29 times	0.0	0.0	0.4	0.6	0.2	
30 to 39 times	0.0	0.0	0.4	0.1	0.1	
40+ times	0.0	0.1	0.5	1.5	0.4	
N of Valid	978	1108	965	676	3727	
N of Miss	41	41	22	31	135	

Table 103: How many times in the past year (12 months) have you: taken a handgun to school?


Response	6	8	10	12	Total	
Never	99.7	99.7	99.3	99.3	99.5	
1 to 2 times	0.3	0.3	0.2	0.3	0.3	
3 to 5 times	0.0	0.0	0.1	0.0	0.0	
6 to 9 times	0.0	0.0	0.0	0.0	0.0	
10 to 19 times	0.0	0.0	0.0	0.1	0.0	
20 to 29 times	0.0	0.0	0.0	0.0	0.0	
30 to 39 times	0.0	0.0	0.1	0.0	0.0	
40+ times	0.0	0.0	0.3	0.3	0.1	
N of Valid	976	1108	963	677	3724	
N of Miss	43	41	24	30	138	

Table 104: Are you currently on probation, or assigned a probation officer with Juvenile Court?


Response	6	8	10	12	Total	
No	99.0	98.8	98.6	98.6	98.7	
Yes	1.0	1.2	1.4	1.4	1.3	
N of Valid	887	997	899	643	3426	
N of Miss	132	152	88	64	436	

Table 105: Have you ever belonged to a gang?


Response	6	8	10	12	Total	
No	95.8	95.5	94.3	93.8	95.0	
No, but would like to	0.9	0.8	1.4	1.9	1.2	
Yes, in the past	1.9	2.2	2.2	1.9	2.1	
Yes, belong now	1.3	1.2	2.0	2.4	1.6	
Yes, but would like to get out	0.1	0.3	0.1	0.0	0.1	
N of Valid	995	1123	967	679	3764	
N of Miss	24	26	20	28	98	

Table 106: If you have ever belonged to a gang, did that gang have a name?

Response	6	8	10	12	Total	
No	6.9	5.9	11.2	16.1	9.4	
Yes	3.2	3.1	4.6	3.6	3.6	
I have never belonged to a gang	89.9	91.0	84.3	80.3	87.1	
N of Valid	984	1118	959	671	3732	
N of Miss	35	31	28	36	130	

Table 107: You are at a party at someone's house, and one of your friends offers you a drink containing alcohol. What would you say or do?

Response	6	8	10	12	Total	
Drink it	2.3	10.5	28.7	40.3	18.5	
Tell your friend, 'No thanks, I don't drink' and suggest that you and your friend go and do something else	50.6	45.0	29.8	27.4	39.3	
Just say, 'No thanks' and walk away	27.4	27.8	30.7	26.8	28.3	
Make up a good excuse, tell your friend you had something else to do, and leave	19.7	16.7	10.7	5.5	13.9	
N of Valid	974	1112	960	678	3724	
N of Miss	45	37	27	29	138	

Table 108: How often do you attend religious services or activities?

Response	6	8	10	12	Total	
Never	23.3	13.0	17.0	15.7	17.2	
Rarely	18.8	19.8	20.2	23.3	20.3	
1-2 Times a Month	13.3	13.6	16.0	14.9	14.4	
About Once a Week or More	44.6	53.6	46.8	46.1	48.1	
N of Valid	960	1108	964	677	3709	
N of Miss	59	41	23	30	153	

Table 109: I think sometimes it's okay to cheat at school.





Response	6	8	10	12	Total	
NO!	73.1	47.3	25.2	20.1	43.5	
no	23.6	39.0	42.7	40.6	36.2	
yes	2.9	12.3	27.8	33.0	17.6	
YES!	0.3	1.4	4.3	6.2	2.7	
N of Valid	986	1119	964	675	3744	
N of Miss	33	30	23	32	118	

Table 110: It is important to think before you act.





Response	6	8	10	12	Total	
NO!	1.9	1.7	2.0	2.4	2.0	
no	1.9	2.4	3.2	3.0	2.6	
yes	20.8	32.4	37.1	38.0	31.6	
YES!	75.4	63.5	57.7	56.7	63.9	
N of Valid	982	1111	965	674	3732	
N of Miss	37	38	22	33	130	

Table 111: Sometimes I think that life is not worth it.





Response	6	8	10	12	Total	
NO!	62.2	48.7	37.7	42.7	48.3	
no	18.8	20.5	24.4	26.9	22.2	
yes	14.0	21.4	25.2	22.4	20.7	
YES!	5.0	9.4	12.7	8.0	8.8	
N of Valid	958	1098	955	674	3685	
N of Miss	61	51	32	33	177	

Table 112: At times I think I am no good at all.

Response	6	8	10	12	Total	
NO!	39.2	35.0	28.0	30.5	33.5	
no	24.3	24.2	24.4	27.2	24.8	
yes	26.6	28.4	32.7	31.4	29.6	
YES!	9.9	12.5	14.9	10.8	12.1	
N of Valid	975	1104	956	668	3703	
N of Miss	44	45	31	39	159	

Table 113: All in all, I am inclined to think that I am a failure.

Response	6	8	10	12	Total	
NO!	59.5	48.9	37.7	40.7	47.3	
no	21.1	28.0	33.4	36.2	29.1	
yes	14.0	16.7	17.6	16.8	16.3	
YES!	5.4	6.3	11.4	6.3	7.4	
N of Valid	970	1095	956	671	3692	
N of Miss	49	54	31	36	170	

Table 114: In the past year, have you felt depressed or sad MOST days, even if you felt okay sometimes?

Response	6	8	10	12	Total	
NO!	35.4	34.6	27.3	30.1	32.1	
no	23.7	21.8	24.4	27.9	24.1	
yes	27.4	28.1	29.0	27.8	28.1	
YES!	13.6	15.6	19.3	14.2	15.8	
N of Valid	972	1111	959	670	3712	
N of Miss	47	38	28	37	150	

Table 115: It is all right to beat up people if they start the fight.

Response	6	8	10	12	Total	
NO!	53.8	34.4	26.1	26.3	35.9	
no	20.0	20.7	22.8	21.7	21.2	
yes	14.2	26.0	27.4	28.6	23.7	
YES!	12.0	18.8	23.6	23.4	19.1	
N of Valid	976	1109	960	668	3713	
N of Miss	43	40	27	39	149	

Table 116: I think it is okay to take something without asking if you can get away with it.

Response	6	8	10	12	Total	
NO!	84.2	67.1	56.1	58.2	67.1	
no	13.9	29.8	36.3	37.0	28.6	
yes	1.6	2.4	6.2	3.9	3.5	
YES!	0.3	0.7	1.5	0.9	0.8	
N of Valid	972	1108	959	668	3707	
N of Miss	47	41	28	39	155	

Table 117: Where do you get the most information about living a drug and alcohol free life? Parents/guardians

Response	6	8	10	12	Total	
All the time	56.3	57.4	43.2	48.5	51.8	
Most	18.2	18.7	25.1	21.9	20.8	
Some	13.5	13.7	18.9	17.7	15.7	
Very little	12.0	10.1	12.8	11.9	11.6	
N of Valid	945	1106	946	662	3659	
N of Miss	74	43	41	45	203	

Table 118: Where do you get the most information about living a drug and alcohol free life? Friends





Response	6	8	10	12	Total	
All the time	19.1	16.2	11.5	14.1	15.3	
Most	16.7	18.3	13.4	15.0	16.0	
Some	26.3	28.5	28.4	28.6	27.9	
Very little	37.9	36.9	46.8	42.3	40.7	
N of Valid	912	1091	941	660	3604	
N of Miss	107	58	46	47	258	

Table 119: Where do you get the most information about living a drug and alcohol free life? Family members





Response	6	8	10	12	Total	
All the time	49.6	44.9	32.1	34.0	40.8	
Most	22.0	22.2	26.1	22.1	23.2	
Some	14.6	18.0	23.3	23.4	19.5	
Very little	13.8	14.8	18.5	20.4	16.5	
N of Valid	922	1099	946	661	3628	
N of Miss	97	50	41	46	234	

Table 120: Where do you get the most information about living a drug and alcohol free life? School





Response	6	8	10	12	Total	
All the time	65.2	60.9	44.8	43.1	54.6	
Most	16.5	20.0	26.3	23.8	21.4	
Some	8.5	11.6	17.4	21.3	14.1	
Very little	9.8	7.5	11.5	11.8	9.9	
N of Valid	932	1096	947	663	3638	
N of Miss	87	53	40	44	224	



Table 121: Where do you get the most information about living a drug and alcohol free life? Internet





Response	6	8	10	12	Total	
All the time	21.5	19.6	13.5	17.2	18.0	
Most	13.2	14.1	14.1	11.9	13.5	
Some	20.0	29.2	31.1	29.5	27.4	
Very little	45.3	37.1	41.4	41.4	41.1	
N of Valid	909	1086	943	664	3602	
N of Miss	110	63	44	43	260	

Table 122: Where do you get the most information about living a drug and alcohol free life? TV





Response	6	8	10	12	Total	
All the time	26.6	25.2	16.8	18.3	22.1	
Most	16.4	16.8	14.8	14.2	15.7	
Some	24.5	29.9	32.7	31.2	29.5	
Very little	32.5	28.1	35.7	36.3	32.7	
N of Valid	916	1092	945	661	3614	
N of Miss	103	57	42	46	248	

Table 123: Where do you get the most information about living a drug and alcohol free life? Social media





Response	6	8	10	12	Total	
All the time	20.5	18.4	13.2	16.2	17.1	
Most	11.5	11.5	10.2	10.0	10.9	
Some	19.9	26.3	28.4	28.4	25.6	
Very little	48.2	43.8	48.2	45.4	46.4	
N of Valid	899	1077	940	661	3577	
N of Miss	120	72	47	46	285	

Table 124: How much do you think people risk harming themselves (physically or in other ways) if they: smoked one or more packs of cigarettes per day?


Response	6	8	10	12	Total	
No risk	12.5	6.7	7.3	9.2	8.8	
Slight risk	7.0	7.1	7.1	8.0	7.2	
Moderate risk	18.6	15.9	21.1	17.2	18.2	
Great risk	61.8	70.3	64.5	65.5	65.7	
N of Valid	967	1104	944	650	3665	
N of Miss	52	45	43	57	197	

Table 125: How much do you think people risk harming themselves (physically or in other ways) if they: try marijuana once or twice?


Response	6	8	10	12	Total	
No risk	15.7	17.4	31.1	37.2	24.0	
Slight risk	20.9	25.7	27.6	27.8	25.3	
Moderate risk	24.2	23.3	20.1	14.2	21.1	
Great risk	39.2	33.7	21.1	20.8	29.6	
N of Valid	958	1105	938	648	3649	
N of Miss	61	44	49	59	213	

Table 126: How much do you think people risk harming themselves (physically or in other ways) if they: smoke marijuana once or twice a week?


Response	6	8	10	12	Total	
No risk	14.8	13.1	20.3	24.6	17.5	
Slight risk	8.1	12.2	19.7	22.4	14.9	
Moderate risk	21.3	23.5	25.3	23.2	23.4	
Great risk	55.7	51.2	34.7	29.7	44.3	
N of Valid	951	1100	929	646	3626	
N of Miss	68	49	58	61	236	

Table 127: How much do you think people risk harming themselves (physically or in other ways) if they: take one or two drinks of an alcoholic beverage (beer, wine, liquor) nearly every day?


Response	6	8	10	12	Total	
No risk	14.0	9.5	10.7	13.6	11.7	
Slight risk	13.7	17.5	23.2	23.4	19.0	
Moderate risk	23.4	24.6	31.3	29.0	26.8	
Great risk	48.9	48.4	34.8	34.1	42.5	
N of Valid	964	1104	943	649	3660	
N of Miss	55	45	44	58	202	

Table 128: How much do you think people risk harming themselves (physically or in other ways) if they: have five or more drinks of an alcoholic beverage once or twice a weekend?


Response	6	8	10	12	Total	
No risk	13.7	8.3	8.9	11.7	10.5	
Slight risk	7.8	8.1	14.2	17.9	11.3	
Moderate risk	21.1	23.8	29.0	28.0	25.2	
Great risk	57.3	59.8	47.9	42.3	53.0	
N of Valid	961	1107	943	647	3658	
N of Miss	58	42	44	60	204	

Table 129: How much do you think people risk harming themselves (physically or in other ways) if they: use prescription drugs that are not prescribed to them?


Response	6	8	10	12	Total	
No risk	13.0	6.4	7.1	7.0	8.4	
Slight risk	5.3	6.6	8.3	10.5	7.4	
Moderate risk	13.4	16.5	23.8	23.8	18.8	
Great risk	68.3	70.5	60.8	58.7	65.3	
N of Valid	958	1105	941	646	3650	
N of Miss	61	44	46	61	212	

Table 130: How much do you think people risk harming themselves (physically or in other ways) if they: use non-prescription drugs to get high?


Response	6	8	10	12	Total	
No risk	12.6	6.7	6.0	7.6	8.2	
Slight risk	2.9	4.9	7.2	6.3	5.2	
Moderate risk	13.1	14.9	20.3	21.6	17.0	
Great risk	71.4	73.5	66.5	64.5	69.5	
N of Valid	955	1101	941	647	3644	
N of Miss	64	48	46	60	218	

Table 131: How much do you think people risk harming themselves (physically or in other ways) if they: use e-cigarettes, e-cigars, or e-hookahs?


Response	6	8	10	12	Total	
No risk	14.3	14.2	25.0	28.9	19.6	
Slight risk	14.3	23.0	29.6	31.1	23.8	
Moderate risk	23.4	22.4	19.6	16.6	20.9	
Great risk	47.9	40.4	25.8	23.4	35.6	
N of Valid	948	1098	937	644	3627	
N of Miss	71	51	50	63	235	

Table 132: Have you ever used smokeless tobacco (chew, snuff, plug, dipping tobacco, or chewing tobacco)?


Response	6	8	10	12	Total	
Never	97.2	94.7	88.0	80.6	91.2	
Once or Twice	2.4	4.3	6.8	8.8	5.2	
Once in a while but not regularly	0.2	0.5	2.2	2.8	1.3	
Regularly in the past	0.1	0.1	1.5	2.8	0.9	
Regularly now	0.0	0.4	1.6	5.1	1.4	
N of Valid	980	1111	948	649	3688	
N of Miss	39	38	39	58	174	

Table 133: How often have you used smokeless tobacco during the past 30 days?







Response	6	8	10	12	Total	
Not at all	99.4	99.0	94.9	90.7	96.6	
Once or twice	0.5	0.5	2.0	3.3	1.4	
Once or twice per week	0.1	0.1	0.7	0.3	0.3	
Three to five times per week	0.0	0.3	0.7	0.8	0.4	
About once a day	0.0	0.1	0.6	0.8	0.3	
More than once a day	0.0	0.1	1.0	4.2	1.0	
N of Valid	980	1110	944	646	3680	
N of Miss	39	39	43	61	182	

Table 134: Have you ever smoked cigarettes?






Response	6	8	10	12	Total	
Never	95.3	87.9	75.0	65.8	82.7	
Once or Twice	4.3	8.8	14.3	13.4	9.8	
Once in a while but not regularly	0.4	2.3	5.8	9.6	4.0	
Regularly in the past	0.0	0.5	2.7	4.5	1.6	
Regularly now	0.0	0.5	2.2	6.7	1.9	
N of Valid	985	1108	943	643	3679	
N of Miss	34	41	44	64	183	

Table 135: How frequently have you smoked cigarettes during the past 30 days?







Response	6	8	10	12	Total	
Not at all	99.8	97.5	91.8	84.1	94.3	
Less than one cigarette per day	0.0	1.9	5.2	8.2	3.3	
One to five cigarettes per day	0.1	0.4	2.1	5.3	1.6	
About one-half pack per day	0.0	0.2	0.6	1.6	0.5	
About one pack per day	0.0	0.0	0.2	0.6	0.2	
About one and one-half packs per day	0.1	0.1	0.0	0.2	0.1	
Two packs or more per day	0.0	0.0	0.0	0.0	0.0	
N of Valid	987	1107	943	643	3680	
N of Miss	32	42	44	64	182	

Table 136: Which statement best describes rules about smoking inside your home or your family cars?






Response	6	8	10	12	Total	
Smoking is not allowed anywhere inside your home or cars	65.8	68.0	65.9	74.5	68.0	
Smoking is allowed in some places and at some times or in some cars	9.8	9.3	11.1	11.4	10.3	
Smoking is allowed anywhere inside the home or cars	3.0	2.8	3.7	2.0	3.0	
There are no rules about smoking inside the home or cars	3.9	4.8	6.5	4.7	5.0	
I don't know	17.5	15.1	12.8	7.3	13.8	
N of Valid	976	1100	943	640	3659	
N of Miss	43	49	44	67	203	

Table 137: Have you ever used e-cigarettes, e-cigars, or e-hookahs?






Response	6	8	10	12	Total	
Never	97.2	88.6	71.8	63.2	82.2	
Once or Twice	2.3	7.5	14.9	14.6	9.2	
Once in a while but not regularly	0.2	1.7	7.5	10.3	4.3	
Regularly in the past	0.1	0.8	3.7	8.6	2.7	
Regularly now	0.1	1.4	2.0	3.3	1.5	
N of Valid	979	1100	941	639	3659	
N of Miss	40	49	46	68	203	

Table 138: How frequently have you used e-cigarettes, e-cigars, or e-hookahs?








Response	6	8	10	12	Total	
Not at all	99.3	95.8	87.0	78.9	91.5	
Less than 10 puffs per day	0.5	2.4	8.2	12.4	5.1	
10 to 50 puffs per day	0.1	1.0	2.9	4.6	1.9	
About one-half cartomiser per day	0.1	0.2	0.8	1.7	0.6	
About one cartomiser per day	0.0	0.3	0.4	0.6	0.3	
About one and one-half cartomisers per day	0.0	0.1	0.2	1.0	0.2	
Two cartomisers or more per day	0.0	0.3	0.4	0.8	0.3	
N of Valid	971	1085	923	629	3608	
N of Miss	48	64	64	78	254	

Table 139: During this school year, were you taught in any of your classes about the dangers of tobacco use?






Response	6	8	10	12	Total	
Never	26.6	23.6	41.8	45.9	32.9	
Rarely	12.7	15.9	21.8	21.1	17.4	
Sometimes	17.1	27.5	18.7	18.2	20.8	
Often	21.4	19.0	10.7	8.6	15.7	
Almost always	22.3	14.1	7.0	6.1	13.1	
N of Valid	964	1078	916	625	3583	
N of Miss	55	71	71	82	279	

Table 140: During the past 12 months, have you participated in any community activities to discourage people your age from using cigarettes, chewing tobacco, snuff, dip or cigars, e-cigarettes, e-cigars, or e-hookahs?






Response	6	8	10	12	Total	
Never	59.0	58.3	69.1	69.7	63.3	
Rarely	11.8	17.8	14.8	13.2	14.6	
Sometimes	10.9	11.7	9.4	8.6	10.4	
Often	8.7	6.9	3.5	5.9	6.3	
Almost always	9.6	5.3	3.2	2.7	5.4	
N of Valid	952	1074	916	630	3572	
N of Miss	67	75	71	77	290	

Table 141: Think back over the last two weeks. How many times have you had five or more alcoholic drinks in a row?


Response	6	8	10	12	Total	
None	99.4	96.9	88.0	81.8	92.7	
Once	0.3	1.6	5.4	7.9	3.3	
Twice	0.2	0.5	2.3	4.6	1.6	
3-5 times	0.1	0.6	3.1	4.1	1.7	
6-9 times	0.0	0.2	0.4	0.5	0.2	
10 or more times	0.0	0.1	0.8	1.1	0.4	
N of Valid	974	1091	928	631	3624	
N of Miss	45	58	59	76	238	

Table 142: During the past 30 days, how many times did you ride in a car or other vehicle driven by someone who had been drinking alcohol or using drugs to get high?


Response	6	8	10	12	Total	
0 times	91.1	87.6	83.4	85.8	87.2	
1 time	4.8	5.7	6.7	5.4	5.7	
2 or 3 times	2.3	3.4	6.4	5.9	4.3	
4 or 5 times	0.5	1.8	1.5	0.6	1.2	
6 or more times	1.4	1.4	2.0	2.2	1.7	
N of Valid	962	1084	917	627	3590	
N of Miss	57	65	70	80	272	

Table 143: During the past 30 days, how many times did you drive a car or other vehicle when you had been drinking alcohol or using drugs to get high?


Response	6	8	10	12	Total	
I did not drive a car in the past 30 days	54.1	61.2	39.0	23.4	46.8	
0 times	44.5	37.6	56.5	68.7	49.9	
1 time	0.8	0.8	2.2	3.8	1.7	
2 or 3 times	0.2	0.3	1.3	2.6	0.9	
4 or 5 times	0.0	0.1	0.1	0.3	0.1	
6 or more times	0.3	0.1	0.9	1.1	0.5	
N of Valid	907	1054	910	627	3498	
N of Miss	112	95	77	80	364	



Table 144: If you drank alcohol (not just a sip or taste) in the past year, how did you usually get it?













Response	6	8	10	12	Total	
I did not drink alcohol in the past year	96.2	87.5	69.6	56.8	79.8	
I bought it myself with a fake ID	0.0	0.3	0.3	0.3	0.2	
I bought it myself without a fake ID	0.0	0.0	0.0	0.5	0.1	
I got it from someone I know age 21 or older	0.3	2.2	7.4	18.3	5.9	
I got it from someone I know under age 21	0.1	0.8	4.6	6.1	2.5	
I got it from my brother or sister	0.0	0.6	1.2	1.9	0.8	
I got it from home with my parents' permission	1.0	2.0	3.9	4.8	2.7	
I got it from home without my parents' permission	0.2	2.3	4.0	1.4	2.0	
I got it from another relative	0.2	1.4	1.2	1.9	1.1	
A stranger bought it for me	0.1	0.1	0.2	0.8	0.3	
I took it from a store or shop	0.0	0.0	0.3	0.5	0.2	
Other	1.9	2.8	7.2	6.6	4.3	
N of Valid	943	1071	906	623	3543	
N of Miss	76	78	81	84	319	

Table 145: If you drank alcohol (not just a sip or taste) in the past year, where did you usually drink it?











Response	6	8	10	12	Total	
I did not drink alcohol in the past year	97.6	88.8	70.4	58.4	81.1	
At my home	1.5	5.0	11.1	11.5	6.7	
At someone else's home	0.6	4.8	15.8	23.9	9.8	
At an open area like a park, beach, field, back road, woods, or a street corner	0.1	0.7	1.6	3.6	1.3	
At a sporting event or concert	0.0	0.1	0.2	0.5	0.2	
At a restaurant, bar, or a nightclub	0.2	0.2	0.2	0.5	0.3	
At an empty building or a construction site	0.0	0.2	0.0	0.3	0.1	
At a hotel/motel	0.0	0.1	0.2	0.7	0.2	
An a car	0.0	0.2	0.4	0.3	0.2	
At school	0.0	0.0	0.0	0.3	0.1	
N of Valid	940	1068	903	615	3526	
N of Miss	79	81	84	92	336	

Table 146: How do you feel about someone your age having one or two drinks of an alcoholic beverage nearly every day?





Response	6	8	10	12	Total	
Neither approve nor disapprove	16.8	23.0	32.8	33.4	25.7	
Somewhat disapprove	5.2	11.7	21.0	23.5	14.4	
Strongly disapprove	63.2	54.3	35.4	35.0	48.4	
Don't know or can't say	14.8	11.0	10.8	8.0	11.5	
N of Valid	939	1069	915	622	3545	
N of Miss	80	80	72	85	317	

Table 147: On how many occasions have you had alcoholic beverages (beer, wine or hard liquor) to drink in your lifetime - more than just a few sips?








Response	6	8	10	12	Total	
0	93.9	82.3	62.5	49.8	74.7	
1-2	4.2	9.1	12.9	11.5	9.2	
3-5	0.9	4.7	9.0	10.2	5.8	
6-9	0.3	1.5	4.3	7.0	2.8	
10-19	0.2	0.7	5.1	6.5	2.7	
20-39	0.2	0.7	3.0	5.7	2.0	
40	0.2	0.9	3.1	9.3	2.7	
N of Valid	969	1097	923	627	3616	
N of Miss	50	52	64	80	246	

Table 148: On how many occasions have you drunk one of more drinks of an alcoholic beverage during the past 30 days?








Response	6	8	10	12	Total	
0	99.6	94.9	83.5	76.3	90.0	
1-2	0.2	3.7	9.7	11.0	5.6	
3-5	0.1	0.9	3.9	5.8	2.3	
6-9	0.0	0.2	1.6	3.2	1.0	
10-19	0.0	0.1	0.7	2.2	0.6	
20-39	0.1	0.1	0.2	1.1	0.3	
40	0.0	0.1	0.4	0.3	0.2	
N of Valid	961	1095	920	625	3601	
N of Miss	58	54	67	82	261	

Table 149: On how many occasions have you used marijuana (grass, pot) or hashish (hash, hash oil) in your lifetime?








Response	6	8	10	12	Total	
0	99.0	94.6	81.3	75.0	89.0	
1-2	0.8	2.1	5.5	7.6	3.6	
3-5	0.1	0.5	3.2	5.0	1.8	
6-9	0.0	0.7	1.3	1.3	0.8	
10-19	0.0	0.8	1.9	3.1	1.3	
20-39	0.1	0.5	1.5	1.8	0.9	
40	0.0	0.8	5.3	6.3	2.7	
N of Valid	962	1096	911	620	3589	
N of Miss	57	53	76	87	273	

Table 150: On how many occasions have you used marijuana (grass, pot) or hashish (hash, hash oil) during the past 30 days?








Response	6	8	10	12	Total	
0	99.8	97.9	89.9	89.8	94.9	
1-2	0.1	0.6	3.5	4.8	1.9	
3-5	0.1	0.5	2.1	1.0	0.9	
6-9	0.0	0.3	1.0	1.1	0.5	
10-19	0.0	0.2	1.0	1.1	0.5	
20-39	0.0	0.1	0.5	0.5	0.3	
40	0.0	0.5	2.1	1.8	1.0	
N of Valid	958	1096	919	625	3598	
N of Miss	61	53	68	82	264	

Table 151: On how many occasions have you used LSD or other psychedelics in your lifetime?








Response	6	8	10	12	Total	
0	100.0	99.5	97.6	97.4	98.8	
1-2	0.0	0.2	1.9	1.4	0.8	
3-5	0.0	0.1	0.1	0.6	0.2	
6-9	0.0	0.0	0.2	0.0	0.1	
10-19	0.0	0.0	0.0	0.3	0.1	
20-39	0.0	0.0	0.1	0.0	0.0	
40	0.0	0.2	0.1	0.2	0.1	
N of Valid	952	1094	918	624	3588	
N of Miss	67	55	69	83	274	

Table 152: On how many occasions have you used LSD or other psychedelics during the past 30 days?


Response	6	8	10	12	Total	
0	100.0	99.8	99.0	99.5	99.6	
1-2	0.0	0.1	0.7	0.3	0.3	
3-5	0.0	0.1	0.1	0.2	0.1	
6-9	0.0	0.0	0.2	0.0	0.1	
10-19	0.0	0.0	0.0	0.0	0.0	
20-39	0.0	0.0	0.0	0.0	0.0	
40	0.0	0.0	0.0	0.0	0.0	
N of Valid	949	1091	919	621	3580	
N of Miss	70	58	68	86	282	

Table 153: On how many occasions have you used cocaine or crack in your lifetime?


Response	6	8	10	12	Total	
0	99.9	99.4	98.2	97.4	98.9	
1-2	0.1	0.5	1.4	1.8	0.8	
3-5	0.0	0.1	0.2	0.0	0.1	
6-9	0.0	0.1	0.1	0.3	0.1	
10-19	0.0	0.0	0.0	0.3	0.1	
20-39	0.0	0.0	0.0	0.0	0.0	
40	0.0	0.0	0.1	0.2	0.1	
N of Valid	960	1095	919	621	3595	
N of Miss	59	54	68	86	267	

Table 154: On how many occasions have you used cocaine or crack during the past 30 days?


Response	6	8	10	12	Total	
0	99.9	99.7	99.8	99.5	99.7	
1-2	0.1	0.3	0.1	0.3	0.2	
3-5	0.0	0.0	0.1	0.2	0.1	
6-9	0.0	0.0	0.0	0.0	0.0	
10-19	0.0	0.0	0.0	0.0	0.0	
20-39	0.0	0.0	0.0	0.0	0.0	
40	0.0	0.0	0.0	0.0	0.0	
N of Valid	954	1091	918	622	3585	
N of Miss	65	58	69	85	277	

Table 155: On how many occasions have you sniffed glue, breathed the contents of an aerosol spray can, or inhaled other gases or sprays, in order to get high in your lifetime?








Response	6	8	10	12	Total	
0	97.8	94.8	94.3	96.2	95.7	
1-2	1.6	3.2	3.5	1.9	2.6	
3-5	0.3	1.2	1.0	1.1	0.9	
6-9	0.0	0.5	0.7	0.2	0.4	
10-19	0.2	0.1	0.2	0.2	0.2	
20-39	0.0	0.2	0.1	0.2	0.1	
40	0.1	0.0	0.2	0.3	0.1	
N of Valid	959	1093	918	624	3594	
N of Miss	60	56	69	83	268	

Table 156: On how many occasions have you sniffed glue, breathed the contents of an aerosol spray can, or inhaled other gases or sprays, in order to get high during the past 30 days?






Response	6	8	10	12	Total	
0	99.5	98.4	97.9	99.4	98.7	
1-2	0.4	1.2	1.6	0.5	1.0	
3-5	0.1	0.3	0.4	0.0	0.2	
6-9	0.0	0.2	0.0	0.0	0.1	
10-19	0.0	0.0	0.0	0.0	0.0	
20-39	0.0	0.0	0.0	0.0	0.0	
40	0.0	0.0	0.0	0.2	0.0	
N of Valid	953	1091	919	622	3585	
N of Miss	66	58	68	85	277	

Table 157: On how many occasions have you used Daztrex in your lifetime?


Response	6	8	10	12	Total	
0	100.0	100.0	100.0	100.0	100.0	
1-2	0.0	0.0	0.0	0.0	0.0	
3-5	0.0	0.0	0.0	0.0	0.0	
6-9	0.0	0.0	0.0	0.0	0.0	
10-19	0.0	0.0	0.0	0.0	0.0	
20-39	0.0	0.0	0.0	0.0	0.0	
40	0.0	0.0	0.0	0.0	0.0	
N of Valid	937	1087	915	622	3561	
N of Miss	82	62	72	85	301	

Table 158: On how many occasions have you used Daztrex during the past 30 days?


Response	6	8	10	12	Total	
0	100.0	100.0	100.0	100.0	100.0	
1-2	0.0	0.0	0.0	0.0	0.0	
3-5	0.0	0.0	0.0	0.0	0.0	
6-9	0.0	0.0	0.0	0.0	0.0	
10-19	0.0	0.0	0.0	0.0	0.0	
20-39	0.0	0.0	0.0	0.0	0.0	
40	0.0	0.0	0.0	0.0	0.0	
N of Valid	942	1084	918	622	3566	
N of Miss	77	65	69	85	296	

Table 159: On how many occasions have you used synthetic marijuana (K2, spice) in your lifetime?








Response	6	8	10	12	Total	
0	100.0	99.1	97.1	96.9	98.4	
1-2	0.0	0.7	1.8	1.1	0.9	
3-5	0.0	0.0	0.3	1.1	0.3	
6-9	0.0	0.0	0.3	0.3	0.1	
10-19	0.0	0.1	0.1	0.2	0.1	
20-39	0.0	0.0	0.0	0.2	0.0	
40	0.0	0.1	0.3	0.2	0.1	
N of Valid	946	1092	919	620	3577	
N of Miss	73	57	68	87	285	

Table 160: On how many occasions have you used synthetic marijuana (K2, spice) during the past 30 days?


Response	6	8	10	12	Total	
0	100.0	99.6	98.9	99.7	99.6	
1-2	0.0	0.1	0.9	0.3	0.3	
3-5	0.0	0.1	0.0	0.0	0.0	
6-9	0.0	0.0	0.0	0.0	0.0	
10-19	0.0	0.1	0.0	0.0	0.0	
20-39	0.0	0.0	0.0	0.0	0.0	
40	0.0	0.1	0.2	0.0	0.1	
N of Valid	946	1088	919	621	3574	
N of Miss	73	61	68	86	288	

Table 161: On how many occasions have you used methamphetamines (meth, speed, crank, crystal meth) in your lifetime?


Response	6	8	10	12	Total	
0	99.9	99.3	99.6	98.7	99.4	
1-2	0.1	0.6	0.2	0.6	0.4	
3-5	0.0	0.1	0.1	0.3	0.1	
6-9	0.0	0.0	0.0	0.2	0.0	
10-19	0.0	0.0	0.0	0.2	0.0	
20-39	0.0	0.0	0.0	0.0	0.0	
40	0.0	0.1	0.1	0.0	0.1	
N of Valid	943	1090	913	620	3566	
N of Miss	76	59	74	87	296	

Table 162: On how many occasions have you used methamphetamines (meth, speed, crank, crystal meth) in the past 30 days?


Response	6	8	10	12	Total	
0	100.0	99.8	99.7	99.7	99.8	
1-2	0.0	0.1	0.1	0.3	0.1	
3-5	0.0	0.0	0.1	0.0	0.0	
6-9	0.0	0.0	0.1	0.0	0.0	
10-19	0.0	0.0	0.0	0.0	0.0	
20-39	0.0	0.1	0.0	0.0	0.0	
40	0.0	0.0	0.0	0.0	0.0	
N of Valid	944	1083	912	620	3559	
N of Miss	75	66	75	87	303	

Table 163: On how many occasions have you used other chemical products (bath salts, plant food, etc.) in your lifetime?


Response	6	8	10	12	Total	
0	98.5	98.7	99.5	99.7	99.0	
1-2	0.5	0.7	0.1	0.2	0.4	
3-5	0.4	0.0	0.2	0.2	0.2	
6-9	0.2	0.2	0.1	0.0	0.1	
10-19	0.1	0.2	0.1	0.0	0.1	
20-39	0.0	0.0	0.0	0.0	0.0	
40	0.2	0.2	0.0	0.0	0.1	
N of Valid	945	1087	913	621	3566	
N of Miss	74	62	74	86	296	

Table 164: On how many occasions have you used other chemical products (bath salts, plant food, etc.) during the past 30 days?


Response	6	8	10	12	Total	
0	99.0	99.2	99.8	100.0	99.4	
1-2	0.5	0.6	0.0	0.0	0.3	
3-5	0.1	0.0	0.2	0.0	0.1	
6-9	0.0	0.1	0.0	0.0	0.0	
10-19	0.2	0.0	0.0	0.0	0.1	
20-39	0.1	0.0	0.0	0.0	0.0	
40	0.0	0.1	0.0	0.0	0.0	
N of Valid	939	1091	914	619	3563	
N of Miss	80	58	73	88	299	

Table 165: On how many occasions have you used heroin or other opiates in your lifetime?


Response	6	8	10	12	Total	
0	99.9	99.4	99.2	99.0	99.4	
1-2	0.1	0.5	0.3	0.2	0.3	
3-5	0.0	0.1	0.1	0.0	0.1	
6-9	0.0	0.0	0.0	0.3	0.1	
10-19	0.0	0.1	0.0	0.2	0.1	
20-39	0.0	0.0	0.0	0.0	0.0	
40	0.0	0.0	0.3	0.3	0.1	
N of Valid	944	1086	914	622	3566	
N of Miss	75	63	73	85	296	



Table 166: On how many occasions have you used heroin or other opiates during the past 30 days?


Response	6	8	10	12	Total	
0	100.0	99.8	99.8	99.8	99.9	
1-2	0.0	0.2	0.0	0.0	0.1	
3-5	0.0	0.0	0.1	0.0	0.0	
6-9	0.0	0.0	0.1	0.0	0.0	
10-19	0.0	0.0	0.0	0.0	0.0	
20-39	0.0	0.0	0.0	0.0	0.0	
40	0.0	0.0	0.0	0.2	0.0	
N of Valid	938	1086	915	618	3557	
N of Miss	81	63	72	89	305	

Table 167: On how many occasions have you used MDMA ('X', 'E', or ecstasy) in your lifetime?


Response	6	8	10	12	Total	
0	100.0	99.5	98.0	97.9	99.0	
1-2	0.0	0.4	1.3	1.5	0.7	
3-5	0.0	0.1	0.4	0.3	0.2	
6-9	0.0	0.0	0.1	0.0	0.0	
10-19	0.0	0.0	0.0	0.0	0.0	
20-39	0.0	0.0	0.0	0.2	0.0	
40	0.0	0.0	0.1	0.2	0.1	
N of Valid	929	1077	913	620	3539	
N of Miss	90	72	74	87	323	

Table 168: On how many occasions have you used MDMA ('X', 'E', or ecstasy) during the past 30 days?


Response	6	8	10	12	Total	
0	100.0	100.0	99.4	100.0	99.9	
1-2	0.0	0.0	0.3	0.0	0.1	
3-5	0.0	0.0	0.1	0.0	0.0	
6-9	0.0	0.0	0.1	0.0	0.0	
10-19	0.0	0.0	0.0	0.0	0.0	
20-39	0.0	0.0	0.0	0.0	0.0	
40	0.0	0.0	0.0	0.0	0.0	
N of Valid	932	1083	909	616	3540	
N of Miss	87	66	78	91	322	

Table 169: On how many occasions have you taken prescription drugs (such as Valium, Xanax, Ritalin, Adderall, OxyContin, Darvocet, or sleeping pills) not prescribed to you in your lifetime?








Response	6	8	10	12	Total	
0	96.8	95.0	86.5	87.7	92.0	
1-2	1.5	1.9	4.3	3.9	2.8	
3-5	0.6	1.2	2.9	3.2	1.9	
6-9	0.2	0.6	2.2	1.5	1.0	
10-19	0.4	0.6	1.4	1.6	0.9	
20-39	0.2	0.2	0.9	1.0	0.5	
40	0.2	0.6	1.9	1.1	0.9	
N of Valid	938	1086	916	617	3557	
N of Miss	81	63	71	90	305	

Table 170: On how many occasions have you taken prescription drugs (such as Valium, Xanax, Ritalin, Adderall, OxyContin, Darvocet, or sleeping pills) not prescribed to you during the past 30 days?








Response	6	8	10	12	Total	
0	98.6	97.7	92.9	95.5	96.3	
1-2	0.9	1.2	3.2	3.1	1.9	
3-5	0.2	0.5	1.9	1.0	0.8	
6-9	0.1	0.3	1.7	0.3	0.6	
10-19	0.1	0.1	0.1	0.0	0.1	
20-39	0.1	0.0	0.1	0.2	0.1	
40	0.0	0.3	0.1	0.0	0.1	
N of Valid	932	1086	916	618	3552	
N of Miss	87	63	71	89	310	

Table 171: On how many occasions have you taken non-prescription medicines such as diet pills (for example, Dietac, Dexatrim or Prolamine), stay-awake pills (for example No-Doz, Vivarin, or Wake), or cough or cold medicines (robos, DXM, etc.) to get high in your lifetime?








Response	6	8	10	12	Total	
0	99.1	98.2	94.5	95.0	96.9	
1-2	0.3	0.9	2.2	1.8	1.2	
3-5	0.0	0.3	1.6	1.6	0.8	
6-9	0.2	0.3	0.3	0.3	0.3	
10-19	0.0	0.2	0.8	0.2	0.3	
20-39	0.0	0.1	0.0	0.2	0.1	
40	0.3	0.1	0.5	1.0	0.4	
N of Valid	937	1084	914	619	3554	
N of Miss	82	65	73	88	308	

Table 172: On how many occasions have you taken non-prescription medicines such as diet pills (for example, Dietac, Dexatrim or Prolamine), stay-awake pills (for example No-Doz, Vivarin, or Wake), or cough or cold medicines (robos, DXM, etc.) to get high during the past 30 days?








Response	6	8	10	12	Total	
0	99.8	99.1	97.4	99.0	98.8	
1-2	0.0	0.6	1.5	0.5	0.7	
3-5	0.2	0.3	0.2	0.2	0.2	
6-9	0.0	0.0	0.4	0.2	0.1	
10-19	0.0	0.0	0.2	0.2	0.1	
20-39	0.0	0.0	0.1	0.0	0.0	
40	0.0	0.0	0.1	0.0	0.0	
N of Valid	940	1083	913	617	3553	
N of Miss	79	66	74	90	309	

Table 173: On how many occasions have you been drunk or very high from drinking alcoholic beverages during the past 30 days?








Response	6	8	10	12	Total	
0	99.9	97.8	90.0	85.5	94.2	
1-2	0.1	1.5	5.1	7.2	3.0	
3-5	0.0	0.3	2.4	3.6	1.3	
6-9	0.0	0.3	1.3	1.6	0.7	
10-19	0.0	0.0	0.6	1.3	0.4	
20-39	0.0	0.0	0.2	0.7	0.2	
40	0.0	0.2	0.4	0.2	0.2	
N of Valid	933	1080	908	615	3536	
N of Miss	86	69	79	92	326	

Table 174: On how many occasions have you drunk flavored alcoholic beverages, sometimes called 'alcopops' (like Mike's Hard Lemonade, Smirnoff Ice, Bacardi Breezers, etc.) in your lifetime?








Response	6	8	10	12	Total	
0	98.4	90.5	76.2	67.6	84.9	
1-2	1.0	5.3	8.2	8.3	5.4	
3-5	0.3	2.0	5.5	6.0	3.2	
6-9	0.2	1.0	4.8	5.2	2.5	
10-19	0.1	0.6	2.2	6.8	1.9	
20-39	0.0	0.4	1.2	2.6	0.9	
40	0.0	0.3	1.9	3.6	1.2	
N of Valid	937	1085	911	617	3550	
N of Miss	82	64	76	90	312	

Table 175: On how many occasions have you drunk flavored alcoholic beverages, sometimes called 'alcopops' (like Mike's Hard Lemonade, Smirnoff Ice, Bacardi Breezers, etc.) during the past 30 days?








Response	6	8	10	12	Total	
0	99.9	96.6	88.4	85.8	93.5	
1-2	0.1	2.4	6.6	7.0	3.7	
3-5	0.0	0.6	2.5	3.9	1.5	
6-9	0.0	0.4	1.5	1.5	0.8	
10-19	0.0	0.1	0.8	1.6	0.5	
20-39	0.0	0.0	0.1	0.2	0.1	
40	0.0	0.0	0.1	0.2	0.1	
N of Valid	941	1083	915	618	3557	
N of Miss	78	66	72	89	305	

Table 176: If you used prescription drugs or over the counter drugs without a doctor telling you to use it or for the purpose of getting high, where did you get these drugs? - Did not use



Response	6	8	10	12	Total	
No	9.4	9.5	19.5	23.5	14.6	
Yes	90.6	90.5	80.5	76.5	85.4	
N of Valid	1019	1149	987	707	3862	
N of Miss	0	0	0	0	0	

Table 177: If you used prescription drugs or over the counter drugs without a doctor telling you to use it or for the purpose of getting high, where did you get these drugs? - Bought or took from store or shop



Response	6	8	10	12	Total	
No	99.8	99.7	98.7	98.9	99.3	
Yes	0.2	0.3	1.3	1.1	0.7	
N of Valid	1019	1149	987	707	3862	
N of Miss	0	0	0	0	0	

Table 178: If you used prescription drugs or over the counter drugs without a doctor telling you to use it or for the purpose of getting high, where did you get these drugs? -  
Got from parents with permission



Response	6	8	10	12	Total	
No	99.5	99.6	98.3	99.2	99.1	
Yes	0.5	0.4	1.7	0.8	0.9	
N of Valid	1019	1149	987	707	3862	
N of Miss	0	0	0	0	0	

Table 179: If you used prescription drugs or over the counter drugs without a doctor telling you to use it or for the purpose of getting high, where did you get these drugs? -  
Got from home without permission



Response	6	8	10	12	Total	
No	99.9	99.0	98.6	98.7	99.1	
Yes	0.1	1.0	1.4	1.3	0.9	
N of Valid	1019	1149	987	707	3862	
N of Miss	0	0	0	0	0	

Table 180: If you used prescription drugs or over the counter drugs without a doctor telling you to use it or for the purpose of getting high, where did you get these drugs? -  
Got from relative with permission



Response	6	8	10	12	Total	
No	99.9	99.4	99.8	99.4	99.6	
Yes	0.1	0.6	0.2	0.6	0.4	
N of Valid	1019	1149	987	707	3862	
N of Miss	0	0	0	0	0	

Table 181: If you used prescription drugs or over the counter drugs without a doctor telling you to use it or for the purpose of getting high, where did you get these drugs? -  
Got from relative without permission



Response	6	8	10	12	Total	
No	99.8	99.7	99.4	99.9	99.7	
Yes	0.2	0.3	0.6	0.1	0.3	
N of Valid	1019	1149	987	707	3862	
N of Miss	0	0	0	0	0	

Table 182: If you used prescription drugs or over the counter drugs without a doctor telling you to use it or for the purpose of getting high, where did you get these drugs? -  
Got from friend's home with permission



Response	6	8	10	12	Total	
No	99.9	99.6	98.7	99.2	99.4	
Yes	0.1	0.4	1.3	0.8	0.6	
N of Valid	1019	1149	987	707	3862	
N of Miss	0	0	0	0	0	

Table 183: If you used prescription drugs or over the counter drugs without a doctor telling you to use it or for the purpose of getting high, where did you get these drugs? -  
Got from friend's home without permission



Response	6	8	10	12	Total	
No	99.8	99.8	99.6	99.6	99.7	
Yes	0.2	0.2	0.4	0.4	0.3	
N of Valid	1019	1149	987	707	3862	
N of Miss	0	0	0	0	0	

Table 184: If you used prescription drugs or over the counter drugs without a doctor telling you to use it or for the purpose of getting high, where did you get these drugs? -  
Got from friend at school



Response	6	8	10	12	Total	
No	99.9	99.5	98.3	99.3	99.2	
Yes	0.1	0.5	1.7	0.7	0.8	
N of Valid	1019	1149	987	707	3862	
N of Miss	0	0	0	0	0	

Table 185: If you used prescription drugs or over the counter drugs without a doctor telling you to use it or for the purpose of getting high, where did you get these drugs? -  
Got from friend at party



Response	6	8	10	12	Total	
No	99.9	99.6	98.9	98.6	99.3	
Yes	0.1	0.4	1.1	1.4	0.7	
N of Valid	1019	1149	987	707	3862	
N of Miss	0	0	0	0	0	

Table 186: If you used prescription drugs or over the counter drugs without a doctor telling you to use it or for the purpose of getting high, where did you get these drugs? -  
Got from friend, elsewhere



Response	6	8	10	12	Total	
No	99.9	99.0	96.7	96.3	98.1	
Yes	0.1	1.0	3.3	3.7	1.9	
N of Valid	1019	1149	987	707	3862	
N of Miss	0	0	0	0	0	

Table 187: If you used prescription drugs or over the counter drugs without a doctor telling you to use it or for the purpose of getting high, where did you get these drugs? -  
Got from internet sale



Response	6	8	10	12	Total	
No	99.9	99.8	99.6	99.9	99.8	
Yes	0.1	0.2	0.4	0.1	0.2	
N of Valid	1019	1149	987	707	3862	
N of Miss	0	0	0	0	0	

Table 188: During the last month, about how many marijuana cigarettes, or the equivalent, did you smoke a day, on the average?








Response	6	8	10	12	Total	
None	99.9	97.4	90.6	89.1	94.9	
Less than 1 a day	0.1	0.8	3.6	5.3	2.1	
1 a day	0.0	0.8	1.3	0.8	0.7	
2-3 a day	0.0	0.5	2.2	2.0	1.0	
4-6 a day	0.0	0.2	1.1	1.7	0.6	
7-10 a day	0.0	0.2	0.6	0.2	0.2	
11 or more a day	0.0	0.1	0.6	1.0	0.3	
N of Valid	951	1079	892	603	3525	
N of Miss	68	70	95	104	337	



Table 189: How wrong do your friends feel it would be for YOU to: have one or two drinks of an alcoholic beverage nearly every day?

Response	6	8	10	12	Total	
Very wrong	85.3	71.5	46.9	39.2	63.5	
Wrong	10.7	16.0	25.2	25.3	18.5	
A little bit wrong	3.2	7.8	17.2	20.0	11.0	
Not at all wrong	0.8	4.6	10.6	15.5	7.0	
N of Valid	947	1079	893	600	3519	
N of Miss	72	70	94	107	343	

Table 190: How wrong do your friends feel it would be for YOU to: smoke tobacco?

Response	6	8	10	12	Total	
Very wrong	90.8	76.3	54.0	46.3	69.4	
Wrong	5.9	14.1	24.1	22.2	15.8	
A little bit wrong	2.6	6.3	13.2	13.8	8.4	
Not at all wrong	0.7	3.3	8.7	17.7	6.4	
N of Valid	939	1075	893	600	3507	
N of Miss	80	74	94	107	355	

Table 191: How wrong do your friends feel it would be for YOU to: smoke marijuana?

Response	6	8	10	12	Total	
Very wrong	92.4	77.0	51.0	46.1	69.3	
Wrong	4.7	10.0	19.5	16.5	12.1	
A little bit wrong	1.7	6.3	13.9	16.5	8.7	
Not at all wrong	1.3	6.7	15.6	21.0	10.0	
N of Valid	943	1070	889	595	3497	
N of Miss	76	79	98	112	365	

Table 192: How wrong do your friends feel it would be for YOU to: use prescription drugs not prescribed to you?

Response	6	8	10	12	Total	
Very wrong	90.0	80.9	62.7	61.1	75.3	
Wrong	6.7	11.3	20.2	19.9	13.8	
A little bit wrong	2.0	4.3	10.7	10.2	6.3	
Not at all wrong	1.3	3.5	6.4	8.7	4.5	
N of Valid	942	1068	889	597	3496	
N of Miss	77	81	98	110	366	

Table 193: How wrong would most adults (over 21) in your neighborhood think it is for kids your age: to use marijuana?

Response	6	8	10	12	Total	
Very wrong	90.8	82.5	67.6	65.7	78.1	
Wrong	6.6	11.0	18.6	19.4	13.2	
A little bit wrong	1.4	5.0	9.7	9.5	6.0	
Not at all wrong	1.3	1.6	4.1	5.4	2.8	
N of Valid	941	1066	887	597	3491	
N of Miss	78	83	100	110	371	

Table 194: How wrong would most adults (over 21) in your neighborhood think it is for kids your age: to drink alcohol?

Response	6	8	10	12	Total	
Very wrong	84.9	78.9	60.0	56.2	71.8	
Wrong	9.8	12.9	22.3	21.6	15.9	
A little bit wrong	3.5	5.8	12.7	14.4	8.4	
Not at all wrong	1.8	2.3	5.0	7.7	3.8	
N of Valid	933	1064	887	596	3480	
N of Miss	86	85	100	111	382	

Table 195: How wrong would most adults (over 21) in your neighborhood think it is for kids your age: to smoke cigarettes?

Response	6	8	10	12	Total	
Very wrong	85.8	81.1	66.0	56.2	74.3	
Wrong	9.1	12.3	20.2	22.0	15.1	
A little bit wrong	2.7	4.6	9.6	13.5	6.9	
Not at all wrong	2.5	2.0	4.3	8.3	3.8	
N of Valid	934	1061	888	591	3474	
N of Miss	85	88	99	116	388	

Table 196: How much do each of the following statements describe your neighborhood? crime and/or drug selling

Response	6	8	10	12	Total	
NO!	82.9	74.8	67.9	66.7	73.9	
no	9.7	16.2	21.5	22.4	16.8	
yes	5.0	7.0	8.1	9.0	7.1	
YES!	2.4	2.0	2.6	1.9	2.2	
N of Valid	940	1060	881	588	3469	
N of Miss	79	89	106	119	393	

Table 197: How much do each of the following statements describe your neighborhood? fights

Response	6	8	10	12	Total	
NO!	69.5	70.1	66.7	67.4	68.6	
no	14.7	17.8	22.4	24.1	19.2	
yes	9.7	9.0	8.2	6.7	8.6	
YES!	6.1	3.1	2.6	1.9	3.6	
N of Valid	939	1060	878	586	3463	
N of Miss	80	89	109	121	399	

Table 198: How much do each of the following statements describe your neighborhood? lots of empty or abandoned buildings

Response	6	8	10	12	Total	
NO!	77.5	75.4	70.0	69.7	73.6	
no	15.0	18.3	22.9	25.4	19.8	
yes	5.6	4.6	5.8	3.9	5.1	
YES!	1.9	1.6	1.3	1.0	1.5	
N of Valid	933	1058	878	587	3456	
N of Miss	86	91	109	120	406	

Table 199: How much do each of the following statements describe your neighborhood? lots of graffiti

Response	6	8	10	12	Total	
NO!	84.2	81.1	75.6	75.7	79.6	
no	12.5	16.0	21.3	22.4	17.5	
yes	1.9	2.0	2.4	1.2	1.9	
YES!	1.4	0.9	0.7	0.7	0.9	
N of Valid	911	1053	873	585	3422	
N of Miss	108	96	114	122	440	

Table 200: I feel safe in my neighborhood.

Response	6	8	10	12	Total	
NO!	8.7	5.8	8.0	8.3	7.6	
no	6.3	7.8	7.6	7.0	7.2	
yes	26.6	29.7	35.4	33.2	30.9	
YES!	58.4	56.7	48.9	51.4	54.3	
N of Valid	942	1060	883	587	3472	
N of Miss	77	89	104	120	390	

Table 201: If a kid smoked marijuana in your neighborhood would he or she be caught by the police?

Response	6	8	10	12	Total	
NO!	11.0	11.9	17.7	22.4	14.9	
no	12.7	29.0	42.1	44.9	30.6	
yes	31.5	34.3	27.1	22.0	29.6	
YES!	44.8	24.8	13.1	10.8	24.8	
N of Valid	927	1039	875	586	3427	
N of Miss	92	110	112	121	435	

Table 202: If a kid drank some beer, wine or hard liquor (for example, vodka, whiskey, or gin) in your neighborhood would he or she be caught by the police?

Response	6	8	10	12	Total	
NO!	12.8	14.7	23.1	28.5	18.7	
no	18.6	34.3	48.1	48.5	36.0	
yes	31.4	31.1	19.1	14.9	25.4	
YES!	37.2	19.9	9.6	8.1	19.9	
N of Valid	920	1039	873	583	3415	
N of Miss	99	110	114	124	447	

Table 203: If a kid carried a handgun in your neighborhood would he or she be caught by the police?

Response	6	8	10	12	Total	
NO!	10.7	12.0	17.6	19.4	14.3	
no	11.4	21.5	32.0	35.7	23.9	
yes	29.0	30.7	29.5	27.6	29.4	
YES!	48.9	35.7	20.9	17.3	32.3	
N of Valid	916	1041	871	583	3411	
N of Miss	103	108	116	124	451	

Table 204: If you wanted to get some cigarettes, how easy would it be for you to get some?

Response	6	8	10	12	Total	
Very hard	81.6	60.3	37.9	22.5	53.7	
Sort of hard	8.0	16.5	16.3	9.7	13.0	
Sort of easy	5.6	13.8	20.3	17.0	13.8	
Very easy	4.8	9.4	25.5	50.9	19.4	
N of Valid	898	1035	869	578	3380	
N of Miss	121	114	118	129	482	

Table 205: If you wanted to get some beer, wine or hard liquor (for example, vodka, whiskey, or gin), how easy would it be for you to get some?

Response	6	8	10	12	Total	
Very hard	77.4	57.2	33.6	24.0	50.8	
Sort of hard	8.8	14.0	16.9	12.4	13.1	
Sort of easy	7.1	16.5	23.9	26.6	17.6	
Very easy	6.7	12.4	25.6	37.0	18.5	
N of Valid	891	1027	863	579	3360	
N of Miss	128	122	124	128	502	

Table 206: If you wanted to get a drug like cocaine, LSD, or amphetamines, how easy would it be for you to get some?

Response	6	8	10	12	Total	
Very hard	94.8	88.2	69.6	59.5	80.2	
Sort of hard	3.3	6.3	16.4	21.4	10.7	
Sort of easy	1.1	3.9	7.4	9.0	4.9	
Very easy	0.8	1.6	6.6	10.2	4.1	
N of Valid	887	1026	866	580	3359	
N of Miss	132	123	121	127	503	

Table 207: If you wanted to get a handgun, how easy would it be for you to get one?





Response	6	8	10	12	Total	
Very hard	76.4	65.7	55.1	46.6	62.5	
Sort of hard	10.7	12.4	16.8	18.7	14.2	
Sort of easy	7.3	11.2	12.9	13.3	11.0	
Very easy	5.5	10.7	15.2	21.4	12.3	
N of Valid	887	1029	862	579	3357	
N of Miss	132	120	125	128	505	

Table 208: If you wanted to get some marijuana, how easy would it be for you to get some?





Response	6	8	10	12	Total	
Very hard	91.0	76.8	47.0	32.9	65.4	
Sort of hard	4.4	9.0	11.1	13.8	9.2	
Sort of easy	2.3	7.1	16.5	19.3	10.3	
Very easy	2.4	7.1	25.3	34.0	15.1	
N of Valid	885	1028	861	574	3348	
N of Miss	134	121	126	133	514	

Table 209: If you wanted to get prescription drugs for the purpose of getting high, how easy would it be for you to get some?





Response	6	8	10	12	Total	
Very hard	84.4	68.0	48.4	39.5	62.4	
Sort of hard	5.5	10.9	13.8	16.6	11.2	
Sort of easy	4.9	10.9	16.6	19.6	12.3	
Very easy	5.2	10.2	21.2	24.3	14.1	
N of Valid	884	1027	863	577	3351	
N of Miss	135	122	124	130	511	

Table 210: If you wanted to get synthetic marijuana such as K2 or chemical products such as bath salts to get high, how easy would it be for you to get some?





Response	6	8	10	12	Total	
Very hard	93.6	86.0	67.9	58.1	78.6	
Sort of hard	3.0	7.2	14.6	19.7	10.1	
Sort of easy	1.7	4.2	8.8	11.0	5.9	
Very easy	1.7	2.5	8.7	11.3	5.4	
N of Valid	893	1025	862	575	3355	
N of Miss	126	124	125	132	507	

Table 211: If you wanted to get steroids to use or to enhance athletic performance, how easy would it be for you to get some?





Response	6	8	10	12	Total	
Very hard	91.1	85.8	69.5	62.0	78.9	
Sort of hard	5.0	8.2	16.1	19.9	11.4	
Sort of easy	2.4	3.8	7.7	8.5	5.2	
Very easy	1.6	2.2	6.7	9.6	4.5	
N of Valid	884	1025	861	574	3344	
N of Miss	135	124	126	133	518	

Table 212: If you wanted to get e-cigarettes, e-cigars, or e-hookahs, how easy would it be for you to get some?





Response	6	8	10	12	Total	
Very hard	87.5	75.4	48.6	32.3	64.3	
Sort of hard	5.8	7.9	10.3	12.4	8.8	
Sort of easy	3.1	8.2	16.6	15.4	10.3	
Very easy	3.6	8.4	24.4	40.0	16.7	
N of Valid	882	1020	860	573	3335	
N of Miss	137	129	127	134	527	



Table 213: During the past 12 months, have you participated in any alcohol prevention programs or seen any alcohol prevention messages in your school or community? Yes, a school-based program focused on preventing underage drinking and/or drinking and driving.



Response	6	8	10	12	Total	
No	63.5	67.4	81.0	80.9	72.3	
Yes	36.5	32.6	19.0	19.1	27.7	
N of Valid	1019	1149	987	707	3862	
N of Miss	0	0	0	0	0	

Table 214: During the past 12 months, have you participated in any alcohol prevention programs or seen any alcohol prevention messages in your school or community? Yes, a community-based program focused on preventing underage drinking and/or drinking and driving (for example, through your church or temple or through youth groups like Boys and Girls Club or 4-H).



Response	6	8	10	12	Total	
No	90.9	91.8	94.0	95.5	92.8	
Yes	9.1	8.2	6.0	4.5	7.2	
N of Valid	1019	1149	987	707	3862	
N of Miss	0	0	0	0	0	

Table 215: During the past 12 months, have you participated in any alcohol prevention programs or seen any alcohol prevention messages in your school or community? Yes, a media campaign addressing underage drinking and/or drinking and driving (for example, newspaper ads, posters, pamphlets, radio, TV).



Response	6	8	10	12	Total	
No	91.4	89.6	91.5	93.4	91.2	
Yes	8.6	10.4	8.5	6.6	8.8	
N of Valid	1019	1149	987	707	3862	
N of Miss	0	0	0	0	0	

Table 216: During the past 12 months, have you participated in any alcohol prevention programs or seen any alcohol prevention messages in your school or community? No



Response	6	8	10	12	Total	
No	56.7	52.9	42.1	45.3	49.8	
Yes	43.3	47.1	57.9	54.7	50.2	
N of Valid	1019	1149	987	707	3862	
N of Miss	0	0	0	0	0	

Table 217: How wrong do your parents feel it would be for YOU to: have one or two drinks of an alcoholic beverage nearly every day?





Response	6	8	10	12	Total	
Very wrong	93.2	90.1	81.2	73.9	85.9	
Wrong	4.7	6.2	12.4	16.5	9.1	
A little bit wrong	1.3	3.1	4.9	8.1	3.9	
Not at all wrong	0.8	0.7	1.5	1.5	1.0	
N of Valid	931	1056	872	582	3441	
N of Miss	88	93	115	125	421	

Table 218: How wrong do your parents feel it would be for YOU to: smoke tobacco?





Response	6	8	10	12	Total	
Very wrong	95.7	93.8	85.6	78.7	89.7	
Wrong	3.1	4.3	10.3	12.7	6.9	
A little bit wrong	0.6	1.2	2.7	4.1	1.9	
Not at all wrong	0.5	0.7	1.4	4.5	1.5	
N of Valid	924	1056	874	583	3437	
N of Miss	95	93	113	124	425	

Table 219: How wrong do your parents feel it would be for YOU to: smoke marijuana?





Response	6	8	10	12	Total	
Very wrong	97.6	93.4	84.8	81.1	90.3	
Wrong	1.8	3.7	7.0	9.9	5.1	
A little bit wrong	0.5	1.4	4.9	5.5	2.8	
Not at all wrong	0.1	1.4	3.2	3.4	1.9	
N of Valid	914	1050	871	583	3418	
N of Miss	105	99	116	124	444	

Table 220: How wrong do your parents feel it would be for YOU to: use prescription drugs not prescribed to you?





Response	6	8	10	12	Total	
Very wrong	96.1	93.1	88.2	88.7	91.9	
Wrong	2.5	3.9	7.5	7.1	5.0	
A little bit wrong	1.0	1.6	2.5	2.4	1.8	
Not at all wrong	0.4	1.3	1.7	1.7	1.3	
N of Valid	919	1047	868	577	3411	
N of Miss	100	102	119	130	451	

Table 221: How wrong do your parents feel it would be for YOU to: steal something worth more than \$5?





Response	6	8	10	12	Total	
Very wrong	89.3	87.6	83.9	88.6	87.3	
Wrong	8.4	9.3	11.9	8.8	9.7	
A little bit wrong	1.8	2.7	3.2	1.6	2.4	
Not at all wrong	0.4	0.5	0.9	1.0	0.7	
N of Valid	925	1053	872	579	3429	
N of Miss	94	96	115	128	433	

Table 222: How wrong do your parents feel it would be for YOU to: draw graffiti, write things, or draw pictures on buildings or other property (without the owner's permission)?





Response	6	8	10	12	Total	
Very wrong	92.7	87.6	83.5	85.7	87.6	
Wrong	5.2	8.8	11.6	10.5	8.8	
A little bit wrong	1.5	2.4	3.7	2.6	2.5	
Not at all wrong	0.5	1.2	1.3	1.2	1.0	
N of Valid	919	1058	872	581	3430	
N of Miss	100	91	115	126	432	

Table 223: How wrong do your parents feel it would be for YOU to: pick a fight with someone?





Response	6	8	10	12	Total	
Very wrong	75.9	69.2	65.0	65.9	69.4	
Wrong	16.3	18.9	23.2	18.7	19.3	
A little bit wrong	6.4	9.8	9.2	12.1	9.1	
Not at all wrong	1.4	2.1	2.6	3.3	2.3	
N of Valid	921	1051	872	578	3422	
N of Miss	98	98	115	129	440	

Table 224: During the past 12 months, have you talked with at least one of your parents about the dangers of underage drinking and/or drinking and driving? By parents, we mean either your biological parents, adoptive parents, stepparents, or adult guardians - whether or not they live with you.



Response	6	8	10	12	Total	
No	45.0	50.0	59.2	55.4	51.9	
Yes	55.0	50.0	40.8	44.6	48.1	
N of Valid	905	1030	853	570	3358	
N of Miss	114	119	134	137	504	

Table 225: The rules in my family are clear.





Response	6	8	10	12	Total	
NO!	3.2	2.0	3.3	3.8	3.0	
no	5.2	5.9	5.9	4.2	5.4	
yes	25.0	26.8	38.6	42.4	32.0	
YES!	66.6	65.3	52.2	49.7	59.7	
N of Valid	920	1040	869	578	3407	
N of Miss	99	109	118	129	455	

Table 226: People in my family have serious arguments about the same things, and often insult or yell at each other.

Response	6	8	10	12	Total	
NO!	39.7	33.8	26.5	26.2	32.2	
no	33.4	36.1	42.0	41.3	37.8	
yes	17.0	21.5	21.2	21.5	20.2	
YES!	9.9	8.6	10.4	10.9	9.8	
N of Valid	912	1038	869	576	3395	
N of Miss	107	111	118	131	467	

Table 227: When I am not at home, one of my parents knows where I am and who I am with.

Response	6	8	10	12	Total	
NO!	3.5	3.0	4.7	6.3	4.1	
no	3.5	3.4	6.9	9.7	5.4	
yes	21.7	26.9	35.7	39.1	29.8	
YES!	71.4	66.8	52.6	44.9	60.7	
N of Valid	926	1041	868	575	3410	
N of Miss	93	108	119	132	452	

Table 228: My family has clear rules about alcohol and drug use.

Response	6	8	10	12	Total	
NO!	4.0	2.2	5.0	5.2	3.9	
no	4.9	6.7	10.3	8.9	7.5	
yes	13.0	20.8	28.7	34.6	23.1	
YES!	78.2	70.3	56.1	51.3	65.5	
N of Valid	907	1034	867	575	3383	
N of Miss	112	115	120	132	479	

Table 229: If you skipped school would you be caught by your parents?

Response	6	8	10	12	Total
NO!	3.7	4.1	6.5	6.1	4.9
no	3.7	7.5	12.6	18.1	9.6
yes	14.5	23.6	30.1	36.3	25.0
YES!	78.1	64.8	50.8	39.5	60.5
N of Valid	917	1034	863	575	3389
N of Miss	102	115	124	132	473

Table 230: My parents ask if I've gotten my homework done.

Response	6	8	10	12	Total
NO!	2.8	5.3	8.2	10.1	6.2
no	5.3	11.9	17.9	22.6	13.5
yes	22.2	29.2	33.5	33.2	29.1
YES!	69.6	53.6	40.3	34.2	51.3
N of Valid	918	1038	865	576	3397
N of Miss	101	111	122	131	465

Table 231: Would your parents know if you did not come home on time?

Response	6	8	10	12	Total
NO!	2.9	3.3	5.0	7.5	4.3
no	5.7	7.6	10.7	10.4	8.3
yes	18.8	24.7	31.2	37.2	26.9
YES!	72.6	64.5	53.1	44.9	60.5
N of Valid	917	1033	861	575	3386
N of Miss	102	116	126	132	476

Table 232: Do you know how to properly dispose of leftover prescription drugs?



Response	6	8	10	12	Total	
No	74.6	71.8	64.0	63.1	69.0	
Yes	25.4	28.2	36.0	36.9	31.0	
N of Valid	873	1002	845	561	3281	
N of Miss	146	147	142	146	581	

Table 233: Have any of your brothers or sisters ever: drunk beer, wine or hard liquor (for example, vodka, whiskey or gin)?




Response	6	8	10	12	Total	
No	81.3	65.4	51.3	46.9	63.0	
Yes	14.8	30.5	44.1	46.6	32.5	
I don't have any brothers or sisters	3.9	4.1	4.6	6.5	4.6	
N of Valid	906	1041	862	571	3380	
N of Miss	113	108	125	136	482	

Table 234: Have any of your brothers or sisters ever: smoked marijuana?




Response	6	8	10	12	Total	
No	92.4	82.9	68.0	62.4	78.2	
Yes	3.8	13.1	27.1	31.1	17.2	
I don't have any brothers or sisters	3.8	4.0	4.9	6.5	4.6	
N of Valid	897	1037	856	569	3359	
N of Miss	122	112	131	138	503	

Table 235: Have any of your brothers or sisters ever: smoked cigarettes?




Response	6	8	10	12	Total	
No	84.1	76.2	67.0	60.4	73.3	
Yes	12.0	19.9	28.0	33.2	22.1	
I don't have any brothers or sisters	4.0	3.9	5.0	6.4	4.6	
N of Valid	903	1033	855	566	3357	
N of Miss	116	116	132	141	505	

Table 236: Have any of your brothers or sisters ever: taken a handgun to school?




Response	6	8	10	12	Total	
No	95.5	95.1	93.5	91.9	94.3	
Yes	0.7	1.0	1.6	1.4	1.1	
I don't have any brothers or sisters	3.8	4.0	4.9	6.7	4.6	
N of Valid	898	1033	858	568	3357	
N of Miss	121	116	129	139	505	

Table 237: Have any of your brothers or sisters ever: been suspended or expelled from school?




Response	6	8	10	12	Total	
No	79.3	76.2	68.8	69.7	74.0	
Yes	16.8	19.9	26.6	24.0	21.5	
I don't have any brothers or sisters	3.9	3.9	4.7	6.3	4.5	
N of Valid	894	1031	858	571	3354	
N of Miss	125	118	129	136	508	

Table 238: Have any of your brothers or sisters ever: used e-cigarettes, e-cigars or e-hookahs?




Response	6	8	10	12	Total	
No	90.5	81.1	71.3	67.7	78.8	
Yes	5.8	14.9	24.0	25.7	16.6	
I don't have any brothers or sisters	3.7	4.1	4.7	6.5	4.5	
N of Valid	896	1030	854	567	3347	
N of Miss	123	119	133	140	515	

Table 239: Have any of your brothers or sisters ever: used prescription drugs not prescribed to him/her?




Response	6	8	10	12	Total	
No	93.7	88.6	80.0	79.8	86.3	
Yes	2.5	7.6	15.4	13.9	9.3	
I don't have any brothers or sisters	3.8	3.8	4.6	6.3	4.4	
N of Valid	894	1027	855	568	3344	
N of Miss	125	122	132	139	518	



Table 240: Have you changed homes in the past year (the last 12 months)?



Response	6	8	10	12	Total	
No	71.8	72.8	76.0	80.5	74.6	
Yes	28.2	27.2	24.0	19.5	25.4	
N of Valid	924	1046	861	580	3411	
N of Miss	95	103	126	127	451	

Table 241: How many times have you changed homes since kindergarten?






Response	6	8	10	12	Total	
Never	32.9	29.3	25.3	28.1	29.1	
1 or 2 times	34.5	35.2	32.7	29.8	33.5	
3 or 4 times	18.8	18.8	20.1	19.4	19.3	
5 or 6 times	8.2	8.2	11.2	13.0	9.8	
7 or more times	5.5	8.4	10.7	9.7	8.4	
N of Valid	902	1036	860	577	3375	
N of Miss	117	113	127	130	487	

Table 242: Have you changed schools (including changing from elementary to middle and middle to high school) in the past year?



Response	6	8	10	12	Total	
No	61.7	62.7	54.4	81.3	63.5	
Yes	38.3	37.3	45.6	18.7	36.5	
N of Valid	904	1025	854	577	3360	
N of Miss	115	124	133	130	502	

Table 243: How many times have you changed schools since kindergarten (including changing from elementary to middle and middle to high school)?






Response	6	8	10	12	Total	
Never	32.5	21.5	24.4	27.6	26.2	
1 or 2 times	40.3	36.3	26.2	23.4	32.6	
3 or 4 times	19.1	28.3	27.4	29.5	25.8	
5 or 6 times	5.7	8.1	14.7	12.8	9.9	
7 or more times	2.4	5.8	7.3	6.6	5.4	
N of Valid	911	1038	860	576	3385	
N of Miss	108	111	127	131	477	

Table 244: Has anyone in your family ever had severe alcohol or drug problems?



Response	6	8	10	12	Total	
No	73.8	67.1	57.1	55.1	64.3	
Yes	26.2	32.9	42.9	44.9	35.7	
N of Valid	905	1034	860	579	3378	
N of Miss	114	115	127	128	484	

Table 245: About how many adults (over 21) have you known personally who in the past year have: used marijuana, crack, cocaine, or other drugs?






Response	6	8	10	12	Total	
0	79.6	69.4	56.0	51.4	65.7	
1	12.0	13.3	15.3	14.5	13.7	
2	3.4	8.1	12.3	13.8	8.9	
3-4	1.9	4.5	6.6	8.8	5.1	
5	3.1	4.6	9.7	11.4	6.7	
N of Valid	908	1036	860	578	3382	
N of Miss	111	113	127	129	480	

Table 246: About how many adults (over 21) have you known personally who in the past year have: sold or dealt drugs?






Response	6	8	10	12	Total	
0	88.2	81.7	70.4	68.8	78.3	
1	7.6	9.1	12.2	10.7	9.8	
2	2.0	4.6	7.3	10.2	5.6	
3-4	1.2	1.9	4.0	4.9	2.8	
5	1.0	2.7	6.1	5.4	3.6	
N of Valid	905	1036	858	577	3376	
N of Miss	114	113	129	130	486	

Table 247: About how many adults (over 21) have you known personally who in the past year have: done other things that could get them in trouble with the police, like stealing, selling stolen goods, mugging or assaulting others, etc.?






Response	6	8	10	12	Total	
0	85.6	77.5	67.7	65.6	75.1	
1	8.4	10.5	12.8	12.7	10.9	
2	2.8	4.5	6.7	9.7	5.5	
3-4	1.7	3.2	5.3	4.7	3.6	
5	1.6	4.3	7.6	7.3	4.9	
N of Valid	901	1035	857	576	3369	
N of Miss	118	114	130	131	493	

Table 248: About how many adults (over 21) have you known personally who in the past year have: gotten drunk or high?






Response	6	8	10	12	Total	
0	65.4	48.3	35.1	33.4	47.0	
1	18.3	20.7	19.7	13.1	18.5	
2	6.2	9.9	13.6	12.3	10.3	
3-4	4.3	6.6	10.0	12.6	7.9	
5	5.8	14.5	21.6	28.5	16.4	
N of Valid	902	1030	858	578	3368	
N of Miss	117	119	129	129	494	

Table 249: Have you seen or heard information about underage drinking in the past 12 months from the following sources? Radio



Response	6	8	10	12	Total	
No	61.5	56.8	64.3	55.5	59.8	
Yes	38.5	43.2	35.7	44.5	40.2	
N of Valid	916	1042	875	586	3419	
N of Miss	103	107	112	121	443	

Table 250: Have you seen or heard information about underage drinking in the past 12 months from the following sources? TV.



Response	6	8	10	12	Total	
No	35.5	29.6	35.1	37.0	33.8	
Yes	64.5	70.4	64.9	63.0	66.2	
N of Valid	910	1038	873	583	3404	
N of Miss	109	111	114	124	458	

Table 251: Have you seen or heard information about underage drinking in the past 12 months from the following sources? Print. This includes information on underage drinking you may have seen in the newspaper, on a billboard, in pamphlets, on stickers, etc.



Response	6	8	10	12	Total	
No	56.9	46.0	56.2	48.4	51.9	
Yes	43.1	54.0	43.8	51.6	48.1	
N of Valid	904	1041	872	581	3398	
N of Miss	115	108	115	126	464	

Table 252: Have you seen or heard information about underage drinking in the past 12 months from the following sources? Website or social media? (Facebook, Myspace, website, etc.)



Response	6	8	10	12	Total	
No	50.8	39.6	43.6	39.6	43.6	
Yes	49.2	60.4	56.4	60.4	56.4	
N of Valid	905	1038	872	584	3399	
N of Miss	114	111	115	123	463	

Table 253: The next questions ask about your opinions of the information you saw or heard. If you have seen or heard more than one ad, please think about your favorite ad when answering these questions. The information about underage drinking that I saw or heard was convincing.






Response	6	8	10	12	Total	
NO!	26.5	16.6	17.7	16.8	19.5	
no	6.0	12.6	21.4	21.4	14.7	
yes	17.2	28.6	30.6	32.2	26.8	
YES!	26.1	23.8	13.4	11.8	19.6	
I have not seen or heard any ads about underage drinking in the past 12 months.	24.3	18.3	16.9	17.7	19.4	
N of Valid	873	1028	865	583	3349	
N of Miss	146	121	122	124	513	

Table 254: The next questions ask about your opinions of the information you saw or heard. If you have seen or heard more than one ad, please think about your favorite ad when answering these questions. The information about underage drinking that I saw or heard grabbed my attention.






Response	6	8	10	12	Total	
NO!	23.9	15.8	17.2	15.6	18.2	
no	12.0	15.2	25.8	25.4	18.9	
yes	15.9	27.6	24.9	30.4	24.3	
YES!	24.9	23.6	14.6	12.2	19.6	
I have not seen or heard any ads about underage drinking in the past 12 months.	23.4	17.8	17.5	16.5	18.9	
N of Valid	876	1025	864	583	3348	
N of Miss	143	124	123	124	514	

Table 255: The next questions ask about your opinions of the information you saw or heard. If you have seen or heard more than one ad, please think about your favorite ad when answering these questions. The information about underage drinking that I saw or heard said something important to me.






Response	6	8	10	12	Total	
NO!	22.6	16.2	17.6	16.5	18.3	
no	8.1	17.9	29.2	27.2	19.9	
yes	15.7	23.0	20.8	26.2	21.1	
YES!	28.8	24.6	14.5	14.1	21.2	
I have not seen or heard any ads about underage drinking in the past 12 months.	24.8	18.3	17.9	16.0	19.5	
N of Valid	866	1026	862	581	3335	
N of Miss	153	123	125	126	527	

Table 256: The next questions ask about your opinions of the information you saw or heard. If you have seen or heard more than one ad, please think about your favorite ad when answering these questions. Seeing or hearing this information about underage drinking made me want to stop or decrease my drinking.










Response	6	8	10	12	Total	
NO!	25.4	19.0	20.8	19.7	21.2	
no	3.8	9.2	20.2	25.9	13.7	
yes	6.9	14.3	19.9	21.0	15.1	
YES!	23.9	27.0	16.6	15.3	21.4	
I have not seen or heard any ads about underage drinking in the past 12 months.	40.1	30.4	22.5	18.1	28.6	
N of Valid	816	977	845	568	3206	
N of Miss	203	172	142	139	656	

Table 257: How honest were you in filling out this survey?

Response	6	8	10	12	Total	
I was very honest	88.6	84.6	80.2	78.6	83.6	
I was honest pretty much of the time	10.2	11.8	15.7	16.6	13.2	
I was honest some of the time	1.0	2.8	2.7	3.9	2.5	
I was honest once in a while	0.2	0.8	1.4	0.8	0.8	
I was not honest at all	0.0	0.0	0.0	0.0	0.0	
N of Valid	925	1047	880	589	3441	
N of Miss	94	102	107	118	421	