

A background image showing a row of students in a classroom, sitting at desks and holding yellow pencils, ready to take a test or survey. The students are out of focus, with the focus on the foreground student's hands and pencil.

2017 APNA

Arkansas Prevention Needs Assessment Survey

**Grant County
Tables**

Arkansas Department of Human Services,
Division of Aging, Adults and Behavioral
Health Services
And
University of Arkansas at Little Rock
MidSOUTH Center for Prevention and Training

Conducted by International Survey Associates dba Pride Surveys

Contents

1	INTRODUCTION	11
2	PERCENTAGE TABLES	15

List of Frequency Distribution Tables

1	Gender	16
2	Age	16
3	Are you Hispanic or Latino?	16
4	What is your race? Black or African American	17
5	What is your race? Asian	17
6	What is your race? American Indian	17
7	What is your race? Alaska Native	17
8	What is your race? White	18
9	What is your race? Native Hawaiian or Other Pacific Islander	18
10	What is your race? Other	18
11	What is the highest level of schooling completed by your mother or father?	19
12	Think of where you live most of the time. Which of the following people live there with you? Mother	19
13	Think of where you live most of the time. Which of the following people live there with you? Stepmother	19
14	Think of where you live most of the time. Which of the following people live there with you? Foster Mother	20
15	Think of where you live most of the time. Which of the following people live there with you? Grandmother	20
16	Think of where you live most of the time. Which of the following people live there with you? Aunt	20
17	Think of where you live most of the time. Which of the following people live there with you? Father	20
18	Think of where you live most of the time. Which of the following people live there with you? Stepfather	21
19	Think of where you live most of the time. Which of the following people live there with you? Foster Father	21
20	Think of where you live most of the time. Which of the following people live there with you? Grandfather	21
21	Think of where you live most of the time. Which of the following people live there with you? Uncle	21
22	Think of where you live most of the time. Which of the following people live there with you? Other Adults	22
23	Think of where you live most of the time. Which of the following people live there with you? Brother(s)	22
24	Think of where you live most of the time. Which of the following people live there with you? Stepbrother(s)	22
25	Think of where you live most of the time. Which of the following people live there with you? Sister(s)	22
26	Think of where you live most of the time. Which of the following people live there with you? Stepsister(s)	23

27	Think of where you live most of the time. Which of the following people live there with you? Other Children	23
28	In my school, students have lots of chances to help decide things like class activities and rules.	23
29	Teachers ask me to work on special classroom projects.	23
30	My teacher(s) notices when I am doing a good job and lets me know about it.	24
31	There are lots of chances for students in my school to get involved in sports, clubs, and other school activities outside of class.	24
32	There are lots of chances for students in my school to talk with a teacher one-on-one.	24
33	I feel safe at my school.	25
34	The school lets my parents know when I have done something well.	25
35	My teachers praise me when I work hard in school.	25
36	Are your school grades better than the grades of most students in your class?	26
37	I have lots of chances to be part of class discussions or activities.	26
38	Now thinking back over the past year in school, how often did you: enjoy being in school?	26
39	Now thinking back over the past year in school, how often did you: hate being in school?	27
40	Now thinking back over the past year in school, how often did you: try to do your best work in school?	27
41	How often do you feel that the school work you are assigned is meaningful and important?	27
42	Putting them all together, what were your grades like last year?	28
43	How important do you think the things you are learning in school are going to be for your later life?	28
44	During the LAST FOUR WEEKS how many whole days of school have you missed because you skipped or "cut"?	28
45	What are the chances you would be seen as cool if you: smoked cigarettes?	29
46	What are the chances you would be seen as cool if you: worked hard at school?	29
47	What are the chances you would be seen as cool if you: began drinking alcoholic beverages regularly, that is, at least once or twice a month?	29
48	What are the chances you would be seen as cool if you: defended someone who was being bullied?	30
49	What are the chances you would be seen as cool if you: smoked marijuana?	30
50	What are the chances you would be seen as cool if you: carried a handgun?	30
51	What are the chances you would be seen as cool if you: used e-cigarettes, e-cigars or e-hookahs (vaping)?	31

52	What are the chances you would be seen as cool if you: bullied someone or cyber bullied someone?	31
53	Think of your four best friends (the friends you feel closest to). In the past year (12 months), how many of your best friends have: participated in clubs, organizations or activities at school?	31
54	Think of your four best friends (the friends you feel closest to). In the past year (12 months), how many of your best friends have: smoked cigarettes?	32
55	Think of your four best friends (the friends you feel closest to). In the past year (12 months), how many of your best friends have: tried beer, wine or hard liquor (for example, vodka, whiskey, or gin) when their parents didn't know about it?	32
56	Think of your four best friends (the friends you feel closest to). In the past year (12 months), how many of your best friends have: used e-cigarettes, e-cigars, or e-hookahs?	32
57	Think of your four best friends (the friends you feel closest to). In the past year (12 months), how many of your best friends have: used marijuana?	33
58	Think of your four best friends (the friends you feel closest to). In the past year (12 months), how many of your best friends have: used prescription drugs or non-prescription drugs for the purpose of getting high?	33
59	Think of your four best friends (the friends you feel closest to). In the past year (12 months), how many of your best friends have: used synthetic marijuana (K2, spice) or bath salts?	33
60	Think of your four best friends (the friends you feel closest to). In the past year (12 months), how many of your best friends have: used LSD, cocaine, amphetamines, or other illegal drugs?	34
61	Think of your four best friends (the friends you feel closest to). In the past year (12 months), how many of your best friends have: been bullied?	34
62	Think of your four best friends (the friends you feel closest to). In the past year (12 months), how many of your best friends have: been suspended from school?	34
63	Think of your four best friends (the friends you feel closest to). In the past year (12 months), how many of your best friends have: carried a handgun?	35
64	Think of your four best friends (the friends you feel closest to). In the past year (12 months), how many of your best friends have: sold illegal drugs?	35
65	Think of your four best friends (the friends you feel closest to). In the past year (12 months), how many of your best friends have: regularly attended religious services?	35

66	Think of your four best friends (the friends you feel closest to). In the past year (12 months), how many of your best friends have: stolen or tried to steal a motor vehicle such as a car or motorcycle?	36
67	Think of your four best friends (the friends you feel closest to). In the past year (12 months), how many of your best friends have: been arrested?	36
68	Think of your four best friends (the friends you feel closest to). In the past year (12 months), how many of your best friends have: dropped out of school?	36
69	Think of your four best friends (the friends you feel closest to). In the past year (12 months), how many of your best friends have: been members of a gang?	37
70	How old were you when you first: smoked marijuana?	37
71	How old were you when you first: smoked a cigarette, even just a puff?	38
72	How old were you when you first: had more than a sip or two of beer, wine or hard liquor (for example, vodka, whiskey, or gin)?	38
73	How old were you when you first: began drinking alcoholic beverages regularly, that is, at least once or twice a month?	39
74	How old were you when you first: used Pegaramide (peg, Peggy)?	39
75	How old were you when you first: got suspended from school?	40
76	How old were you when you first: got arrested?	40
77	How old were you when you first: carried a handgun?	41
78	How old were you when you first: used e-cigarettes, e-cigars, or e-hookahs (vaping)?	41
79	How old were you when you first: belonged to a gang?	42
80	How old were you when you first: used prescription drugs not prescribed to you?	42
81	How wrong do you think it is for someone your age to: take a handgun to school?	43
82	How wrong do you think it is for someone your age to: steal anything?	43
83	How wrong do you think it is for someone your age to: pick a fight with someone?	43
84	How wrong do you think it is for someone your age to: attack someone with the idea of seriously hurting them?	44
85	How wrong do you think it is for someone your age to: stay away from school all day when their parents think they are at school?	44
86	How wrong do you think it is for someone your age to: drink beer, wine or hard liquor (for example, vodka, whiskey, or gin) regularly?	44
87	How wrong do you think it is for someone your age to: smoke cigarettes?	45
88	How wrong do you think it is for someone your age to: smoke marijuana?	45

89	How wrong do you think it is for someone your age to: use prescription drugs or non-prescription drugs for the purpose of getting high?	45
90	How wrong do you think it is for someone your age to: use synthetic marijuana (K2, spice) or bath salts?	46
91	How wrong do you think it is for someone your age to: use LSD, cocaine, amphetamines or another illegal drug?	46
92	How wrong do you think it is for someone your age to: use e-cigarettes, e-cigars or e-hookahs (vaping)?	46
93	At school during the past 12 months, did you receive help from the resource teacher, speech therapist or other special education teacher?	47
94	How many times in the past year (12 months) have you: been suspended from school?	47
95	How many times in the past year (12 months) have you: carried a handgun?	47
96	How many times in the past year (12 months) have you: sold illegal drugs?	48
97	How many times in the past year (12 months) have you: stolen or tried to steal a motor vehicle such as a car or motorcycle?	48
98	How many times in the past year (12 months) have you: participated in clubs, organizations or activities at school?	48
99	How many times in the past year (12 months) have you: been arrested?	49
100	How many times in the past year (12 months) have you: attacked someone with the idea of seriously hurting them?	49
101	How many times in the past year (12 months) have you: been drunk or high at school?	49
102	How many times in the past year (12 months) have you: taken a handgun to school?	50
103	How many times in the past year (12 months) have you: used e-cigarettes, e-cigars, or e-hookahs (vaping)?	50
104	Are you currently on probation, or assigned a probation officer with Juvenile Court?	50
105	Have you ever belonged to a gang?	51
106	If you have ever belonged to a gang, did that gang have a name?	51
107	You are at a party at someone's house, and one of your friends offers you a drink containing alcohol. What would you say or do?	51
108	How often do you attend religious services or activities?	52
109	I think sometimes it's okay to cheat at school.	52
110	It is important to think before you act.	52
111	Sometimes I think that life is not worth it.	53
112	At times I think I am no good at all.	53
113	All in all, I am inclined to think that I am a failure.	53
114	In the past year, have you felt depressed or sad MOST days, even if you felt okay sometimes?	54
115	It is all right to beat up people if they start the fight.	54

116	I think it is okay to take something without asking if you can get away with it.	54
117	Where do you get the most information about living a drug and alcohol free life? Parents/guardians	55
118	Where do you get the most information about living a drug and alcohol free life? Friends	55
119	Where do you get the most information about living a drug and alcohol free life? Family members	55
120	Where do you get the most information about living a drug and alcohol free life? School	56
121	Where do you get the most information about living a drug and alcohol free life? Internet	56
122	Where do you get the most information about living a drug and alcohol free life? TV	56
123	Where do you get the most information about living a drug and alcohol free life? Social media	57
124	How much do you think people risk harming themselves (physically or in other ways) if they: smoked one or more packs of cigarettes per day?	57
125	How much do you think people risk harming themselves (physically or in other ways) if they: try marijuana once or twice?	57
126	How much do you think people risk harming themselves (physically or in other ways) if they: smoke marijuana once or twice a week?	58
127	How much do you think people risk harming themselves (physically or in other ways) if they: take one or two drinks of an alcoholic beverage (beer, wine, liquor) nearly every day?	58
128	How much do you think people risk harming themselves (physically or in other ways) if they: have five or more drinks of an alcoholic beverage once or twice a weekend?	58
129	How much do you think people risk harming themselves (physically or in other ways) if they: use prescription drugs that are not prescribed to them?	59
130	How much do you think people risk harming themselves (physically or in other ways) if they: use non-prescription drugs to get high?	59
131	How much do you think people risk harming themselves (physically or in other ways) if they: use e-cigarettes, e-cigars, or e-hookahs?	59
132	Have you ever used smokeless tobacco (chew, snuff, plug, dipping tobacco, or chewing tobacco)?	60
133	How often have you used smokeless tobacco during the past 30 days?	60
134	Have you ever smoked cigarettes?	60
135	How frequently have you smoked cigarettes during the past 30 days?	61
136	Which statement best describes rules about smoking inside your home or your family cars?	61
137	Have you ever used e-cigarettes, e-cigars, or e-hookahs (vaping)?	61

138	How frequently have you used e-cigarettes, e-cigars, or e-hookahs (vaping)?	62
139	During this school year, were you taught in any of your classes about the dangers of tobacco use?	62
140	During the past 12 months, have you participated in any community activities to discourage people your age from using cigarettes, chewing tobacco, snuff, dip or cigars, e-cigarettes, e-cigars, or e-hookahs?	62
141	Think back over the last two weeks. How many times have you had five or more alcoholic drinks in a row?	63
142	During the past 30 days, how many times did you ride in a car or other vehicle driven by someone who had been drinking alcohol or using drugs to get high?	63
143	During the past 30 days, how many times did you drive a car or other vehicle when you had been drinking alcohol or using drugs to get high?	63
144	If you drank alcohol (not just a sip or taste) in the past year, where did you usually drink it?	64
145	How do you feel about someone your age having one or two drinks of an alcoholic beverage nearly every day?	64
146	On how many occasions have you had alcoholic beverages (beer, wine or hard liquor) to drink in your lifetime - more than just a few sips?	64
147	On how many occasions have you drunk one or more drinks of an alcoholic beverage during the past 30 days?	65
148	On how many occasions have you used marijuana (grass, pot) or hashish (hash, hash oil) in your lifetime?	65
149	On how many occasions have you used marijuana (grass, pot) or hashish (hash, hash oil) during the past 30 days?	65
150	On how many occasions have you used LSD or other psychedelics in your lifetime?	66
151	On how many occasions have you used LSD or other psychedelics during the past 30 days?	66
152	On how many occasions have you used cocaine or crack in your lifetime?	66
153	On how many occasions have you used cocaine or crack during the past 30 days?	67
154	On how many occasions have you sniffed glue, breathed the contents of an aerosol spray can, or inhaled other gases or sprays, in order to get high in your lifetime?	67
155	On how many occasions have you sniffed glue, breathed the contents of an aerosol spray can, or inhaled other gases or sprays, in order to get high during the past 30 days?	67
156	On how many occasions have you used Pegaramide (peg, Peggy, etc.) in your lifetime?	68

157	On how many occasions have you used Pegaramide (peg, Peggy, etc.) during the past 30 days?	68
158	On how many occasions have you used synthetic marijuana (K2, spice) in your lifetime?	68
159	On how many occasions have you used synthetic marijuana (K2, spice) during the past 30 days?	69
160	On how many occasions have you used methamphetamines (meth, speed, crank, crystal meth) in your lifetime?	69
161	On how many occasions have you used methamphetamines (meth, speed, crank, crystal meth) in the past 30 days?	69
162	On how many occasions have you used other chemical products (bath salts, plant food, etc.) in your lifetime?	70
163	On how many occasions have you used other chemical products (bath salts, plant food, etc.) during the past 30 days?	70
164	On how many occasions have you used heroin or other opiates in your lifetime?	70
165	On how many occasions have you used heroin or other opiates during the past 30 days?	71
166	On how many occasions have you used MDMA ('X', 'E', or ecstasy) in your lifetime?	71
167	On how many occasions have you used MDMA ('X', 'E', or ecstasy) during the past 30 days?	71
168	On how many occasions have you taken prescription drugs (such as Valium, Xanax, Ritalin, Adderall, OxyContin, Tramadol, or sleeping pills) not prescribed to you in your lifetime?	72
169	On how many occasions have you taken prescription drugs (such as Valium, Xanax, Ritalin, Adderall, OxyContin, Tramadol, or sleeping pills) not prescribed to you during the past 30 days?	72
170	On how many occasions have you taken non-prescription medicines such as diet pills (for example, Dietac, Dexatrim or Prolamine), stay-awake pills (for example No-Doz, Vivarin, or Wake), or cough or cold medicines (robos, DXM, etc.) to get high in your lifetime?	72
171	On how many occasions have you taken non-prescription medicines such as diet pills (for example, Dietac, Dexatrim or Prolamine), stay-awake pills (for example No-Doz, Vivarin, or Wake), or cough or cold medicines (robos, DXM, etc.) to get high during the past 30 days?	73
172	On how many occasions have you been drunk or very high from drinking alcoholic beverages during the past 30 days?	73
173	On how many occasions have you drunk flavored alcoholic beverages, sometimes called 'alcopops' (like Mike's Hard Lemonade, Smirnoff Ice, Bacardi Breezers, etc.) in your lifetime?	73
174	On how many occasions have you drunk flavored alcoholic beverages, sometimes called 'alcopops' (like Mike's Hard Lemonade, Smirnoff Ice, Bacardi Breezers, etc.) during the past 30 days?	74

175	If you smoked cigarettes (not just a puff or drag) in the past year, how did you usually get them?	74
176	If you used e-cigarettes, e-cigars, or e-hookahs (not just a puff or drag) in the past year, how did you usually get them? - I did not use e-cigarettes, e-cigars, or e-hookahs in the past year	75
177	If you used e-cigarettes, e-cigars, or e-hookahs (not just a puff or drag) in the past year, how did you usually get them? - I bought them in a store such as a convenience store, supermarket, discount store, or gas station	75
178	If you used e-cigarettes, e-cigars, or e-hookahs (not just a puff or drag) in the past year, how did you usually get them? - I got them on the Internet	75
179	If you used e-cigarettes, e-cigars, or e-hookahs (not just a puff or drag) in the past year, how did you usually get them? - I got them at a store that sells electronic cigarettes, such as a "vape shop"	75
180	If you used e-cigarettes, e-cigars, or e-hookahs (not just a puff or drag) in the past year, how did you usually get them? - I got them from a family member	76
181	If you used e-cigarettes, e-cigars, or e-hookahs (not just a puff or drag) in the past year, how did you usually get them? - I got them from a friend	76
182	If you used e-cigarettes, e-cigars, or e-hookahs (not just a puff or drag) in the past year, how did you usually get them? - A stranger got them for me	76
183	If you used e-cigarettes, e-cigars, or e-hookahs (not just a puff or drag) in the past year, how did you usually get them? - I took them from a store or shop	76
184	If you used e-cigarettes, e-cigars, or e-hookahs (not just a puff or drag) in the past year, how did you usually get them? - I got them some other way	77
185	If you used marijuana (grass, pot) (not just a puff or drag) in the past year, how did you usually get it? - I did not use marijuana (grass, pot) in the past year	77
186	If you used marijuana (grass, pot) (not just a puff or drag) in the past year, how did you usually get it? - I bought it myself	77
187	If you used marijuana (grass, pot) (not just a puff or drag) in the past year, how did you usually get it? - I got it from someone at school	77
188	If you used marijuana (grass, pot) (not just a puff or drag) in the past year, how did you usually get it? - I got it from someone with a medical marijuana card	78
189	If you used marijuana (grass, pot) (not just a puff or drag) in the past year, how did you usually get it? - I got it from my brother or sister	78

190	If you used marijuana (grass, pot) (not just a puff or drag) in the past year, how did you usually get it? - I got it from another relative	78
191	If you used marijuana (grass, pot) (not just a puff or drag) in the past year, how did you usually get it? - Other	78
192	If you drank alcohol (not just a sip or taste) in the past year, how did you usually get it?	79
193	If you used prescription drugs or over the counter drugs without a doctor telling you to use it or for the purpose of getting high, where did you get these drugs? - Did not use	79
194	If you used prescription drugs or over the counter drugs without a doctor telling you to use it or for the purpose of getting high, where did you get these drugs? - Bought or took from store or shop	80
195	If you used prescription drugs or over the counter drugs without a doctor telling you to use it or for the purpose of getting high, where did you get these drugs? - Got from parents with permission	80
196	If you used prescription drugs or over the counter drugs without a doctor telling you to use it or for the purpose of getting high, where did you get these drugs? - Got from home without permission	80
197	If you used prescription drugs or over the counter drugs without a doctor telling you to use it or for the purpose of getting high, where did you get these drugs? - Got from relative with permission	80
198	If you used prescription drugs or over the counter drugs without a doctor telling you to use it or for the purpose of getting high, where did you get these drugs? - Got from relative without permission	81
199	If you used prescription drugs or over the counter drugs without a doctor telling you to use it or for the purpose of getting high, where did you get these drugs? - Got from friend's home with permission	81
200	If you used prescription drugs or over the counter drugs without a doctor telling you to use it or for the purpose of getting high, where did you get these drugs? - Got from friend's home without permission	81
201	If you used prescription drugs or over the counter drugs without a doctor telling you to use it or for the purpose of getting high, where did you get these drugs? - Got from friend at school	81
202	If you used prescription drugs or over the counter drugs without a doctor telling you to use it or for the purpose of getting high, where did you get these drugs? - Got from friend at party	82
203	If you used prescription drugs or over the counter drugs without a doctor telling you to use it or for the purpose of getting high, where did you get these drugs? - Got from friend, elsewhere	82
204	If you used prescription drugs or over the counter drugs without a doctor telling you to use it or for the purpose of getting high, where did you get these drugs? - Got from internet sale	82
205	During the last month, about how many marijuana cigarettes, or the equivalent, did you smoke a day, on the average?	83

206	How wrong do your friends feel it would be for YOU to: have one or two drinks of an alcoholic beverage nearly every day?	83
207	How wrong do your friends feel it would be for YOU to: smoke tobacco?	83
208	How wrong do your friends feel it would be for YOU to: smoke marijuana?	84
209	How wrong do your friends feel it would be for YOU to: use prescription drugs not prescribed to you?	84
210	How wrong would most adults (over 21) in your neighborhood think it is for kids your age: to use marijuana?	84
211	How wrong would most adults (over 21) in your neighborhood think it is for kids your age: to drink alcohol?	85
212	How wrong would most adults (over 21) in your neighborhood think it is for kids your age: to smoke cigarettes?	85
213	How much do each of the following statements describe your neighborhood? crime and/or drug selling	85
214	How much do each of the following statements describe your neighborhood? fights	86
215	How much do each of the following statements describe your neighborhood? lots of empty or abandoned buildings	86
216	How much do each of the following statements describe your neighborhood? lots of graffiti	86
217	I feel safe in my neighborhood.	87
218	If a kid smoked marijuana in your neighborhood would he or she be caught by the police?	87
219	If a kid drank some beer, wine or hard liquor (for example, vodka, whiskey, or gin) in your neighborhood would he or she be caught by the police?	87
220	If a kid carried a handgun in your neighborhood would he or she be caught by the police?	88
221	If you wanted to get some cigarettes, how easy would it be for you to get some?	88
222	If you wanted to get some beer, wine or hard liquor (for example, vodka, whiskey, or gin), how easy would it be for you to get some?	88
223	If you wanted to get a drug like cocaine, LSD, or amphetamines, how easy would it be for you to get some?	89
224	If you wanted to get a handgun, how easy would it be for you to get one?	89
225	If you wanted to get some marijuana, how easy would it be for you to get some?	89
226	If you wanted to get prescription drugs for the purpose of getting high, how easy would it be for you to get some?	90
227	If you wanted to get synthetic marijuana such as K2 or chemical products such as bath salts to get high, how easy would it be for you to get some?	90

228	If you wanted to get steroids to use or to enhance athletic performance, how easy would it be for you to get some?	90
229	If you wanted to get e-cigarettes, e-cigars, or e-hookahs, how easy would it be for you to get some?	91
230	During the past 12 months, have you participated in any alcohol prevention programs or seen any alcohol prevention messages in your school or community? Yes, a school-based program focused on preventing underage drinking and/or drinking and driving.	91
231	During the past 12 months, have you participated in any alcohol prevention programs or seen any alcohol prevention messages in your school or community? Yes, a community-based program focused on preventing underage drinking and/or drinking and driving (for example, through your church or temple or through youth groups like Boys and Girls Club or 4-H).	91
232	During the past 12 months, have you participated in any alcohol prevention programs or seen any alcohol prevention messages in your school or community? Yes, a media campaign addressing underage drinking and/or drinking and driving (for example, newspaper ads, posters, pamphlets, radio, TV).	92
233	During the past 12 months, have you participated in any alcohol prevention programs or seen any alcohol prevention messages in your school or community? No	92
234	How wrong do your parents feel it would be for YOU to: have one or two drinks of an alcoholic beverage nearly every day?	92
235	How wrong do your parents feel it would be for YOU to: smoke tobacco?	92
236	How wrong do your parents feel it would be for YOU to: smoke marijuana?	93
237	How wrong do your parents feel it would be for YOU to: use prescription drugs not prescribed to you?	93
238	How wrong do your parents feel it would be for YOU to: steal something?	93
239	How wrong do your parents feel it would be for YOU to: draw graffiti, write things, or draw pictures on buildings or other property (without the owner's permission)?	94
240	How wrong do your parents feel it would be for YOU to: pick a fight with someone?	94
241	During the past 12 months, have you talked with at least one of your parents about the dangers of underage drinking and/or drinking and driving? By parents, we mean either your biological parents, adoptive parents, stepparents, or adult guardians - whether or not they live with you.	94
242	The rules in my family are clear.	95
243	People in my family have serious arguments about the same things, and often insult or yell at each other.	95

244	When I am not at home, one of my parents knows where I am and who I am with.	95
245	My family has clear rules about alcohol and drug use.	96
246	If you skipped school would you be caught by your parents?	96
247	My parents ask if I've gotten my homework done.	96
248	Would your parents know if you did not come home on time?	97
249	Do you know how to properly dispose of leftover prescription drugs?	97
250	Have any of your brothers or sisters ever: drunk beer, wine or hard liquor (for example, vodka, whiskey or gin)?	97
251	Have any of your brothers or sisters ever: smoked marijuana?	97
252	Have any of your brothers or sisters ever: smoked cigarettes?	98
253	Have any of your brothers or sisters ever: taken a handgun to school?	98
254	Have any of your brothers or sisters ever: been suspended or expelled from school?	98
255	Have any of your brothers or sisters ever: used e-cigarettes, e-cigars or e-hookahs (vaping)?	98
256	Have any of your brothers or sisters ever: used prescription drugs not prescribed to him/her?	99
257	Have you changed homes in the past year (the last 12 months)?	99
258	How many times have you changed homes since kindergarten?	99
259	Have you changed schools (including changing from elementary to middle and middle to high school) in the past year?	99
260	How many times have you changed schools since kindergarten (including changing from elementary to middle and middle to high school)?	100
261	Has anyone in your family ever had severe alcohol or drug problems?	100
262	About how many adults (over 21) have you known personally who in the past year have: used marijuana, crack, cocaine, or other drugs?	100
263	About how many adults (over 21) have you known personally who in the past year have: sold or dealt drugs?	101
264	About how many adults (over 21) have you known personally who in the past year have: done other things that could get them in trouble with the police, like stealing, selling stolen goods, mugging or assaulting others, etc.?	101
265	About how many adults (over 21) have you known personally who in the past year have: gotten drunk or high?	101
266	How honest were you in filling out this survey?	102

List of Figures

1	Grade Chart	12
2	Gender Chart	13
3	Age Chart	14

1 INTRODUCTION

This report was generated from data collected on the *2017 Arkansas Prevention Needs Assessment Student Survey*. This report contains basic frequency tables of all data collected and graphs on the selected demographic variables of grade, gender and age.

Questions regarding the information found in this report can be directed to:

International Survey Associates dba Pride Surveys

Mr. Jay Gleaton

2140 Newmarket Parkway

Suite 116

Marietta, GA 30067

Telephone: (800) 279-6361

Fax: (770) 726-9327

Website: <http://www.pridesurveys.com>

Grade Chart

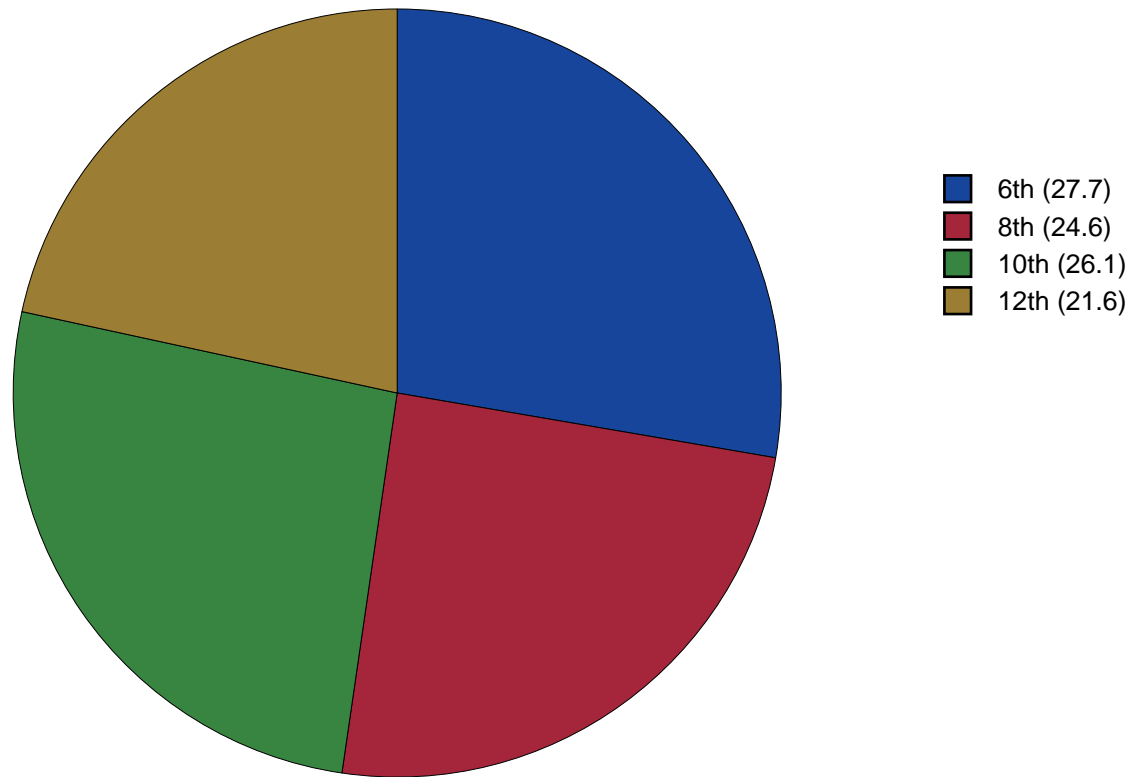


Figure 1: Grade Chart

Gender Chart

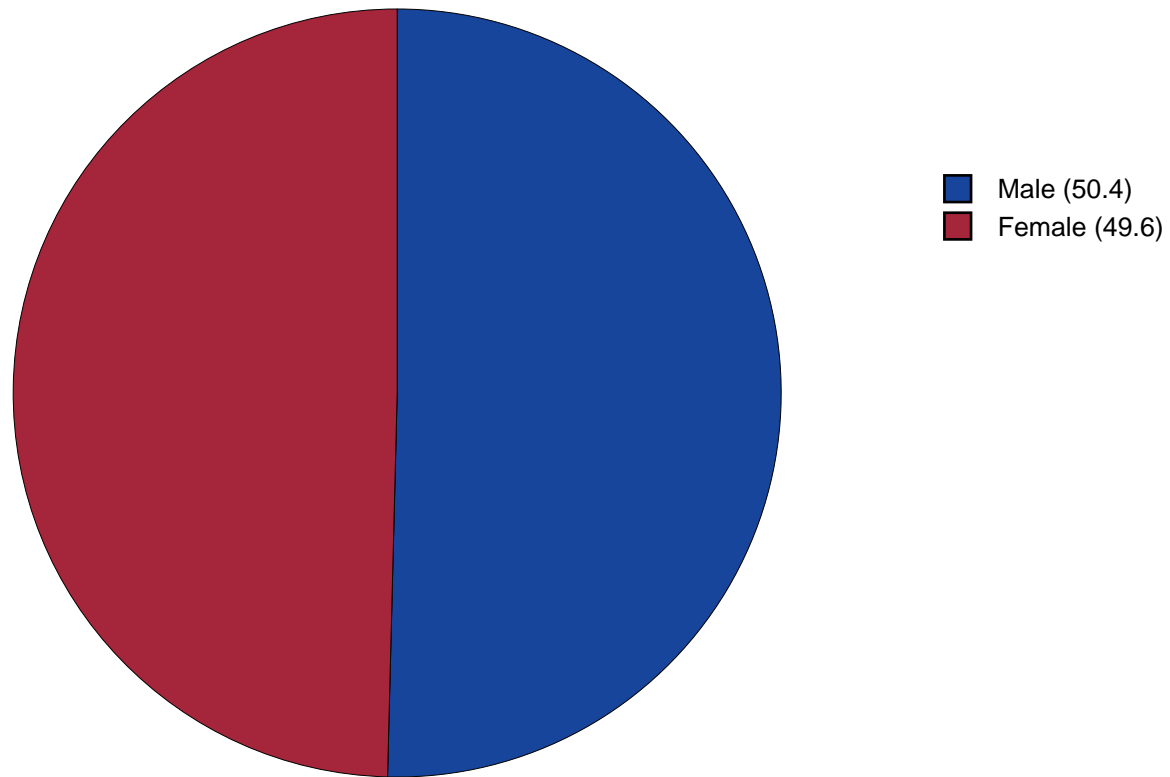


Figure 2: Gender Chart

Age Chart

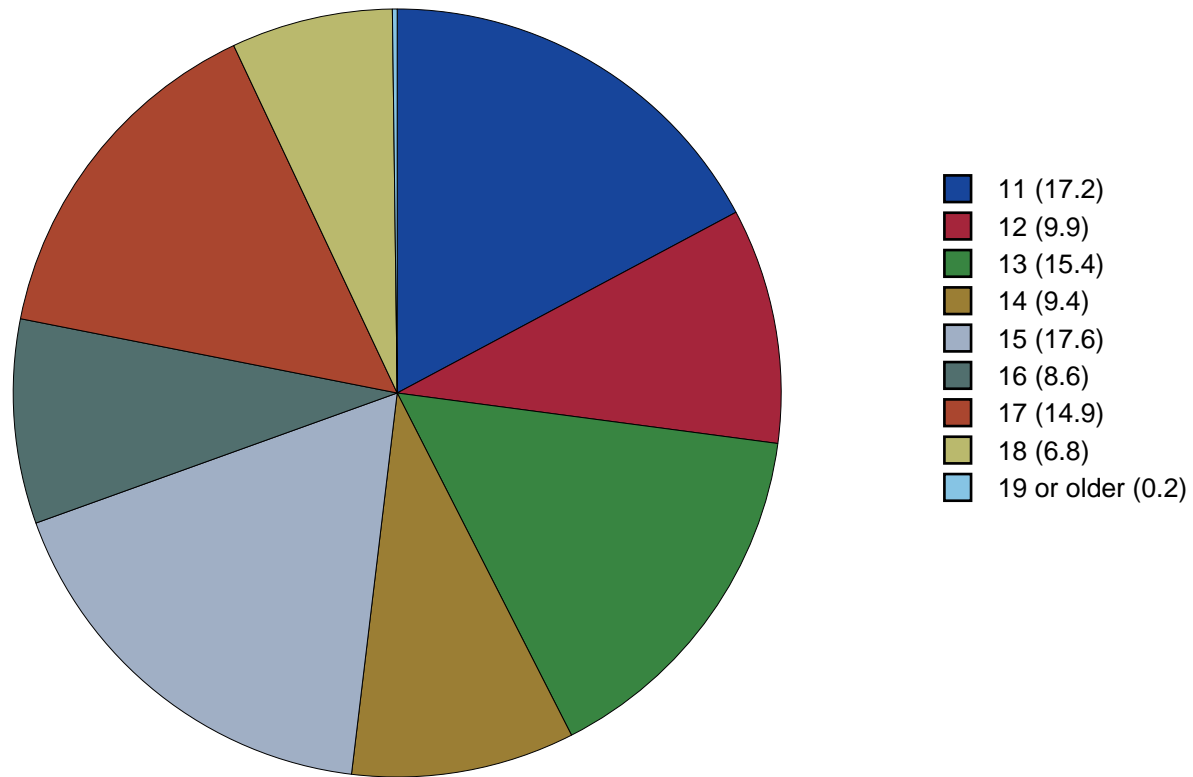


Figure 3: Age Chart

2 PERCENTAGE TABLES

The following tables contain frequency distribution detailing how your students responded to each question on the survey. The tables appear in the same order as the questions on the survey. The tables include breakdowns by grade level as well as overall percentages. The *N of Valid* row is a frequency count of the number of valid responses to each question for each grade and overall. The *N of Miss* row is a frequency count of the number of invalid (marked more than one response) or missing (i.e. did not respond) responses to each question for each grade and overall.

For the questions that allowed more than one response (i.e. race, live with, etc.) each response becomes a separate table. If a student did not mark the response, that was counted as a NO response, and if they did mark the response, that was counted as a YES response. Since a non response is a valid response for these questions, the *N of Miss* will always be zero for these questions.

Table 1: Gender



Response	6	8	10	12	Total	
Male	56.7	47.2	44.9	52.3	50.4	
Female	43.3	52.8	55.1	47.7	49.6	
N of Valid	305	269	287	237	1098	
N of Miss	2	4	3	3	12	

Table 2: Age










Response	6	8	10	12	Total	
10 or younger	0.0	0.0	0.0	0.0	0.0	
11	61.9	0.0	0.0	0.0	17.2	
12	35.5	0.0	0.0	0.0	9.9	
13	2.6	59.8	0.0	0.0	15.4	
14	0.0	38.4	0.0	0.0	9.4	
15	0.0	1.8	65.7	0.0	17.6	
16	0.0	0.0	32.2	0.8	8.6	
17	0.0	0.0	2.1	66.8	14.9	
18	0.0	0.0	0.0	31.5	6.8	
19 or older	0.0	0.0	0.0	0.8	0.2	
N of Valid	307	271	289	238	1105	
N of Miss	0	2	1	2	5	

Table 3: Are you Hispanic or Latino?



Response	6	8	10	12	Total	
No	89.7	93.3	94.4	96.2	93.3	
Yes	10.3	6.7	5.6	3.8	6.7	
N of Valid	282	268	288	238	1076	
N of Miss	25	5	2	2	34	

Table 4: What is your race? Black or African American



Response	6	8	10	12	Total	
No	97.4	96.3	96.9	97.9	97.1	
Yes	2.6	3.7	3.1	2.1	2.9	
N of Valid	305	272	289	236	1102	
N of Miss	0	0	0	0	0	

Table 5: What is your race? Asian



Response	6	8	10	12	Total	
No	99.3	98.2	96.5	97.5	97.9	
Yes	0.7	1.8	3.5	2.5	2.1	
N of Valid	305	272	289	236	1102	
N of Miss	0	0	0	0	0	

Table 6: What is your race? American Indian



Response	6	8	10	12	Total	
No	94.1	94.5	95.2	98.3	95.4	
Yes	5.9	5.5	4.8	1.7	4.6	
N of Valid	305	272	289	236	1102	
N of Miss	0	0	0	0	0	

Table 7: What is your race? Alaska Native


Response	6	8	10	12	Total	
No	100.0	100.0	100.0	100.0	100.0	
Yes	0.0	0.0	0.0	0.0	0.0	
N of Valid	305	272	289	236	1102	
N of Miss	0	0	0	0	0	

Table 8: What is your race? White



Response	6	8	10	12	Total	
No	13.4	9.2	9.3	6.8	9.9	
Yes	86.6	90.8	90.7	93.2	90.1	
N of Valid	305	272	289	236	1102	
N of Miss	0	0	0	0	0	

Table 9: What is your race? Native Hawaiian or Other Pacific Islander



Response	6	8	10	12	Total	
No	99.3	99.6	99.7	99.6	99.5	
Yes	0.7	0.4	0.3	0.4	0.5	
N of Valid	305	272	289	236	1102	
N of Miss	0	0	0	0	0	

Table 10: What is your race? Other



Response	6	8	10	12	Total	
No	86.9	92.6	95.8	97.9	93.0	
Yes	13.1	7.4	4.2	2.1	7.0	
N of Valid	305	272	289	236	1102	
N of Miss	0	0	0	0	0	

Table 11: What is the highest level of schooling completed by your mother or father?









Response	6	8	10	12	Total	
Completed grade school or less	1.0	2.2	1.0	0.9	1.3	
Some high school	3.4	3.7	10.5	9.6	6.7	
Completed high school	14.0	16.3	18.8	23.1	17.8	
Some college	9.6	13.0	18.5	17.0	14.4	
Completed college	23.3	26.3	30.7	30.6	27.6	
Graduate or professional school after college	9.2	12.2	10.8	12.7	11.1	
Don't know	36.3	24.8	9.4	3.5	19.3	
Does not apply	3.1	1.5	0.3	2.6	1.9	
N of Valid	292	270	287	229	1078	
N of Miss	15	3	3	11	32	

Table 12: Think of where you live most of the time. Which of the following people live there with you? Mother



Response	6	8	10	12	Total	
No	9.5	16.8	13.9	14.3	13.5	
Yes	90.5	83.2	86.1	85.7	86.5	
N of Valid	306	268	288	238	1100	
N of Miss	0	0	0	0	0	

Table 13: Think of where you live most of the time. Which of the following people live there with you? Stepmother



Response	6	8	10	12	Total	
No	93.5	89.2	90.6	93.3	91.6	
Yes	6.5	10.8	9.4	6.7	8.4	
N of Valid	306	268	288	238	1100	
N of Miss	0	0	0	0	0	

Table 14: Think of where you live most of the time. Which of the following people live there with you? Foster Mother



Response	6	8	10	12	Total	
No	98.7	99.6	99.0	99.6	99.2	
Yes	1.3	0.4	1.0	0.4	0.8	
N of Valid	306	268	288	238	1100	
N of Miss	0	0	0	0	0	

Table 15: Think of where you live most of the time. Which of the following people live there with you? Grandmother



Response	6	8	10	12	Total	
No	88.9	87.3	86.1	92.9	88.6	
Yes	11.1	12.7	13.9	7.1	11.4	
N of Valid	306	268	288	238	1100	
N of Miss	0	0	0	0	0	

Table 16: Think of where you live most of the time. Which of the following people live there with you? Aunt



Response	6	8	10	12	Total	
No	93.5	96.3	96.2	98.7	96.0	
Yes	6.5	3.7	3.8	1.3	4.0	
N of Valid	306	268	288	238	1100	
N of Miss	0	0	0	0	0	

Table 17: Think of where you live most of the time. Which of the following people live there with you? Father



Response	6	8	10	12	Total	
No	33.7	39.9	37.8	35.7	36.7	
Yes	66.3	60.1	62.2	64.3	63.3	
N of Valid	306	268	288	238	1100	
N of Miss	0	0	0	0	0	

Table 18: Think of where you live most of the time. Which of the following people live there with you? Stepfather



Response	6	8	10	12	Total	
No	85.0	84.7	80.9	89.5	84.8	
Yes	15.0	15.3	19.1	10.5	15.2	
N of Valid	306	268	288	238	1100	
N of Miss	0	0	0	0	0	

Table 19: Think of where you live most of the time. Which of the following people live there with you? Foster Father



Response	6	8	10	12	Total	
No	99.3	100.0	99.7	99.6	99.6	
Yes	0.7	0.0	0.3	0.4	0.4	
N of Valid	306	268	288	238	1100	
N of Miss	0	0	0	0	0	

Table 20: Think of where you live most of the time. Which of the following people live there with you? Grandfather



Response	6	8	10	12	Total	
No	91.8	91.4	95.1	94.5	93.2	
Yes	8.2	8.6	4.9	5.5	6.8	
N of Valid	306	268	288	238	1100	
N of Miss	0	0	0	0	0	

Table 21: Think of where you live most of the time. Which of the following people live there with you? Uncle



Response	6	8	10	12	Total	
No	94.4	95.9	95.5	96.2	95.5	
Yes	5.6	4.1	4.5	3.8	4.5	
N of Valid	306	268	288	238	1100	
N of Miss	0	0	0	0	0	

Table 22: Think of where you live most of the time. Which of the following people live there with you? Other Adults



Response	6	8	10	12	Total	
No	96.4	98.1	98.6	99.2	98.0	
Yes	3.6	1.9	1.4	0.8	2.0	
N of Valid	306	268	288	238	1100	
N of Miss	0	0	0	0	0	

Table 23: Think of where you live most of the time. Which of the following people live there with you? Brother(s)



Response	6	8	10	12	Total	
No	53.9	53.4	58.0	66.0	57.5	
Yes	46.1	46.6	42.0	34.0	42.5	
N of Valid	306	268	288	238	1100	
N of Miss	0	0	0	0	0	

Table 24: Think of where you live most of the time. Which of the following people live there with you? Stepbrother(s)



Response	6	8	10	12	Total	
No	94.1	94.8	92.7	98.7	94.9	
Yes	5.9	5.2	7.3	1.3	5.1	
N of Valid	306	268	288	238	1100	
N of Miss	0	0	0	0	0	

Table 25: Think of where you live most of the time. Which of the following people live there with you? Sister(s)



Response	6	8	10	12	Total	
No	54.6	59.3	59.4	69.3	60.2	
Yes	45.4	40.7	40.6	30.7	39.8	
N of Valid	306	268	288	238	1100	
N of Miss	0	0	0	0	0	

Table 26: Think of where you live most of the time. Which of the following people live there with you? Stepsister(s)



Response	6	8	10	12	Total	
No	93.5	95.5	95.1	97.9	95.4	
Yes	6.5	4.5	4.9	2.1	4.6	
N of Valid	306	268	288	238	1100	
N of Miss	0	0	0	0	0	

Table 27: Think of where you live most of the time. Which of the following people live there with you? Other Children



Response	6	8	10	12	Total	
No	94.1	96.6	97.2	98.3	96.5	
Yes	5.9	3.4	2.8	1.7	3.5	
N of Valid	306	268	288	238	1100	
N of Miss	0	0	0	0	0	

Table 28: In my school, students have lots of chances to help decide things like class activities and rules.





Response	6	8	10	12	Total	
NO!	15.5	7.8	9.1	11.0	10.9	
no	38.4	33.1	38.0	32.6	35.7	
yes	41.8	55.0	45.6	47.9	47.4	
YES!	4.4	4.1	7.3	8.5	6.0	
N of Valid	297	269	287	236	1089	
N of Miss	10	4	3	4	21	

Table 29: Teachers ask me to work on special classroom projects.





Response	6	8	10	12	Total	
NO!	9.7	6.8	7.0	9.7	8.3	
no	35.2	43.6	43.9	42.2	41.1	
yes	40.3	45.5	41.8	39.2	41.7	
YES!	14.8	4.1	7.3	8.9	8.9	
N of Valid	298	266	287	237	1088	
N of Miss	9	7	3	3	22	

Table 30: My teacher(s) notices when I am doing a good job and lets me know about it.

Response	6	8	10	12	Total
NO!	3.7	4.9	9.9	10.1	7.0
no	18.8	27.0	29.9	21.9	24.4
yes	55.0	51.3	48.9	54.4	52.4
YES!	22.5	16.9	11.3	13.5	16.2
N of Valid	298	267	284	237	1086
N of Miss	9	6	6	3	24

Table 31: There are lots of chances for students in my school to get involved in sports, clubs, and other school activities outside of class.

Response	6	8	10	12	Total
NO!	3.6	2.2	4.6	4.2	3.7
no	10.6	3.4	7.7	10.5	8.1
yes	42.4	39.9	51.4	43.9	44.5
YES!	43.4	54.5	36.3	41.4	43.8
N of Valid	302	268	284	237	1091
N of Miss	5	5	6	3	19

Table 32: There are lots of chances for students in my school to talk with a teacher one-on-one.

Response	6	8	10	12	Total
NO!	3.0	2.6	6.3	8.5	5.0
no	14.3	17.2	23.9	26.7	20.2
yes	51.7	55.2	53.7	49.6	52.6
YES!	31.0	25.0	16.1	15.3	22.2
N of Valid	300	268	285	236	1089
N of Miss	7	5	5	4	21

Table 33: I feel safe at my school.

Response	6	8	10	12	Total	
NO!	5.7	4.9	5.2	7.6	5.8	
no	12.8	13.4	17.5	14.8	14.6	
yes	33.7	54.9	61.2	56.1	51.0	
YES!	47.8	26.9	16.1	21.5	28.6	
N of Valid	297	268	286	237	1088	
N of Miss	10	5	4	3	22	

Table 34: The school lets my parents know when I have done something well.

Response	6	8	10	12	Total	
NO!	11.7	14.6	28.3	25.8	19.8	
no	30.4	50.7	48.6	44.9	43.3	
yes	44.1	27.2	19.2	23.7	29.0	
YES!	13.7	7.5	3.8	5.5	7.8	
N of Valid	299	268	286	236	1089	
N of Miss	8	5	4	4	21	

Table 35: My teachers praise me when I work hard in school.

Response	6	8	10	12	Total	
NO!	19.7	12.1	17.3	16.5	16.5	
no	31.0	47.9	45.1	45.1	41.9	
yes	41.2	36.2	32.0	29.5	35.0	
YES!	8.2	3.8	5.6	8.9	6.6	
N of Valid	294	265	284	237	1080	
N of Miss	13	8	6	3	30	

Table 36: Are your school grades better than the grades of most students in your class?

Response	6	8	10	12	Total
NO!	6.6	8.3	6.3	5.1	6.6
no	25.7	36.7	30.5	21.9	28.9
yes	54.9	48.1	54.4	55.7	53.3
YES!	12.8	6.8	8.8	17.3	11.3
N of Valid	288	264	285	237	1074
N of Miss	19	9	5	3	36

Table 37: I have lots of chances to be part of class discussions or activities.

Response	6	8	10	12	Total
NO!	4.3	1.5	3.9	3.8	3.4
no	10.0	10.5	15.4	19.5	13.6
yes	50.2	64.0	68.1	61.9	60.8
YES!	35.5	24.0	12.6	14.8	22.2
N of Valid	299	267	285	236	1087
N of Miss	8	6	5	4	23

Table 38: Now thinking back over the past year in school, how often did you: enjoy being in school?

Response	6	8	10	12	Total
Never	7.4	9.6	9.0	11.0	9.1
Seldom	9.7	15.9	16.6	16.9	14.6
Sometimes	31.8	38.9	47.4	39.8	39.4
Often	28.4	26.3	20.4	23.3	24.7
Almost always	22.7	9.3	6.6	8.9	12.2
N of Valid	299	270	289	236	1094
N of Miss	8	3	1	4	16

Table 39: Now thinking back over the past year in school, how often did you: hate being in school?






Response	6	8	10	12	Total	
Never	14.9	6.7	4.2	3.0	7.4	
Seldom	35.8	20.9	19.8	20.8	24.6	
Sometimes	24.0	37.7	39.9	41.1	35.3	
Often	13.2	21.6	24.3	24.2	20.6	
Almost always	12.2	13.1	11.8	11.0	12.0	
N of Valid	296	268	288	236	1088	
N of Miss	11	5	2	4	22	

Table 40: Now thinking back over the past year in school, how often did you: try to do your best work in school?






Response	6	8	10	12	Total	
Never	0.0	0.4	1.4	0.8	0.6	
Seldom	0.7	3.0	2.4	2.1	2.0	
Sometimes	3.0	12.4	12.9	16.9	10.9	
Often	17.8	27.8	28.9	36.4	27.2	
Almost always	78.5	56.4	54.4	43.6	59.2	
N of Valid	298	266	287	236	1087	
N of Miss	9	7	3	4	23	

Table 41: How often do you feel that the school work you are assigned is meaningful and important?






Response	6	8	10	12	Total	
Never	2.7	8.2	8.3	8.9	6.9	
Seldom	8.1	17.5	27.3	26.4	19.5	
Sometimes	21.6	33.6	38.4	38.3	32.6	
Often	35.8	29.1	19.7	21.7	26.8	
Almost always	31.8	11.6	6.2	4.7	14.2	
N of Valid	296	268	289	235	1088	
N of Miss	11	5	1	5	22	

Table 42: Putting them all together, what were your grades like last year?

Response	6	8	10	12	Total
Mostly F's	0.7	2.3	0.7	0.0	0.9
Mostly D's	0.7	4.6	4.2	1.7	2.8
Mostly C's	6.0	13.8	12.3	13.6	11.3
Mostly B's	32.3	35.2	30.5	42.1	34.7
Mostly A's	60.3	44.1	52.3	42.6	50.2
N of Valid	282	261	285	235	1063
N of Miss	25	12	5	5	47

Table 43: How important do you think the things you are learning in school are going to be for your later life?

Response	6	8	10	12	Total
Very important	41.7	16.3	9.8	6.0	19.4
Quite important	33.4	32.2	18.2	18.7	26.0
Fairly important	16.2	29.3	35.3	40.9	29.7
Slightly important	7.3	18.9	30.4	26.4	20.3
Not at all important	1.3	3.3	6.3	8.1	4.6
N of Valid	302	270	286	235	1093
N of Miss	5	3	4	5	17

Table 44: During the LAST FOUR WEEKS how many whole days of school have you missed because you skipped or "cut"?

Response	6	8	10	12	Total
None	53.0	65.7	75.5	69.9	65.7
1	18.2	19.2	10.5	14.0	15.5
2	13.2	4.5	6.6	5.5	7.7
3	6.6	5.7	2.8	5.1	5.1
4-5	7.3	3.8	2.8	3.0	4.3
6-10	1.3	1.1	1.4	1.3	1.3
11 or more	0.3	0.0	0.3	1.3	0.5
N of Valid	302	265	286	236	1089
N of Miss	5	8	4	4	21

Table 45: What are the chances you would be seen as cool if you: smoked cigarettes?






Response	6	8	10	12	Total	
No or very little chance	89.3	74.1	68.4	58.1	73.3	
Little chance	5.0	13.5	17.0	20.8	13.7	
Some chance	3.7	5.6	9.9	12.3	7.7	
Pretty good chance	1.3	4.5	3.2	3.4	3.0	
Very good chance	0.7	2.3	1.4	5.5	2.3	
N of Valid	298	266	282	236	1082	
N of Miss	9	7	8	4	28	

Table 46: What are the chances you would be seen as cool if you: worked hard at school?






Response	6	8	10	12	Total	
No or very little chance	4.3	9.7	11.3	14.4	9.7	
Little chance	7.7	14.2	20.1	14.4	14.0	
Some chance	15.7	23.2	22.9	30.9	22.7	
Pretty good chance	30.1	30.3	25.7	28.4	28.6	
Very good chance	42.1	22.5	20.1	11.9	25.0	
N of Valid	299	267	284	236	1086	
N of Miss	8	6	6	4	24	

Table 47: What are the chances you would be seen as cool if you: began drinking alcoholic beverages regularly, that is, at least once or twice a month?






Response	6	8	10	12	Total	
No or very little chance	83.6	71.2	54.0	41.7	63.7	
Little chance	10.4	11.6	17.9	17.0	14.1	
Some chance	3.0	6.4	14.7	17.9	10.1	
Pretty good chance	2.0	7.5	9.1	14.9	8.0	
Very good chance	1.0	3.4	4.2	8.5	4.1	
N of Valid	298	267	285	235	1085	
N of Miss	9	6	5	5	25	

Table 48: What are the chances you would be seen as cool if you: defended someone who was being bullied?






Response	6	8	10	12	Total	
No or very little chance	5.4	9.8	11.2	12.8	9.6	
Little chance	8.1	11.7	16.1	12.8	12.1	
Some chance	15.1	19.2	28.1	27.7	22.2	
Pretty good chance	25.5	28.9	24.9	29.4	27.0	
Very good chance	46.0	30.5	19.6	17.4	29.1	
N of Valid	298	266	285	235	1084	
N of Miss	9	7	5	5	26	

Table 49: What are the chances you would be seen as cool if you: smoked marijuana?






Response	6	8	10	12	Total	
No or very little chance	89.3	70.3	53.5	44.5	65.5	
Little chance	3.7	9.8	13.4	14.4	10.1	
Some chance	3.4	8.6	12.3	19.9	10.6	
Pretty good chance	2.0	5.3	12.7	12.7	7.9	
Very good chance	1.7	6.0	8.1	8.5	5.9	
N of Valid	298	266	284	236	1084	
N of Miss	9	7	6	4	26	

Table 50: What are the chances you would be seen as cool if you: carried a handgun?






Response	6	8	10	12	Total	
No or very little chance	76.2	73.8	70.2	60.0	70.5	
Little chance	6.7	12.7	14.7	19.6	13.1	
Some chance	6.7	7.9	8.1	13.2	8.8	
Pretty good chance	5.0	3.7	3.2	4.3	4.1	
Very good chance	5.4	1.9	3.9	3.0	3.6	
N of Valid	298	267	285	235	1085	
N of Miss	9	6	5	5	25	

Table 51: What are the chances you would be seen as cool if you: used e-cigarettes, e-cigars or e-hookahs (vaping)?






Response	6	8	10	12	Total	
No or very little chance	85.3	65.3	59.5	46.6	65.2	
Little chance	6.4	12.5	14.1	14.8	11.7	
Some chance	5.7	6.8	9.9	21.2	10.4	
Pretty good chance	2.3	9.4	8.5	7.2	6.7	
Very good chance	0.3	6.0	8.1	10.2	5.9	
N of Valid	299	265	284	236	1084	
N of Miss	8	8	6	4	26	

Table 52: What are the chances you would be seen as cool if you: bullied someone or cyber bullied someone?






Response	6	8	10	12	Total	
No or very little chance	85.3	65.3	59.5	46.6	65.2	
Little chance	6.4	12.5	14.1	14.8	11.7	
Some chance	5.7	6.8	9.9	21.2	10.4	
Pretty good chance	2.3	9.4	8.5	7.2	6.7	
Very good chance	0.3	6.0	8.1	10.2	5.9	
N of Valid	299	265	284	236	1084	
N of Miss	8	8	6	4	26	

Table 53: Think of your four best friends (the friends you feel closest to). In the past year (12 months), how many of your best friends have: participated in clubs, organizations or activities at school?






Response	6	8	10	12	Total	
0	15.4	14.9	13.4	17.5	15.2	
1	17.4	13.4	13.7	11.1	14.1	
2	18.8	15.7	16.5	14.5	16.5	
3	16.7	19.5	17.3	12.4	16.6	
4	31.7	36.4	39.1	44.4	37.6	
N of Valid	293	261	284	234	1072	
N of Miss	14	12	6	6	38	

Table 54: Think of your four best friends (the friends you feel closest to). In the past year (12 months), how many of your best friends have: smoked cigarettes?






Response	6	8	10	12	Total	
0	94.3	82.9	63.6	49.8	73.9	
1	3.4	9.5	20.0	21.6	13.2	
2	2.0	3.8	7.9	10.4	5.8	
3	0.0	1.9	3.6	4.3	2.3	
4	0.3	1.9	5.0	13.9	4.9	
N of Valid	298	263	280	231	1072	
N of Miss	9	10	10	9	38	

Table 55: Think of your four best friends (the friends you feel closest to). In the past year (12 months), how many of your best friends have: tried beer, wine or hard liquor (for example, vodka, whiskey, or gin) when their parents didn't know about it?






Response	6	8	10	12	Total	
0	88.2	76.5	48.6	29.1	62.1	
1	7.8	14.8	18.3	14.5	13.7	
2	2.7	3.0	18.0	15.4	9.6	
3	1.4	2.3	3.9	10.7	4.3	
4	0.0	3.4	11.3	30.3	10.4	
N of Valid	296	264	284	234	1078	
N of Miss	11	9	6	6	32	

Table 56: Think of your four best friends (the friends you feel closest to). In the past year (12 months), how many of your best friends have: used e-cigarettes, e-cigars, or e-hookahs?






Response	6	8	10	12	Total	
0	97.3	82.3	69.4	52.1	76.5	
1	2.4	10.9	13.4	14.5	10.0	
2	0.3	1.9	6.3	10.7	4.5	
3	0.0	3.4	5.3	5.6	3.4	
4	0.0	1.5	5.6	17.1	5.6	
N of Valid	297	265	284	234	1080	
N of Miss	10	8	6	6	30	

Table 57: Think of your four best friends (the friends you feel closest to). In the past year (12 months), how many of your best friends have: used marijuana?






Response	6	8	10	12	Total	
0	97.6	84.5	59.5	48.9	73.8	
1	1.4	7.9	14.4	18.5	10.1	
2	0.7	3.0	10.9	12.4	6.5	
3	0.0	2.3	6.0	6.0	3.4	
4	0.3	2.3	9.2	14.2	6.1	
N of Valid	294	265	284	233	1076	
N of Miss	13	8	6	7	34	

Table 58: Think of your four best friends (the friends you feel closest to). In the past year (12 months), how many of your best friends have: used prescription drugs or non-prescription drugs for the purpose of getting high?






Response	6	8	10	12	Total	
0	97.3	91.3	81.0	78.1	87.4	
1	2.4	5.7	9.9	7.3	6.2	
2	0.3	1.1	2.8	5.2	2.2	
3	0.0	1.5	1.8	3.4	1.6	
4	0.0	0.4	4.6	6.0	2.6	
N of Valid	296	264	284	233	1077	
N of Miss	11	9	6	7	33	

Table 59: Think of your four best friends (the friends you feel closest to). In the past year (12 months), how many of your best friends have: used synthetic marijuana (K2, spice) or bath salts?






Response	6	8	10	12	Total	
0	98.0	95.1	90.5	89.7	93.5	
1	2.0	2.3	5.6	4.7	3.6	
2	0.0	1.1	1.8	1.7	1.1	
3	0.0	0.8	0.4	1.7	0.6	
4	0.0	0.8	1.8	2.1	1.1	
N of Valid	295	264	285	234	1078	
N of Miss	12	9	5	6	32	

Table 60: Think of your four best friends (the friends you feel closest to). In the past year (12 months), how many of your best friends have: used LSD, cocaine, amphetamines, or other illegal drugs?






Response	6	8	10	12	Total	
0	98.0	95.5	86.3	85.5	91.6	
1	1.7	1.9	7.7	8.1	4.7	
2	0.3	1.5	2.5	2.1	1.6	
3	0.0	0.4	0.7	1.3	0.6	
4	0.0	0.8	2.8	3.0	1.6	
N of Valid	297	264	284	234	1079	
N of Miss	10	9	6	6	31	

Table 61: Think of your four best friends (the friends you feel closest to). In the past year (12 months), how many of your best friends have: been bullied?






Response	6	8	10	12	Total	
0	38.6	47.9	54.2	60.7	49.8	
1	27.0	26.4	17.6	15.0	21.7	
2	16.4	14.2	14.1	13.2	14.6	
3	5.1	4.6	5.3	2.6	4.5	
4	13.0	6.9	8.8	8.5	9.4	
N of Valid	293	261	284	234	1072	
N of Miss	14	12	6	6	38	

Table 62: Think of your four best friends (the friends you feel closest to). In the past year (12 months), how many of your best friends have: been suspended from school?






Response	6	8	10	12	Total	
0	61.4	69.7	73.7	75.6	69.8	
1	24.2	17.6	16.8	12.0	18.0	
2	8.2	6.7	4.2	5.6	6.2	
3	1.7	2.6	1.8	3.4	2.3	
4	4.4	3.4	3.5	3.4	3.7	
N of Valid	293	267	285	234	1079	
N of Miss	14	6	5	6	31	

Table 63: Think of your four best friends (the friends you feel closest to). In the past year (12 months), how many of your best friends have: carried a handgun?






Response	6	8	10	12	Total	
0	94.9	93.3	92.3	85.0	91.7	
1	2.4	3.4	4.6	3.4	3.4	
2	1.4	2.6	0.7	4.7	2.2	
3	0.3	0.4	0.7	3.4	1.1	
4	1.0	0.4	1.8	3.4	1.6	
N of Valid	295	267	284	233	1079	
N of Miss	12	6	6	7	31	

Table 64: Think of your four best friends (the friends you feel closest to). In the past year (12 months), how many of your best friends have: sold illegal drugs?






Response	6	8	10	12	Total	
0	99.0	94.3	83.8	82.1	90.1	
1	0.7	3.8	9.2	8.1	5.3	
2	0.3	0.8	2.5	4.7	2.0	
3	0.0	0.4	1.1	1.7	0.7	
4	0.0	0.8	3.5	3.4	1.9	
N of Valid	290	265	284	234	1073	
N of Miss	17	8	6	6	37	

Table 65: Think of your four best friends (the friends you feel closest to). In the past year (12 months), how many of your best friends have: regularly attended religious services?






Response	6	8	10	12	Total	
0	34.5	21.4	21.9	20.7	24.9	
1	9.1	9.9	13.1	13.8	11.4	
2	8.7	20.2	19.4	17.2	16.3	
3	9.8	19.1	15.5	22.4	16.4	
4	38.0	29.4	30.0	25.9	31.1	
N of Valid	287	262	283	232	1064	
N of Miss	20	11	7	8	46	

Table 66: Think of your four best friends (the friends you feel closest to). In the past year (12 months), how many of your best friends have: stolen or tried to steal a motor vehicle such as a car or motorcycle?

Response	6	8	10	12	Total	
0	99.3	95.0	92.6	94.0	95.3	
1	0.7	3.5	4.2	4.3	3.1	
2	0.0	1.2	1.8	0.4	0.8	
3	0.0	0.0	0.4	0.4	0.2	
4	0.0	0.4	1.1	0.9	0.6	
N of Valid	296	260	284	234	1074	
N of Miss	11	13	6	6	36	

Table 67: Think of your four best friends (the friends you feel closest to). In the past year (12 months), how many of your best friends have: been arrested?

Response	6	8	10	12	Total	
0	93.2	90.5	90.8	85.9	90.3	
1	6.8	4.9	5.7	7.3	6.1	
2	0.0	2.3	2.1	3.8	2.0	
3	0.0	1.1	0.0	1.3	0.6	
4	0.0	1.1	1.4	1.7	1.0	
N of Valid	294	264	283	234	1075	
N of Miss	13	9	7	6	35	

Table 68: Think of your four best friends (the friends you feel closest to). In the past year (12 months), how many of your best friends have: dropped out of school?

Response	6	8	10	12	Total	
0	94.2	98.1	91.2	87.2	92.9	
1	4.1	1.1	6.7	9.8	5.3	
2	1.4	0.0	1.1	0.9	0.8	
3	0.3	0.0	0.4	1.3	0.5	
4	0.0	0.8	0.7	0.9	0.6	
N of Valid	294	265	284	234	1077	
N of Miss	13	8	6	6	33	

Table 69: Think of your four best friends (the friends you feel closest to). In the past year (12 months), how many of your best friends have: been members of a gang?






Response	6	8	10	12	Total	
0	91.9	92.8	92.6	91.8	92.3	
1	5.1	3.0	2.8	3.4	3.6	
2	1.0	1.5	1.1	2.1	1.4	
3	0.7	0.8	1.4	0.9	0.9	
4	1.4	1.9	2.1	1.7	1.8	
N of Valid	295	265	285	233	1078	
N of Miss	12	8	5	7	32	

Table 70: How old were you when you first: smoked marijuana?










Response	6	8	10	12	Total	
Never	99.3	93.2	79.0	62.6	84.4	
10 or younger	0.3	1.1	1.7	2.1	1.3	
11	0.0	0.8	2.4	1.7	1.2	
12	0.3	1.5	3.1	3.4	2.0	
13	0.0	3.0	4.2	4.3	2.8	
14	0.0	0.4	3.5	4.7	2.0	
15	0.0	0.0	4.2	7.2	2.7	
16	0.0	0.0	1.7	9.8	2.6	
17 or older	0.0	0.0	0.0	4.3	0.9	
N of Valid	295	263	286	235	1079	
N of Miss	12	10	4	5	31	

Table 71: How old were you when you first: smoked a cigarette, even just a puff?










Response	6	8	10	12	Total	
Never	94.2	87.4	73.8	54.7	78.5	
10 or younger	4.4	3.8	5.9	6.4	5.1	
11	1.0	2.7	4.2	2.6	2.6	
12	0.3	3.4	1.4	4.7	2.3	
13	0.0	2.3	4.2	8.5	3.5	
14	0.0	0.4	3.8	7.7	2.8	
15	0.0	0.0	4.9	4.7	2.3	
16	0.0	0.0	1.7	8.1	2.2	
17 or older	0.0	0.0	0.0	2.6	0.6	
N of Valid	295	261	286	234	1076	
N of Miss	12	12	4	6	34	

Table 72: How old were you when you first: had more than a sip or two of beer, wine or hard liquor (for example, vodka, whiskey, or gin)?










Response	6	8	10	12	Total	
Never	86.7	79.3	57.2	31.1	64.9	
10 or younger	8.8	6.1	8.4	7.2	7.7	
11	3.1	2.3	3.9	2.1	2.9	
12	1.4	5.0	3.9	5.5	3.8	
13	0.0	5.7	6.3	7.7	4.7	
14	0.0	1.5	8.1	9.8	4.7	
15	0.0	0.0	10.2	10.2	4.9	
16	0.0	0.0	2.1	18.7	4.7	
17 or older	0.0	0.0	0.0	7.7	1.7	
N of Valid	294	261	285	235	1075	
N of Miss	13	12	5	5	35	

Table 73: How old were you when you first: began drinking alcoholic beverages regularly, that is, at least once or twice a month?










Response	6	8	10	12	Total	
Never	98.6	95.8	86.7	68.2	88.1	
10 or younger	0.7	0.8	1.4	0.0	0.7	
11	0.7	0.4	0.4	1.3	0.6	
12	0.0	0.8	0.7	1.7	0.7	
13	0.0	2.3	3.2	3.4	2.1	
14	0.0	0.0	4.2	2.5	1.7	
15	0.0	0.0	2.8	5.5	1.9	
16	0.0	0.0	0.7	11.9	2.8	
17 or older	0.0	0.0	0.0	5.5	1.2	
N of Valid	296	262	285	236	1079	
N of Miss	11	11	5	4	31	

Table 74: How old were you when you first: used Pegaramide (peg, Peggy)?


Response	6	8	10	12	Total	
Never	100.0	100.0	100.0	100.0	100.0	
10 or younger	0.0	0.0	0.0	0.0	0.0	
11	0.0	0.0	0.0	0.0	0.0	
12	0.0	0.0	0.0	0.0	0.0	
13	0.0	0.0	0.0	0.0	0.0	
14	0.0	0.0	0.0	0.0	0.0	
15	0.0	0.0	0.0	0.0	0.0	
16	0.0	0.0	0.0	0.0	0.0	
17 or older	0.0	0.0	0.0	0.0	0.0	
N of Valid	288	262	285	235	1070	
N of Miss	19	11	5	5	40	

Table 75: How old were you when you first: got suspended from school?










Response	6	8	10	12	Total	
Never	85.3	81.4	81.4	78.8	81.9	
10 or younger	8.5	3.8	5.3	5.9	5.9	
11	4.8	3.4	3.2	1.7	3.3	
12	1.4	3.0	3.2	2.1	2.4	
13	0.0	6.4	3.2	3.4	3.2	
14	0.0	1.9	2.5	3.4	1.9	
15	0.0	0.0	0.4	0.8	0.3	
16	0.0	0.0	1.1	2.5	0.8	
17 or older	0.0	0.0	0.0	1.3	0.3	
N of Valid	293	264	285	236	1078	
N of Miss	14	9	5	4	32	

Table 76: How old were you when you first: got arrested?










Response	6	8	10	12	Total	
Never	99.0	96.2	94.7	95.7	96.5	
10 or younger	0.7	0.8	1.1	0.0	0.6	
11	0.0	0.4	0.0	0.0	0.1	
12	0.3	1.5	0.7	0.4	0.7	
13	0.0	1.1	1.1	0.4	0.6	
14	0.0	0.0	1.4	0.9	0.6	
15	0.0	0.0	1.1	0.4	0.4	
16	0.0	0.0	0.0	1.3	0.3	
17 or older	0.0	0.0	0.0	0.9	0.2	
N of Valid	295	263	285	235	1078	
N of Miss	12	10	5	5	32	

Table 77: How old were you when you first: carried a handgun?










Response	6	8	10	12	Total	
Never	96.3	96.2	90.9	88.5	93.1	
10 or younger	1.4	1.5	3.5	3.4	2.4	
11	2.0	0.4	1.8	0.4	1.2	
12	0.0	0.4	0.4	0.9	0.4	
13	0.3	1.2	0.7	0.9	0.7	
14	0.0	0.4	1.8	0.4	0.7	
15	0.0	0.0	0.7	0.4	0.3	
16	0.0	0.0	0.4	3.0	0.7	
17 or older	0.0	0.0	0.0	2.1	0.5	
N of Valid	295	260	285	234	1074	
N of Miss	12	13	5	6	36	

Table 78: How old were you when you first: used e-cigarettes, e-cigars, or e-hookahs (vaping)?










Response	6	8	10	12	Total	
Never	98.3	88.9	73.7	58.7	80.9	
10 or younger	1.4	1.9	2.1	0.0	1.4	
11	0.3	0.4	1.4	0.9	0.7	
12	0.0	3.8	2.5	3.0	2.2	
13	0.0	5.0	3.9	3.4	3.0	
14	0.0	0.0	7.0	3.8	2.7	
15	0.0	0.0	8.1	11.5	4.6	
16	0.0	0.0	1.4	14.0	3.4	
17 or older	0.0	0.0	0.0	4.7	1.0	
N of Valid	296	261	285	235	1077	
N of Miss	11	12	5	5	33	

Table 79: How old were you when you first: belonged to a gang?










Response	6	8	10	12	Total	
Never	96.6	95.8	96.9	97.4	96.7	
10 or younger	0.7	1.9	1.0	0.4	1.0	
11	1.7	1.1	0.0	0.0	0.7	
12	0.7	0.0	0.0	0.0	0.2	
13	0.3	0.8	0.7	0.9	0.6	
14	0.0	0.4	0.7	0.0	0.3	
15	0.0	0.0	0.3	0.4	0.2	
16	0.0	0.0	0.3	0.0	0.1	
17 or older	0.0	0.0	0.0	0.9	0.2	
N of Valid	295	264	286	235	1080	
N of Miss	12	9	4	5	30	

Table 80: How old were you when you first: used prescription drugs not prescribed to you?










Response	6	8	10	12	Total	
Never	97.9	96.9	87.4	85.5	92.2	
10 or younger	1.4	0.8	2.1	1.3	1.4	
11	0.0	0.4	0.0	0.0	0.1	
12	0.7	0.8	1.7	1.3	1.1	
13	0.0	0.8	1.7	0.9	0.8	
14	0.0	0.4	2.4	2.1	1.2	
15	0.0	0.0	3.1	3.4	1.6	
16	0.0	0.0	1.4	4.3	1.3	
17 or older	0.0	0.0	0.0	1.3	0.3	
N of Valid	292	261	286	234	1073	
N of Miss	15	12	4	6	37	

Table 81: How wrong do you think it is for someone your age to: take a handgun to school?





Response	6	8	10	12	Total	
Very wrong	90.6	88.4	83.3	88.5	87.7	
Wrong	6.0	7.1	12.8	6.4	8.2	
A little bit wrong	2.7	3.0	2.4	4.3	3.0	
Not at all wrong	0.7	1.5	1.4	0.9	1.1	
N of Valid	298	268	288	235	1089	
N of Miss	9	5	2	5	21	

Table 82: How wrong do you think it is for someone your age to: steal anything?





Response	6	8	10	12	Total	
Very wrong	71.8	66.9	62.9	74.4	68.8	
Wrong	25.8	27.1	30.8	19.7	26.1	
A little bit wrong	1.7	4.9	5.2	5.6	4.2	
Not at all wrong	0.7	1.1	1.0	0.4	0.8	
N of Valid	298	266	286	234	1084	
N of Miss	9	7	4	6	26	

Table 83: How wrong do you think it is for someone your age to: pick a fight with someone?





Response	6	8	10	12	Total	
Very wrong	55.9	44.0	37.6	39.4	44.6	
Wrong	27.5	32.3	34.1	36.9	32.5	
A little bit wrong	14.2	19.2	22.6	19.9	18.9	
Not at all wrong	2.4	4.5	5.6	3.8	4.1	
N of Valid	295	266	287	236	1084	
N of Miss	12	7	3	4	26	

Table 84: How wrong do you think it is for someone your age to: attack someone with the idea of seriously hurting them?





Response	6	8	10	12	Total	
Very wrong	90.3	78.1	72.7	71.6	78.6	
Wrong	7.0	12.1	18.2	18.6	13.7	
A little bit wrong	2.0	7.5	7.0	8.1	6.0	
Not at all wrong	0.7	2.3	2.1	1.7	1.7	
N of Valid	298	265	286	236	1085	
N of Miss	9	8	4	4	25	

Table 85: How wrong do you think it is for someone your age to: stay away from school all day when their parents think they are at school?





Response	6	8	10	12	Total	
Very wrong	80.5	68.9	53.7	52.3	64.5	
Wrong	13.8	22.1	34.5	32.8	25.4	
A little bit wrong	3.7	7.5	10.5	11.9	8.2	
Not at all wrong	2.0	1.5	1.4	3.0	1.9	
N of Valid	298	267	287	235	1087	
N of Miss	9	6	3	5	23	

Table 86: How wrong do you think it is for someone your age to: drink beer, wine or hard liquor (for example, vodka, whiskey, or gin) regularly?





Response	6	8	10	12	Total	
Very wrong	89.0	79.9	53.1	39.4	66.6	
Wrong	8.3	11.2	26.9	24.6	17.4	
A little bit wrong	1.3	7.5	13.6	25.8	11.4	
Not at all wrong	1.3	1.5	6.3	10.2	4.6	
N of Valid	300	268	286	236	1090	
N of Miss	7	5	4	4	20	

Table 87: How wrong do you think it is for someone your age to: smoke cigarettes?





Response	6	8	10	12	Total	
Very wrong	92.6	82.0	58.2	44.1	70.3	
Wrong	5.7	12.4	21.3	22.9	15.2	
A little bit wrong	1.3	3.8	13.9	19.9	9.3	
Not at all wrong	0.3	1.9	6.6	13.1	5.2	
N of Valid	297	266	287	236	1086	
N of Miss	10	7	3	4	24	

Table 88: How wrong do you think it is for someone your age to: smoke marijuana?





Response	6	8	10	12	Total	
Very wrong	95.3	81.2	60.3	46.0	71.9	
Wrong	2.3	9.4	15.0	18.7	11.0	
A little bit wrong	1.3	5.6	12.2	18.7	9.0	
Not at all wrong	1.0	3.8	12.5	16.6	8.1	
N of Valid	298	266	287	235	1086	
N of Miss	9	7	3	5	24	

Table 89: How wrong do you think it is for someone your age to: use prescription drugs or non-prescription drugs for the purpose of getting high?





Response	6	8	10	12	Total	
Very wrong	95.0	91.0	81.5	78.0	86.8	
Wrong	4.4	6.0	11.5	15.3	9.0	
A little bit wrong	0.3	1.5	4.2	5.9	2.9	
Not at all wrong	0.3	1.5	2.8	0.8	1.4	
N of Valid	298	266	287	236	1087	
N of Miss	9	7	3	4	23	

Table 90: How wrong do you think it is for someone your age to: use synthetic marijuana (K2, spice) or bath salts?





Response	6	8	10	12	Total	
Very wrong	95.2	90.2	84.7	81.7	88.3	
Wrong	3.4	6.4	10.8	12.3	8.0	
A little bit wrong	1.0	1.5	2.1	4.7	2.2	
Not at all wrong	0.3	1.9	2.4	1.3	1.5	
N of Valid	294	266	287	235	1082	
N of Miss	13	7	3	5	28	

Table 91: How wrong do you think it is for someone your age to: use LSD, cocaine, amphetamines or another illegal drug?





Response	6	8	10	12	Total	
Very wrong	96.6	93.2	85.4	83.1	89.9	
Wrong	2.7	4.5	10.1	11.9	7.1	
A little bit wrong	0.3	1.5	1.0	3.8	1.6	
Not at all wrong	0.3	0.8	3.5	1.3	1.5	
N of Valid	297	264	287	236	1084	
N of Miss	10	9	3	4	26	

Table 92: How wrong do you think it is for someone your age to: use e-cigarettes, e-cigars or e-hookahs (vaping)?





Response	6	8	10	12	Total	
Very wrong	90.2	76.7	54.7	43.4	67.4	
Wrong	6.7	11.7	15.0	13.6	11.6	
A little bit wrong	2.0	6.8	18.5	22.6	12.0	
Not at all wrong	1.0	4.9	11.8	20.4	9.0	
N of Valid	297	266	287	235	1085	
N of Miss	10	7	3	5	25	

Table 93: At school during the past 12 months, did you receive help from the resource teacher, speech therapist or other special education teacher?

Response	6	8	10	12	Total
No	0.0	0.0	0.0	0.0	0.0
Yes	0.0	0.0	0.0	0.0	0.0
N of Valid	0	0	0	0	0
N of Miss	0	0	0	0	0

Table 94: How many times in the past year (12 months) have you: been suspended from school?

Response	6	8	10	12	Total
Never	90.3	87.8	90.9	90.7	90.0
1 to 2 times	8.7	9.9	7.3	7.6	8.4
3 to 5 times	1.0	1.5	1.4	1.3	1.3
6 to 9 times	0.0	0.4	0.0	0.4	0.2
10+ times	0.0	0.4	0.3	0.0	0.2
N of Valid	300	263	286	237	1086
N of Miss	7	10	4	3	24

Table 95: How many times in the past year (12 months) have you: carried a handgun?

Response	6	8	10	12	Total
Never	96.6	97.0	94.4	91.6	95.0
1 to 2 times	2.0	1.9	1.8	2.1	1.9
3 to 5 times	0.7	0.4	1.1	2.5	1.1
6 to 9 times	0.3	0.0	0.4	0.4	0.3
10+ times	0.3	0.8	2.5	3.4	1.7
N of Valid	294	263	285	237	1079
N of Miss	13	10	5	3	31

Table 96: How many times in the past year (12 months) have you: sold illegal drugs?






Response	6	8	10	12	Total	
Never	100.0	97.7	93.7	93.2	96.3	
1 to 2 times	0.0	1.1	3.2	2.1	1.6	
3 to 5 times	0.0	0.8	1.1	1.7	0.8	
6 to 9 times	0.0	0.4	0.0	0.4	0.2	
10+ times	0.0	0.0	2.1	2.5	1.1	
N of Valid	298	262	284	236	1080	
N of Miss	9	11	6	4	30	

Table 97: How many times in the past year (12 months) have you: stolen or tried to steal a motor vehicle such as a car or motorcycle?





Response	6	8	10	12	Total	
Never	99.7	98.1	97.6	99.2	98.6	
1 to 2 times	0.3	1.1	2.1	0.8	1.1	
3 to 5 times	0.0	0.0	0.0	0.0	0.0	
6 to 9 times	0.0	0.4	0.0	0.0	0.1	
10+ times	0.0	0.4	0.3	0.0	0.2	
N of Valid	297	262	286	236	1081	
N of Miss	10	11	4	4	29	

Table 98: How many times in the past year (12 months) have you: participated in clubs, organizations or activities at school?






Response	6	8	10	12	Total	
Never	35.6	36.0	35.2	38.5	36.2	
1 to 2 times	28.9	24.5	16.9	8.5	20.2	
3 to 5 times	13.4	14.2	13.4	8.5	12.5	
6 to 9 times	4.4	3.8	3.9	3.8	4.0	
10+ times	17.8	21.5	30.6	40.6	27.0	
N of Valid	298	261	284	234	1077	
N of Miss	9	12	6	6	33	

Table 99: How many times in the past year (12 months) have you: been arrested?


Response	6	8	10	12	Total	
Never	98.3	97.3	97.6	97.4	97.7	
1 to 2 times	1.4	2.7	2.1	2.6	2.1	
3 to 5 times	0.3	0.0	0.0	0.0	0.1	
6 to 9 times	0.0	0.0	0.0	0.0	0.0	
10+ times	0.0	0.0	0.3	0.0	0.1	
N of Valid	295	264	286	234	1079	
N of Miss	12	9	4	6	31	

Table 100: How many times in the past year (12 months) have you: attacked someone with the idea of seriously hurting them?


Response	6	8	10	12	Total	
Never	93.9	91.6	92.3	91.1	92.3	
1 to 2 times	3.4	6.9	6.0	6.8	5.6	
3 to 5 times	2.0	0.8	1.1	1.7	1.4	
6 to 9 times	0.0	0.0	0.7	0.0	0.2	
10+ times	0.7	0.8	0.0	0.4	0.5	
N of Valid	297	262	285	236	1080	
N of Miss	10	11	5	4	30	

Table 101: How many times in the past year (12 months) have you: been drunk or high at school?


Response	6	8	10	12	Total	
Never	100.0	96.6	93.0	86.9	94.5	
1 to 2 times	0.0	2.3	3.2	4.2	2.3	
3 to 5 times	0.0	0.8	1.8	1.7	1.0	
6 to 9 times	0.0	0.0	0.0	1.7	0.4	
10+ times	0.0	0.4	2.1	5.5	1.8	
N of Valid	298	264	285	236	1083	
N of Miss	9	9	5	4	27	

Table 102: How many times in the past year (12 months) have you: taken a handgun to school?




Response	6	8	10	12	Total	
Never	99.7	99.6	99.3	99.6	99.5	
1 to 2 times	0.3	0.4	0.3	0.4	0.4	
3 to 5 times	0.0	0.0	0.3	0.0	0.1	
6 to 9 times	0.0	0.0	0.0	0.0	0.0	
10+ times	0.0	0.0	0.0	0.0	0.0	
N of Valid	297	263	286	236	1082	
N of Miss	10	10	4	4	28	

Table 103: How many times in the past year (12 months) have you: used e-cigarettes, e-cigars, or e-hookahs (vaping)?




Response	6	8	10	12	Total	
Never	99.7	99.6	99.3	99.6	99.5	
1 to 2 times	0.3	0.4	0.3	0.4	0.4	
3 to 5 times	0.0	0.0	0.3	0.0	0.1	
6 to 9 times	0.0	0.0	0.0	0.0	0.0	
10+ times	0.0	0.0	0.0	0.0	0.0	
N of Valid	297	263	286	236	1082	
N of Miss	10	10	4	4	28	

Table 104: Are you currently on probation, or assigned a probation officer with Juvenile Court?



Response	6	8	10	12	Total	
No	99.6	97.7	97.0	99.5	98.4	
Yes	0.4	2.3	3.0	0.5	1.6	
N of Valid	251	214	237	183	885	
N of Miss	56	59	53	57	225	

Table 105: Have you ever belonged to a gang?


Response	6	8	10	12	Total	
No	94.0	95.5	95.1	94.9	94.8	
No, but would like to	1.0	1.1	1.4	2.1	1.4	
Yes, in the past	2.7	2.3	1.7	0.9	1.9	
Yes, belong now	2.0	1.1	1.4	2.1	1.7	
Yes, but would like to get out	0.3	0.0	0.3	0.0	0.2	
N of Valid	300	265	286	235	1086	
N of Miss	7	8	4	5	24	

Table 106: If you have ever belonged to a gang, did that gang have a name?


Response	6	8	10	12	Total	
No	8.8	7.6	13.1	13.0	10.5	
Yes	3.7	3.8	2.5	2.6	3.2	
I have never belonged to a gang	87.5	88.6	84.4	84.4	86.3	
N of Valid	296	264	282	231	1073	
N of Miss	11	9	8	9	37	

Table 107: You are at a party at someone's house, and one of your friends offers you a drink containing alcohol. What would you say or do?


Response	6	8	10	12	Total	
Drink it	4.0	8.8	25.4	41.3	18.9	
Tell your friend, 'No thanks, I don't drink' and suggest that you and your friend go and do something else	46.8	41.6	35.6	29.8	38.9	
Just say, 'No thanks' and walk away	26.4	27.9	25.4	20.4	25.2	
Make up a good excuse, tell your friend you had something else to do, and leave	22.7	21.8	13.7	8.5	17.0	
N of Valid	299	262	284	235	1080	
N of Miss	8	11	6	5	30	

Table 108: How often do you attend religious services or activities?

Response	6	8	10	12	Total
Never	18.8	12.2	14.0	16.5	15.4
Rarely	16.8	17.9	18.6	18.6	17.9
1-2 Times a Month	8.9	11.0	10.2	18.2	11.8
About Once a Week or More	55.5	58.9	57.2	46.6	54.8
N of Valid	292	263	285	236	1076
N of Miss	15	10	5	4	34

Table 109: I think sometimes it's okay to cheat at school.

Response	6	8	10	12	Total
NO!	63.6	39.8	19.2	14.5	35.5
no	29.1	46.4	44.9	41.7	40.2
yes	6.3	12.6	30.3	37.0	20.8
YES!	1.0	1.1	5.6	6.8	3.5
N of Valid	302	261	287	235	1085
N of Miss	5	12	3	5	25

Table 110: It is important to think before you act.

Response	6	8	10	12	Total
NO!	2.0	2.7	1.4	3.4	2.3
no	2.4	3.4	4.9	2.1	3.2
yes	22.0	36.0	43.4	35.5	34.0
YES!	73.6	57.9	50.3	59.0	60.4
N of Valid	296	261	286	234	1077
N of Miss	11	12	4	6	33

Table 111: Sometimes I think that life is not worth it.





Response	6	8	10	12	Total	
NO!	61.2	47.3	37.7	39.6	46.9	
no	21.8	25.4	25.0	26.4	24.5	
yes	13.3	19.6	27.5	26.0	21.3	
YES!	3.7	7.7	9.9	8.1	7.3	
N of Valid	294	260	284	235	1073	
N of Miss	13	13	6	5	37	

Table 112: At times I think I am no good at all.





Response	6	8	10	12	Total	
NO!	41.5	34.5	27.8	30.8	33.9	
no	23.4	28.7	23.6	27.4	25.6	
yes	27.8	26.7	35.9	32.9	30.8	
YES!	7.4	10.1	12.7	9.0	9.8	
N of Valid	299	258	284	234	1075	
N of Miss	8	15	6	6	35	

Table 113: All in all, I am inclined to think that I am a failure.





Response	6	8	10	12	Total	
NO!	56.4	45.4	34.8	41.6	44.7	
no	27.1	32.3	40.4	35.2	33.7	
yes	13.7	15.8	16.0	16.7	15.5	
YES!	2.7	6.5	8.7	6.4	6.1	
N of Valid	291	260	287	233	1071	
N of Miss	16	13	3	7	39	

Table 114: In the past year, have you felt depressed or sad MOST days, even if you felt okay sometimes?





Response	6	8	10	12	Total	
NO!	38.0	39.2	27.4	34.6	34.7	
no	27.5	25.4	29.9	25.2	27.1	
yes	26.4	21.9	27.8	26.9	25.8	
YES!	8.1	13.5	14.9	13.2	12.3	
N of Valid	295	260	288	234	1077	
N of Miss	12	13	2	6	33	

Table 115: It is all right to beat up people if they start the fight.





Response	6	8	10	12	Total	
NO!	45.3	32.8	22.6	22.5	31.3	
no	20.9	25.5	25.1	26.4	24.3	
yes	17.9	21.6	30.0	26.4	23.9	
YES!	15.9	20.1	22.3	24.7	20.5	
N of Valid	296	259	287	231	1073	
N of Miss	11	14	3	9	37	

Table 116: I think it is okay to take something without asking if you can get away with it.





Response	6	8	10	12	Total	
NO!	84.2	65.9	54.7	58.5	66.4	
no	14.4	29.9	40.1	35.0	29.4	
yes	1.0	3.4	4.5	4.7	3.3	
YES!	0.3	0.8	0.7	1.7	0.8	
N of Valid	298	261	287	234	1080	
N of Miss	9	12	3	6	30	

Table 117: Where do you get the most information about living a drug and alcohol free life? Parents/guardians





Response	6	8	10	12	Total	
All the time	54.3	51.9	40.6	45.1	48.0	
Most	17.9	20.8	26.2	26.2	22.6	
Some	16.5	19.6	18.5	21.0	18.8	
Very little	11.3	7.7	14.7	7.7	10.6	
N of Valid	291	260	286	233	1070	
N of Miss	16	13	4	7	40	

Table 118: Where do you get the most information about living a drug and alcohol free life? Friends





Response	6	8	10	12	Total	
All the time	23.2	13.5	12.4	15.2	16.2	
Most	13.0	17.1	14.1	12.6	14.2	
Some	24.2	29.8	30.7	29.4	28.4	
Very little	39.6	39.7	42.8	42.9	41.2	
N of Valid	285	252	283	231	1051	
N of Miss	22	21	7	9	59	

Table 119: Where do you get the most information about living a drug and alcohol free life? Family members





Response	6	8	10	12	Total	
All the time	46.5	38.4	27.7	29.4	35.7	
Most	21.5	23.6	24.8	28.1	24.4	
Some	17.3	23.3	26.2	23.8	22.6	
Very little	14.8	14.7	21.3	18.6	17.3	
N of Valid	284	258	282	231	1055	
N of Miss	23	15	8	9	55	

Table 120: Where do you get the most information about living a drug and alcohol free life? School





Response	6	8	10	12	Total	
All the time	67.1	69.5	48.6	43.7	57.7	
Most	16.8	14.8	28.4	29.9	22.2	
Some	6.5	11.7	16.0	19.5	13.1	
Very little	9.6	3.9	7.1	6.9	7.0	
N of Valid	292	256	282	231	1061	
N of Miss	15	17	8	9	49	

Table 121: Where do you get the most information about living a drug and alcohol free life? Internet





Response	6	8	10	12	Total	
All the time	15.3	13.5	7.8	12.6	12.3	
Most	11.1	13.5	13.4	14.8	13.1	
Some	26.7	31.1	32.2	27.8	29.5	
Very little	46.9	41.8	46.6	44.8	45.2	
N of Valid	288	251	283	230	1052	
N of Miss	19	22	7	10	58	

Table 122: Where do you get the most information about living a drug and alcohol free life? TV





Response	6	8	10	12	Total	
All the time	21.0	16.4	9.9	13.9	15.3	
Most	14.3	18.8	13.0	14.3	15.1	
Some	29.0	30.5	37.0	27.8	31.2	
Very little	35.7	34.4	40.1	43.9	38.4	
N of Valid	286	256	284	230	1056	
N of Miss	21	17	6	10	54	

Table 123: Where do you get the most information about living a drug and alcohol free life? Social media

Response	6	8	10	12	Total
All the time	12.7	9.8	8.9	13.9	11.2
Most	9.5	16.1	11.4	11.7	12.1
Some	19.0	27.2	29.5	28.1	25.8
Very little	58.8	46.9	50.2	46.3	50.9
N of Valid	284	254	281	231	1050
N of Miss	23	19	9	9	60

Table 124: How much do you think people risk harming themselves (physically or in other ways) if they: smoked one or more packs of cigarettes per day?

Response	6	8	10	12	Total
No risk	8.1	5.0	4.6	6.6	6.1
Slight risk	5.4	8.0	8.5	12.4	8.4
Moderate risk	21.0	21.8	22.8	20.8	21.6
Great risk	65.4	65.1	64.1	60.2	63.9
N of Valid	295	261	281	226	1063
N of Miss	12	12	9	14	47

Table 125: How much do you think people risk harming themselves (physically or in other ways) if they: try marijuana once or twice?

Response	6	8	10	12	Total
No risk	10.2	17.6	28.5	36.1	22.4
Slight risk	22.4	29.1	32.0	32.2	28.7
Moderate risk	22.8	29.9	16.0	13.2	20.7
Great risk	44.6	23.4	23.5	18.5	28.2
N of Valid	294	261	281	227	1063
N of Miss	13	12	9	13	47

Table 126: How much do you think people risk harming themselves (physically or in other ways) if they: smoke marijuana once or twice a week?





Response	6	8	10	12	Total	
No risk	8.2	11.8	17.3	28.4	15.8	
Slight risk	9.2	10.6	21.9	19.8	15.2	
Moderate risk	24.3	29.9	23.0	22.5	25.0	
Great risk	58.2	47.6	37.8	29.3	44.1	
N of Valid	292	254	278	222	1046	
N of Miss	15	19	12	18	64	

Table 127: How much do you think people risk harming themselves (physically or in other ways) if they: take one or two drinks of an alcoholic beverage (beer, wine, liquor) nearly every day?





Response	6	8	10	12	Total	
No risk	10.5	10.0	8.5	14.2	10.7	
Slight risk	18.0	18.0	17.8	22.7	18.9	
Moderate risk	24.1	32.6	27.4	23.6	27.0	
Great risk	47.3	39.5	46.3	39.6	43.4	
N of Valid	294	261	281	225	1061	
N of Miss	13	12	9	15	49	

Table 128: How much do you think people risk harming themselves (physically or in other ways) if they: have five or more drinks of an alcoholic beverage once or twice a weekend?





Response	6	8	10	12	Total	
No risk	9.9	6.9	6.1	12.0	8.6	
Slight risk	7.5	8.8	11.5	16.0	10.7	
Moderate risk	28.2	23.8	25.1	23.6	25.3	
Great risk	54.4	60.4	57.3	48.4	55.4	
N of Valid	294	260	279	225	1058	
N of Miss	13	13	11	15	52	

Table 129: How much do you think people risk harming themselves (physically or in other ways) if they: use prescription drugs that are not prescribed to them?

Response	6	8	10	12	Total	
No risk	6.4	5.0	4.3	7.1	5.6	
Slight risk	4.4	5.4	5.0	8.8	5.7	
Moderate risk	18.0	16.9	14.6	14.6	16.1	
Great risk	71.2	72.7	76.2	69.5	72.5	
N of Valid	295	260	281	226	1062	
N of Miss	12	13	9	14	48	

Table 130: How much do you think people risk harming themselves (physically or in other ways) if they: use non-prescription drugs to get high?

Response	6	8	10	12	Total	
No risk	6.8	6.2	4.3	7.6	6.1	
Slight risk	3.1	4.6	4.3	4.9	4.2	
Moderate risk	12.3	13.1	15.3	16.0	14.1	
Great risk	77.8	76.1	76.2	71.6	75.6	
N of Valid	293	259	281	225	1058	
N of Miss	14	14	9	15	52	

Table 131: How much do you think people risk harming themselves (physically or in other ways) if they: use e-cigarettes, e-cigars, or e-hookahs?

Response	6	8	10	12	Total	
No risk	11.8	15.1	23.1	27.6	18.9	
Slight risk	17.2	25.9	27.0	31.6	25.0	
Moderate risk	19.9	22.8	20.6	15.1	19.8	
Great risk	51.0	36.3	29.2	25.8	36.3	
N of Valid	296	259	281	225	1061	
N of Miss	11	14	9	15	49	

Table 132: Have you ever used smokeless tobacco (chew, snuff, plug, dipping tobacco, or chewing tobacco)?






Response	6	8	10	12	Total	
Never	94.9	93.1	82.4	71.7	86.2	
Once or Twice	4.1	4.6	11.1	9.3	7.2	
Once in a while but not regularly	0.3	0.4	3.6	5.8	2.4	
Regularly in the past	0.7	1.2	1.8	4.9	2.0	
Regularly now	0.0	0.8	1.1	8.4	2.3	
N of Valid	295	260	279	226	1060	
N of Miss	12	13	11	14	50	

Table 133: How often have you used smokeless tobacco during the past 30 days?







Response	6	8	10	12	Total	
Not at all	98.3	96.9	94.3	84.1	93.9	
Once or twice	1.0	1.9	3.6	5.3	2.8	
Once or twice per week	0.7	0.8	0.7	1.8	0.9	
Three to five times per week	0.0	0.0	1.1	1.8	0.7	
About once a day	0.0	0.0	0.0	0.4	0.1	
More than once a day	0.0	0.4	0.4	6.6	1.6	
N of Valid	296	259	280	227	1062	
N of Miss	11	14	10	13	48	

Table 134: Have you ever smoked cigarettes?






Response	6	8	10	12	Total	
Never	93.2	87.7	75.9	57.3	79.6	
Once or Twice	5.4	8.0	9.7	17.2	9.7	
Once in a while but not regularly	0.3	1.9	6.8	12.3	5.0	
Regularly in the past	0.7	1.5	3.2	7.0	2.9	
Regularly now	0.3	0.8	4.3	6.2	2.7	
N of Valid	295	261	278	227	1061	
N of Miss	12	12	12	13	49	

Table 135: How frequently have you smoked cigarettes during the past 30 days?


Response	6	8	10	12	Total	
Not at all	99.0	96.9	89.3	79.2	91.7	
Less than one cigarette per day	0.7	1.9	6.4	11.1	4.7	
One to five cigarettes per day	0.0	0.8	2.8	4.9	2.0	
About one-half pack per day	0.0	0.4	1.1	2.2	0.8	
About one pack per day	0.3	0.0	0.4	1.8	0.6	
About one and one-half packs per day	0.0	0.0	0.0	0.9	0.2	
Two packs or more per day	0.0	0.0	0.0	0.0	0.0	
N of Valid	296	260	281	226	1063	
N of Miss	11	13	9	14	47	

Table 136: Which statement best describes rules about smoking inside your home or your family cars?


Response	6	8	10	12	Total	
Smoking is not allowed anywhere inside your home or cars	69.2	64.5	65.9	70.7	67.5	
Smoking is allowed in some places and at some times or in some cars	11.6	10.0	12.9	15.1	12.3	
Smoking is allowed anywhere inside the home or cars	1.7	4.2	3.9	4.4	3.5	
There are no rules about smoking inside the home or cars	2.4	2.7	5.0	5.8	3.9	
I don't know	15.1	18.5	12.2	4.0	12.8	
N of Valid	292	259	279	225	1055	
N of Miss	15	14	11	15	55	

Table 137: Have you ever used e-cigarettes, e-cigars, or e-hookahs (vaping)?


Response	6	8	10	12	Total	
Never	94.9	84.8	71.4	54.7	77.6	
Once or Twice	4.1	6.6	11.1	16.0	9.1	
Once in a while but not regularly	1.0	6.2	8.9	15.6	7.5	
Regularly in the past	0.0	1.2	3.6	6.2	2.6	
Regularly now	0.0	1.2	5.0	7.6	3.2	
N of Valid	293	257	280	225	1055	
N of Miss	14	16	10	15	55	

Table 138: How frequently have you used e-cigarettes, e-cigars, or e-hookahs (vaping)?








Response	6	8	10	12	Total	
Not at all	99.3	91.4	84.9	72.5	87.9	
Less than 10 puffs per day	0.3	6.2	8.2	14.9	7.0	
10 to 50 puffs per day	0.3	1.6	3.6	6.3	2.8	
About one-half cartomiser per day	0.0	0.8	1.1	1.4	0.8	
About one cartomiser per day	0.0	0.0	1.4	2.3	0.9	
About one and one-half cartomisers per day	0.0	0.0	0.4	1.4	0.4	
Two cartomisers or more per day	0.0	0.0	0.4	1.4	0.4	
N of Valid	291	256	279	222	1048	
N of Miss	16	17	11	18	62	

Table 139: During this school year, were you taught in any of your classes about the dangers of tobacco use?






Response	6	8	10	12	Total	
Never	17.8	7.4	13.3	21.2	14.8	
Rarely	9.8	9.8	12.6	19.8	12.7	
Sometimes	24.7	30.9	31.7	29.3	29.1	
Often	28.2	27.7	25.9	17.6	25.2	
Almost always	19.5	24.2	16.5	12.2	18.3	
N of Valid	287	256	278	222	1043	
N of Miss	20	17	12	18	67	

Table 140: During the past 12 months, have you participated in any community activities to discourage people your age from using cigarettes, chewing tobacco, snuff, dip or cigars, e-cigarettes, e-cigars, or e-hookahs?






Response	6	8	10	12	Total	
Never	49.3	61.7	60.6	57.9	57.2	
Rarely	19.8	17.6	14.0	19.5	17.6	
Sometimes	14.2	10.2	14.0	11.8	12.6	
Often	8.7	6.6	6.5	6.3	7.1	
Almost always	8.0	3.9	5.0	4.5	5.5	
N of Valid	288	256	279	221	1044	
N of Miss	19	17	11	19	66	

Table 141: Think back over the last two weeks. How many times have you had five or more alcoholic drinks in a row?


Response	6	8	10	12	Total	
None	98.6	95.6	92.1	82.9	92.8	
Once	1.0	3.6	1.4	6.8	3.0	
Twice	0.3	0.4	2.9	5.9	2.2	
3-5 times	0.0	0.4	3.6	2.7	1.6	
6-9 times	0.0	0.0	0.0	0.0	0.0	
10 or more times	0.0	0.0	0.0	1.8	0.4	
N of Valid	290	252	279	222	1043	
N of Miss	17	21	11	18	67	

Table 142: During the past 30 days, how many times did you ride in a car or other vehicle driven by someone who had been drinking alcohol or using drugs to get high?


Response	6	8	10	12	Total	
0 times	90.7	92.5	88.8	86.0	89.6	
1 time	3.4	3.2	7.2	5.0	4.7	
2 or 3 times	3.8	2.8	1.8	4.5	3.2	
4 or 5 times	0.0	0.0	1.1	2.3	0.8	
6 or more times	2.1	1.6	1.1	2.3	1.7	
N of Valid	291	252	276	222	1041	
N of Miss	16	21	14	18	69	

Table 143: During the past 30 days, how many times did you drive a car or other vehicle when you had been drinking alcohol or using drugs to get high?



Response	6	8	10	12	Total	
I did not drive a car in the past 30 days	54.0	62.5	46.5	26.9	48.2	
0 times	45.3	35.9	50.6	66.2	48.9	
1 time	0.4	1.2	1.1	1.8	1.1	
2 or 3 times	0.4	0.0	1.1	2.3	0.9	
4 or 5 times	0.0	0.4	0.4	0.0	0.2	
6 or more times	0.0	0.0	0.4	2.7	0.7	
N of Valid	276	248	271	219	1014	
N of Miss	31	25	19	21	96	

Table 144: If you drank alcohol (not just a sip or taste) in the past year, where did you usually drink it?

Response	6	8	10	12	Total	
I did not drink alcohol in the past year	95.2	89.7	74.4	49.5	78.8	
At my home	3.1	4.4	10.7	15.7	8.1	
At someone else's home	1.0	4.8	11.5	26.9	10.1	
At an open area like a park, beach, field, back road, woods, or a street corner	0.3	0.4	1.9	5.1	1.8	
At a sporting event or concert	0.3	0.0	0.0	0.0	0.1	
At a restaurant, bar, or a nightclub	0.0	0.4	0.0	1.4	0.4	
At an empty building or a construction site	0.0	0.4	0.4	0.0	0.2	
At a hotel/motel	0.0	0.0	0.7	1.4	0.5	
An a car	0.0	0.0	0.0	0.0	0.0	
At school	0.0	0.0	0.4	0.0	0.1	
N of Valid	290	252	270	216	1028	
N of Miss	17	21	20	24	82	

Table 145: How do you feel about someone your age having one or two drinks of an alcoholic beverage nearly every day?

Response	6	8	10	12	Total	
Neither approve nor disapprove	20.1	29.5	29.3	32.3	27.4	
Somewhat disapprove	7.3	12.0	22.3	21.4	15.4	
Strongly disapprove	60.2	49.4	39.9	38.6	47.6	
Don't know or can't say	12.5	9.2	8.4	7.7	9.6	
N of Valid	289	251	273	220	1033	
N of Miss	18	22	17	20	77	

Table 146: On how many occasions have you had alcoholic beverages (beer, wine or hard liquor) to drink in your lifetime - more than just a few sips?

Response	6	8	10	12	Total	
0	90.2	84.8	68.8	41.2	72.9	
1-2	7.1	8.2	12.0	10.0	9.2	
3-5	2.0	3.1	6.2	12.2	5.5	
6-9	0.7	0.8	4.7	8.6	3.4	
10+	0.0	3.1	8.3	28.1	8.9	
N of Valid	295	257	276	221	1049	
N of Miss	12	16	14	19	61	

Table 147: On how many occasions have you drunk one of more drinks of an alcoholic beverage during the past 30 days?






Response	6	8	10	12	Total	
0	98.3	96.9	90.5	71.4	90.2	
1-2	1.7	2.0	5.1	16.8	5.8	
3-5	0.0	0.4	3.3	5.9	2.2	
6-9	0.0	0.4	0.4	1.8	0.6	
10+	0.0	0.4	0.7	4.1	1.1	
N of Valid	296	256	274	220	1046	
N of Miss	11	17	16	20	64	

Table 148: On how many occasions have you used marijuana (grass, pot) or hashish (hash, hash oil) in your lifetime?






Response	6	8	10	12	Total	
0	99.3	94.1	80.7	67.6	86.4	
1-2	0.3	2.3	4.7	8.6	3.7	
3-5	0.0	1.6	4.4	3.6	2.3	
6-9	0.0	0.4	1.1	5.4	1.5	
10+	0.3	1.6	9.1	14.9	6.0	
N of Valid	295	256	274	222	1047	
N of Miss	12	17	16	18	63	

Table 149: On how many occasions have you used marijuana (grass, pot) or hashish (hash, hash oil) during the past 30 days?






Response	6	8	10	12	Total	
0	99.7	96.5	91.3	86.8	94.0	
1-2	0.3	1.6	2.2	3.7	1.8	
3-5	0.0	1.6	2.2	0.5	1.1	
6-9	0.0	0.0	1.8	1.4	0.8	
10+	0.0	0.4	2.5	7.8	2.4	
N of Valid	293	257	276	219	1045	
N of Miss	14	16	14	21	65	

Table 150: On how many occasions have you used LSD or other psychedelics in your lifetime?


Response	6	8	10	12	Total	
0	99.3	99.2	97.1	96.3	98.1	
1-2	0.3	0.4	1.8	2.3	1.2	
3-5	0.0	0.0	0.7	0.5	0.3	
6-9	0.3	0.0	0.0	0.5	0.2	
10+	0.0	0.4	0.4	0.5	0.3	
N of Valid	290	256	276	217	1039	
N of Miss	17	17	14	23	71	

Table 151: On how many occasions have you used LSD or other psychedelics during the past 30 days?


Response	6	8	10	12	Total	
0	99.7	100.0	98.9	98.6	99.3	
1-2	0.0	0.0	1.1	1.4	0.6	
3-5	0.0	0.0	0.0	0.0	0.0	
6-9	0.3	0.0	0.0	0.0	0.1	
10+	0.0	0.0	0.0	0.0	0.0	
N of Valid	289	254	276	219	1038	
N of Miss	18	19	14	21	72	

Table 152: On how many occasions have you used cocaine or crack in your lifetime?


Response	6	8	10	12	Total	
0	99.7	99.2	97.8	96.8	98.5	
1-2	0.0	0.8	1.1	0.9	0.7	
3-5	0.0	0.0	0.7	1.4	0.5	
6-9	0.3	0.0	0.0	0.5	0.2	
10+	0.0	0.0	0.4	0.5	0.2	
N of Valid	294	255	276	220	1045	
N of Miss	13	18	14	20	65	

Table 153: On how many occasions have you used cocaine or crack during the past 30 days?




Response	6	8	10	12	Total	
0	99.7	100.0	100.0	99.5	99.8	
1-2	0.0	0.0	0.0	0.0	0.0	
3-5	0.0	0.0	0.0	0.5	0.1	
6-9	0.3	0.0	0.0	0.0	0.1	
10+	0.0	0.0	0.0	0.0	0.0	
N of Valid	292	256	273	218	1039	
N of Miss	15	17	17	22	71	

Table 154: On how many occasions have you sniffed glue, breathed the contents of an aerosol spray can, or inhaled other gases or sprays, in order to get high in your lifetime?






Response	6	8	10	12	Total	
0	95.6	97.6	95.7	95.0	96.0	
1-2	3.4	1.6	2.2	3.2	2.6	
3-5	1.0	0.4	1.4	0.9	1.0	
6-9	0.0	0.0	0.4	0.0	0.1	
10+	0.0	0.4	0.4	0.9	0.4	
N of Valid	296	255	276	218	1045	
N of Miss	11	18	14	22	65	

Table 155: On how many occasions have you sniffed glue, breathed the contents of an aerosol spray can, or inhaled other gases or sprays, in order to get high during the past 30 days?





Response	6	8	10	12	Total	
0	97.9	98.0	98.6	99.1	98.4	
1-2	2.1	1.6	1.1	0.5	1.3	
3-5	0.0	0.4	0.0	0.5	0.2	
6-9	0.0	0.0	0.4	0.0	0.1	
10+	0.0	0.0	0.0	0.0	0.0	
N of Valid	290	255	276	219	1040	
N of Miss	17	18	14	21	70	

Table 156: On how many occasions have you used Pegaramide (peg, Peggy, etc.) in your lifetime?


Response	6	8	10	12	Total	
0	100.0	100.0	100.0	100.0	100.0	
1-2	0.0	0.0	0.0	0.0	0.0	
3-5	0.0	0.0	0.0	0.0	0.0	
6-9	0.0	0.0	0.0	0.0	0.0	
10+	0.0	0.0	0.0	0.0	0.0	
N of Valid	289	256	276	218	1039	
N of Miss	18	17	14	22	71	

Table 157: On how many occasions have you used Pegaramide (peg, Peggy, etc.) during the past 30 days?


Response	6	8	10	12	Total	
0	100.0	100.0	100.0	100.0	100.0	
1-2	0.0	0.0	0.0	0.0	0.0	
3-5	0.0	0.0	0.0	0.0	0.0	
6-9	0.0	0.0	0.0	0.0	0.0	
10+	0.0	0.0	0.0	0.0	0.0	
N of Valid	291	256	276	218	1041	
N of Miss	16	17	14	22	69	

Table 158: On how many occasions have you used synthetic marijuana (K2, spice) in your lifetime?





Response	6	8	10	12	Total	
0	99.7	98.0	97.1	95.9	97.8	
1-2	0.3	1.6	1.8	2.7	1.5	
3-5	0.0	0.4	0.7	0.5	0.4	
6-9	0.0	0.0	0.0	0.0	0.0	
10+	0.0	0.0	0.4	0.9	0.3	
N of Valid	291	256	276	220	1043	
N of Miss	16	17	14	20	67	

Table 159: On how many occasions have you used synthetic marijuana (K2, spice) during the past 30 days?



Response	6	8	10	12	Total	
0	99.7	99.2	99.3	100.0	99.5	
1-2	0.3	0.8	0.7	0.0	0.5	
3-5	0.0	0.0	0.0	0.0	0.0	
6-9	0.0	0.0	0.0	0.0	0.0	
10+	0.0	0.0	0.0	0.0	0.0	
N of Valid	291	253	276	220	1040	
N of Miss	16	20	14	20	70	

Table 160: On how many occasions have you used methamphetamines (meth, speed, crank, crystal meth) in your lifetime?





Response	6	8	10	12	Total	
0	100.0	99.6	99.3	99.1	99.5	
1-2	0.0	0.4	0.4	0.5	0.3	
3-5	0.0	0.0	0.4	0.0	0.1	
6-9	0.0	0.0	0.0	0.0	0.0	
10+	0.0	0.0	0.0	0.5	0.1	
N of Valid	291	256	276	219	1042	
N of Miss	16	17	14	21	68	

Table 161: On how many occasions have you used methamphetamines (meth, speed, crank, crystal meth) in the past 30 days?



Response	6	8	10	12	Total	
0	100.0	99.6	100.0	100.0	99.9	
1-2	0.0	0.4	0.0	0.0	0.1	
3-5	0.0	0.0	0.0	0.0	0.0	
6-9	0.0	0.0	0.0	0.0	0.0	
10+	0.0	0.0	0.0	0.0	0.0	
N of Valid	292	256	276	218	1042	
N of Miss	15	17	14	22	68	

Table 162: On how many occasions have you used other chemical products (bath salts, plant food, etc.) in your lifetime?





Response	6	8	10	12	Total	
0	98.3	99.6	99.6	99.5	99.2	
1-2	1.0	0.4	0.0	0.5	0.5	
3-5	0.3	0.0	0.0	0.0	0.1	
6-9	0.0	0.0	0.0	0.0	0.0	
10+	0.3	0.0	0.4	0.0	0.2	
N of Valid	289	255	276	219	1039	
N of Miss	18	18	14	21	71	

Table 163: On how many occasions have you used other chemical products (bath salts, plant food, etc.) during the past 30 days?





Response	6	8	10	12	Total	
0	99.7	99.6	99.6	100.0	99.7	
1-2	0.0	0.4	0.0	0.0	0.1	
3-5	0.3	0.0	0.0	0.0	0.1	
6-9	0.0	0.0	0.0	0.0	0.0	
10+	0.0	0.0	0.4	0.0	0.1	
N of Valid	289	255	276	218	1038	
N of Miss	18	18	14	22	72	

Table 164: On how many occasions have you used heroin or other opiates in your lifetime?






Response	6	8	10	12	Total	
0	100.0	99.2	98.2	97.2	98.7	
1-2	0.0	0.4	1.1	0.9	0.6	
3-5	0.0	0.0	0.0	0.5	0.1	
6-9	0.0	0.4	0.4	0.0	0.2	
10+	0.0	0.0	0.4	1.4	0.4	
N of Valid	289	255	276	217	1037	
N of Miss	18	18	14	23	73	

Table 165: On how many occasions have you used heroin or other opiates during the past 30 days?




Response	6	8	10	12	Total	
0	100.0	100.0	99.6	99.1	99.7	
1-2	0.0	0.0	0.4	0.5	0.2	
3-5	0.0	0.0	0.0	0.0	0.0	
6-9	0.0	0.0	0.0	0.0	0.0	
10+	0.0	0.0	0.0	0.5	0.1	
N of Valid	286	253	276	216	1031	
N of Miss	21	20	14	24	79	

Table 166: On how many occasions have you used MDMA ('X', 'E', or ecstasy) in your lifetime?






Response	6	8	10	12	Total	
0	100.0	99.6	97.1	97.2	98.5	
1-2	0.0	0.0	2.6	1.4	1.0	
3-5	0.0	0.0	0.4	0.5	0.2	
6-9	0.0	0.4	0.0	0.5	0.2	
10+	0.0	0.0	0.0	0.5	0.1	
N of Valid	285	255	274	217	1031	
N of Miss	22	18	16	23	79	

Table 167: On how many occasions have you used MDMA ('X', 'E', or ecstasy) during the past 30 days?





Response	6	8	10	12	Total	
0	100.0	99.6	99.6	99.5	99.7	
1-2	0.0	0.0	0.4	0.0	0.1	
3-5	0.0	0.0	0.0	0.0	0.0	
6-9	0.0	0.4	0.0	0.0	0.1	
10+	0.0	0.0	0.0	0.5	0.1	
N of Valid	285	255	276	216	1032	
N of Miss	22	18	14	24	78	

Table 168: On how many occasions have you taken prescription drugs (such as Valium, Xanax, Ritalin, Adderall, OxyContin, Tramadol, or sleeping pills) not prescribed to you in your lifetime?






Response	6	8	10	12	Total	
0	96.2	96.9	90.2	90.0	93.5	
1-2	1.7	1.2	2.9	2.3	2.0	
3-5	1.4	0.0	1.8	2.3	1.3	
6-9	0.0	0.0	1.1	0.9	0.5	
10+	0.7	2.0	4.0	4.6	2.7	
N of Valid	291	254	276	219	1040	
N of Miss	16	19	14	21	70	

Table 169: On how many occasions have you taken prescription drugs (such as Valium, Xanax, Ritalin, Adderall, OxyContin, Tramadol, or sleeping pills) not prescribed to you during the past 30 days?






Response	6	8	10	12	Total	
0	98.3	98.4	97.1	95.4	97.4	
1-2	1.7	0.4	1.4	2.7	1.5	
3-5	0.0	0.4	0.0	0.9	0.3	
6-9	0.0	0.0	0.4	0.0	0.1	
10+	0.0	0.8	1.1	0.9	0.7	
N of Valid	291	254	276	219	1040	
N of Miss	16	19	14	21	70	

Table 170: On how many occasions have you taken non-prescription medicines such as diet pills (for example, Dietac, Dexatrim or Prolamine), stay-awake pills (for example No-Doz, Vivarin, or Wake), or cough or cold medicines (robos, DXM, etc.) to get high in your lifetime?






Response	6	8	10	12	Total	
0	98.0	100.0	94.2	94.1	96.6	
1-2	1.0	0.0	1.8	0.9	1.0	
3-5	0.3	0.0	1.8	1.4	0.9	
6-9	0.0	0.0	0.4	1.4	0.4	
10+	0.7	0.0	1.8	2.3	1.1	
N of Valid	293	255	276	220	1044	
N of Miss	14	18	14	20	66	

Table 171: On how many occasions have you taken non-prescription medicines such as diet pills (for example, Dietac, Dexatrim or Prolamine), stay-awake pills (for example No-Doz, Vivarin, or Wake), or cough or cold medicines (robos, DXM, etc.) to get high during the past 30 days?





Response	6	8	10	12	Total	
0	99.3	100.0	98.9	98.2	99.1	
1-2	0.7	0.0	0.0	0.9	0.4	
3-5	0.0	0.0	0.7	0.5	0.3	
6-9	0.0	0.0	0.0	0.0	0.0	
10+	0.0	0.0	0.4	0.5	0.2	
N of Valid	289	253	276	219	1037	
N of Miss	18	20	14	21	73	

Table 172: On how many occasions have you been drunk or very high from drinking alcoholic beverages during the past 30 days?






Response	6	8	10	12	Total	
0	99.3	98.0	95.6	85.8	95.2	
1-2	0.7	1.6	2.6	6.8	2.7	
3-5	0.0	0.0	1.1	2.3	0.8	
6-9	0.0	0.0	0.4	1.8	0.5	
10+	0.0	0.4	0.4	3.2	0.9	
N of Valid	289	253	274	219	1035	
N of Miss	18	20	16	21	75	

Table 173: On how many occasions have you drunk flavored alcoholic beverages, sometimes called 'alcopops' (like Mike's Hard Lemonade, Smirnoff Ice, Bacardi Breezers, etc.) in your lifetime?






Response	6	8	10	12	Total	
0	95.2	92.1	83.7	60.3	84.1	
1-2	4.5	4.7	4.3	9.6	5.6	
3-5	0.0	1.6	4.0	8.7	3.3	
6-9	0.3	0.0	2.9	5.0	1.9	
10+	0.0	1.6	5.1	16.4	5.2	
N of Valid	292	254	276	219	1041	
N of Miss	15	19	14	21	69	

Table 174: On how many occasions have you drunk flavored alcoholic beverages, sometimes called 'alcopops' (like Mike's Hard Lemonade, Smirnoff Ice, Bacardi Breezers, etc.) during the past 30 days?






Response	6	8	10	12	Total	
0	99.3	98.4	94.9	83.1	94.5	
1-2	0.7	1.2	2.5	8.7	3.0	
3-5	0.0	0.0	1.8	3.7	1.3	
6-9	0.0	0.4	0.0	1.4	0.4	
10+	0.0	0.0	0.7	3.2	0.9	
N of Valid	292	253	275	219	1039	
N of Miss	15	20	15	21	71	

Table 175: If you smoked cigarettes (not just a puff or drag) in the past year, how did you usually get them?













Response	6	8	10	12	Total	
I did not smoke cigarettes in the past year	97.9	92.8	82.7	71.0	86.9	
I bought them myself with a fake ID	0.0	0.0	0.0	0.5	0.1	
I bought them myself without a fake ID	0.0	0.0	0.4	6.5	1.5	
I got them from someone I know age 18 or older	0.4	1.2	6.0	14.5	5.1	
I got them from someone I know under age 18	0.4	0.8	2.3	0.5	1.0	
I got them from my brother or sister	0.0	0.0	0.0	0.5	0.1	
I got them from home with my parents' permission	0.0	0.0	2.3	0.5	0.7	
I got them from home without my parents' permission	0.4	2.8	1.9	0.5	1.4	
I got them from another relative	0.0	0.0	0.0	0.5	0.1	
A stranger bought them for me	0.0	0.0	0.8	0.5	0.3	
I took them from a store or shop	0.0	0.0	0.0	0.5	0.1	
Other	1.1	2.4	3.8	4.2	2.8	
N of Valid	280	249	266	214	1009	
N of Miss	27	24	24	26	101	

Table 176: If you used e-cigarettes, e-cigars, or e-hookahs (not just a puff or drag) in the past year, how did you usually get them? - I did not use e-cigarettes, e-cigars, or e-hookahs in the past year



Response	6	8	10	12	Total	
No	0.7	8.4	20.6	27.1	13.4	
Yes	99.3	91.6	79.4	72.9	86.6	
N of Valid	277	249	262	210	998	
N of Miss	0	0	0	0	0	

Table 177: If you used e-cigarettes, e-cigars, or e-hookahs (not just a puff or drag) in the past year, how did you usually get them? - I bought them in a store such as a convenience store, supermarket, discount store, or gas station



Response	6	8	10	12	Total	
No	100.0	100.0	98.9	98.6	99.4	
Yes	0.0	0.0	1.1	1.4	0.6	
N of Valid	277	249	262	210	998	
N of Miss	0	0	0	0	0	

Table 178: If you used e-cigarettes, e-cigars, or e-hookahs (not just a puff or drag) in the past year, how did you usually get them? - I got them on the Internet



Response	6	8	10	12	Total	
No	100.0	100.0	98.5	96.7	98.9	
Yes	0.0	0.0	1.5	3.3	1.1	
N of Valid	277	249	262	210	998	
N of Miss	0	0	0	0	0	

Table 179: If you used e-cigarettes, e-cigars, or e-hookahs (not just a puff or drag) in the past year, how did you usually get them? - I got them at a store that sells electronic cigarettes, such as a "vape shop"



Response	6	8	10	12	Total	
No	100.0	99.6	98.9	95.7	98.7	
Yes	0.0	0.4	1.1	4.3	1.3	
N of Valid	277	249	262	210	998	
N of Miss	0	0	0	0	0	

Table 180: If you used e-cigarettes, e-cigars, or e-hookahs (not just a puff or drag) in the past year, how did you usually get them? - I got them from a family member



Response	6	8	10	12	Total	
No	99.6	98.4	97.7	97.6	98.4	
Yes	0.4	1.6	2.3	2.4	1.6	
N of Valid	277	249	262	210	998	
N of Miss	0	0	0	0	0	

Table 181: If you used e-cigarettes, e-cigars, or e-hookahs (not just a puff or drag) in the past year, how did you usually get them? - I got them from a friend



Response	6	8	10	12	Total	
No	99.3	94.8	87.0	87.1	92.4	
Yes	0.7	5.2	13.0	12.9	7.6	
N of Valid	277	249	262	210	998	
N of Miss	0	0	0	0	0	

Table 182: If you used e-cigarettes, e-cigars, or e-hookahs (not just a puff or drag) in the past year, how did you usually get them? - A stranger got them for me



Response	6	8	10	12	Total	
No	100.0	100.0	99.6	99.5	99.8	
Yes	0.0	0.0	0.4	0.5	0.2	
N of Valid	277	249	262	210	998	
N of Miss	0	0	0	0	0	

Table 183: If you used e-cigarettes, e-cigars, or e-hookahs (not just a puff or drag) in the past year, how did you usually get them? - I took them from a store or shop


Response	6	8	10	12	Total	
No	100.0	100.0	100.0	100.0	100.0	
Yes	0.0	0.0	0.0	0.0	0.0	
N of Valid	277	249	262	210	998	
N of Miss	0	0	0	0	0	

Table 184: If you used e-cigarettes, e-cigars, or e-hookahs (not just a puff or drag) in the past year, how did you usually get them? - I got them some other way



Response	6	8	10	12	Total	
No	100.0	98.0	96.9	97.6	98.2	
Yes	0.0	2.0	3.1	2.4	1.8	
N of Valid	277	249	262	210	998	
N of Miss	0	0	0	0	0	

Table 185: If you used marijuana (grass, pot) (not just a puff or drag) in the past year, how did you usually get it? - I did not use marijuana (grass, pot) in the past year



Response	6	8	10	12	Total	
No	1.1	7.7	19.6	27.8	13.3	
Yes	98.9	92.3	80.4	72.2	86.7	
N of Valid	277	248	265	212	1002	
N of Miss	0	0	0	0	0	

Table 186: If you used marijuana (grass, pot) (not just a puff or drag) in the past year, how did you usually get it? - I bought it myself



Response	6	8	10	12	Total	
No	100.0	99.2	91.3	89.2	95.2	
Yes	0.0	0.8	8.7	10.8	4.8	
N of Valid	277	248	265	212	1002	
N of Miss	0	0	0	0	0	

Table 187: If you used marijuana (grass, pot) (not just a puff or drag) in the past year, how did you usually get it? - I got it from someone at school



Response	6	8	10	12	Total	
No	100.0	98.8	98.5	97.2	98.7	
Yes	0.0	1.2	1.5	2.8	1.3	
N of Valid	277	248	265	212	1002	
N of Miss	0	0	0	0	0	

Table 188: If you used marijuana (grass, pot) (not just a puff or drag) in the past year, how did you usually get it? - I got it from someone with a medical marijuana card



Response	6	8	10	12	Total	
No	100.0	100.0	99.6	98.1	99.5	
Yes	0.0	0.0	0.4	1.9	0.5	
N of Valid	277	248	265	212	1002	
N of Miss	0	0	0	0	0	

Table 189: If you used marijuana (grass, pot) (not just a puff or drag) in the past year, how did you usually get it? - I got it from my brother or sister



Response	6	8	10	12	Total	
No	100.0	99.6	99.2	98.6	99.4	
Yes	0.0	0.4	0.8	1.4	0.6	
N of Valid	277	248	265	212	1002	
N of Miss	0	0	0	0	0	

Table 190: If you used marijuana (grass, pot) (not just a puff or drag) in the past year, how did you usually get it? - I got it from another relative



Response	6	8	10	12	Total	
No	100.0	98.4	97.4	97.6	98.4	
Yes	0.0	1.6	2.6	2.4	1.6	
N of Valid	277	248	265	212	1002	
N of Miss	0	0	0	0	0	

Table 191: If you used marijuana (grass, pot) (not just a puff or drag) in the past year, how did you usually get it? - Other



Response	6	8	10	12	Total	
No	98.9	96.4	93.2	91.0	95.1	
Yes	1.1	3.6	6.8	9.0	4.9	
N of Valid	277	248	265	212	1002	
N of Miss	0	0	0	0	0	

Table 192: If you drank alcohol (not just a sip or taste) in the past year, how did you usually get it?













Response	6	8	10	12	Total	
I did not drink alcohol in the past year	94.2	89.6	77.5	52.6	79.9	
I bought it myself with a fake ID	0.0	0.0	0.4	1.4	0.4	
I bought it myself without a fake ID	0.0	0.0	0.4	2.4	0.6	
I got it from someone I know age 21 or older	1.8	2.0	5.7	20.4	6.8	
I got it from someone I know under age 21	0.4	1.6	3.8	7.1	3.0	
I got it from my brother or sister	0.4	0.4	0.0	1.9	0.6	
I got it from home with my parents' permission	0.0	1.2	4.2	7.1	2.9	
I got it from home without my parents' permission	0.4	1.2	1.9	0.5	1.0	
I got it from another relative	0.0	1.6	0.8	1.9	1.0	
A stranger bought it for me	0.0	0.0	0.0	1.4	0.3	
I took it from a store or shop	0.4	0.0	0.0	0.0	0.1	
Other	2.5	2.4	5.3	3.3	3.4	
N of Valid	277	249	262	211	999	
N of Miss	30	24	28	29	111	

Table 193: If you used prescription drugs or over the counter drugs without a doctor telling you to use it or for the purpose of getting high, where did you get these drugs? -
Did not use



Response	6	8	10	12	Total	
No	1.8	1.6	7.3	10.8	5.1	
Yes	98.2	98.4	92.7	89.2	94.9	
N of Valid	275	247	262	213	997	
N of Miss	0	0	0	0	0	

Table 194: If you used prescription drugs or over the counter drugs without a doctor telling you to use it or for the purpose of getting high, where did you get these drugs? -
Bought or took from store or shop



Response	6	8	10	12	Total	
No	100.0	100.0	99.2	99.5	99.7	
Yes	0.0	0.0	0.8	0.5	0.3	
N of Valid	275	247	262	213	997	
N of Miss	0	0	0	0	0	

Table 195: If you used prescription drugs or over the counter drugs without a doctor telling you to use it or for the purpose of getting high, where did you get these drugs? -
Got from parents with permission



Response	6	8	10	12	Total	
No	99.6	99.6	99.6	99.1	99.5	
Yes	0.4	0.4	0.4	0.9	0.5	
N of Valid	275	247	262	213	997	
N of Miss	0	0	0	0	0	

Table 196: If you used prescription drugs or over the counter drugs without a doctor telling you to use it or for the purpose of getting high, where did you get these drugs? -
Got from home without permission



Response	6	8	10	12	Total	
No	99.3	99.6	98.9	97.7	98.9	
Yes	0.7	0.4	1.1	2.3	1.1	
N of Valid	275	247	262	213	997	
N of Miss	0	0	0	0	0	

Table 197: If you used prescription drugs or over the counter drugs without a doctor telling you to use it or for the purpose of getting high, where did you get these drugs? -
Got from relative with permission



Response	6	8	10	12	Total	
No	100.0	100.0	98.9	98.6	99.4	
Yes	0.0	0.0	1.1	1.4	0.6	
N of Valid	275	247	262	213	997	
N of Miss	0	0	0	0	0	

Table 198: If you used prescription drugs or over the counter drugs without a doctor telling you to use it or for the purpose of getting high, where did you get these drugs? -
Got from relative without permission



Response	6	8	10	12	Total	
No	100.0	100.0	98.9	99.5	99.6	
Yes	0.0	0.0	1.1	0.5	0.4	
N of Valid	275	247	262	213	997	
N of Miss	0	0	0	0	0	

Table 199: If you used prescription drugs or over the counter drugs without a doctor telling you to use it or for the purpose of getting high, where did you get these drugs? -
Got from friend's home with permission



Response	6	8	10	12	Total	
No	99.6	99.6	99.2	99.1	99.4	
Yes	0.4	0.4	0.8	0.9	0.6	
N of Valid	275	247	262	213	997	
N of Miss	0	0	0	0	0	

Table 200: If you used prescription drugs or over the counter drugs without a doctor telling you to use it or for the purpose of getting high, where did you get these drugs? -
Got from friend's home without permission



Response	6	8	10	12	Total	
No	100.0	100.0	99.2	99.5	99.7	
Yes	0.0	0.0	0.8	0.5	0.3	
N of Valid	275	247	262	213	997	
N of Miss	0	0	0	0	0	

Table 201: If you used prescription drugs or over the counter drugs without a doctor telling you to use it or for the purpose of getting high, where did you get these drugs? -
Got from friend at school



Response	6	8	10	12	Total	
No	100.0	99.2	98.5	99.1	99.2	
Yes	0.0	0.8	1.5	0.9	0.8	
N of Valid	275	247	262	213	997	
N of Miss	0	0	0	0	0	

Table 202: If you used prescription drugs or over the counter drugs without a doctor telling you to use it or for the purpose of getting high, where did you get these drugs? -
Got from friend at party



Response	6	8	10	12	Total	
No	100.0	99.2	99.2	97.7	99.1	
Yes	0.0	0.8	0.8	2.3	0.9	
N of Valid	275	247	262	213	997	
N of Miss	0	0	0	0	0	

Table 203: If you used prescription drugs or over the counter drugs without a doctor telling you to use it or for the purpose of getting high, where did you get these drugs? -
Got from friend, elsewhere



Response	6	8	10	12	Total	
No	100.0	98.8	98.5	97.7	98.8	
Yes	0.0	1.2	1.5	2.3	1.2	
N of Valid	275	247	262	213	997	
N of Miss	0	0	0	0	0	

Table 204: If you used prescription drugs or over the counter drugs without a doctor telling you to use it or for the purpose of getting high, where did you get these drugs? -
Got from internet sale



Response	6	8	10	12	Total	
No	99.6	99.6	100.0	99.5	99.7	
Yes	0.4	0.4	0.0	0.5	0.3	
N of Valid	275	247	262	213	997	
N of Miss	0	0	0	0	0	

Table 205: During the last month, about how many marijuana cigarettes, or the equivalent, did you smoke a day, on the average?


Response	6	8	10	12	Total	
None	99.6	95.6	91.3	84.7	93.3	
Less than 1 a day	0.0	2.8	3.8	4.8	2.7	
1 a day	0.0	0.8	1.9	1.9	1.1	
2-3 a day	0.0	0.4	1.5	3.8	1.3	
4-6 a day	0.4	0.0	1.1	2.4	0.9	
7-10 a day	0.0	0.4	0.0	0.5	0.2	
11 or more a day	0.0	0.0	0.4	1.9	0.5	
N of Valid	277	248	264	209	998	
N of Miss	30	25	26	31	112	

Table 206: How wrong do your friends feel it would be for YOU to: have one or two drinks of an alcoholic beverage nearly every day?

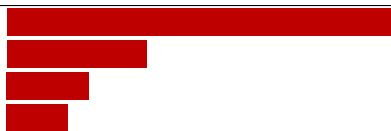
Response	6	8	10	12	Total	
Very wrong	79.9	68.3	51.1	40.4	61.0	
Wrong	12.9	20.7	23.9	25.8	20.5	
A little bit wrong	6.1	6.5	16.3	16.0	11.0	
Not at all wrong	1.1	4.5	8.7	17.8	7.5	
N of Valid	278	246	264	213	1001	
N of Miss	29	27	26	27	109	

Table 207: How wrong do your friends feel it would be for YOU to: smoke tobacco?


Response	6	8	10	12	Total	
Very wrong	87.0	74.6	51.7	40.4	64.8	
Wrong	9.7	16.9	25.3	25.4	18.9	
A little bit wrong	1.4	4.8	14.2	16.0	8.7	
Not at all wrong	1.8	3.6	8.8	18.3	7.6	
N of Valid	277	248	261	213	999	
N of Miss	30	25	29	27	111	

Table 208: How wrong do your friends feel it would be for YOU to: smoke marijuana?





Response	6	8	10	12	Total	
Very wrong	91.7	78.9	51.7	42.7	67.6	
Wrong	4.7	9.3	15.3	19.0	11.7	
A little bit wrong	1.1	6.1	13.4	18.0	9.1	
Not at all wrong	2.5	5.7	19.5	20.4	11.6	
N of Valid	277	246	261	211	995	
N of Miss	30	27	29	29	115	

Table 209: How wrong do your friends feel it would be for YOU to: use prescription drugs not prescribed to you?





Response	6	8	10	12	Total	
Very wrong	87.5	82.3	69.6	70.0	77.8	
Wrong	8.6	12.1	20.0	15.7	13.9	
A little bit wrong	2.9	2.8	6.2	3.8	3.9	
Not at all wrong	1.1	2.8	4.2	10.5	4.3	
N of Valid	279	248	260	210	997	
N of Miss	28	25	30	30	113	

Table 210: How wrong would most adults (over 21) in your neighborhood think it is for kids your age: to use marijuana?





Response	6	8	10	12	Total	
Very wrong	90.3	82.6	65.3	61.1	75.6	
Wrong	7.6	10.5	17.9	21.3	13.9	
A little bit wrong	0.4	5.3	8.8	9.0	5.6	
Not at all wrong	1.8	1.6	8.0	8.5	4.8	
N of Valid	277	247	262	211	997	
N of Miss	30	26	28	29	113	

Table 211: How wrong would most adults (over 21) in your neighborhood think it is for kids your age: to drink alcohol?





Response	6	8	10	12	Total	
Very wrong	84.5	76.1	59.6	46.2	67.8	
Wrong	10.1	15.4	21.5	25.5	17.7	
A little bit wrong	4.0	4.5	12.7	16.5	9.0	
Not at all wrong	1.4	4.0	6.2	11.8	5.5	
N of Valid	277	247	260	212	996	
N of Miss	30	26	30	28	114	

Table 212: How wrong would most adults (over 21) in your neighborhood think it is for kids your age: to smoke cigarettes?





Response	6	8	10	12	Total	
Very wrong	85.8	77.0	61.9	50.9	69.9	
Wrong	11.3	14.4	21.2	19.3	16.4	
A little bit wrong	1.8	6.2	10.0	17.0	8.3	
Not at all wrong	1.1	2.5	6.9	12.7	5.5	
N of Valid	274	243	260	212	989	
N of Miss	33	30	30	28	121	

Table 213: How much do each of the following statements describe your neighborhood? crime and/or drug selling





Response	6	8	10	12	Total	
NO!	83.7	73.1	69.5	72.7	75.0	
no	11.2	19.2	21.4	20.1	17.7	
yes	4.0	6.1	5.7	5.7	5.3	
YES!	1.1	1.6	3.4	1.4	1.9	
N of Valid	276	245	262	209	992	
N of Miss	31	28	28	31	118	

Table 214: How much do each of the following statements describe your neighborhood? fights


Response	6	8	10	12	Total	
NO!	72.4	69.1	68.1	74.0	70.8	
no	16.0	22.6	22.3	19.7	20.1	
yes	8.4	6.6	7.7	4.3	6.9	
YES!	3.3	1.6	1.9	1.9	2.2	
N of Valid	275	243	260	208	986	
N of Miss	32	30	30	32	124	

Table 215: How much do each of the following statements describe your neighborhood? lots of empty or abandoned buildings


Response	6	8	10	12	Total	
NO!	74.0	68.9	66.4	75.6	71.1	
no	19.8	21.2	25.9	18.2	21.4	
yes	4.8	7.5	5.0	5.7	5.7	
YES!	1.5	2.5	2.7	0.5	1.8	
N of Valid	273	241	259	209	982	
N of Miss	34	32	31	31	128	

Table 216: How much do each of the following statements describe your neighborhood? lots of graffiti


Response	6	8	10	12	Total	
NO!	88.0	78.3	75.8	82.5	81.2	
no	10.5	19.7	22.7	16.5	17.3	
yes	0.0	1.6	0.4	0.5	0.6	
YES!	1.5	0.4	1.2	0.5	0.9	
N of Valid	267	244	260	206	977	
N of Miss	40	29	30	34	133	

Table 217: I feel safe in my neighborhood.

Response	6	8	10	12	Total
NO!	5.1	5.3	5.0	4.8	5.1
no	6.5	6.6	5.0	5.7	6.0
yes	26.5	34.6	38.5	30.6	32.5
YES!	61.8	53.5	51.5	58.9	56.4
N of Valid	275	243	260	209	987
N of Miss	32	30	30	31	123

Table 218: If a kid smoked marijuana in your neighborhood would he or she be caught by the police?

Response	6	8	10	12	Total
NO!	13.2	14.2	16.6	30.6	18.0
no	19.1	38.9	51.3	38.3	36.7
yes	29.0	32.4	20.8	20.6	25.9
YES!	38.6	14.6	11.3	10.5	19.4
N of Valid	272	247	265	209	993
N of Miss	35	26	25	31	117

Table 219: If a kid drank some beer, wine or hard liquor (for example, vodka, whiskey, or gin) in your neighborhood would he or she be caught by the police?

Response	6	8	10	12	Total
NO!	14.1	17.9	23.0	35.2	21.9
no	26.8	43.1	53.2	45.7	41.9
yes	28.3	27.2	14.0	14.8	21.3
YES!	30.9	11.8	9.8	4.3	14.8
N of Valid	269	246	265	210	990
N of Miss	38	27	25	30	120

Table 220: If a kid carried a handgun in your neighborhood would he or she be caught by the police?





Response	6	8	10	12	Total	
NO!	13.9	13.9	16.3	30.6	18.1	
no	22.3	31.4	39.8	32.5	31.4	
yes	27.1	37.1	26.9	23.9	28.9	
YES!	36.6	17.6	17.0	12.9	21.7	
N of Valid	273	245	264	209	991	
N of Miss	34	28	26	31	119	

Table 221: If you wanted to get some cigarettes, how easy would it be for you to get some?





Response	6	8	10	12	Total	
Very hard	79.6	58.2	36.1	22.9	50.6	
Sort of hard	10.8	14.3	12.9	12.4	12.6	
Sort of easy	4.8	16.0	24.3	17.6	15.5	
Very easy	4.8	11.5	26.6	47.1	21.3	
N of Valid	269	244	263	210	986	
N of Miss	38	29	27	30	124	

Table 222: If you wanted to get some beer, wine or hard liquor (for example, vodka, whiskey, or gin), how easy would it be for you to get some?





Response	6	8	10	12	Total	
Very hard	72.8	52.2	30.8	19.5	45.1	
Sort of hard	14.9	17.1	16.3	15.2	15.9	
Sort of easy	7.5	16.3	23.6	27.1	18.2	
Very easy	4.9	14.3	29.3	38.1	20.8	
N of Valid	268	245	263	210	986	
N of Miss	39	28	27	30	124	

Table 223: If you wanted to get a drug like cocaine, LSD, or amphetamines, how easy would it be for you to get some?

Response	6	8	10	12	Total	
Very hard	95.9	86.5	69.7	65.6	80.2	
Sort of hard	2.2	6.6	16.9	16.7	10.3	
Sort of easy	1.5	5.3	5.4	7.2	4.7	
Very easy	0.4	1.6	8.0	10.5	4.9	
N of Valid	269	244	261	209	983	
N of Miss	38	29	29	31	127	

Table 224: If you wanted to get a handgun, how easy would it be for you to get one?

Response	6	8	10	12	Total	
Very hard	71.5	55.7	47.1	43.1	55.0	
Sort of hard	13.1	16.8	19.2	16.7	16.4	
Sort of easy	7.9	13.5	16.9	15.8	13.4	
Very easy	7.5	13.9	16.9	24.4	15.2	
N of Valid	267	244	261	209	981	
N of Miss	40	29	29	31	129	

Table 225: If you wanted to get some marijuana, how easy would it be for you to get some?

Response	6	8	10	12	Total	
Very hard	92.8	73.6	45.2	38.5	63.7	
Sort of hard	4.2	6.6	12.4	13.5	9.0	
Sort of easy	1.1	9.5	12.7	14.4	9.2	
Very easy	1.9	10.3	29.7	33.7	18.2	
N of Valid	263	242	259	208	972	
N of Miss	44	31	31	32	138	

Table 226: If you wanted to get prescription drugs for the purpose of getting high, how easy would it be for you to get some?


Response	6	8	10	12	Total	
Very hard	83.4	65.2	44.2	45.9	60.4	
Sort of hard	5.7	8.6	15.0	14.8	10.8	
Sort of easy	6.4	13.1	17.3	14.8	12.8	
Very easy	4.5	13.1	23.5	24.4	16.0	
N of Valid	265	244	260	209	978	
N of Miss	42	29	30	31	132	

Table 227: If you wanted to get synthetic marijuana such as K2 or chemical products such as bath salts to get high, how easy would it be for you to get some?


Response	6	8	10	12	Total	
Very hard	92.5	82.8	66.8	66.0	77.6	
Sort of hard	2.3	7.4	17.6	15.3	10.4	
Sort of easy	3.4	6.1	6.9	6.2	5.6	
Very easy	1.9	3.7	8.8	12.4	6.4	
N of Valid	265	244	262	209	980	
N of Miss	42	29	28	31	130	

Table 228: If you wanted to get steroids to use or to enhance athletic performance, how easy would it be for you to get some?


Response	6	8	10	12	Total	
Very hard	93.2	83.5	69.0	61.2	77.5	
Sort of hard	5.3	8.2	16.5	15.8	11.2	
Sort of easy	1.1	3.3	6.9	10.5	5.2	
Very easy	0.4	4.9	7.7	12.4	6.0	
N of Valid	266	243	261	209	979	
N of Miss	41	30	29	31	131	

Table 229: If you wanted to get e-cigarettes, e-cigars, or e-hookahs, how easy would it be for you to get some?





Response	6	8	10	12	Total	
Very hard	89.0	71.2	46.2	37.7	62.2	
Sort of hard	6.8	8.6	12.7	7.2	8.9	
Sort of easy	2.7	9.1	16.2	17.4	11.0	
Very easy	1.5	11.1	25.0	37.7	17.9	
N of Valid	264	243	260	207	974	
N of Miss	43	30	30	33	136	

Table 230: During the past 12 months, have you participated in any alcohol prevention programs or seen any alcohol prevention messages in your school or community? Yes, a school-based program focused on preventing underage drinking and/or drinking and driving.



Response	6	8	10	12	Total	
No	56.9	57.9	65.0	67.6	61.6	
Yes	43.1	42.1	35.0	32.4	38.4	
N of Valid	262	240	254	207	963	
N of Miss	0	0	0	0	0	

Table 231: During the past 12 months, have you participated in any alcohol prevention programs or seen any alcohol prevention messages in your school or community? Yes, a community-based program focused on preventing underage drinking and/or drinking and driving (for example, through your church or temple or through youth groups like Boys and Girls Club or 4-H).



Response	6	8	10	12	Total	
No	89.3	95.0	95.7	95.2	93.7	
Yes	10.7	5.0	4.3	4.8	6.3	
N of Valid	262	240	254	207	963	
N of Miss	0	0	0	0	0	

Table 232: During the past 12 months, have you participated in any alcohol prevention programs or seen any alcohol prevention messages in your school or community? Yes, a media campaign addressing underage drinking and/or drinking and driving (for example, newspaper ads, posters, pamphlets, radio, TV).



Response	6	8	10	12	Total	
No	91.6	92.5	92.1	96.1	92.9	
Yes	8.4	7.5	7.9	3.9	7.1	
N of Valid	262	240	254	207	963	
N of Miss	0	0	0	0	0	

Table 233: During the past 12 months, have you participated in any alcohol prevention programs or seen any alcohol prevention messages in your school or community? No



Response	6	8	10	12	Total	
No	48.1	48.8	40.9	37.7	44.1	
Yes	51.9	51.2	59.1	62.3	55.9	
N of Valid	262	240	254	207	963	
N of Miss	0	0	0	0	0	

Table 234: How wrong do your parents feel it would be for YOU to: have one or two drinks of an alcoholic beverage nearly every day?





Response	6	8	10	12	Total	
Very wrong	89.9	88.2	80.4	73.4	83.5	
Wrong	8.0	6.1	14.5	15.0	10.7	
A little bit wrong	1.8	3.3	3.5	6.3	3.6	
Not at all wrong	0.4	2.4	1.6	5.3	2.2	
N of Valid	276	246	255	207	984	
N of Miss	31	27	35	33	126	

Table 235: How wrong do your parents feel it would be for YOU to: smoke tobacco?





Response	6	8	10	12	Total	
Very wrong	94.2	89.8	81.6	72.0	85.1	
Wrong	4.7	6.1	12.9	15.9	9.6	
A little bit wrong	0.7	2.0	3.9	5.3	2.9	
Not at all wrong	0.4	2.0	1.6	6.8	2.4	
N of Valid	274	246	255	207	982	
N of Miss	33	27	35	33	128	

Table 236: How wrong do your parents feel it would be for YOU to: smoke marijuana?


Response	6	8	10	12	Total	
Very wrong	95.6	89.8	79.9	74.3	85.5	
Wrong	2.2	4.5	8.3	8.3	5.6	
A little bit wrong	0.4	3.3	6.7	8.3	4.4	
Not at all wrong	1.8	2.5	5.1	9.2	4.4	
N of Valid	271	244	254	206	975	
N of Miss	36	29	36	34	135	

Table 237: How wrong do your parents feel it would be for YOU to: use prescription drugs not prescribed to you?


Response	6	8	10	12	Total	
Very wrong	93.8	93.5	90.6	87.4	91.5	
Wrong	4.7	4.1	6.3	8.3	5.7	
A little bit wrong	1.1	0.8	2.0	3.4	1.7	
Not at all wrong	0.4	1.6	1.2	1.0	1.0	
N of Valid	276	245	255	206	982	
N of Miss	31	28	35	34	128	

Table 238: How wrong do your parents feel it would be for YOU to: steal something?


Response	6	8	10	12	Total	
Very wrong	88.7	89.7	91.3	89.4	89.8	
Wrong	9.9	7.4	7.1	7.2	8.0	
A little bit wrong	1.5	1.2	0.4	1.4	1.1	
Not at all wrong	0.0	1.7	1.2	1.9	1.1	
N of Valid	274	242	253	207	976	
N of Miss	33	31	37	33	134	

Table 239: How wrong do your parents feel it would be for YOU to: draw graffiti, write things, or draw pictures on buildings or other property (without the owner's permission)?

Response	6	8	10	12	Total	
Very wrong	90.1	86.9	85.9	84.1	86.9	
Wrong	7.3	8.2	9.8	12.6	9.3	
A little bit wrong	1.5	2.5	2.7	1.4	2.0	
Not at all wrong	1.1	2.5	1.6	1.9	1.7	
N of Valid	273	244	255	207	979	
N of Miss	34	29	35	33	131	

Table 240: How wrong do your parents feel it would be for YOU to: pick a fight with someone?

Response	6	8	10	12	Total	
Very wrong	70.2	71.6	63.4	64.6	67.6	
Wrong	19.6	14.0	22.4	19.9	19.0	
A little bit wrong	8.4	10.7	9.4	11.7	9.9	
Not at all wrong	1.8	3.7	4.7	3.9	3.5	
N of Valid	275	243	254	206	978	
N of Miss	32	30	36	34	132	

Table 241: During the past 12 months, have you talked with at least one of your parents about the dangers of underage drinking and/or drinking and driving? By parents, we mean either your biological parents, adoptive parents, stepparents, or adult guardians - whether or not they live with you.

Response	6	8	10	12	Total	
No	44.8	44.7	52.4	52.5	48.4	
Yes	55.2	55.3	47.6	47.5	51.6	
N of Valid	268	237	248	204	957	
N of Miss	39	36	42	36	153	

Table 242: The rules in my family are clear.

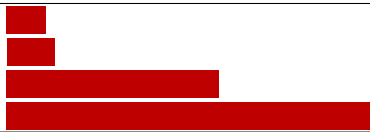
Response	6	8	10	12	Total	
NO!	3.3	5.0	2.4	5.3	3.9	
no	4.8	3.3	7.1	5.8	5.3	
yes	21.9	36.9	38.2	34.5	32.5	
YES!	70.0	54.8	52.4	54.4	58.3	
N of Valid	270	241	254	206	971	
N of Miss	37	32	36	34	139	

Table 243: People in my family have serious arguments about the same things, and often insult or yell at each other.

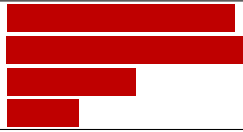
Response	6	8	10	12	Total	
NO!	48.1	32.0	28.1	29.8	34.9	
no	27.6	36.1	43.9	42.4	37.1	
yes	16.0	22.5	18.6	17.6	18.7	
YES!	8.2	9.4	9.5	10.2	9.3	
N of Valid	268	244	253	205	970	
N of Miss	39	29	37	35	140	

Table 244: When I am not at home, one of my parents knows where I am and who I am with.

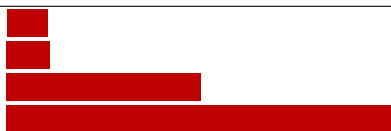
Response	6	8	10	12	Total	
NO!	5.2	4.5	2.0	4.9	4.1	
no	3.0	3.3	3.2	9.7	4.5	
yes	20.3	28.5	36.9	33.5	29.5	
YES!	71.6	63.6	57.9	51.9	61.9	
N of Valid	271	242	252	206	971	
N of Miss	36	31	38	34	139	

Table 245: My family has clear rules about alcohol and drug use.

Response	6	8	10	12	Total
NO!	4.9	4.9	2.8	5.4	4.5
no	4.5	5.3	10.7	8.3	7.1
yes	16.1	27.6	30.2	32.8	26.2
YES!	74.5	62.1	56.3	53.4	62.2
N of Valid	267	243	252	204	966
N of Miss	40	30	38	36	144

Table 246: If you skipped school would you be caught by your parents?

Response	6	8	10	12	Total
NO!	6.1	5.4	4.0	7.8	5.7
no	3.8	7.1	8.7	11.7	7.6
yes	20.1	25.0	30.0	32.0	26.5
YES!	70.1	62.5	57.3	48.5	60.2
N of Valid	264	240	253	206	963
N of Miss	43	33	37	34	147

Table 247: My parents ask if I've gotten my homework done.

Response	6	8	10	12	Total
NO!	5.7	5.8	8.7	10.2	7.5
no	4.9	10.7	9.9	18.0	10.5
yes	23.1	32.9	38.7	36.9	32.6
YES!	66.3	50.6	42.7	35.0	49.5
N of Valid	264	243	253	206	966
N of Miss	43	30	37	34	144

Table 248: Would your parents know if you did not come home on time?

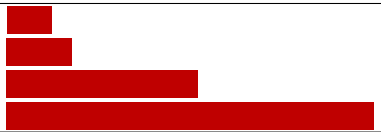
Response	6	8	10	12	Total	
NO!	5.2	4.5	2.8	6.8	4.8	
no	6.4	8.7	8.7	9.3	8.2	
yes	19.9	28.5	32.1	37.6	29.0	
YES!	68.5	58.3	56.3	46.3	58.1	
N of Valid	267	242	252	205	966	
N of Miss	40	31	38	35	144	

Table 249: Do you know how to properly dispose of leftover prescription drugs?


Response	6	8	10	12	Total	
No	68.3	68.5	55.6	53.9	61.8	
Yes	31.7	31.5	44.4	46.1	38.2	
N of Valid	246	235	252	204	937	
N of Miss	61	38	38	36	173	

Table 250: Have any of your brothers or sisters ever: drunk beer, wine or hard liquor (for example, vodka, whiskey or gin)?


Response	6	8	10	12	Total	
No	77.3	65.0	50.6	41.1	59.6	
Yes	19.9	29.7	44.9	53.6	36.0	
I don't have any brothers or sisters	2.9	5.3	4.5	5.3	4.4	
N of Valid	277	246	265	209	997	
N of Miss	30	27	25	31	113	

Table 251: Have any of your brothers or sisters ever: smoked marijuana?


Response	6	8	10	12	Total	
No	93.5	81.0	69.1	60.1	76.9	
Yes	3.6	13.8	26.4	35.1	18.8	
I don't have any brothers or sisters	2.9	5.3	4.5	4.8	4.3	
N of Valid	275	247	265	208	995	
N of Miss	32	26	25	32	115	

Table 252: Have any of your brothers or sisters ever: smoked cigarettes?




Response	6	8	10	12	Total	
No	85.4	75.2	66.9	56.5	71.9	
Yes	12.0	19.5	28.5	38.8	23.9	
I don't have any brothers or sisters	2.6	5.3	4.6	4.8	4.2	
N of Valid	274	246	263	209	992	
N of Miss	33	27	27	31	118	

Table 253: Have any of your brothers or sisters ever: taken a handgun to school?




Response	6	8	10	12	Total	
No	96.4	93.9	93.9	93.7	94.6	
Yes	0.7	0.8	1.5	1.9	1.2	
I don't have any brothers or sisters	2.9	5.3	4.5	4.3	4.2	
N of Valid	275	246	264	207	992	
N of Miss	32	27	26	33	118	

Table 254: Have any of your brothers or sisters ever: been suspended or expelled from school?




Response	6	8	10	12	Total	
No	80.0	78.1	78.7	71.4	77.4	
Yes	17.5	16.6	16.7	24.3	18.5	
I don't have any brothers or sisters	2.5	5.3	4.6	4.4	4.1	
N of Valid	275	247	263	206	991	
N of Miss	32	26	27	34	119	

Table 255: Have any of your brothers or sisters ever: used e-cigarettes, e-cigars or e-hookahs (vaping)?




Response	6	8	10	12	Total	
No	89.1	77.2	68.8	60.8	74.8	
Yes	8.0	17.5	26.6	34.0	20.7	
I don't have any brothers or sisters	2.9	5.3	4.6	5.3	4.4	
N of Valid	275	246	263	209	993	
N of Miss	32	27	27	31	117	

Table 256: Have any of your brothers or sisters ever: used prescription drugs not prescribed to him/her?




Response	6	8	10	12	Total	
No	93.4	89.0	83.7	79.3	86.8	
Yes	4.4	5.7	11.7	15.9	9.1	
I don't have any brothers or sisters	2.2	5.3	4.5	4.8	4.1	
N of Valid	272	246	264	208	990	
N of Miss	35	27	26	32	120	

Table 257: Have you changed homes in the past year (the last 12 months)?



Response	6	8	10	12	Total	
No	73.5	83.4	81.6	81.9	79.9	
Yes	26.5	16.6	18.4	18.1	20.1	
N of Valid	275	247	266	210	998	
N of Miss	32	26	24	30	112	

Table 258: How many times have you changed homes since kindergarten?






Response	6	8	10	12	Total	
Never	40.5	36.6	33.6	38.0	37.2	
1 or 2 times	33.9	32.9	31.7	26.9	31.6	
3 or 4 times	16.1	19.1	16.2	18.8	17.4	
5 or 6 times	4.7	7.7	9.4	8.2	7.5	
7 or more times	4.7	3.7	9.1	8.2	6.3	
N of Valid	274	246	265	208	993	
N of Miss	33	27	25	32	117	

Table 259: Have you changed schools (including changing from elementary to middle and middle to high school) in the past year?



Response	6	8	10	12	Total	
No	67.3	73.3	44.7	84.6	66.4	
Yes	32.7	26.7	55.3	15.4	33.6	
N of Valid	275	243	264	208	990	
N of Miss	32	30	26	32	120	

Table 260: How many times have you changed schools since kindergarten (including changing from elementary to middle and middle to high school)?






Response	6	8	10	12	Total	
Never	35.0	28.1	26.3	32.2	30.4	
1 or 2 times	47.8	40.2	18.3	16.1	31.4	
3 or 4 times	10.6	24.1	38.2	30.3	25.4	
5 or 6 times	4.0	4.8	9.9	17.1	8.5	
7 or more times	2.6	2.8	7.3	4.3	4.2	
N of Valid	274	249	262	211	996	
N of Miss	33	24	28	29	114	

Table 261: Has anyone in your family ever had severe alcohol or drug problems?



Response	6	8	10	12	Total	
No	71.8	64.2	57.1	47.9	60.9	
Yes	28.2	35.8	42.9	52.1	39.1	
N of Valid	273	240	261	211	985	
N of Miss	34	33	29	29	125	

Table 262: About how many adults (over 21) have you known personally who in the past year have: used marijuana, crack, cocaine, or other drugs?






Response	6	8	10	12	Total	
0	81.9	71.1	58.3	54.1	67.2	
1	10.1	16.3	14.0	15.3	13.8	
2	3.6	6.1	10.2	11.5	7.6	
3-4	2.5	2.4	7.6	7.2	4.8	
5	1.8	4.1	9.8	12.0	6.6	
N of Valid	277	246	264	209	996	
N of Miss	30	27	26	31	114	

Table 263: About how many adults (over 21) have you known personally who in the past year have: sold or dealt drugs?






Response	6	8	10	12	Total	
0	91.6	81.6	75.9	67.5	79.9	
1	6.6	11.4	9.0	12.9	9.8	
2	0.4	3.7	4.5	8.6	4.0	
3-4	0.0	2.4	4.5	7.2	3.3	
5	1.5	0.8	6.0	3.8	3.0	
N of Valid	274	245	266	209	994	
N of Miss	33	28	24	31	116	

Table 264: About how many adults (over 21) have you known personally who in the past year have: done other things that could get them in trouble with the police, like stealing, selling stolen goods, mugging or assaulting others, etc.?






Response	6	8	10	12	Total	
0	87.7	77.6	71.7	67.9	76.8	
1	9.8	13.5	13.6	13.4	12.5	
2	0.4	4.9	6.4	5.7	4.2	
3-4	1.1	2.0	4.2	7.2	3.4	
5	1.1	2.0	4.2	5.7	3.1	
N of Valid	276	245	265	209	995	
N of Miss	31	28	25	31	115	

Table 265: About how many adults (over 21) have you known personally who in the past year have: gotten drunk or high?










Response	6	8	10	12	Total	
0	66.8	56.4	42.1	30.6	49.9	
1	18.5	22.2	17.3	14.8	18.3	
2	5.9	7.0	9.0	12.0	8.3	
3-4	3.0	6.6	10.5	17.2	8.9	
5	5.9	7.8	21.1	25.4	14.6	
N of Valid	271	243	266	209	989	
N of Miss	36	30	24	31	121	

Table 266: How honest were you in filling out this survey?

Response	6	8	10	12	Total	
I was very honest	83.4	78.3	79.2	75.5	79.4	
I was honest pretty much of the time	14.4	17.6	17.0	16.5	16.3	
I was honest some of the time	1.4	3.3	2.6	3.8	2.7	
I was honest once in a while	0.7	0.8	1.1	4.2	1.6	
I was not honest at all	0.0	0.0	0.0	0.0	0.0	
N of Valid	277	244	265	212	998	
N of Miss	30	29	25	28	112	