

2012 APNA

Arkansas Prevention Needs Assessment Student Survey



Hot Spring County Tables

Arkansas Department of Human Services
Division of Behavioral Health Services
Prevention Services

Conducted by International Survey Associates dba Pride Surveys

Contents

1	INTRODUCTION	10
2	PERCENTAGE TABLES	15

List of Tables

1	Sex	16
2	Age	16
3	Are you Hispanic or Latino?	16
4	What is your race? Black or African American	17
5	What is your race? Asian	17
6	What is your race? American Indian	17
7	What is your race? Alaska Native	17
8	What is your race? White	18
9	What is your race? Native Hawaiian or Other Pacific Islander	18
10	What is your race? Other	18
11	What is the highest level of schooling completed by your mother or father?	19
12	Think of where you live most of the time. Which of the following people live there with you? Mother	19
13	Think of where you live most of the time. Which of the following people live there with you? Stepmother	19
14	Think of where you live most of the time. Which of the following people live there with you? Foster Mother	20
15	Think of where you live most of the time. Which of the following people live there with you? Grandmother	20
16	Think of where you live most of the time. Which of the following people live there with you? Aunt	20
17	Think of where you live most of the time. Which of the following people live there with you? Father	20
18	Think of where you live most of the time. Which of the following people live there with you? Stepfather	21
19	Think of where you live most of the time. Which of the following people live there with you? Foster Father	21
20	Think of where you live most of the time. Which of the following people live there with you? Grandfather	21
21	Think of where you live most of the time. Which of the following people live there with you? Uncle	21
22	Think of where you live most of the time. Which of the following people live there with you? Other Adults	22
23	Think of where you live most of the time. Which of the following people live there with you? Brother(s)	22
24	Think of where you live most of the time. Which of the following people live there with you? Stepbrother(s)	22
25	Think of where you live most of the time. Which of the following people live there with you? Sister(s)	22
26	Think of where you live most of the time. Which of the following people live there with you? Stepsister(s)	23

27	Think of where you live most of the time. Which of the following people live there with you? Other Children	23
28	In my school, students have lots of chances to help decide things like class activities and rules.	23
29	Teachers ask me to work on special classroom projects.	23
30	My teacher(s) notices when I am doing a good job and lets me know about it.	24
31	There are lots of chances for students in my school to get involved in sports, clubs, and other school activities outside of class.	24
32	There are lots of chances for students in my school to talk with a teacher one-on-one.	24
33	I feel safe at my school.	25
34	The school lets my parents know when I have done something well.	25
35	My teachers praise me when I work hard in school.	25
36	Are your school grades better than the grades of most students in your class?	26
37	I have lots of chances to be part of class discussions or activities.	26
38	Now thinking back over the past year in school, how often did you: enjoy being in school?	26
39	Now thinking back over the past year in school, how often did you: hate being in school?	27
40	Now thinking back over the past year in school, how often did you: try to do your best work in school?	27
41	How often do you feel that the school work you are assigned is meaningful and important?	27
42	Putting them all together, what were your grades like last year?	28
43	How important do you think the things you are learning in school are going to be for your later life?	28
44	How interesting are most of your courses to you?	28
45	During the LAST FOUR WEEKS how many whole days of school have you missed because you skipped or 'cut'?	29
46	What are the chances you would be seen as cool if you: smoked cigarettes?	29
47	What are the chances you would be seen as cool if you: worked hard at school?	29
48	What are the chances you would be seen as cool if you: began drinking alcoholic beverages regularly, that is, at least once or twice a month?	30
49	What are the chances you would be seen as cool if you: defended someone who was being verbally abused at school?	30
50	What are the chances you would be seen as cool if you: smoked marijuana?	30
51	What are the chances you would be seen as cool if you: carried a handgun?	31

52	Think of your four best friends (the friends you feel closest to). In the past year (12 months), how many of your best friends have: participated in clubs, organizations or activities at school?	31
53	Think of your four best friends (the friends you feel closest to). In the past year (12 months), how many of your best friends have: smoked cigarettes?	31
54	Think of your four best friends (the friends you feel closest to). In the past year (12 months), how many of your best friends have: tried beer, wine or hard liquor (for example, vodka, whiskey, or gin) when their parents didn't know about it?	32
55	Think of your four best friends (the friends you feel closest to). In the past year (12 months), how many of your best friends have: made a commitment to stay drug-free?	32
56	Think of your four best friends (the friends you feel closest to). In the past year (12 months), how many of your best friends have: used marijuana?	32
57	Think of your four best friends (the friends you feel closest to). In the past year (12 months), how many of your best friends have: used prescription drugs or non-prescription drugs for the purposes of getting high?	33
58	Think of your four best friends (the friends you feel closest to). In the past year (12 months), how many of your best friends have: used synthetic marijuana (K2, spice) or bath salts?	33
59	Think of your four best friends (the friends you feel closest to). In the past year (12 months), how many of your best friends have: used LSD, cocaine, amphetamines, or other illegal drugs?	33
60	Think of your four best friends (the friends you feel closest to). In the past year (12 months), how many of your best friends have: tried to do well in school?	34
61	Think of your four best friends (the friends you feel closest to). In the past year (12 months), how many of your best friends have: been suspended from school?	34
62	Think of your four best friends (the friends you feel closest to). In the past year (12 months), how many of your best friends have: liked school?	34
63	Think of your four best friends (the friends you feel closest to). In the past year (12 months), how many of your best friends have: carried a handgun?	35
64	Think of your four best friends (the friends you feel closest to). In the past year (12 months), how many of your best friends have: sold illegal drugs?	35
65	Think of your four best friends (the friends you feel closest to). In the past year (12 months), how many of your best friends have: regularly attended religious services?	35

66	Think of your four best friends (the friends you feel closest to). In the past year (12 months), how many of your best friends have: stolen or tried to steal a motor vehicle such as a car or motorcycle?	36
67	Think of your four best friends (the friends you feel closest to). In the past year (12 months), how many of your best friends have: been arrested?	36
68	Think of your four best friends (the friends you feel closest to). In the past year (12 months), how many of your best friends have: dropped out of school?	36
69	Think of your four best friends (the friends you feel closest to). In the past year (12 months), how many of your best friends have: been members of a gang?	37
70	How old were you when you first: smoked marijuana?	37
71	How old were you when you first: smoked a cigarette, even just a puff?	38
72	How old were you when you first: had more than a sip or two of beer, wine or hard liquor (for example, vodka, whiskey, or gin)?	38
73	How old were you when you first: began drinking alcoholic beverages regularly, that is, at least once or twice a month?	39
74	How old were you when you first: used Daztrex?	39
75	How old were you when you first: got suspended from school?	40
76	How old were you when you first: got arrested?	40
77	How old were you when you first: carried a handgun?	41
78	How old were you when you first: attacked someone with the idea of seriously hurting them?	41
79	How old were you when you first: belonged to a gang?	42
80	How wrong do you think it is for someone your age to: take a handgun to school?	42
81	How wrong do you think it is for someone your age to: steal anything worth more than \$5?	42
82	How wrong do you think it is for someone your age to: pick a fight with someone?	43
83	How wrong do you think it is for someone your age to: attack someone with the idea of seriously hurting them?	43
84	How wrong do you think it is for someone your age to: stay away from school all day when their parents think they are at school?	43
85	How wrong do you think it is for someone your age to: drink beer, wine or hard liquor (for example, vodka, whiskey, or gin) regularly?	44
86	How wrong do you think it is for someone your age to: smoke cigarettes?	44
87	How wrong do you think it is for someone your age to: smoke marijuana?	44
88	How wrong do you think it is for someone your age to: use prescription drugs or non-prescription drugs for the purpose of getting high?	45

89	How wrong do you think it is for someone your age to: use synthetic marijuana (K2, spice) or bath salts?	45
90	How wrong do you think it is for someone your age to: use LSD, cocaine, amphetamines or another illegal drug?	45
91	At school during the past 12 months, did you receive help from the resource teacher, speech therapist or other special education teacher?	46
92	How many times in the past year (12 months) have you: been suspended from school?	46
93	How many times in the past year (12 months) have you: carried a handgun?	46
94	How many times in the past year (12 months) have you: sold illegal drugs?	47
95	How many times in the past year (12 months) have you: stolen or tried to steal a motor vehicle such as a car or motorcycle?	47
96	How many times in the past year (12 months) have you: participated in clubs, organizations or activities at school?	48
97	How many times in the past year (12 months) have you: been arrested?	48
98	How many times in the past year (12 months) have you: attacked someone with the idea of seriously hurting them?	49
99	How many times in the past year (12 months) have you: been drunk or high at school?	49
100	How many times in the past year (12 months) have you: taken a handgun to school?	50
101	Are you currently on probation, or assigned a probation officer with Juvenile Court?	50
102	Have you ever belonged to a gang?	50
103	If you have ever belonged to a gang, did that gang have a name?	51
104	You are at a party at someone's house, and one of your friends offers you a drink containing alcohol. What would you say or do?	51
105	How often do you attend religious services or activities?	51
106	I think sometimes it's okay to cheat at school.	52
107	It is important to think before you act.	52
108	Sometimes I think that life is not worth it.	52
109	At times I think I am no good at all.	53
110	All in all, I am inclined to think that I am a failure.	53
111	In the past year, have you felt depressed or sad MOST days, even if you felt okay sometimes?	53
112	It is all right to beat up people if they start the fight.	54
113	I think it is okay to take something without asking if you can get away with it.	54
114	Where do you get the most information about living a drug and alcohol free life? Parents/guardians	54
115	Where do you get the most information about living a drug and alcohol free life? Friends	55

116	Where do you get the most information about living a drug and alcohol free life? Family members	55
117	Where do you get the most information about living a drug and alcohol free life? School	55
118	Where do you get the most information about living a drug and alcohol free life? Internet	56
119	Where do you get the most information about living a drug and alcohol free life? TV	56
120	Where do you get the most information about living a drug and alcohol free life? Social media	56
121	How much do you think people risk harming themselves (physically or in other ways) if they: smoked one or more packs of cigarettes per day?	57
122	How much do you think people risk harming themselves (physically or in other ways) if they: try marijuana once or twice?	57
123	How much do you think people risk harming themselves (physically or in other ways) if they: smoke marijuana once or twice a week?	57
124	How much do you think people risk harming themselves (physically or in other ways) if they: take one or two drinks of an alcoholic beverage (beer, wine, liquor) nearly every day?	58
125	How much do you think people risk harming themselves (physically or in other ways) if they: have five or more drinks of an alcoholic beverage once or twice each weekend?	58
126	How much do you think people risk harming themselves (physically or in other ways) if they: use prescription drugs that are not prescribed to them?	58
127	How much do you think people risk harming themselves (physically or in other ways) if they: use non-prescription drugs to get high?	59
128	Have you ever used smokeless tobacco (chew, snuff, plug, dipping tobacco, or chewing tobacco)?	59
129	How often have you taken smokeless tobacco during the past 30 days?	59
130	Have you ever smoked cigarettes?	60
131	How frequently have you smoked cigarettes during the past 30 days?	60
132	Which statement best describes rules about smoking inside your home?	60
133	Which statement best describes rules about smoking in your family cars?	61
134	During this school year, were you taught in any of your classes about the dangers of tobacco use?	61
135	During the past 12 months, have you participated in any community activities to discourage people your age from using cigarettes, chewing tobacco, snuff, dip or cigars?	61
136	Think back over the last two weeks. How many times have you had five or more alcoholic drinks in a row?	62

137	During the past 30 days, how many times did you ride in a car or other vehicle driven by someone who had been drinking alcohol or using drugs to get high?	62
138	During the past 30 days, how many times did you drive a car or other vehicle when you had been drinking alcohol or using drugs to get high?	62
139	If you drank alcohol (not just a sip or taste) in the past year, how did you usually get it?	63
140	If you drank alcohol (not just a sip or taste) in the past year, where did you usually drink it?	63
141	How do you feel about someone your age having one or two drinks of an alcoholic beverage nearly every day?	64
142	On how many occasions have you had alcoholic beverages (beer, wine or hard liquor) to drink in your lifetime - more than just a few sips?	64
143	On how many occasions have you drunk one of more drinks of an alcoholic beverage during the past 30 days?	64
144	On how many occasions have you used marijuana (grass, pot) or hashish (hash, hash oil) in your lifetime?	65
145	On how many occasions have you used marijuana (grass, pot) or hashish (hash, hash oil) during the past 30 days?	65
146	On how many occasions have you used LSD or other psychedelics in your lifetime?	65
147	On how many occasions have you used LSD or other psychedelics during the past 30 days?	66
148	On how many occasions have you used cocaine or crack in your lifetime?	66
149	On how many occasions have you used cocaine or crack during the past 30 days?	66
150	On how many occasions have you sniffed glue, breathed the contents of an aerosol spray can, or inhaled other gases or sprays, in order to get high in your lifetime?	67
151	On how many occasions have you sniffed glue, breathed the contents of an aerosol spray can, or inhaled other gases or sprays, in order to get high during the past 30 days?	67
152	On how many occasions have you used Daztrex in your lifetime?	68
153	On how many occasions have you used Daztrex during the past 30 days?	68
154	On how many occasions have you used synthetic marijuana in your lifetime?	68
155	On how many occasions have you used synthetic marijuana during the past 30 days?	69
156	On how many occasions have you used methamphetamines (meth, speed, crank, crystal meth) in your lifetime?	69

157	On how many occasions have you used methamphetamines (meth, speed, crank, crystal meth) in the past 30 days?	69
158	On how many occasions have you used other chemical products (bath salts, plant food, etc.) in your lifetime?	70
159	On how many occasions have you used other chemical products (bath salts, plant food, etc.) during the past 30 days?	70
160	On how many occasions have you used heroin or other opiates in your lifetime?	70
161	On how many occasions have you used heroin or other opiates during the past 30 days?	71
162	On how many occasions have you used MDMA ('X', 'E', or ecstasy) in your lifetime?	71
163	On how many occasions have you used MDMA ('X', 'E', or ecstasy) during the past 30 days?	71
164	On how many occasions have you taken prescription drugs (such as Valium, Xanax, Ritalin, Adderall, OxyContin, Darvocet, or sleeping pills) not prescribed to you in your lifetime?	72
165	On how many occasions have you taken prescription drugs (such as Valium, Xanax, Ritalin, Adderall, OxyContin, Darvocet, or sleeping pills) not prescribed to you during the past 30 days?	72
166	On how many occasions have you taken non-prescription medicines such as diet pills (for example, Dietac, Dexatrim or Prolamine), stay-awake pills (for example No-Doz, Vivarin, or Wake), or cough or cold medicines (robos, DXM, etc.) to get high in your lifetime?	73
167	On how many occasions have you taken non-prescription medicines such as diet pills (for example, Dietac, Dexatrim or Prolamine), stay-awake pills (for example No-Doz, Vivarin, or Wake), or cough or cold medicines (robos, DXM, etc.) to get high during the past 30 days?	73
168	On how many occasions have you been drunk or very high from drinking alcoholic beverages during the past 30 days?	74
169	On how many occasions have you drunk flavored alcoholic beverages, sometimes called 'alcopops' (like Mike's Hard Lemonade, Smirnoff Ice, Bacardi Breezers, etc.) in your lifetime?	74
170	On how many occasions have you drunk flavored alcoholic beverages, sometimes called 'alcopops' (like Mike's Hard Lemonade, Smirnoff Ice, Bacardi Breezers, etc.) during the past 30 days?	75
171	If you used prescription drugs or over the counter drugs without a doctor telling you to use it or for the purpose of getting high, where did you get these drugs?	75
172	During the last month, about how many marijuana cigarettes, or the equivalent, did you smoke a day, on the average?	76
173	How wrong do your friends feel it would be for YOU to: drink alcohol?	76
174	How wrong do your friends feel it would be for YOU to: smoke tobacco?	76

175	How wrong do your friends feel it would be for YOU to: smoke marijuana?	77
176	How wrong do your friends feel it would be for YOU to: use prescription drugs not prescribed to you	77
177	How wrong would most adults (over 21) in your neighborhood think it is for kids your age: to use marijuana?	77
178	How wrong would most adults (over 21) in your neighborhood think it is for kids your age: to drink alcohol?	78
179	How wrong would most adults (over 21) in your neighborhood think it is for kids your age: to smoke cigarettes?	78
180	How much do each of the following statements describe your neighborhood? crime and/or drug selling	78
181	How much do each of the following statements describe your neighborhood? fights	79
182	How much do each of the following statements describe your neighborhood? lots of empty or abandoned buildings	79
183	How much do each of the following statements describe your neighborhood? lots of graffiti	79
184	I feel safe in my neighborhood.	80
185	If a kid smoked marijuana in your neighborhood would he or she be caught by the police?	80
186	If a kid drank some beer, wine or hard liquor (for example, vodka, whiskey, or gin) in your neighborhood would he or she be caught by the police?	80
187	If a kid carried a handgun in your neighborhood would he or she be caught by the police?	81
188	If you wanted to get some cigarettes, how easy would it be for you to get some?	81
189	If you wanted to get some beer, wine or hard liquor (for example, vodka, whiskey, or gin), how easy would it be for you to get some?	81
190	If you wanted to get a drug like cocaine, LSD, or amphetamines, how easy would it be for you to get some?	82
191	If you wanted to get a handgun, how easy would it be for you to get one?	82
192	If you wanted to get some marijuana, how easy would it be for you to get some?	82
193	If you wanted to get prescription drugs for the purpose of getting high, how easy would it be for you to get some?	83
194	If you wanted to get synthetic marijuana such as K2 or chemical products such as bath salts to get high, how easy would it be for you to get some?	83
195	If you wanted to get steroids to enhance athletic performance, how easy would it be for you to get some?	83

196	During the past 12 months, have you participated in any alcohol prevention programs or seen any alcohol prevention messages in your school or community? Yes, a school-based program focused on preventing underage drinking and/or drinking and driving. . . .	84
197	During the past 12 months, have you participated in any alcohol prevention programs or seen any alcohol prevention messages in your school or community? Yes, a community-based program focused on preventing underage drinking and/or drinking and driving (for example, through your church or temple or through youth groups like Boys and Girls Club or 4-H). . . .	84
198	During the past 12 months, have you participated in any alcohol prevention programs or seen any alcohol prevention messages in your school or community? Yes, a media campaign addressing underage drinking and/or drinking and driving (for example, newspaper ads, posters, pamphlets, radio, TV). . . .	84
199	During the past 12 months, have you participated in any alcohol prevention programs or seen any alcohol prevention messages in your school or community? No	84
200	How wrong do your parents feel it would be for YOU to: drink beer, wine or hard liquor (for example, vodka, whiskey or gin) regularly? .	85
201	How wrong do your parents feel it would be for YOU to: smoke tobacco?	85
202	How wrong do your parents feel it would be for YOU to: smoke marijuana?	85
203	How wrong do your parents feel it would be for YOU to: use prescription drugs not prescribed to you?	86
204	How wrong do your parents feel it would be for YOU to: steal something worth more than \$5?	86
205	How wrong do your parents feel it would be for YOU to: draw graffiti, write things, or draw pictures on buildings or other property (without the owner's permission)?	86
206	How wrong do your parents feel it would be for YOU to: pick a fight with someone?	87
207	During the past 12 months, have you talked with at least one of your parents about the dangers of underage drinking and/or drinking and driving? By parents, we mean either your biological parents, adoptive parents, stepparents, or adult guardians - whether or not they live with you. . . .	87
208	The rules in my family are clear. . . .	87
209	People in my family often insult or yell at each other. . . .	88
210	When I am not at home, one of my parents knows where I am and who I am with. . . .	88
211	We argue about the same things in my family over and over. . . .	88

212	If you drank some beer or wine or liquor (for example, vodka, whiskey, or gin) without your parents' permission, would you be caught by your parents?	89
213	My family has clear rules about alcohol and drug use. . . .	89
214	If you carried a handgun without your parents' permission, would you be caught by your parents?	89
215	If you skipped school would you be caught by your parents?	90
216	My parents ask if I've gotten my homework done. . . .	90
217	People in my family have serious arguments. . . .	90
218	Would your parents know if you did not come home on time?	91
219	Have any of your brothers or sisters ever: drunk beer, wine or hard liquor (for example, vodka, whiskey or gin)?	91
220	Have any of your brothers or sisters ever: smoked marijuana?	91
221	Have any of your brothers or sisters ever: smoked cigarettes?	91
222	Have any of your brothers or sisters ever: taken a handgun to school? .	92
223	Have any of your brothers or sisters ever: been suspended or expelled from school?	92
224	Have you changed homes in the past year (the last 12 months)? . . .	92
225	How many times have you changed homes since kindergarten?	92
226	Have you changed schools (including changing from elementary to middle and middle to high school) in the past year?	93
227	How many times have you changed schools since kindergarten (including changing from elementary to middle and middle to high school)?	93
228	Has anyone in your family ever had severe alcohol or drug problems? .	93
229	About how many adults (over 21) have you known personally who in the past year have: used marijuana, crack, cocaine, or other drugs? .	94
230	About how many adults (over 21) have you known personally who in the past year have: sold or dealt drugs?	94
231	About how many adults (over 21) have you known personally who in the past year have: done other things that could get them in trouble with the police, like stealing, selling stolen goods, mugging or assaulting others, etc.?	94
232	About how many adults (over 21) have you known personally who in the past year have: gotten drunk or high?	95
233	Have you seen or heard information about underage drinking in the past 12 months from the following sources? Radio	95
234	Have you seen or heard information about underage drinking in the past 12 months from the following sources? TV. . . .	95
235	Have you seen or heard information about underage drinking in the past 12 months from the following sources? Print. This includes information on underage drinking you may have seen in the newspaper, on a billboard, in pamphlets, on stickers, etc. . . .	95

236	Have you seen or heard information about underage drinking in the past 12 months from the following sources? Website or social media? (Facebook, Myspace, website, etc.)	96
237	The next questions ask about your opinions of the information you saw or heard. If you have seen or heard more than one ad, please think about your favorite ad when answering these questions. The information about underage drinking that I saw or heard was convincing.	96
238	The next questions ask about your opinions of the information you saw or heard. If you have seen or heard more than one ad, please think about your favorite ad when answering these questions. The information about underage drinking that I saw or heard grabbed my attention.	96
239	The next questions ask about your opinions of the information you saw or heard. If you have seen or heard more than one ad, please think about your favorite ad when answering these questions. The information about underage drinking that I saw or heard said something important to me.	97
240	The next questions ask about your opinions of the information you saw or heard. If you have seen or heard more than one ad, please think about your favorite ad when answering these questions. Seeing or hearing this information about underage drinking made me want to stop or decrease my drinking.	97
241	How honest were you in filling out this survey?	97

List of Figures

1	Grade Chart	11
2	Gender Chart	12
3	Age Chart	13
4	Ethnic Origin Chart	14

1 INTRODUCTION

This report was generated from data collected on the *2012 Arkansas Prevention Needs Assessment Student Survey*. This report contains basic frequency tables of all data collected and graphs on the selected demographic variables of grade, gender, age and ethnic origin. The graph on ethnic origin is represented as a bar chart rather than as a pie chart. This is because students were allowed to mark more than one response for ethnic origin as opposed to being allowed to mark only one response. The bars represent the percent of students who marked each of the ethnic categories.

Questions regarding the information found in this report can be directed to:

Pride Surveys

160 Vanderbilt Court
Bowling Green, KY 42103
1-800-279-6361
www.pridesurveys.com

Grade Chart

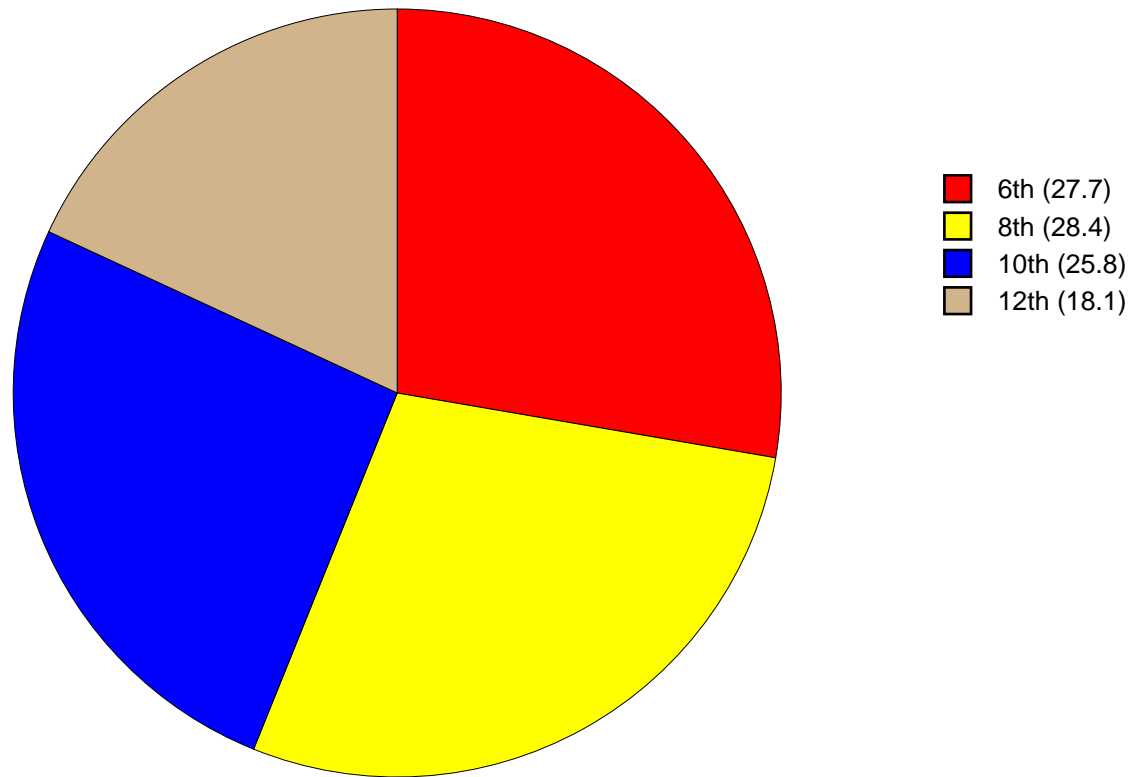


Figure 1: Grade Chart

Gender Chart

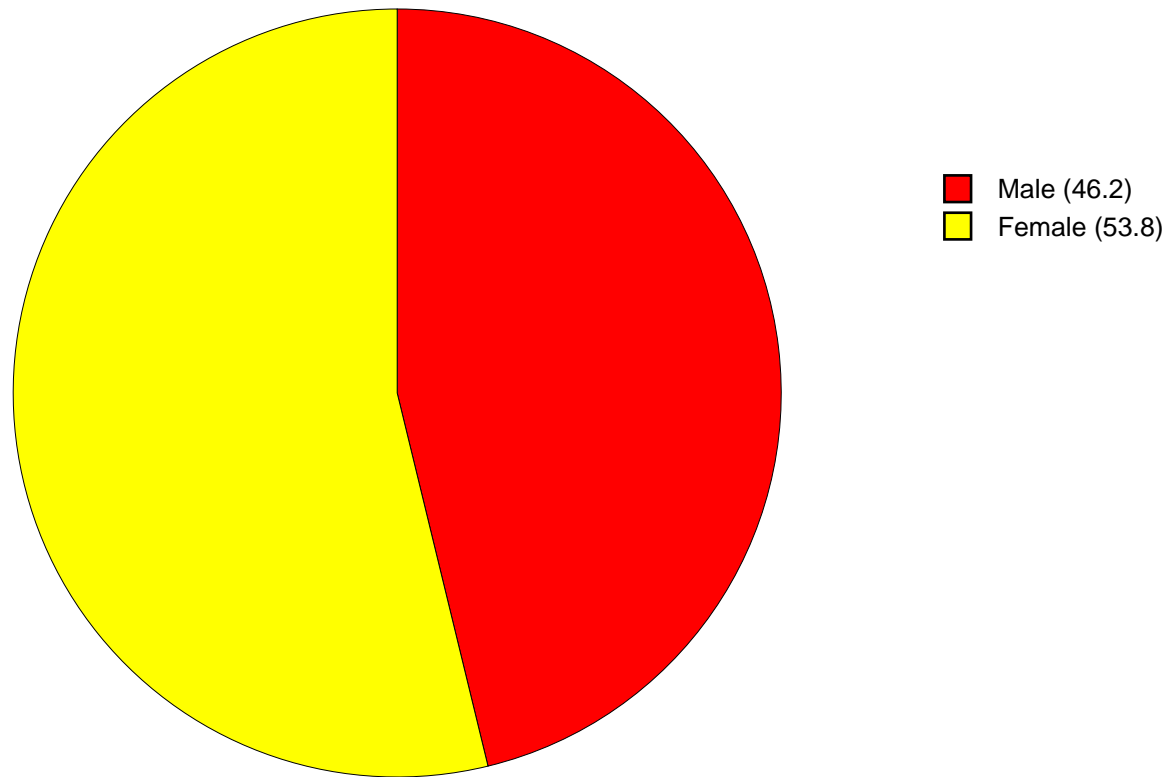


Figure 2: Gender Chart

Age Chart

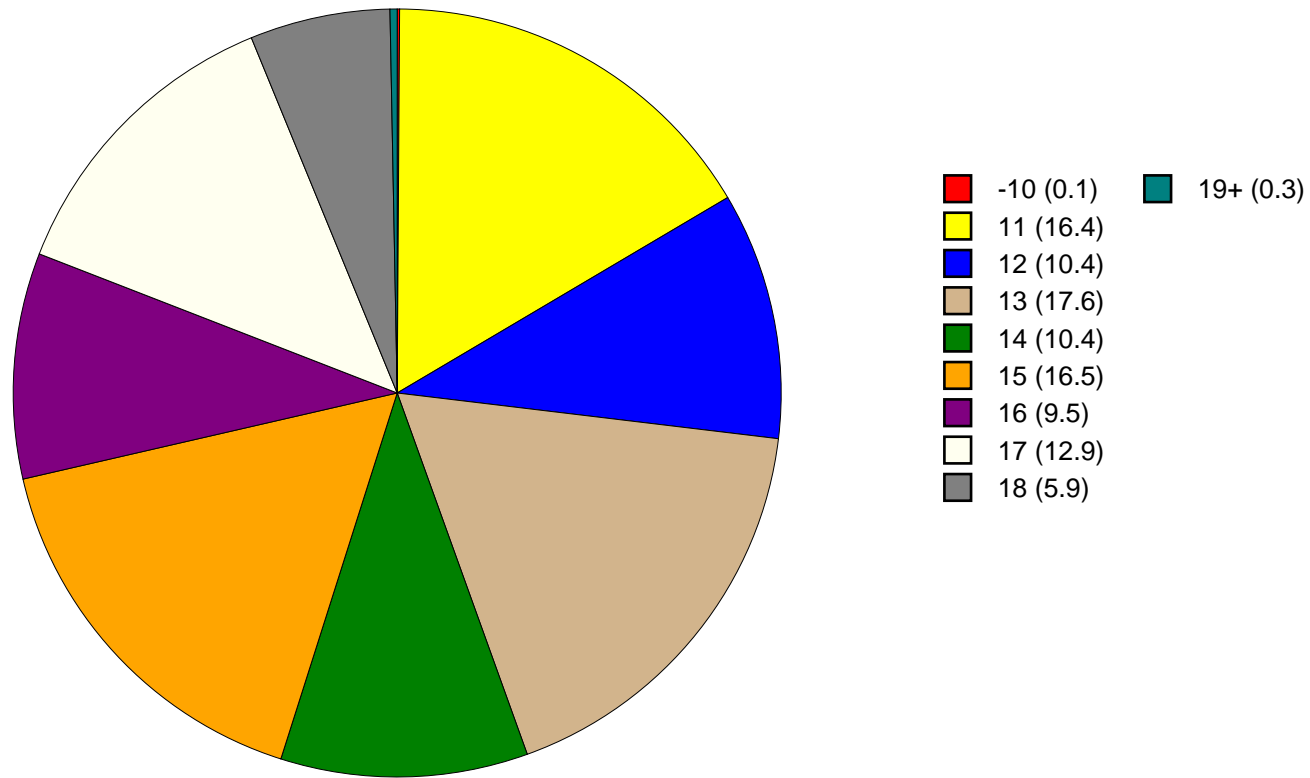


Figure 3: Age Chart

Ethnic Origin Chart

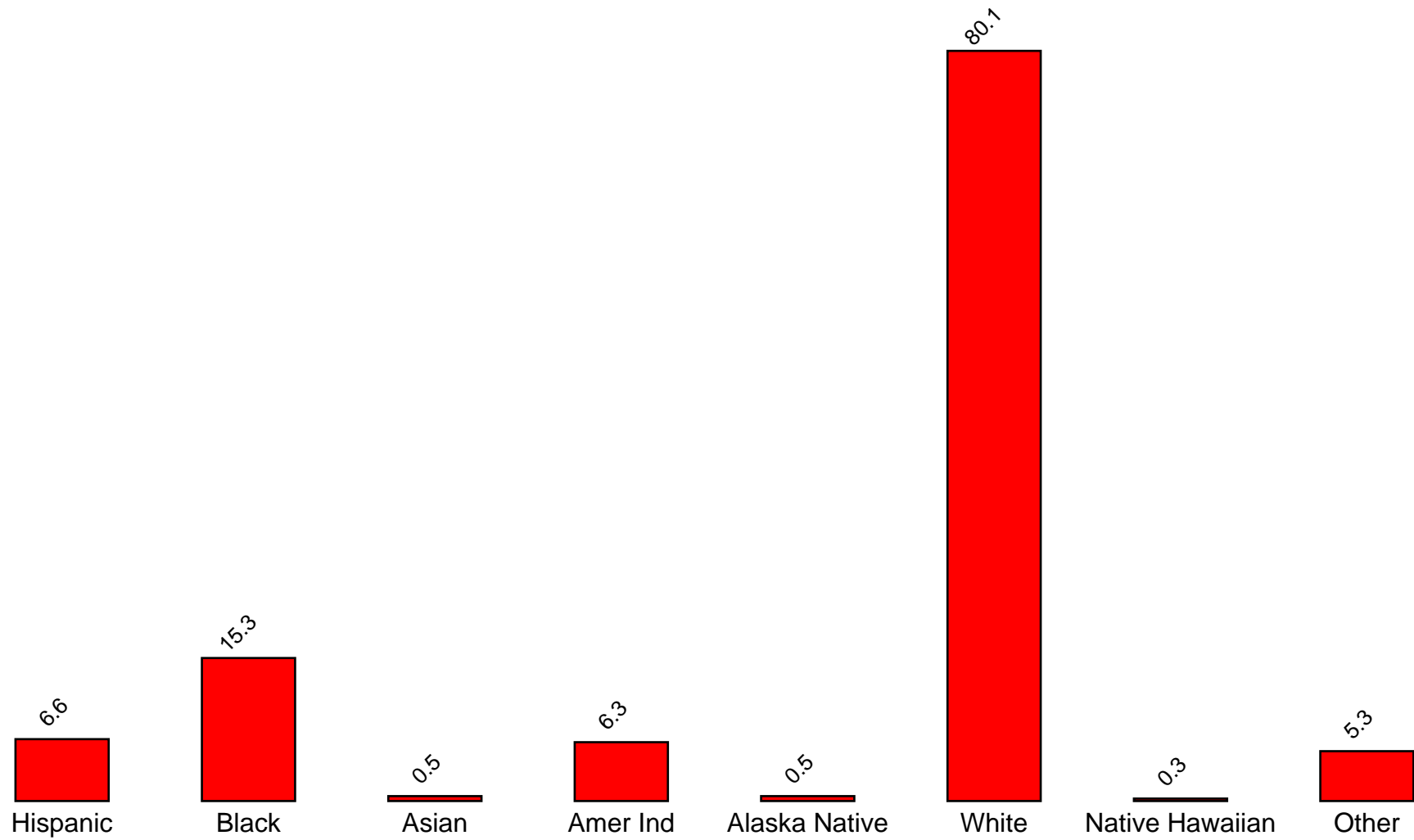


Figure 4: Ethnic Origin Chart

2 PERCENTAGE TABLES

The following tables contain frequency distribution detailing how your students responded to each question on the survey. The tables appear in the same order as the questions on the survey. The tables include breakdowns by grade level as well as overall percentages. The *N of Valid* row is a frequency count of the number of valid responses to each question for each grade and overall. The *N of Miss* row is a frequency count of the number of invalid(marked more than one response) or missing (i.e. did not respond) responses to each question for each grade and overall.

For the questions that allowed more than one response (i.e. race, live with, etc.) each response becomes a separate table. If a student did not mark the response, that was counted as a NO response, and if they did mark the response, that was counted as a YES response. Since a non response is a valid response for these questions, the *N of Miss* will always be zero for these questions.

Table 1: Sex



Response	6	8	10	12	Total	
Male	42.8	51.1	47.3	42.5	46.2	
Female	57.2	48.9	52.7	57.5	53.8	
N of Valid	318	325	296	207	1146	
N of Miss	0	0	0	0	0	

Table 2: Age











Response	6	8	10	12	Total	
10 or younger	0.3	0.0	0.0	0.0	0.1	
11	59.0	0.0	0.0	0.0	16.4	
12	37.2	0.3	0.0	0.0	10.4	
13	3.5	58.6	0.0	0.0	17.6	
14	0.0	36.1	0.7	0.0	10.4	
15	0.0	4.9	58.6	0.0	16.5	
16	0.0	0.0	36.9	0.0	9.5	
17	0.0	0.0	3.7	65.7	12.9	
18	0.0	0.0	0.0	32.9	5.9	
19 or older	0.0	0.0	0.0	1.4	0.3	
N of Valid	317	324	295	207	1143	
N of Miss	1	1	1	0	3	

Table 3: Are you Hispanic or Latino?



Response	6	8	10	12	Total	
No	92.5	92.7	94.4	94.2	93.4	
Yes	7.5	7.3	5.6	5.8	6.6	
N of Valid	294	317	287	207	1105	
N of Miss	24	8	9	0	41	

Table 4: What is your race? Black or African American



Response	6	8	10	12	Total	
No	88.4	85.5	82.1	81.6	84.7	
Yes	11.6	14.5	17.9	18.4	15.3	
N of Valid	318	325	296	207	1146	
N of Miss	0	0	0	0	0	

Table 5: What is your race? Asian



Response	6	8	10	12	Total	
No	99.4	99.4	99.3	100.0	99.5	
Yes	0.6	0.6	0.7	0.0	0.5	
N of Valid	318	325	296	207	1146	
N of Miss	0	0	0	0	0	

Table 6: What is your race? American Indian



Response	6	8	10	12	Total	
No	90.9	93.8	94.6	96.6	93.7	
Yes	9.1	6.2	5.4	3.4	6.3	
N of Valid	318	325	296	207	1146	
N of Miss	0	0	0	0	0	

Table 7: What is your race? Alaska Native



Response	6	8	10	12	Total	
No	99.4	99.7	99.0	100.0	99.5	
Yes	0.6	0.3	1.0	0.0	0.5	
N of Valid	318	325	296	207	1146	
N of Miss	0	0	0	0	0	

Table 8: What is your race? White



Response	6	8	10	12	Total	
No	20.8	18.5	20.3	20.3	19.9	
Yes	79.2	81.5	79.7	79.7	80.1	
N of Valid	318	325	296	207	1146	
N of Miss	0	0	0	0	0	

Table 9: What is your race? Native Hawaiian or Other Pacific Islander



Response	6	8	10	12	Total	
No	99.4	99.7	100.0	100.0	99.7	
Yes	0.6	0.3	0.0	0.0	0.3	
N of Valid	318	325	296	207	1146	
N of Miss	0	0	0	0	0	

Table 10: What is your race? Other



Response	6	8	10	12	Total	
No	90.6	94.8	96.6	98.1	94.7	
Yes	9.4	5.2	3.4	1.9	5.3	
N of Valid	318	325	296	207	1146	
N of Miss	0	0	0	0	0	

Table 11: What is the highest level of schooling completed by your mother or father?

Response	6	8	10	12	Total
Completed grade school or less	1.0	2.2	2.1	0.0	1.4
Some high school	3.9	2.8	6.2	9.3	5.1
Completed high school	12.6	15.1	13.7	24.5	15.8
Some college	14.5	20.7	19.2	24.0	19.2
Completed college	26.1	23.5	29.9	25.5	26.2
Graduate or professional school after college	6.8	9.9	12.4	9.3	9.6
Don't know	34.5	25.6	15.5	4.4	21.6
Does not apply	0.6	0.3	1.0	2.9	1.1
N of Valid	310	324	291	204	1129
N of Miss	8	1	5	3	17

Table 12: Think of where you live most of the time. Which of the following people live there with you? Mother

Response	6	8	10	12	Total
No	17.9	16.3	15.2	19.3	17.0
Yes	82.1	83.7	84.8	80.7	83.0
N of Valid	318	325	296	207	1146
N of Miss	0	0	0	0	0

Table 13: Think of where you live most of the time. Which of the following people live there with you? Stepmother

Response	6	8	10	12	Total
No	89.3	92.6	91.6	92.3	91.4
Yes	10.7	7.4	8.4	7.7	8.6
N of Valid	318	325	296	207	1146
N of Miss	0	0	0	0	0

Table 14: Think of where you live most of the time. Which of the following people live there with you? Foster Mother



Response	6	8	10	12	Total	
No	99.4	99.4	99.3	99.5	99.4	
Yes	0.6	0.6	0.7	0.5	0.6	
N of Valid	318	325	296	207	1146	
N of Miss	0	0	0	0	0	

Table 15: Think of where you live most of the time. Which of the following people live there with you? Grandmother



Response	6	8	10	12	Total	
No	86.2	88.3	90.2	93.2	89.1	
Yes	13.8	11.7	9.8	6.8	10.9	
N of Valid	318	325	296	207	1146	
N of Miss	0	0	0	0	0	

Table 16: Think of where you live most of the time. Which of the following people live there with you? Aunt



Response	6	8	10	12	Total	
No	94.3	96.3	97.6	97.6	96.3	
Yes	5.7	3.7	2.4	2.4	3.7	
N of Valid	318	325	296	207	1146	
N of Miss	0	0	0	0	0	

Table 17: Think of where you live most of the time. Which of the following people live there with you? Father



Response	6	8	10	12	Total	
No	34.3	45.8	43.2	46.4	42.1	
Yes	65.7	54.2	56.8	53.6	57.9	
N of Valid	318	325	296	207	1146	
N of Miss	0	0	0	0	0	

Table 18: Think of where you live most of the time. Which of the following people live there with you? Stepfather



Response	6	8	10	12	Total	
No	85.2	78.8	82.8	80.2	81.8	
Yes	14.8	21.2	17.2	19.8	18.2	
N of Valid	318	325	296	207	1146	
N of Miss	0	0	0	0	0	

Table 19: Think of where you live most of the time. Which of the following people live there with you? Foster Father



Response	6	8	10	12	Total	
No	99.7	99.7	99.7	99.5	99.7	
Yes	0.3	0.3	0.3	0.5	0.3	
N of Valid	318	325	296	207	1146	
N of Miss	0	0	0	0	0	

Table 20: Think of where you live most of the time. Which of the following people live there with you? Grandfather



Response	6	8	10	12	Total	
No	89.0	93.5	94.6	95.7	92.9	
Yes	11.0	6.5	5.4	4.3	7.1	
N of Valid	318	325	296	207	1146	
N of Miss	0	0	0	0	0	

Table 21: Think of where you live most of the time. Which of the following people live there with you? Uncle



Response	6	8	10	12	Total	
No	95.9	96.3	99.0	97.6	97.1	
Yes	4.1	3.7	1.0	2.4	2.9	
N of Valid	318	325	296	207	1146	
N of Miss	0	0	0	0	0	

Table 22: Think of where you live most of the time. Which of the following people live there with you? Other Adults

Response	6	8	10	12	Total	
No	97.2	98.8	98.3	98.6	98.2	
Yes	2.8	1.2	1.7	1.4	1.8	
N of Valid	318	325	296	207	1146	
N of Miss	0	0	0	0	0	

Table 23: Think of where you live most of the time. Which of the following people live there with you? Brother(s)

Response	6	8	10	12	Total	
No	50.3	61.2	64.2	64.7	59.6	
Yes	49.7	38.8	35.8	35.3	40.4	
N of Valid	318	325	296	207	1146	
N of Miss	0	0	0	0	0	

Table 24: Think of where you live most of the time. Which of the following people live there with you? Stepbrother(s)

Response	6	8	10	12	Total	
No	91.2	93.8	94.6	93.7	93.3	
Yes	8.8	6.2	5.4	6.3	6.7	
N of Valid	318	325	296	207	1146	
N of Miss	0	0	0	0	0	

Table 25: Think of where you live most of the time. Which of the following people live there with you? Sister(s)

Response	6	8	10	12	Total	
No	51.3	54.2	63.2	68.6	58.3	
Yes	48.7	45.8	36.8	31.4	41.7	
N of Valid	318	325	296	207	1146	
N of Miss	0	0	0	0	0	

Table 26: Think of where you live most of the time. Which of the following people live there with you? Stepsister(s)



Response	6	8	10	12	Total	
No	90.9	94.8	95.3	95.7	94.0	
Yes	9.1	5.2	4.7	4.3	6.0	
N of Valid	318	325	296	207	1146	
N of Miss	0	0	0	0	0	

Table 27: Think of where you live most of the time. Which of the following people live there with you? Other Children



Response	6	8	10	12	Total	
No	94.0	95.1	94.9	94.7	94.7	
Yes	6.0	4.9	5.1	5.3	5.3	
N of Valid	318	325	296	207	1146	
N of Miss	0	0	0	0	0	

Table 28: In my school, students have lots of chances to help decide things like class activities and rules.





Response	6	8	10	12	Total	
NO!	21.7	18.6	15.6	20.4	19.0	
no	33.8	38.8	45.0	39.3	39.1	
yes	37.9	37.0	33.6	32.0	35.5	
YES!	6.7	5.6	5.9	8.3	6.5	
N of Valid	314	322	289	206	1131	
N of Miss	4	3	7	1	15	

Table 29: Teachers ask me to work on special classroom projects.





Response	6	8	10	12	Total	
NO!	12.3	10.9	8.9	7.8	10.2	
no	35.8	42.9	44.0	30.1	38.9	
yes	42.3	39.4	40.6	54.9	43.3	
YES!	9.7	6.8	6.5	7.3	7.6	
N of Valid	310	322	293	206	1131	
N of Miss	8	3	3	1	15	

Table 30: My teacher(s) notices when I am doing a good job and lets me know about it.

Response	6	8	10	12	Total
NO!	3.8	6.5	7.2	4.8	5.6
no	14.3	22.4	25.2	22.2	20.8
yes	47.3	48.3	51.0	55.1	50.0
YES!	34.6	22.7	16.6	17.9	23.6
N of Valid	315	321	290	207	1133
N of Miss	3	4	6	0	13

Table 31: There are lots of chances for students in my school to get involved in sports, clubs, and other school activities outside of class.

Response	6	8	10	12	Total
NO!	6.1	2.2	1.4	1.0	2.8
no	7.3	6.5	5.8	7.2	6.7
yes	30.4	41.2	35.6	41.1	36.7
YES!	56.2	50.2	57.2	50.7	53.7
N of Valid	313	323	292	207	1135
N of Miss	5	2	4	0	11

Table 32: There are lots of chances for students in my school to talk with a teacher one-on-one.

Response	6	8	10	12	Total
NO!	2.9	3.7	6.2	3.4	4.0
no	15.2	18.9	20.9	17.9	18.2
yes	50.2	49.2	49.7	55.1	50.7
YES!	31.7	28.2	23.3	23.7	27.1
N of Valid	315	323	292	207	1137
N of Miss	3	2	4	0	9

Table 33: I feel safe at my school.


Response	6	8	10	12	Total	
NO!	5.1	7.8	7.6	5.8	6.6	
no	8.6	13.7	15.3	18.4	13.5	
yes	32.4	50.2	53.1	45.1	45.0	
YES!	54.0	28.3	24.0	30.6	34.8	
N of Valid	315	321	288	206	1130	
N of Miss	3	4	8	1	16	

Table 34: The school lets my parents know when I have done something well.


Response	6	8	10	12	Total	
NO!	12.5	15.0	19.7	23.7	17.1	
no	28.8	42.4	50.3	44.4	41.1	
yes	41.3	30.8	24.8	26.6	31.4	
YES!	17.3	11.8	5.2	5.3	10.4	
N of Valid	312	321	290	207	1130	
N of Miss	6	4	6	0	16	

Table 35: My teachers praise me when I work hard in school.


Response	6	8	10	12	Total	
NO!	13.7	14.9	13.9	6.8	12.8	
no	28.7	37.6	44.4	43.5	38.0	
yes	40.7	38.8	35.1	42.0	39.0	
YES!	16.9	8.7	6.6	7.7	10.2	
N of Valid	307	322	288	207	1124	
N of Miss	11	3	8	0	22	

Table 36: Are your school grades better than the grades of most students in your class?

Response	6	8	10	12	Total
NO!	12.0	7.5	5.9	3.9	7.6
no	22.4	31.7	25.5	23.3	26.0
yes	44.2	41.6	53.1	52.9	47.3
YES!	21.4	19.3	15.5	19.9	19.0
N of Valid	308	322	290	206	1126
N of Miss	10	3	6	1	20

Table 37: I have lots of chances to be part of class discussions or activities.

Response	6	8	10	12	Total
NO!	4.4	3.1	3.5	1.4	3.3
no	13.6	13.7	12.2	12.6	13.1
yes	46.5	58.7	60.4	59.4	55.9
YES!	35.4	24.5	24.0	26.6	27.8
N of Valid	316	322	288	207	1133
N of Miss	2	3	8	0	13

Table 38: Now thinking back over the past year in school, how often did you: enjoy being in school?

Response	6	8	10	12	Total
Never	6.7	8.3	10.2	7.8	8.3
Seldom	9.2	8.0	17.4	18.0	12.6
Sometimes	35.9	37.3	37.5	38.5	37.2
Often	29.2	30.6	25.3	26.8	28.1
Almost always	19.0	15.7	9.6	8.8	13.8
N of Valid	315	324	293	205	1137
N of Miss	3	1	3	2	9

Table 39: Now thinking back over the past year in school, how often did you: hate being in school?






Response	6	8	10	12	Total	
Never	17.2	9.5	5.1	6.3	9.9	
Seldom	27.4	31.1	22.3	24.4	26.6	
Sometimes	31.2	33.8	38.4	35.6	34.6	
Often	12.7	13.8	22.6	21.0	17.1	
Almost always	11.5	11.7	11.6	12.7	11.8	
N of Valid	314	325	292	205	1136	
N of Miss	4	0	4	2	10	

Table 40: Now thinking back over the past year in school, how often did you: try to do your best work in school?






Response	6	8	10	12	Total	
Never	0.0	0.9	1.0	0.5	0.6	
Seldom	0.6	1.9	1.4	2.5	1.5	
Sometimes	7.0	12.1	15.6	20.2	13.0	
Often	16.6	32.2	40.1	37.9	30.9	
Almost always	75.7	52.9	41.9	38.9	53.9	
N of Valid	313	323	289	203	1128	
N of Miss	5	2	7	4	18	

Table 41: How often do you feel that the school work you are assigned is meaningful and important?






Response	6	8	10	12	Total	
Never	4.8	8.3	10.3	7.4	7.7	
Seldom	8.0	14.8	20.7	22.1	15.7	
Sometimes	22.6	27.8	33.8	35.8	29.3	
Often	32.2	31.5	23.1	25.5	28.4	
Almost always	32.5	17.6	12.1	9.3	18.8	
N of Valid	314	324	290	204	1132	
N of Miss	4	1	6	3	14	

Table 42: Putting them all together, what were your grades like last year?






Response	6	8	10	12	Total	
Mostly F's	1.3	0.3	1.0	0.0	0.7	
Mostly D's	3.3	3.5	2.8	1.5	2.9	
Mostly C's	10.1	16.5	18.2	12.8	14.5	
Mostly B's	39.1	45.4	41.6	49.3	43.4	
Mostly A's	46.3	34.3	36.4	36.5	38.5	
N of Valid	307	315	286	203	1111	
N of Miss	11	10	10	4	35	

Table 43: How important do you think the things you are learning in school are going to be for your later life?






Response	6	8	10	12	Total	
Very important	51.9	34.8	19.6	12.3	31.6	
Quite important	24.7	27.4	25.4	24.6	25.6	
Fairly important	15.2	22.8	31.6	35.0	25.1	
Slightly important	7.3	12.9	15.8	23.6	14.0	
Not at all important	0.9	2.2	7.6	4.4	3.6	
N of Valid	316	325	291	203	1135	
N of Miss	2	0	5	4	11	

Table 44: How interesting are most of your courses to you?






Response	6	8	10	12	Total	
Very interesting and stimulating	15.1	10.0	9.0	2.9	9.9	
Quite interesting	40.2	33.0	21.9	22.1	30.2	
Fairly interesting	30.9	35.5	41.3	47.1	37.8	
Slightly dull	10.3	12.8	17.0	20.6	14.6	
Very dull	3.5	8.7	10.8	7.4	7.6	
N of Valid	311	321	288	204	1124	
N of Miss	7	4	8	3	22	

Table 45: During the LAST FOUR WEEKS how many whole days of school have you missed because you skipped or 'cut'?

Response	6	8	10	12	Total	
None	74.7	74.5	68.8	65.4	71.4	
1	12.3	10.8	13.9	13.7	12.5	
2	5.1	5.8	7.6	8.8	6.6	
3	4.4	4.0	2.8	5.9	4.1	
04/05/13	2.5	3.7	4.2	2.4	3.3	
06/10/13	0.9	1.2	1.7	2.4	1.5	
11 or more	0.0	0.0	1.0	1.5	0.5	
N of Valid	316	325	288	205	1134	
N of Miss	2	0	8	2	12	

Table 46: What are the chances you would be seen as cool if you: smoked cigarettes?

Response	6	8	10	12	Total	
No or very little chance	89.8	73.6	63.0	57.8	72.5	
Little chance	6.0	12.7	18.0	20.4	13.6	
Some chance	1.3	7.1	12.5	13.1	8.0	
Pretty good chance	1.6	5.0	4.2	4.4	3.7	
Very good chance	1.3	1.6	2.4	4.4	2.2	
N of Valid	315	322	289	206	1132	
N of Miss	3	3	7	1	14	

Table 47: What are the chances you would be seen as cool if you: worked hard at school?

Response	6	8	10	12	Total	
No or very little chance	8.3	12.5	10.0	12.7	10.7	
Little chance	8.3	13.1	16.9	21.1	14.2	
Some chance	19.1	23.4	26.9	21.1	22.7	
Pretty good chance	27.7	32.1	24.5	28.9	28.3	
Very good chance	36.6	19.0	21.7	16.2	24.1	
N of Valid	314	321	290	204	1129	
N of Miss	4	4	6	3	17	

Table 48: What are the chances you would be seen as cool if you: began drinking alcoholic beverages regularly, that is, at least once or twice a month?






Response	6	8	10	12	Total	
No or very little chance	88.6	66.8	45.1	36.9	61.9	
Little chance	6.0	15.2	16.3	17.0	13.3	
Some chance	1.6	10.9	15.3	19.9	11.0	
Pretty good chance	2.8	6.2	13.5	16.0	8.9	
Very good chance	0.9	0.9	9.7	10.2	4.9	
N of Valid	316	322	288	206	1132	
N of Miss	2	3	8	1	14	

Table 49: What are the chances you would be seen as cool if you: defended someone who was being verbally abused at school?






Response	6	8	10	12	Total	
No or very little chance	10.9	14.6	9.4	10.7	11.5	
Little chance	5.8	12.1	13.6	11.7	10.6	
Some chance	17.3	22.0	28.0	28.6	23.4	
Pretty good chance	27.5	26.3	25.5	28.6	26.9	
Very good chance	38.7	25.1	23.4	20.4	27.6	
N of Valid	313	323	286	206	1128	
N of Miss	5	2	10	1	18	

Table 50: What are the chances you would be seen as cool if you: smoked marijuana?






Response	6	8	10	12	Total	
No or very little chance	91.5	71.2	49.1	41.7	65.9	
Little chance	2.2	13.6	12.5	14.6	10.3	
Some chance	2.2	5.6	9.8	17.5	7.9	
Pretty good chance	3.2	5.9	13.2	12.1	8.1	
Very good chance	0.9	3.7	15.3	14.1	7.8	
N of Valid	316	323	287	206	1132	
N of Miss	2	2	9	1	14	

Table 51: What are the chances you would be seen as cool if you: carried a handgun?






Response	6	8	10	12	Total	
No or very little chance	82.6	77.6	69.4	69.9	75.5	
Little chance	8.2	8.1	12.2	12.1	9.9	
Some chance	4.7	7.2	9.0	10.2	7.5	
Pretty good chance	1.9	2.8	2.8	3.9	2.7	
Very good chance	2.5	4.4	6.6	3.9	4.3	
N of Valid	316	321	288	206	1131	
N of Miss	2	4	8	1	15	

Table 52: Think of your four best friends (the friends you feel closest to). In the past year (12 months), how many of your best friends have: participated in clubs, organizations or activities at school?






Response	6	8	10	12	Total	
0	11.5	8.4	10.1	8.3	9.7	
1	11.2	12.8	12.6	6.4	11.1	
2	17.9	20.3	15.4	16.2	17.6	
3	15.1	14.1	14.7	13.2	14.3	
4	44.2	44.4	47.2	55.9	47.1	
N of Valid	312	320	286	204	1122	
N of Miss	6	5	10	3	24	

Table 53: Think of your four best friends (the friends you feel closest to). In the past year (12 months), how many of your best friends have: smoked cigarettes?






Response	6	8	10	12	Total	
0	92.0	79.5	60.1	54.4	73.5	
1	5.4	8.4	16.7	20.1	11.8	
2	0.3	7.1	11.5	10.8	7.0	
3	1.3	1.9	4.5	5.4	3.0	
4	1.0	3.1	7.3	9.3	4.7	
N of Valid	314	322	288	204	1128	
N of Miss	4	3	8	3	18	

Table 54: Think of your four best friends (the friends you feel closest to). In the past year (12 months), how many of your best friends have: tried beer, wine or hard liquor (for example, vodka, whiskey, or gin) when their parents didn't know about it?






Response	6	8	10	12	Total	
0	85.7	65.0	36.1	23.3	55.9	
1	7.9	12.8	17.0	18.8	13.6	
2	2.9	9.4	14.6	14.9	9.9	
3	1.9	5.0	11.5	14.4	7.5	
4	1.6	7.8	20.8	28.7	13.2	
N of Valid	315	320	288	202	1125	
N of Miss	3	5	8	5	21	

Table 55: Think of your four best friends (the friends you feel closest to). In the past year (12 months), how many of your best friends have: made a commitment to stay drug-free?






Response	6	8	10	12	Total	
0	9.1	23.3	31.7	33.0	23.3	
1	3.6	9.1	14.8	16.3	10.3	
2	5.5	7.9	10.9	13.8	9.1	
3	8.7	9.5	9.5	9.4	9.3	
4	73.1	50.2	33.1	27.6	48.1	
N of Valid	309	317	284	203	1113	
N of Miss	9	8	12	4	33	

Table 56: Think of your four best friends (the friends you feel closest to). In the past year (12 months), how many of your best friends have: used marijuana?






Response	6	8	10	12	Total	
0	95.9	82.2	56.7	44.3	72.7	
1	1.0	8.7	12.1	16.4	8.8	
2	0.6	3.4	11.8	10.9	6.1	
3	1.0	3.7	8.3	11.9	5.6	
4	1.6	1.9	11.1	16.4	6.8	
N of Valid	314	321	289	201	1125	
N of Miss	4	4	7	6	21	

Table 57: Think of your four best friends (the friends you feel closest to). In the past year (12 months), how many of your best friends have: used prescription drugs or non-prescription drugs for the purposes of getting high?






Response	6	8	10	12	Total	
0	97.1	91.0	76.8	70.1	85.3	
1	1.0	4.7	10.5	12.3	6.5	
2	1.0	1.9	4.6	9.3	3.6	
3	0.0	1.2	3.5	3.9	2.0	
4	1.0	1.2	4.6	4.4	2.6	
N of Valid	315	321	285	204	1125	
N of Miss	3	4	11	3	21	

Table 58: Think of your four best friends (the friends you feel closest to). In the past year (12 months), how many of your best friends have: used synthetic marijuana (K2, spice) or bath salts?






Response	6	8	10	12	Total	
0	97.7	94.1	88.8	79.4	91.1	
1	1.0	3.4	4.9	7.8	3.9	
2	0.6	0.9	3.5	5.9	2.4	
3	0.0	0.6	1.0	3.9	1.2	
4	0.6	0.9	1.7	2.9	1.4	
N of Valid	309	322	286	204	1121	
N of Miss	9	3	10	3	25	

Table 59: Think of your four best friends (the friends you feel closest to). In the past year (12 months), how many of your best friends have: used LSD, cocaine, amphetamines, or other illegal drugs?






Response	6	8	10	12	Total	
0	97.1	94.0	87.5	84.8	91.5	
1	0.6	3.8	4.9	7.4	3.8	
2	1.0	1.3	3.1	2.5	1.9	
3	0.3	0.3	0.3	2.9	0.8	
4	1.0	0.6	4.2	2.5	2.0	
N of Valid	310	317	288	204	1119	
N of Miss	8	8	8	3	27	

Table 60: Think of your four best friends (the friends you feel closest to). In the past year (12 months), how many of your best friends have: tried to do well in school?






Response	6	8	10	12	Total	
0	1.9	4.7	4.5	5.4	4.0	
1	3.2	4.7	7.0	4.5	4.8	
2	5.8	10.1	14.3	12.9	10.5	
3	11.9	18.9	20.2	16.8	16.9	
4	77.2	61.5	54.0	60.4	63.8	
N of Valid	312	317	287	202	1118	
N of Miss	6	8	9	5	28	

Table 61: Think of your four best friends (the friends you feel closest to). In the past year (12 months), how many of your best friends have: been suspended from school?






Response	6	8	10	12	Total	
0	71.7	61.4	64.6	74.5	67.4	
1	15.6	21.5	20.8	14.2	18.4	
2	5.4	10.0	6.9	3.4	6.7	
3	3.5	2.5	1.7	3.4	2.8	
4	3.8	4.7	5.9	4.4	4.7	
N of Valid	314	321	288	204	1127	
N of Miss	4	4	8	3	19	

Table 62: Think of your four best friends (the friends you feel closest to). In the past year (12 months), how many of your best friends have: liked school?






Response	6	8	10	12	Total	
0	20.8	20.6	32.8	29.6	25.4	
1	7.7	15.3	12.9	14.3	12.4	
2	18.9	22.8	22.3	25.6	22.1	
3	18.6	19.4	16.7	10.8	16.9	
4	34.0	21.9	15.3	19.7	23.2	
N of Valid	312	320	287	203	1122	
N of Miss	6	5	9	4	24	

Table 63: Think of your four best friends (the friends you feel closest to). In the past year (12 months), how many of your best friends have: carried a handgun?






Response	6	8	10	12	Total	
0	93.0	95.0	89.9	90.2	92.3	
1	3.2	2.8	5.2	5.4	4.0	
2	1.6	0.3	2.4	2.9	1.7	
3	0.3	0.6	0.7	1.0	0.6	
4	1.9	1.3	1.7	0.5	1.4	
N of Valid	316	319	288	204	1127	
N of Miss	2	6	8	3	19	

Table 64: Think of your four best friends (the friends you feel closest to). In the past year (12 months), how many of your best friends have: sold illegal drugs?






Response	6	8	10	12	Total	
0	97.8	93.7	81.0	82.8	89.7	
1	1.3	3.1	8.1	8.3	4.8	
2	0.0	2.2	5.6	4.9	2.9	
3	0.6	0.3	2.1	1.5	1.1	
4	0.3	0.6	3.2	2.5	1.5	
N of Valid	315	319	284	204	1122	
N of Miss	3	6	12	3	24	

Table 65: Think of your four best friends (the friends you feel closest to). In the past year (12 months), how many of your best friends have: regularly attended religious services?






Response	6	8	10	12	Total	
0	17.4	17.4	14.1	20.1	17.1	
1	7.2	14.9	13.7	15.2	12.5	
2	9.2	15.5	21.8	22.5	16.7	
3	20.1	18.7	21.5	16.7	19.4	
4	46.1	33.5	28.9	25.5	34.3	
N of Valid	304	316	284	204	1108	
N of Miss	14	9	12	3	38	

Table 66: Think of your four best friends (the friends you feel closest to). In the past year (12 months), how many of your best friends have: stolen or tried to steal a motor vehicle such as a car or motorcycle?

Response	6	8	10	12	Total	
0	97.8	95.0	91.9	96.1	95.2	
1	0.9	3.8	4.2	2.0	2.8	
2	0.6	0.9	1.8	1.5	1.2	
3	0.0	0.0	1.4	0.0	0.4	
4	0.6	0.3	0.7	0.5	0.5	
N of Valid	316	319	285	204	1124	
N of Miss	2	6	11	3	22	

Table 67: Think of your four best friends (the friends you feel closest to). In the past year (12 months), how many of your best friends have: been arrested?

Response	6	8	10	12	Total	
0	94.6	89.4	83.5	81.8	88.0	
1	3.5	6.9	9.2	10.8	7.2	
2	1.3	1.6	2.8	3.4	2.1	
3	0.0	1.2	1.4	2.5	1.2	
4	0.6	0.9	3.2	1.5	1.5	
N of Valid	315	320	284	203	1122	
N of Miss	3	5	12	4	24	

Table 68: Think of your four best friends (the friends you feel closest to). In the past year (12 months), how many of your best friends have: dropped out of school?

Response	6	8	10	12	Total	
0	96.8	95.0	90.2	91.1	93.6	
1	2.5	2.8	5.6	5.9	4.0	
2	0.0	1.9	2.4	1.5	1.4	
3	0.3	0.0	0.7	0.0	0.3	
4	0.3	0.3	1.0	1.5	0.7	
N of Valid	315	321	286	203	1125	
N of Miss	3	4	10	4	21	

Table 69: Think of your four best friends (the friends you feel closest to). In the past year (12 months), how many of your best friends have: been members of a gang?






Response	6	8	10	12	Total	
0	92.7	89.4	87.8	89.2	89.9	
1	5.1	5.0	4.2	4.4	4.7	
2	0.6	3.8	1.7	1.5	2.0	
3	0.0	0.3	2.1	2.0	1.0	
4	1.6	1.6	4.2	2.9	2.5	
N of Valid	315	320	286	204	1125	
N of Miss	3	5	10	3	21	

Table 70: How old were you when you first: smoked marijuana?










Response	6	8	10	12	Total	
Never	98.4	92.9	77.6	62.9	85.1	
10 or younger	1.3	1.2	2.4	3.0	1.9	
11	0.0	1.9	1.0	1.5	1.1	
12	0.3	1.2	2.8	4.0	1.9	
13	0.0	1.5	3.8	5.0	2.3	
14	0.0	1.2	5.9	4.0	2.6	
15	0.0	0.0	5.9	6.4	2.7	
16	0.0	0.0	0.3	7.9	1.5	
17 or older	0.0	0.0	0.0	5.4	1.0	
N of Valid	313	323	286	202	1124	
N of Miss	5	2	10	5	22	

Table 71: How old were you when you first: smoked a cigarette, even just a puff?










Response	6	8	10	12	Total	
Never	89.8	78.9	67.0	58.1	75.2	
10 or younger	5.4	8.4	10.1	11.3	8.5	
11	3.2	3.4	3.5	3.9	3.5	
12	1.6	4.3	2.8	3.4	3.0	
13	0.0	4.3	4.2	3.9	3.0	
14	0.0	0.6	6.2	3.9	2.5	
15	0.0	0.0	4.9	5.9	2.3	
16	0.0	0.0	1.4	5.9	1.4	
17 or older	0.0	0.0	0.0	3.4	0.6	
N of Valid	313	323	288	203	1127	
N of Miss	5	2	8	4	19	

Table 72: How old were you when you first: had more than a sip or two of beer, wine or hard liquor (for example, vodka, whiskey, or gin)?










Response	6	8	10	12	Total	
Never	79.9	64.4	47.8	34.6	59.0	
10 or younger	13.1	13.6	9.7	9.8	11.8	
11	3.8	6.5	4.5	4.4	4.9	
12	3.2	4.6	4.5	5.9	4.4	
13	0.0	9.0	8.0	5.4	5.6	
14	0.0	1.9	12.5	9.3	5.4	
15	0.0	0.0	10.7	11.7	4.9	
16	0.0	0.0	2.4	10.7	2.6	
17 or older	0.0	0.0	0.0	8.3	1.5	
N of Valid	313	323	289	205	1130	
N of Miss	5	2	7	2	16	

Table 73: How old were you when you first: began drinking alcoholic beverages regularly, that is, at least once or twice a month?










Response	6	8	10	12	Total	
Never	98.4	95.0	81.9	66.5	87.5	
10 or younger	0.6	1.2	1.0	0.5	0.9	
11	0.0	0.0	1.7	0.0	0.4	
12	1.0	0.9	1.0	3.0	1.3	
13	0.0	1.9	2.8	2.0	1.6	
14	0.0	0.9	3.1	3.0	1.6	
15	0.0	0.0	6.9	8.4	3.3	
16	0.0	0.0	1.0	9.9	2.0	
17 or older	0.0	0.0	0.3	6.9	1.3	
N of Valid	314	323	288	203	1128	
N of Miss	4	2	8	4	18	

Table 74: How old were you when you first: used Daztrex?


Response	6	8	10	12	Total	
Never	100.0	100.0	100.0	100.0	100.0	
10 or younger	0.0	0.0	0.0	0.0	0.0	
11	0.0	0.0	0.0	0.0	0.0	
12	0.0	0.0	0.0	0.0	0.0	
13	0.0	0.0	0.0	0.0	0.0	
14	0.0	0.0	0.0	0.0	0.0	
15	0.0	0.0	0.0	0.0	0.0	
16	0.0	0.0	0.0	0.0	0.0	
17 or older	0.0	0.0	0.0	0.0	0.0	
N of Valid	295	319	284	204	1102	
N of Miss	23	6	12	3	44	

Table 75: How old were you when you first: got suspended from school?










Response	6	8	10	12	Total	
Never	85.7	81.8	81.3	73.5	81.3	
10 or younger	7.0	5.9	5.9	4.9	6.0	
11	4.8	3.4	2.4	2.0	3.3	
12	2.5	4.0	3.1	3.4	3.3	
13	0.0	3.7	2.1	2.0	1.9	
14	0.0	1.2	1.4	3.9	1.4	
15	0.0	0.0	3.1	3.9	1.5	
16	0.0	0.0	0.3	3.9	0.8	
17 or older	0.0	0.0	0.3	2.5	0.5	
N of Valid	315	324	289	204	1132	
N of Miss	3	1	7	3	14	

Table 76: How old were you when you first: got arrested?










Response	6	8	10	12	Total	
Never	97.8	95.1	93.4	90.7	94.6	
10 or younger	1.0	0.9	0.7	0.5	0.8	
11	0.3	0.3	0.3	0.0	0.3	
12	1.0	1.9	1.0	0.5	1.1	
13	0.0	1.9	0.7	1.5	1.0	
14	0.0	0.0	1.7	0.5	0.5	
15	0.0	0.0	2.1	1.5	0.8	
16	0.0	0.0	0.0	2.4	0.4	
17 or older	0.0	0.0	0.0	2.4	0.4	
N of Valid	314	324	289	205	1132	
N of Miss	4	1	7	2	14	

Table 77: How old were you when you first: carried a handgun?










Response	6	8	10	12	Total	
Never	92.0	96.9	93.8	95.1	94.4	
10 or younger	4.5	0.9	0.7	0.0	1.7	
11	1.9	0.6	2.4	1.0	1.5	
12	1.3	0.0	0.3	0.0	0.4	
13	0.3	1.2	0.7	1.0	0.8	
14	0.0	0.3	1.4	1.0	0.6	
15	0.0	0.0	0.3	0.5	0.2	
16	0.0	0.0	0.3	1.0	0.3	
17 or older	0.0	0.0	0.0	0.5	0.1	
N of Valid	314	322	288	203	1127	
N of Miss	4	3	8	4	19	

Table 78: How old were you when you first: attacked someone with the idea of seriously hurting them?










Response	6	8	10	12	Total	
Never	87.2	86.1	85.1	83.8	85.7	
10 or younger	4.8	3.7	3.1	2.9	3.7	
11	5.8	2.8	1.4	1.5	3.0	
12	2.2	3.1	1.7	1.0	2.1	
13	0.0	2.5	2.1	2.0	1.6	
14	0.0	1.9	3.1	1.5	1.6	
15	0.0	0.0	2.1	2.9	1.1	
16	0.0	0.0	1.0	3.9	1.0	
17 or older	0.0	0.0	0.3	0.5	0.2	
N of Valid	313	323	289	204	1129	
N of Miss	5	2	7	3	17	

Table 79: How old were you when you first: belonged to a gang?

Response	6	8	10	12	Total	
Never	97.8	95.0	94.8	95.1	95.8	
10 or younger	0.6	1.2	0.7	2.9	1.2	
11	1.3	1.2	0.0	0.5	0.8	
12	0.3	0.0	1.0	0.0	0.4	
13	0.0	1.2	1.4	1.0	0.9	
14	0.0	1.2	1.4	0.0	0.7	
15	0.0	0.0	0.3	0.0	0.1	
16	0.0	0.0	0.3	0.5	0.2	
17 or older	0.0	0.0	0.0	0.0	0.0	
N of Valid	315	322	288	205	1130	
N of Miss	3	3	8	2	16	

Table 80: How wrong do you think it is for someone your age to: take a handgun to school?

Response	6	8	10	12	Total	
Very wrong	91.5	88.2	83.8	85.9	87.6	
Wrong	7.3	8.7	9.3	11.7	9.0	
A little bit wrong	1.3	1.9	4.5	1.0	2.2	
Not wrong at all	0.0	1.2	2.4	1.5	1.2	
N of Valid	316	323	291	206	1136	
N of Miss	2	2	5	1	10	

Table 81: How wrong do you think it is for someone your age to: steal anything worth more than \$5?

Response	6	8	10	12	Total	
Very wrong	72.5	59.4	58.8	60.2	63.1	
Wrong	18.0	31.6	29.8	29.6	27.0	
A little bit wrong	8.5	7.1	10.0	9.2	8.6	
Not wrong at all	0.9	1.9	1.4	1.0	1.3	
N of Valid	316	323	289	206	1134	
N of Miss	2	2	7	1	12	

Table 82: How wrong do you think it is for someone your age to: pick a fight with someone?





Response	6	8	10	12	Total	
Very wrong	60.8	40.4	34.3	35.1	43.6	
Wrong	22.5	32.9	32.2	36.6	30.5	
A little bit wrong	12.7	20.7	28.4	23.4	20.9	
Not wrong at all	4.1	6.0	5.2	4.9	5.0	
N of Valid	316	319	289	205	1129	
N of Miss	2	6	7	2	17	

Table 83: How wrong do you think it is for someone your age to: attack someone with the idea of seriously hurting them?





Response	6	8	10	12	Total	
Very wrong	84.1	71.0	62.8	65.4	71.5	
Wrong	9.9	19.6	22.8	18.0	17.4	
A little bit wrong	4.5	7.2	10.0	11.7	8.0	
Not wrong at all	1.6	2.2	4.5	4.9	3.1	
N of Valid	314	321	290	205	1130	
N of Miss	4	4	6	2	16	

Table 84: How wrong do you think it is for someone your age to: stay away from school all day when their parents think they are at school?





Response	6	8	10	12	Total	
Very wrong	82.3	66.3	50.7	45.1	62.9	
Wrong	13.3	23.2	27.6	27.7	22.4	
A little bit wrong	3.2	8.7	15.5	22.3	11.4	
Not wrong at all	1.3	1.9	6.2	4.9	3.3	
N of Valid	316	323	290	206	1135	
N of Miss	2	2	6	1	11	

Table 85: How wrong do you think it is for someone your age to: drink beer, wine or hard liquor (for example, vodka, whiskey, or gin) regularly?

Response	6	8	10	12	Total	
Very wrong	87.6	72.8	50.7	35.4	64.4	
Wrong	8.9	14.9	20.3	21.8	15.9	
A little bit wrong	2.5	8.7	19.0	28.2	13.2	
Not wrong at all	1.0	3.7	10.0	14.6	6.5	
N of Valid	314	323	290	206	1133	
N of Miss	4	2	6	1	13	

Table 86: How wrong do you think it is for someone your age to: smoke cigarettes?

Response	6	8	10	12	Total	
Very wrong	89.6	77.4	62.8	47.3	71.6	
Wrong	7.6	15.2	16.6	17.6	13.8	
A little bit wrong	2.2	5.3	14.1	16.6	8.7	
Not wrong at all	0.6	2.2	6.6	18.5	5.8	
N of Valid	317	323	290	205	1135	
N of Miss	1	2	6	2	11	

Table 87: How wrong do you think it is for someone your age to: smoke marijuana?

Response	6	8	10	12	Total	
Very wrong	93.0	83.2	62.5	47.1	74.1	
Wrong	4.4	9.0	13.9	20.9	11.1	
A little bit wrong	1.9	4.0	8.0	12.1	5.9	
Not wrong at all	0.6	3.7	15.6	19.9	8.8	
N of Valid	316	322	288	206	1132	
N of Miss	2	3	8	1	14	

Table 88: How wrong do you think it is for someone your age to: use prescription drugs or non-prescription drugs for the purpose of getting high?





Response	6	8	10	12	Total	
Very wrong	95.0	90.1	79.7	71.7	85.4	
Wrong	4.1	6.2	11.4	15.1	8.6	
A little bit wrong	0.6	2.5	4.8	9.3	3.8	
Not wrong at all	0.3	1.2	4.1	3.9	2.2	
N of Valid	317	322	290	205	1134	
N of Miss	1	3	6	2	12	

Table 89: How wrong do you think it is for someone your age to: use synthetic marijuana (K2, spice) or bath salts?





Response	6	8	10	12	Total	
Very wrong	92.9	89.8	81.7	80.1	86.8	
Wrong	5.5	7.1	11.0	8.7	8.0	
A little bit wrong	0.6	1.6	2.8	5.3	2.3	
Not wrong at all	1.0	1.6	4.5	5.8	2.9	
N of Valid	311	322	290	206	1129	
N of Miss	7	3	6	1	17	

Table 90: How wrong do you think it is for someone your age to: use LSD, cocaine, amphetamines or another illegal drug?





Response	6	8	10	12	Total	
Very wrong	95.6	93.5	90.7	86.8	92.2	
Wrong	2.8	4.3	5.2	8.3	4.8	
A little bit wrong	1.3	0.9	2.1	0.5	1.2	
Not wrong at all	0.3	1.2	2.1	4.4	1.8	
N of Valid	317	323	290	205	1135	
N of Miss	1	2	6	2	11	

Table 91: At school during the past 12 months, did you receive help from the resource teacher, speech therapist or other special education teacher?



Response	6	8	10	12	Total	
No	82.5	84.3	90.6	90.5	86.5	
Yes	17.5	15.7	9.4	9.5	13.5	
N of Valid	302	300	267	199	1068	
N of Miss	16	25	29	8	78	

Table 92: How many times in the past year (12 months) have you: been suspended from school?







Response	6	8	10	12	Total	
Never	88.6	91.0	91.7	91.7	90.7	
1 to 2 times	10.1	8.4	6.6	6.3	8.0	
3 to 5 times	0.9	0.3	1.0	1.5	0.9	
6 to 9 times	0.0	0.3	0.3	0.5	0.3	
10 to 19 times	0.3	0.0	0.0	0.0	0.1	
20 to 29 times	0.0	0.0	0.0	0.0	0.0	
30 to 39 times	0.0	0.0	0.3	0.0	0.1	
40+ times	0.0	0.0	0.0	0.0	0.0	
N of Valid	317	323	288	206	1134	
N of Miss	1	2	8	1	12	

Table 93: How many times in the past year (12 months) have you: carried a handgun?









Response	6	8	10	12	Total	
Never	94.0	96.9	95.1	95.1	95.3	
1 to 2 times	3.5	1.2	2.1	1.5	2.1	
3 to 5 times	1.6	0.9	0.7	0.5	1.0	
6 to 9 times	0.0	0.0	0.3	0.5	0.2	
10 to 19 times	0.3	0.3	0.3	1.0	0.4	
20 to 29 times	0.3	0.0	0.0	0.0	0.1	
30 to 39 times	0.0	0.3	0.0	1.0	0.3	
40+ times	0.3	0.3	1.4	0.5	0.6	
N of Valid	316	322	288	206	1132	
N of Miss	2	3	8	1	14	

Table 94: How many times in the past year (12 months) have you: sold illegal drugs?


Response	6	8	10	12	Total	
Never	100.0	98.8	94.8	93.7	97.2	
1 to 2 times	0.0	0.6	1.4	2.4	1.0	
3 to 5 times	0.0	0.3	2.1	1.0	0.8	
6 to 9 times	0.0	0.0	0.7	0.5	0.3	
10 to 19 times	0.0	0.3	0.0	1.0	0.3	
20 to 29 times	0.0	0.0	0.3	0.5	0.2	
30 to 39 times	0.0	0.0	0.0	0.0	0.0	
40+ times	0.0	0.0	0.7	1.0	0.4	
N of Valid	317	322	288	206	1133	
N of Miss	1	3	8	1	13	

Table 95: How many times in the past year (12 months) have you: stolen or tried to steal a motor vehicle such as a car or motorcycle?


Response	6	8	10	12	Total	
Never	99.4	99.4	96.9	98.0	98.5	
1 to 2 times	0.6	0.6	1.0	1.0	0.8	
3 to 5 times	0.0	0.0	1.0	0.0	0.3	
6 to 9 times	0.0	0.0	0.3	0.5	0.2	
10 to 19 times	0.0	0.0	0.0	0.0	0.0	
20 to 29 times	0.0	0.0	0.7	0.0	0.2	
30 to 39 times	0.0	0.0	0.0	0.0	0.0	
40+ times	0.0	0.0	0.0	0.5	0.1	
N of Valid	317	322	287	205	1131	
N of Miss	1	3	9	2	15	

Table 96: How many times in the past year (12 months) have you: participated in clubs, organizations or activities at school?









Response	6	8	10	12	Total	
Never	25.4	22.9	23.4	27.5	24.6	
1 to 2 times	28.3	18.3	14.0	6.9	17.9	
3 to 5 times	20.6	20.7	11.5	9.8	16.4	
6 to 9 times	9.8	11.5	10.5	6.9	9.9	
10 to 19 times	5.4	6.8	9.1	10.8	7.7	
20 to 29 times	2.2	3.7	4.9	8.3	4.4	
30 to 39 times	1.6	2.8	3.1	4.4	2.8	
40+ times	6.7	13.3	23.4	25.5	16.2	
N of Valid	315	323	286	204	1128	
N of Miss	3	2	10	3	18	

Table 97: How many times in the past year (12 months) have you: been arrested?







Response	6	8	10	12	Total	
Never	98.4	97.8	94.8	92.2	96.2	
1 to 2 times	1.3	1.6	2.8	6.9	2.7	
3 to 5 times	0.3	0.6	0.7	1.0	0.6	
6 to 9 times	0.0	0.0	1.0	0.0	0.3	
10 to 19 times	0.0	0.0	0.0	0.0	0.0	
20 to 29 times	0.0	0.0	0.0	0.0	0.0	
30 to 39 times	0.0	0.0	0.3	0.0	0.1	
40+ times	0.0	0.0	0.3	0.0	0.1	
N of Valid	316	322	288	204	1130	
N of Miss	2	3	8	3	16	

Table 98: How many times in the past year (12 months) have you: attacked someone with the idea of seriously hurting them?


Response	6	8	10	12	Total	
Never	90.5	89.4	88.5	91.2	89.8	
1 to 2 times	6.6	8.4	7.7	4.4	7.0	
3 to 5 times	2.2	1.6	1.4	1.5	1.7	
6 to 9 times	0.3	0.0	1.0	0.5	0.4	
10 to 19 times	0.3	0.0	0.7	1.0	0.4	
20 to 29 times	0.0	0.3	0.3	0.5	0.3	
30 to 39 times	0.0	0.0	0.0	0.0	0.0	
40+ times	0.0	0.3	0.3	1.0	0.4	
N of Valid	317	322	287	205	1131	
N of Miss	1	3	9	2	15	

Table 99: How many times in the past year (12 months) have you: been drunk or high at school?


Response	6	8	10	12	Total	
Never	98.1	96.6	89.2	85.9	93.2	
1 to 2 times	1.6	3.1	3.1	4.9	3.0	
3 to 5 times	0.0	0.0	2.8	2.4	1.1	
6 to 9 times	0.3	0.3	2.1	2.0	1.1	
10 to 19 times	0.0	0.0	0.7	1.5	0.4	
20 to 29 times	0.0	0.0	0.7	0.5	0.3	
30 to 39 times	0.0	0.0	0.3	0.5	0.2	
40+ times	0.0	0.0	1.0	2.4	0.7	
N of Valid	316	322	288	205	1131	
N of Miss	2	3	8	2	15	

Table 100: How many times in the past year (12 months) have you: taken a handgun to school?







Response	6	8	10	12	Total	
Never	100.0	99.7	98.6	99.0	99.4	
1 to 2 times	0.0	0.0	0.0	1.0	0.2	
3 to 5 times	0.0	0.3	0.0	0.0	0.1	
6 to 9 times	0.0	0.0	0.0	0.0	0.0	
10 to 19 times	0.0	0.0	0.0	0.0	0.0	
20 to 29 times	0.0	0.0	0.3	0.0	0.1	
30 to 39 times	0.0	0.0	0.3	0.0	0.1	
40+ times	0.0	0.0	0.7	0.0	0.2	
N of Valid	316	321	288	205	1130	
N of Miss	2	4	8	2	16	

Table 101: Are you currently on probation, or assigned a probation officer with Juvenile Court?



Response	6	8	10	12	Total	
No	98.7	95.6	97.8	98.5	97.6	
Yes	1.3	4.4	2.2	1.5	2.4	
N of Valid	298	293	277	195	1063	
N of Miss	20	32	19	12	83	

Table 102: Have you ever belonged to a gang?






Response	6	8	10	12	Total	
No	94.6	91.3	90.7	91.2	92.1	
No, but would like to	1.9	1.6	2.8	3.9	2.4	
Yes, in the past	3.5	4.0	1.7	2.4	3.0	
Yes, belong now	0.0	3.1	4.5	1.5	2.3	
Yes, but would like to get out	0.0	0.0	0.3	1.0	0.3	
N of Valid	317	321	290	205	1133	
N of Miss	1	4	6	2	13	

Table 103: If you have ever belonged to a gang, did that gang have a name?

Response	6	8	10	12	Total
No	5.4	6.9	9.2	14.3	8.4
Yes	4.1	6.3	6.0	4.4	5.3
I have never belonged to a gang	90.5	86.8	84.8	81.3	86.3
N of Valid	315	318	282	203	1118
N of Miss	3	7	14	4	28

Table 104: You are at a party at someone's house, and one of your friends offers you a drink containing alcohol. What would you say or do?

Response	6	8	10	12	Total
Drink it	4.7	17.9	31.7	42.4	22.2
Tell your friend, 'No thanks, I don't drink' and suggest that you and your friend go and do something else	50.6	36.2	31.7	24.1	36.9
Just say, 'No thanks' and walk away	30.1	31.1	28.6	26.6	29.4
Make up a good excuse, tell your friend you had something else to do, and leave	14.6	14.8	8.0	6.9	11.6
N of Valid	316	318	287	203	1124
N of Miss	2	7	9	4	22

Table 105: How often do you attend religious services or activities?

Response	6	8	10	12	Total
Never	11.9	10.4	11.1	11.3	11.2
Rarely	13.2	17.4	20.9	24.6	18.4
1-2 Times a Month	10.9	17.7	14.6	19.2	15.3
About Once a Week or More	64.0	54.4	53.3	44.8	55.1
N of Valid	311	316	287	203	1117
N of Miss	7	9	9	4	29

Table 106: I think sometimes it's okay to cheat at school.

Response	6	8	10	12	Total	
NO!	74.9	47.7	23.5	24.5	44.9	
no	19.0	33.3	37.4	34.3	30.6	
yes	5.4	16.2	34.6	32.8	20.9	
YES!	0.6	2.8	4.5	8.3	3.6	
N of Valid	315	321	289	204	1129	
N of Miss	3	4	7	3	17	

Table 107: It is important to think before you act.

Response	6	8	10	12	Total	
NO!	1.3	0.9	2.1	2.0	1.5	
no	3.2	3.4	4.8	2.0	3.5	
yes	25.3	36.0	36.0	35.5	32.9	
YES!	70.3	59.6	57.1	60.6	62.1	
N of Valid	316	322	289	203	1130	
N of Miss	2	3	7	4	16	

Table 108: Sometimes I think that life is not worth it.

Response	6	8	10	12	Total	
NO!	57.1	51.9	45.5	49.8	51.3	
no	20.3	19.1	26.6	23.6	22.2	
yes	16.1	22.2	19.9	19.7	19.5	
YES!	6.5	6.9	8.0	6.9	7.1	
N of Valid	310	320	286	203	1119	
N of Miss	8	5	10	4	27	

Table 109: At times I think I am no good at all.





Response	6	8	10	12	Total	
NO!	38.7	32.5	34.4	32.8	34.8	
no	22.0	28.1	25.3	27.9	25.6	
yes	27.5	26.8	29.5	30.9	28.4	
YES!	11.8	12.6	10.9	8.3	11.2	
N of Valid	313	317	285	204	1119	
N of Miss	5	8	11	3	27	

Table 110: All in all, I am inclined to think that I am a failure.





Response	6	8	10	12	Total	
NO!	58.1	51.4	46.8	54.7	52.7	
no	22.4	27.6	32.7	29.6	27.8	
yes	12.7	15.0	15.8	10.3	13.7	
YES!	6.8	6.0	4.6	5.4	5.7	
N of Valid	308	319	284	203	1114	
N of Miss	10	6	12	4	32	

Table 111: In the past year, have you felt depressed or sad MOST days, even if you felt okay sometimes?





Response	6	8	10	12	Total	
NO!	37.1	33.6	32.9	31.9	34.1	
no	22.0	22.7	23.1	28.4	23.7	
yes	27.5	27.1	30.8	24.5	27.7	
YES!	13.4	16.5	13.3	15.2	14.6	
N of Valid	313	321	286	204	1124	
N of Miss	5	4	10	3	22	

Table 112: It is all right to beat up people if they start the fight.





Response	6	8	10	12	Total	
NO!	56.1	27.7	21.5	24.6	33.5	
no	20.1	22.7	23.3	19.2	21.5	
yes	12.4	26.2	30.2	27.6	23.6	
YES!	11.5	23.4	25.0	28.6	21.4	
N of Valid	314	321	288	203	1126	
N of Miss	4	4	8	4	20	

Table 113: I think it is okay to take something without asking if you can get away with it.





Response	6	8	10	12	Total	
NO!	79.0	64.5	55.4	62.1	65.8	
no	18.8	30.5	38.2	30.0	29.1	
yes	1.3	4.7	4.6	6.4	4.0	
YES!	1.0	0.3	1.8	1.5	1.1	
N of Valid	314	321	285	203	1123	
N of Miss	4	4	11	4	23	

Table 114: Where do you get the most information about living a drug and alcohol free life? Parents/guardians





Response	6	8	10	12	Total	
All the time	46.1	51.9	37.8	39.4	44.4	
Most	27.3	23.7	27.3	28.6	26.5	
Some	16.2	15.5	22.7	20.7	18.5	
Very little	10.4	8.9	12.2	11.3	10.6	
N of Valid	308	316	286	203	1113	
N of Miss	10	9	10	4	33	

Table 115: Where do you get the most information about living a drug and alcohol free life? Friends





Response	6	8	10	12	Total	
All the time	18.7	17.0	15.7	10.0	15.8	
Most	11.1	19.8	18.9	12.9	15.9	
Some	31.5	26.7	31.3	30.8	30.0	
Very little	38.7	36.5	34.2	46.3	38.3	
N of Valid	305	318	281	201	1105	
N of Miss	13	7	15	6	41	

Table 116: Where do you get the most information about living a drug and alcohol free life? Family members





Response	6	8	10	12	Total	
All the time	40.2	41.5	28.9	28.2	35.5	
Most	28.8	25.0	30.4	24.3	27.3	
Some	17.6	18.4	24.3	28.7	21.6	
Very little	13.4	15.2	16.4	18.8	15.7	
N of Valid	306	316	280	202	1104	
N of Miss	12	9	16	5	42	

Table 117: Where do you get the most information about living a drug and alcohol free life? School





Response	6	8	10	12	Total	
All the time	51.8	46.7	34.3	25.1	41.0	
Most	27.4	27.8	29.6	28.6	28.3	
Some	11.7	15.1	21.8	29.6	18.5	
Very little	9.1	10.4	14.3	16.7	12.2	
N of Valid	307	317	280	203	1107	
N of Miss	11	8	16	4	39	

Table 118: Where do you get the most information about living a drug and alcohol free life? Internet





Response	6	8	10	12	Total	
All the time	12.5	12.4	10.0	7.4	10.9	
Most	11.2	10.8	7.9	9.4	9.9	
Some	17.5	22.9	26.2	23.3	22.3	
Very little	58.7	53.8	55.9	59.9	56.8	
N of Valid	303	314	279	202	1098	
N of Miss	15	11	17	5	48	

Table 119: Where do you get the most information about living a drug and alcohol free life? TV





Response	6	8	10	12	Total	
All the time	14.5	14.6	12.9	8.9	13.1	
Most	13.2	18.1	12.9	13.4	14.6	
Some	23.4	25.4	33.0	32.2	28.0	
Very little	48.8	41.9	41.2	45.5	44.3	
N of Valid	303	315	279	202	1099	
N of Miss	15	10	17	5	47	

Table 120: Where do you get the most information about living a drug and alcohol free life? Social media





Response	6	8	10	12	Total	
All the time	11.8	16.7	11.2	9.5	12.6	
Most	11.5	12.5	8.6	10.0	10.8	
Some	18.4	22.5	29.9	25.9	23.9	
Very little	58.3	48.2	50.4	54.7	52.7	
N of Valid	288	311	278	201	1078	
N of Miss	30	14	18	6	68	

Table 121: How much do you think people risk harming themselves (physically or in other ways) if they: smoked one or more packs of cigarettes per day?





Response	6	8	10	12	Total	
No risk	8.7	7.8	7.4	6.0	7.6	
Slight risk	7.4	6.8	9.6	4.0	7.2	
Moderate risk	15.8	16.1	17.0	23.5	17.6	
Great risk	68.2	69.3	66.0	66.5	67.6	
N of Valid	311	322	282	200	1115	
N of Miss	7	3	14	7	31	

Table 122: How much do you think people risk harming themselves (physically or in other ways) if they: try marijuana once or twice?





Response	6	8	10	12	Total	
No risk	11.7	14.2	28.1	37.8	21.3	
Slight risk	21.4	26.0	31.7	27.9	26.5	
Moderate risk	20.8	21.4	19.9	13.9	19.5	
Great risk	46.1	38.4	20.3	20.4	32.7	
N of Valid	308	323	281	201	1113	
N of Miss	10	2	15	6	33	

Table 123: How much do you think people risk harming themselves (physically or in other ways) if they: smoke marijuana once or twice a week?





Response	6	8	10	12	Total	
No risk	11.0	11.2	18.2	24.1	15.3	
Slight risk	6.5	11.6	21.1	21.6	14.4	
Moderate risk	20.5	23.1	29.3	19.6	23.3	
Great risk	62.0	54.1	31.4	34.7	47.1	
N of Valid	308	320	280	199	1107	
N of Miss	10	5	16	8	39	

Table 124: How much do you think people risk harming themselves (physically or in other ways) if they: take one or two drinks of an alcoholic beverage (beer, wine, liquor) nearly every day?

Response	6	8	10	12	Total	
No risk	10.6	11.1	12.5	10.0	11.1	
Slight risk	16.7	16.7	27.1	22.5	20.3	
Moderate risk	22.4	27.5	27.5	32.0	26.9	
Great risk	50.3	44.8	32.9	35.5	41.7	
N of Valid	312	324	280	200	1116	
N of Miss	6	1	16	7	30	

Table 125: How much do you think people risk harming themselves (physically or in other ways) if they: have five or more drinks of an alcoholic beverage once or twice each weekend?

Response	6	8	10	12	Total	
No risk	9.6	9.0	9.6	8.0	9.1	
Slight risk	7.7	8.4	15.7	16.9	11.6	
Moderate risk	20.9	22.6	27.9	27.9	24.4	
Great risk	61.7	60.1	46.8	47.3	54.9	
N of Valid	311	323	280	201	1115	
N of Miss	7	2	16	6	31	

Table 126: How much do you think people risk harming themselves (physically or in other ways) if they: use prescription drugs that are not prescribed to them?

Response	6	8	10	12	Total	
No risk	8.7	6.9	7.8	5.0	7.3	
Slight risk	4.5	3.8	6.4	8.0	5.4	
Moderate risk	14.5	15.1	18.9	25.4	17.7	
Great risk	72.3	74.2	66.9	61.7	69.5	
N of Valid	310	318	281	201	1110	
N of Miss	8	7	15	6	36	

Table 127: How much do you think people risk harming themselves (physically or in other ways) if they: use non-prescription drugs to get high?

Response	6	8	10	12	Total
No risk	9.6	7.2	6.8	6.0	7.6
Slight risk	3.9	5.0	5.3	6.0	5.0
Moderate risk	9.0	11.0	18.1	18.0	13.5
Great risk	77.5	76.7	69.8	70.0	74.0
N of Valid	311	318	281	200	1110
N of Miss	7	7	15	7	36

Table 128: Have you ever used smokeless tobacco (chew, snuff, plug, dipping tobacco, or chewing tobacco)?

Response	6	8	10	12	Total
Never	93.9	86.7	77.4	77.7	84.7
Once or Twice	5.1	8.4	9.9	9.4	8.0
Once in a while but not regularly	0.6	2.5	4.6	4.0	2.8
Regularly in the past	0.3	1.2	3.9	3.0	2.0
Regularly now	0.0	1.2	4.2	5.9	2.5
N of Valid	312	323	283	202	1120
N of Miss	6	2	13	5	26

Table 129: How often have you taken smokeless tobacco during the past 30 days?

Response	6	8	10	12	Total
Not at all	99.0	95.0	92.2	88.2	94.2
Once or twice	1.0	3.1	2.1	3.9	2.4
Once or twice per week	0.0	0.0	1.1	0.5	0.4
Three to five times per week	0.0	0.3	2.1	0.5	0.7
About once a day	0.0	0.3	0.0	2.0	0.4
More than once a day	0.0	1.2	2.5	4.9	1.9
N of Valid	313	323	281	203	1120
N of Miss	5	2	15	4	26

Table 130: Have you ever smoked cigarettes?






Response	6	8	10	12	Total	
Never	91.1	78.9	70.4	61.6	77.0	
Once or Twice	7.0	15.5	16.9	15.3	13.4	
Once in a while but not regularly	0.6	2.8	4.9	7.9	3.7	
Regularly in the past	1.3	1.2	4.2	5.4	2.8	
Regularly now	0.0	1.5	3.5	9.9	3.1	
N of Valid	313	323	284	203	1123	
N of Miss	5	2	12	4	23	

Table 131: How frequently have you smoked cigarettes during the past 30 days?








Response	6	8	10	12	Total	
Not at all	98.7	94.7	89.4	80.6	92.0	
Less than one cigarette per day	1.3	3.7	3.9	8.5	3.9	
One to five cigarettes per day	0.0	0.9	2.8	5.0	1.9	
About one-half pack per day	0.0	0.3	2.1	3.5	1.2	
About one pack per day	0.0	0.3	1.1	1.0	0.5	
About one and one-half packs per day	0.0	0.0	0.7	1.0	0.4	
Two packs or more per day	0.0	0.0	0.0	0.5	0.1	
N of Valid	313	323	283	201	1120	
N of Miss	5	2	13	6	26	

Table 132: Which statement best describes rules about smoking inside your home?






Response	6	8	10	12	Total	
Smoking is not allowed anywhere inside your home	68.4	62.2	69.3	69.0	66.9	
Smoking is allowed in some places and at some times	7.4	9.1	5.4	10.5	7.9	
Smoking is allowed anywhere inside the home	2.6	5.3	3.9	5.0	4.1	
There are no rules about smoking inside the home	5.8	8.4	10.7	7.5	8.1	
I don't know	15.8	15.0	10.7	8.0	12.9	
N of Valid	310	320	280	200	1110	
N of Miss	8	5	16	7	36	

Table 133: Which statement best describes rules about smoking in your family cars?







Response	6	8	10	12	Total	
Smoking is never allowed in any car	59.0	50.6	56.6	54.8	55.2	
Smoking is allowed sometimes or in some cars	12.6	15.0	13.3	16.6	14.2	
Smoking is allowed in any car anytime	7.7	7.5	6.8	8.0	7.5	
There are no rules about smoking in the car	8.1	12.8	11.1	10.6	10.6	
We do not have a family car	0.3	0.0	0.4	3.0	0.7	
I don't know	12.3	14.1	11.8	7.0	11.7	
N of Valid	310	320	279	199	1108	
N of Miss	8	5	17	8	38	

Table 134: During this school year, were you taught in any of your classes about the dangers of tobacco use?






Response	6	8	10	12	Total	
Strongly agree	48.5	32.8	18.9	10.7	29.7	
Agree	29.5	33.1	32.0	29.6	31.2	
Disagree	2.3	8.8	13.1	18.9	9.9	
Strongly disagree	4.6	6.3	13.8	22.4	10.6	
I don't know	15.1	18.9	22.2	18.4	18.6	
N of Valid	305	317	275	196	1093	
N of Miss	13	8	21	11	53	

Table 135: During the past 12 months, have you participated in any community activities to discourage people your age from using cigarettes, chewing tobacco, snuff, dip or cigars?






Response	6	8	10	12	Total	
Strongly agree	21.9	11.3	13.2	9.3	14.4	
Agree	14.6	19.4	12.1	14.4	15.4	
Disagree	18.6	18.8	25.0	23.7	21.2	
Strongly disagree	18.6	21.9	25.7	35.6	24.4	
I don't know	26.2	28.5	23.9	17.0	24.7	
N of Valid	301	319	272	194	1086	
N of Miss	17	6	24	13	60	

Table 136: Think back over the last two weeks. How many times have you had five or more alcoholic drinks in a row?







Response	6	8	10	12	Total	
None	97.1	94.7	86.8	79.0	90.5	
Once	1.9	2.8	5.4	5.5	3.7	
Twice	0.6	1.2	2.9	6.0	2.3	
3-5 times	0.3	0.9	2.1	5.0	1.8	
6-9 times	0.0	0.3	1.1	1.0	0.5	
10 or more times	0.0	0.0	1.8	3.5	1.1	
N of Valid	310	320	280	200	1110	
N of Miss	8	5	16	7	36	

Table 137: During the past 30 days, how many times did you ride in a car or other vehicle driven by someone who had been drinking alcohol or using drugs to get high?






Response	6	8	10	12	Total	
0 times	89.9	83.3	81.7	75.9	83.4	
1 time	2.6	7.2	6.1	6.5	5.5	
2 or 3 times	2.9	5.3	4.7	8.0	5.0	
4 or 5 times	1.3	0.6	3.2	3.0	1.9	
6 or more times	3.2	3.5	4.3	6.5	4.2	
N of Valid	308	318	279	199	1104	
N of Miss	10	7	17	8	42	

Table 138: During the past 30 days, how many times did you drive a car or other vehicle when you had been drinking alcohol or using drugs to get high?







Response	6	8	10	12	Total	
I did not drive a car in the past 30 days	56.8	54.9	34.4	17.7	43.5	
0 times	42.5	42.5	59.0	68.7	51.4	
1 time	0.3	1.6	1.8	6.6	2.2	
2 or 3 times	0.3	0.6	2.2	4.0	1.6	
4 or 5 times	0.0	0.0	0.7	1.0	0.4	
6 or more times	0.0	0.3	1.8	2.0	0.9	
N of Valid	301	315	273	198	1087	
N of Miss	17	10	23	9	59	

Table 139: If you drank alcohol (not just a sip or taste) in the past year, how did you usually get it?













Response	6	8	10	12	Total	
I did not drink alcohol in the past year	91.6	83.2	66.7	48.5	75.2	
I bought it myself with a fake ID	0.0	0.0	0.0	2.0	0.4	
I bought it myself without a fake ID	0.0	0.6	0.7	1.5	0.6	
I got it from someone I know age 21 or older	1.0	2.9	10.3	20.9	7.4	
I got it from someone I know under age 21	1.0	1.6	4.4	9.7	3.6	
I got it from my brother or sister	1.0	0.6	2.2	2.0	1.4	
I got it from home with my parents' permission	1.3	2.3	4.0	3.6	2.7	
I got it from home without my parents' permission	0.6	3.9	1.8	3.1	2.3	
I got it from another relative	1.0	1.0	1.1	1.5	1.1	
A stranger bought it for me	0.0	0.0	0.7	1.0	0.4	
I took it from a store or shop	0.0	0.3	0.4	0.0	0.2	
Other	2.6	3.5	7.7	6.1	4.8	
N of Valid	309	310	273	196	1088	
N of Miss	9	15	23	11	58	

Table 140: If you drank alcohol (not just a sip or taste) in the past year, where did you usually drink it?











Response	6	8	10	12	Total	
I did not drink alcohol in the past year	91.6	85.1	66.9	51.0	76.3	
at my home	3.6	4.9	9.1	10.4	6.5	
at someone else's home	2.9	6.8	14.9	27.6	11.4	
at an open area like a park, beach, field, back road, woods, or a street corner	1.0	1.0	4.7	6.8	2.9	
at a sporting event or concert	0.0	0.6	0.0	0.5	0.3	
at a restaurant, bar, or a nightclub	0.3	0.3	0.7	3.1	0.9	
at an empty building or a construction site	0.3	0.3	0.4	0.0	0.3	
at a hotel/motel	0.3	0.3	1.5	0.0	0.6	
in a car	0.0	0.3	1.1	0.0	0.4	
at school	0.0	0.3	0.7	0.5	0.4	
N of Valid	309	309	275	192	1085	
N of Miss	9	16	21	15	61	

Table 141: How do you feel about someone your age having one or two drinks of an alcoholic beverage nearly every day?





Response	6	8	10	12	Total	
Neither approve nor disapprove	15.9	27.3	28.0	29.4	24.7	
Somewhat disapprove	4.5	10.5	25.5	29.4	16.0	
Strongly disapprove	61.0	51.1	34.5	34.0	46.7	
Don't know or can't say	18.5	11.1	12.0	7.1	12.7	
N of Valid	308	315	275	197	1095	
N of Miss	10	10	21	10	51	

Table 142: On how many occasions have you had alcoholic beverages (beer, wine or hard liquor) to drink in your lifetime - more than just a few sips?








Response	6	8	10	12	Total	
0	89.6	74.1	59.1	43.7	69.2	
01/02/13	5.8	12.3	14.5	10.6	10.7	
03/05/13	2.9	6.0	8.7	11.1	6.7	
06/09/13	1.3	2.5	4.0	4.0	2.8	
10/19/13	0.0	2.2	3.6	10.1	3.4	
20-39	0.0	1.6	3.6	6.0	2.5	
40	0.3	1.3	6.5	14.6	4.7	
N of Valid	309	316	276	199	1100	
N of Miss	9	9	20	8	46	

Table 143: On how many occasions have you drunk one of more drinks of an alcoholic beverage during the past 30 days?








Response	6	8	10	12	Total	
0	97.1	92.7	83.3	68.3	87.2	
01/02/13	2.3	5.4	9.4	14.1	7.1	
03/05/13	0.3	1.6	2.5	8.5	2.7	
06/09/13	0.3	0.3	1.8	3.5	1.3	
10/19/13	0.0	0.0	2.2	3.5	1.2	
20-39	0.0	0.0	0.4	2.0	0.5	
40	0.0	0.0	0.4	0.0	0.1	
N of Valid	307	316	276	199	1098	
N of Miss	11	9	20	8	48	

Table 144: On how many occasions have you used marijuana (grass, pot) or hashish (hash, hash oil) in your lifetime?


Response	6	8	10	12	Total	
0	97.7	93.4	80.5	64.8	86.3	
01/02/13	1.0	1.9	2.9	7.7	2.9	
03/05/13	0.6	0.6	4.4	5.1	2.4	
06/09/13	0.3	0.0	2.6	3.1	1.3	
10/19/13	0.0	0.6	2.2	1.5	1.0	
20-39	0.0	1.6	1.5	3.1	1.4	
40	0.3	1.9	5.9	14.8	4.8	
N of Valid	308	317	272	196	1093	
N of Miss	10	8	24	11	53	

Table 145: On how many occasions have you used marijuana (grass, pot) or hashish (hash, hash oil) during the past 30 days?


Response	6	8	10	12	Total	
0	99.7	96.5	89.5	79.8	92.6	
01/02/13	0.3	1.6	4.3	9.1	3.3	
03/05/13	0.0	0.9	2.2	3.0	1.4	
06/09/13	0.0	0.3	1.1	3.5	1.0	
10/19/13	0.0	0.3	1.4	2.5	0.9	
20-39	0.0	0.3	0.4	0.0	0.2	
40	0.0	0.0	1.1	2.0	0.6	
N of Valid	309	317	276	198	1100	
N of Miss	9	8	20	9	46	

Table 146: On how many occasions have you used LSD or other psychedelics in your lifetime?


Response	6	8	10	12	Total	
0	99.7	99.7	99.6	97.5	99.3	
01/02/13	0.3	0.3	0.0	1.5	0.5	
03/05/13	0.0	0.0	0.0	0.5	0.1	
06/09/13	0.0	0.0	0.0	0.0	0.0	
10/19/13	0.0	0.0	0.0	0.5	0.1	
20-39	0.0	0.0	0.4	0.0	0.1	
40	0.0	0.0	0.0	0.0	0.0	
N of Valid	305	316	276	199	1096	
N of Miss	13	9	20	8	50	

Table 147: On how many occasions have you used LSD or other psychedelics during the past 30 days?

Response	6	8	10	12	Total	
0	100.0	100.0	99.6	100.0	99.9	
01/02/13	0.0	0.0	0.0	0.0	0.0	
03/05/13	0.0	0.0	0.4	0.0	0.1	
06/09/13	0.0	0.0	0.0	0.0	0.0	
10/19/13	0.0	0.0	0.0	0.0	0.0	
20-39	0.0	0.0	0.0	0.0	0.0	
40	0.0	0.0	0.0	0.0	0.0	
N of Valid	305	316	276	199	1096	
N of Miss	13	9	20	8	50	

Table 148: On how many occasions have you used cocaine or crack in your lifetime?

Response	6	8	10	12	Total	
0	100.0	99.7	98.9	96.5	99.0	
01/02/13	0.0	0.0	0.4	2.5	0.5	
03/05/13	0.0	0.0	0.4	0.0	0.1	
06/09/13	0.0	0.3	0.0	0.0	0.1	
10/19/13	0.0	0.0	0.4	0.0	0.1	
20-39	0.0	0.0	0.0	0.0	0.0	
40	0.0	0.0	0.0	1.0	0.2	
N of Valid	309	316	275	199	1099	
N of Miss	9	9	21	8	47	

Table 149: On how many occasions have you used cocaine or crack during the past 30 days?

Response	6	8	10	12	Total	
0	99.7	100.0	99.3	99.5	99.6	
01/02/13	0.0	0.0	0.4	0.0	0.1	
03/05/13	0.3	0.0	0.4	0.0	0.2	
06/09/13	0.0	0.0	0.0	0.0	0.0	
10/19/13	0.0	0.0	0.0	0.0	0.0	
20-39	0.0	0.0	0.0	0.0	0.0	
40	0.0	0.0	0.0	0.5	0.1	
N of Valid	309	316	275	197	1097	
N of Miss	9	9	21	10	49	

Table 150: On how many occasions have you sniffed glue, breathed the contents of an aerosol spray can, or inhaled other gases or sprays, in order to get high in your lifetime?


Response	6	8	10	12	Total	
0	94.2	90.1	94.6	92.9	92.9	
01/02/13	4.5	4.1	2.9	3.0	3.7	
03/05/13	0.3	2.2	0.7	1.5	1.2	
06/09/13	0.3	1.3	0.7	0.0	0.6	
10/19/13	0.3	1.0	0.0	0.5	0.5	
20-39	0.0	0.0	0.4	0.5	0.2	
40	0.3	1.3	0.7	1.5	0.9	
N of Valid	309	314	276	198	1097	
N of Miss	9	11	20	9	49	

Table 151: On how many occasions have you sniffed glue, breathed the contents of an aerosol spray can, or inhaled other gases or sprays, in order to get high during the past 30 days?


Response	6	8	10	12	Total	
0	98.7	96.8	98.2	99.0	98.1	
01/02/13	1.3	1.9	0.7	0.5	1.2	
03/05/13	0.0	0.6	0.7	0.5	0.5	
06/09/13	0.0	0.0	0.0	0.0	0.0	
10/19/13	0.0	0.0	0.4	0.0	0.1	
20-39	0.0	0.3	0.0	0.0	0.1	
40	0.0	0.3	0.0	0.0	0.1	
N of Valid	309	315	276	198	1098	
N of Miss	9	10	20	9	48	

Table 152: On how many occasions have you used Daztrex in your lifetime?


Response	6	8	10	12	Total	
0	100.0	100.0	100.0	100.0	100.0	
01/02/13	0.0	0.0	0.0	0.0	0.0	
03/05/13	0.0	0.0	0.0	0.0	0.0	
06/09/13	0.0	0.0	0.0	0.0	0.0	
10/19/13	0.0	0.0	0.0	0.0	0.0	
20-39	0.0	0.0	0.0	0.0	0.0	
40	0.0	0.0	0.0	0.0	0.0	
N of Valid	301	315	276	198	1090	
N of Miss	17	10	20	9	56	

Table 153: On how many occasions have you used Daztrex during the past 30 days?


Response	6	8	10	12	Total	
0	100.0	100.0	100.0	100.0	100.0	
01/02/13	0.0	0.0	0.0	0.0	0.0	
03/05/13	0.0	0.0	0.0	0.0	0.0	
06/09/13	0.0	0.0	0.0	0.0	0.0	
10/19/13	0.0	0.0	0.0	0.0	0.0	
20-39	0.0	0.0	0.0	0.0	0.0	
40	0.0	0.0	0.0	0.0	0.0	
N of Valid	300	315	276	197	1088	
N of Miss	18	10	20	10	58	

Table 154: On how many occasions have you used synthetic marijuana in your lifetime?








Response	6	8	10	12	Total	
0	99.4	98.7	94.6	88.4	96.0	
01/02/13	0.6	0.6	2.2	2.5	1.4	
03/05/13	0.0	0.6	1.8	2.5	1.1	
06/09/13	0.0	0.0	0.7	1.5	0.5	
10/19/13	0.0	0.0	0.4	2.0	0.5	
20-39	0.0	0.0	0.0	1.5	0.3	
40	0.0	0.0	0.4	1.5	0.4	
N of Valid	308	315	276	198	1097	
N of Miss	10	10	20	9	49	

Table 155: On how many occasions have you used synthetic marijuana during the past 30 days?


Response	6	8	10	12	Total	
0	100.0	100.0	98.6	97.5	99.2	
01/02/13	0.0	0.0	0.7	1.5	0.5	
03/05/13	0.0	0.0	0.4	0.0	0.1	
06/09/13	0.0	0.0	0.0	0.0	0.0	
10/19/13	0.0	0.0	0.0	0.5	0.1	
20-39	0.0	0.0	0.0	0.0	0.0	
40	0.0	0.0	0.4	0.5	0.2	
N of Valid	306	316	276	197	1095	
N of Miss	12	9	20	10	51	

Table 156: On how many occasions have you used methamphetamines (meth, speed, crank, crystal meth) in your lifetime?


Response	6	8	10	12	Total	
0	100.0	99.4	98.9	98.0	99.2	
01/02/13	0.0	0.3	0.7	0.5	0.4	
03/05/13	0.0	0.0	0.4	0.5	0.2	
06/09/13	0.0	0.0	0.0	0.0	0.0	
10/19/13	0.0	0.3	0.0	0.5	0.2	
20-39	0.0	0.0	0.0	0.0	0.0	
40	0.0	0.0	0.0	0.5	0.1	
N of Valid	307	314	275	197	1093	
N of Miss	11	11	21	10	53	

Table 157: On how many occasions have you used methamphetamines (meth, speed, crank, crystal meth) in the past 30 days?


Response	6	8	10	12	Total	
0	100.0	100.0	99.6	99.0	99.7	
01/02/13	0.0	0.0	0.0	0.5	0.1	
03/05/13	0.0	0.0	0.4	0.5	0.2	
06/09/13	0.0	0.0	0.0	0.0	0.0	
10/19/13	0.0	0.0	0.0	0.0	0.0	
20-39	0.0	0.0	0.0	0.0	0.0	
40	0.0	0.0	0.0	0.0	0.0	
N of Valid	307	315	275	196	1093	
N of Miss	11	10	21	11	53	

Table 158: On how many occasions have you used other chemical products (bath salts, plant food, etc.) in your lifetime?


Response	6	8	10	12	Total	
0	98.4	98.7	98.5	99.5	98.7	
01/02/13	1.6	1.0	0.4	0.5	0.9	
03/05/13	0.0	0.0	0.0	0.0	0.0	
06/09/13	0.0	0.0	0.4	0.0	0.1	
10/19/13	0.0	0.0	0.4	0.0	0.1	
20-39	0.0	0.0	0.0	0.0	0.0	
40	0.0	0.3	0.4	0.0	0.2	
N of Valid	307	315	275	196	1093	
N of Miss	11	10	21	11	53	

Table 159: On how many occasions have you used other chemical products (bath salts, plant food, etc.) during the past 30 days?


Response	6	8	10	12	Total	
0	99.7	99.7	98.9	100.0	99.5	
01/02/13	0.3	0.0	0.4	0.0	0.2	
03/05/13	0.0	0.0	0.0	0.0	0.0	
06/09/13	0.0	0.0	0.7	0.0	0.2	
10/19/13	0.0	0.0	0.0	0.0	0.0	
20-39	0.0	0.0	0.0	0.0	0.0	
40	0.0	0.3	0.0	0.0	0.1	
N of Valid	307	316	275	196	1094	
N of Miss	11	9	21	11	52	

Table 160: On how many occasions have you used heroin or other opiates in your lifetime?


Response	6	8	10	12	Total	
0	100.0	99.7	98.6	97.4	99.1	
01/02/13	0.0	0.0	0.4	0.0	0.1	
03/05/13	0.0	0.3	0.0	0.5	0.2	
06/09/13	0.0	0.0	0.4	0.5	0.2	
10/19/13	0.0	0.0	0.4	1.0	0.3	
20-39	0.0	0.0	0.4	0.0	0.1	
40	0.0	0.0	0.0	0.5	0.1	
N of Valid	306	316	276	196	1094	
N of Miss	12	9	20	11	52	

Table 161: On how many occasions have you used heroin or other opiates during the past 30 days?


Response	6	8	10	12	Total	
0	100.0	100.0	99.3	99.0	99.6	
01/02/13	0.0	0.0	0.4	1.0	0.3	
03/05/13	0.0	0.0	0.4	0.0	0.1	
06/09/13	0.0	0.0	0.0	0.0	0.0	
10/19/13	0.0	0.0	0.0	0.0	0.0	
20-39	0.0	0.0	0.0	0.0	0.0	
40	0.0	0.0	0.0	0.0	0.0	
N of Valid	305	316	275	197	1093	
N of Miss	13	9	21	10	53	

Table 162: On how many occasions have you used MDMA ('X', 'E', or ecstasy) in your lifetime?


Response	6	8	10	12	Total	
0	100.0	98.7	97.8	95.4	98.3	
01/02/13	0.0	0.6	1.1	1.0	0.6	
03/05/13	0.0	0.3	0.0	1.0	0.3	
06/09/13	0.0	0.0	0.4	1.0	0.3	
10/19/13	0.0	0.0	0.0	1.0	0.2	
20-39	0.0	0.0	0.4	0.5	0.2	
40	0.0	0.3	0.4	0.0	0.2	
N of Valid	299	316	275	197	1087	
N of Miss	19	9	21	10	59	

Table 163: On how many occasions have you used MDMA ('X', 'E', or ecstasy) during the past 30 days?


Response	6	8	10	12	Total	
0	100.0	99.7	98.9	98.5	99.4	
01/02/13	0.0	0.0	0.4	0.5	0.2	
03/05/13	0.0	0.0	0.4	1.0	0.3	
06/09/13	0.0	0.0	0.4	0.0	0.1	
10/19/13	0.0	0.0	0.0	0.0	0.0	
20-39	0.0	0.3	0.0	0.0	0.1	
40	0.0	0.0	0.0	0.0	0.0	
N of Valid	299	315	274	194	1082	
N of Miss	19	10	22	13	64	

Table 164: On how many occasions have you taken prescription drugs (such as Valium, Xanax, Ritalin, Adderall, OxyContin, Darvocet, or sleeping pills) not prescribed to you in your lifetime?








Response	6	8	10	12	Total	
0	97.7	93.7	93.1	81.1	92.4	
01/02/13	1.3	3.2	3.3	4.1	2.8	
03/05/13	0.3	0.6	1.1	4.6	1.4	
06/09/13	0.0	1.3	0.7	3.6	1.2	
10/19/13	0.0	0.6	0.7	3.6	1.0	
20-39	0.0	0.3	0.0	0.5	0.2	
40	0.6	0.3	1.1	2.6	1.0	
N of Valid	308	315	275	196	1094	
N of Miss	10	10	21	11	52	

Table 165: On how many occasions have you taken prescription drugs (such as Valium, Xanax, Ritalin, Adderall, OxyContin, Darvocet, or sleeping pills) not prescribed to you during the past 30 days?







Response	6	8	10	12	Total	
0	98.7	96.5	96.4	90.8	96.1	
01/02/13	0.6	3.2	1.8	5.1	2.5	
03/05/13	0.3	0.3	0.4	2.6	0.7	
06/09/13	0.0	0.0	1.4	0.5	0.5	
10/19/13	0.0	0.0	0.0	0.0	0.0	
20-39	0.3	0.0	0.0	0.5	0.2	
40	0.0	0.0	0.0	0.5	0.1	
N of Valid	308	315	276	196	1095	
N of Miss	10	10	20	11	51	

Table 166: On how many occasions have you taken non-prescription medicines such as diet pills (for example, Dietac, Dexatrim or Prolamine), stay-awake pills (for example No-Doz, Vivarin, or Wake), or cough or cold medicines (robos, DXM, etc.) to get high in your lifetime?








Response	6	8	10	12	Total	
0	99.7	97.8	94.6	93.9	96.8	
01/02/13	0.0	0.6	1.4	0.0	0.5	
03/05/13	0.3	0.3	2.2	1.5	1.0	
06/09/13	0.0	0.9	0.7	0.5	0.5	
10/19/13	0.0	0.0	0.4	2.6	0.5	
20-39	0.0	0.3	0.4	0.5	0.3	
40	0.0	0.0	0.4	1.0	0.3	
N of Valid	307	316	276	196	1095	
N of Miss	11	9	20	11	51	

Table 167: On how many occasions have you taken non-prescription medicines such as diet pills (for example, Dietac, Dexatrim or Prolamine), stay-awake pills (for example No-Doz, Vivarin, or Wake), or cough or cold medicines (robos, DXM, etc.) to get high during the past 30 days?







Response	6	8	10	12	Total	
0	99.7	98.7	96.7	96.4	98.1	
01/02/13	0.3	0.9	1.8	1.0	1.0	
03/05/13	0.0	0.3	0.4	1.5	0.5	
06/09/13	0.0	0.0	0.4	0.5	0.2	
10/19/13	0.0	0.0	0.4	0.0	0.1	
20-39	0.0	0.0	0.4	0.5	0.2	
40	0.0	0.0	0.0	0.0	0.0	
N of Valid	308	316	275	197	1096	
N of Miss	10	9	21	10	50	

Table 168: On how many occasions have you been drunk or very high from drinking alcoholic beverages during the past 30 days?








Response	6	8	10	12	Total	
0	98.7	97.2	88.7	79.8	92.3	
01/02/13	1.3	1.9	4.7	10.1	3.9	
03/05/13	0.0	0.6	4.4	3.0	1.8	
06/09/13	0.0	0.0	0.4	1.5	0.4	
10/19/13	0.0	0.0	1.1	3.0	0.8	
20-39	0.0	0.0	0.0	1.0	0.2	
40	0.0	0.3	0.7	1.5	0.5	
N of Valid	306	316	275	198	1095	
N of Miss	12	9	21	9	51	

Table 169: On how many occasions have you drunk flavored alcoholic beverages, sometimes called 'alcopops' (like Mike's Hard Lemonade, Smirnoff Ice, Bacardi Breezers, etc.) in your lifetime?








Response	6	8	10	12	Total	
0	94.8	84.4	71.0	62.1	80.0	
01/02/13	3.3	7.6	11.6	7.2	7.3	
03/05/13	1.6	4.4	5.8	6.7	4.4	
06/09/13	0.3	1.0	4.3	5.6	2.5	
10/19/13	0.0	1.3	2.9	7.2	2.4	
20-39	0.0	0.3	1.1	4.1	1.1	
40	0.0	1.0	3.3	7.2	2.4	
N of Valid	307	315	276	195	1093	
N of Miss	11	10	20	12	53	

Table 170: On how many occasions have you drunk flavored alcoholic beverages, sometimes called 'alcopops' (like Mike's Hard Lemonade, Smirnoff Ice, Bacardi Breezers, etc.) during the past 30 days?








Response	6	8	10	12	Total	
0	99.4	95.6	89.1	79.3	92.1	
01/02/13	0.6	2.5	5.1	12.1	4.4	
03/05/13	0.0	1.3	3.6	4.5	2.1	
06/09/13	0.0	0.3	1.1	1.5	0.6	
10/19/13	0.0	0.0	0.7	1.5	0.5	
20-39	0.0	0.0	0.0	1.0	0.2	
40	0.0	0.3	0.4	0.0	0.2	
N of Valid	308	316	274	198	1096	
N of Miss	10	9	22	9	50	

Table 171: If you used prescription drugs or over the counter drugs without a doctor telling you to use it or for the purpose of getting high, where did you get these drugs?











Response	6	8	10	12	Total	
I did not use prescription drugs or over the counter drugs to get high.	98.7	96.8	92.2	88.8	94.8	
I bought it or took it from a store or shop.	0.0	0.0	1.1	1.1	0.5	
I got it from my parents with permission.	0.0	0.6	1.5	1.6	0.8	
I got it from home without permission.	0.0	0.6	1.1	0.0	0.5	
I got it from a relative with permission.	0.3	0.6	0.4	0.0	0.4	
I got it from a relative without permission.	0.0	0.3	0.7	0.0	0.3	
I got it from a friends home with permission.	0.0	0.3	0.7	0.5	0.4	
I got it from a friends home without permission.	0.0	0.0	0.0	0.0	0.0	
I got it from a friend while at school.	0.0	0.3	0.7	0.0	0.3	
I got it from a friend while at a party.	0.7	0.0	1.5	1.1	0.7	
I got it from a friend, elsewhere	0.3	0.3	0.0	6.9	1.4	
N of Valid	303	309	270	188	1070	
N of Miss	15	16	26	19	76	

Table 172: During the last month, about how many marijuana cigarettes, or the equivalent, did you smoke a day, on the average?


Response	6	8	10	12	Total	
None	98.7	96.2	89.7	87.5	93.7	
Less than 1 a day	0.3	1.9	2.6	4.2	2.0	
1 a day	0.7	1.0	1.1	3.1	1.3	
2-3 a day	0.3	0.6	3.3	3.1	1.7	
4-6 a day	0.0	0.3	1.8	1.6	0.8	
7-10 a day	0.0	0.0	0.7	0.5	0.3	
11 or more a day	0.0	0.0	0.7	0.0	0.2	
N of Valid	306	314	273	192	1085	
N of Miss	12	11	23	15	61	

Table 173: How wrong do your friends feel it would be for YOU to: drink alcohol?


Response	6	8	10	12	Total	
Very wrong	84.2	60.1	42.8	36.5	58.4	
Wrong	8.9	19.3	23.2	22.9	18.0	
A little bit wrong	5.3	11.1	18.5	22.4	13.3	
Not wrong at all	1.6	9.5	15.5	18.2	10.3	
N of Valid	304	316	271	192	1083	
N of Miss	14	9	25	15	63	

Table 174: How wrong do your friends feel it would be for YOU to: smoke tobacco?


Response	6	8	10	12	Total	
Very wrong	87.8	67.9	51.7	41.4	64.8	
Wrong	9.5	20.6	20.7	22.5	17.9	
A little bit wrong	1.6	5.4	13.7	16.8	8.4	
Not wrong at all	1.0	6.0	14.0	19.4	9.0	
N of Valid	304	315	271	191	1081	
N of Miss	14	10	25	16	65	

Table 175: How wrong do your friends feel it would be for YOU to: smoke marijuana?





Response	6	8	10	12	Total	
Very wrong	92.1	74.6	52.0	43.5	68.4	
Wrong	4.6	11.7	14.4	16.2	11.2	
A little bit wrong	1.3	5.1	12.2	20.4	8.5	
Not wrong at all	2.0	8.6	21.4	19.9	11.9	
N of Valid	304	315	271	191	1081	
N of Miss	14	10	25	16	65	

Table 176: How wrong do your friends feel it would be for YOU to: use prescription drugs not prescribed to you





Response	6	8	10	12	Total	
Very wrong	92.4	80.0	66.4	56.0	75.9	
Wrong	4.6	12.4	19.9	22.0	13.8	
A little bit wrong	2.0	3.5	9.2	13.1	6.2	
Not wrong at all	1.0	4.1	4.4	8.9	4.2	
N of Valid	304	315	271	191	1081	
N of Miss	14	10	25	16	65	

Table 177: How wrong would most adults (over 21) in your neighborhood think it is for kids your age: to use marijuana?





Response	6	8	10	12	Total	
Very wrong	91.4	83.9	72.7	61.8	79.2	
Wrong	5.3	11.6	12.2	16.8	10.9	
A little bit wrong	2.0	3.5	9.2	14.7	6.5	
Not wrong at all	1.3	1.0	5.9	6.8	3.4	
N of Valid	301	311	271	191	1074	
N of Miss	17	14	25	16	72	

Table 178: How wrong would most adults (over 21) in your neighborhood think it is for kids your age: to drink alcohol?


Response	6	8	10	12	Total	
Very wrong	85.0	75.9	63.7	44.2	69.8	
Wrong	8.0	14.8	17.0	21.1	14.6	
A little bit wrong	4.0	7.1	11.5	22.6	10.1	
Not wrong at all	3.0	2.3	7.8	12.1	5.6	
N of Valid	301	311	270	190	1072	
N of Miss	17	14	26	17	74	

Table 179: How wrong would most adults (over 21) in your neighborhood think it is for kids your age: to smoke cigarettes?


Response	6	8	10	12	Total	
Very wrong	86.7	75.6	67.2	44.5	71.0	
Wrong	8.3	17.7	14.4	22.5	15.1	
A little bit wrong	2.7	5.8	11.4	16.2	8.2	
Not wrong at all	2.3	1.0	7.0	16.8	5.7	
N of Valid	301	311	271	191	1074	
N of Miss	17	14	25	16	72	

Table 180: How much do each of the following statements describe your neighborhood? crime and/or drug selling


Response	6	8	10	12	Total	
NO!	79.5	76.9	68.1	58.4	72.1	
no	11.9	14.3	16.3	23.7	15.8	
yes	5.0	6.5	10.7	14.2	8.5	
YES!	3.6	2.3	4.8	3.7	3.6	
N of Valid	302	308	270	190	1070	
N of Miss	16	17	26	17	76	

Table 181: How much do each of the following statements describe your neighborhood? fights





Response	6	8	10	12	Total	
NO!	65.1	64.6	60.4	56.3	62.2	
no	20.1	22.1	20.7	27.9	22.2	
yes	9.4	8.8	14.1	12.1	10.9	
YES!	5.4	4.5	4.8	3.7	4.7	
N of Valid	298	308	270	190	1066	
N of Miss	20	17	26	17	80	

Table 182: How much do each of the following statements describe your neighborhood? lots of empty or abandoned buildings





Response	6	8	10	12	Total	
NO!	70.5	69.8	62.7	60.6	66.6	
no	17.1	20.1	25.1	26.6	21.7	
yes	8.4	8.1	9.6	9.0	8.7	
YES!	4.0	1.9	2.6	3.7	3.0	
N of Valid	298	308	271	188	1065	
N of Miss	20	17	25	19	81	

Table 183: How much do each of the following statements describe your neighborhood? lots of graffiti





Response	6	8	10	12	Total	
NO!	77.2	79.2	73.1	71.4	75.7	
no	14.6	18.5	23.6	23.8	19.7	
yes	4.8	1.0	1.8	4.8	2.9	
YES!	3.4	1.3	1.5	0.0	1.7	
N of Valid	294	308	271	189	1062	
N of Miss	24	17	25	18	84	

Table 184: I feel safe in my neighborhood.

Response	6	8	10	12	Total
NO!	8.4	8.6	8.9	6.3	8.2
no	8.1	8.9	6.3	11.6	8.5
yes	26.5	26.0	34.1	29.6	28.8
YES!	57.0	56.6	50.7	52.4	54.5
N of Valid	298	304	270	189	1061
N of Miss	20	21	26	18	85

Table 185: If a kid smoked marijuana in your neighborhood would he or she be caught by the police?

Response	6	8	10	12	Total
NO!	12.2	17.7	25.1	28.2	19.9
no	20.7	36.7	46.4	45.7	36.3
yes	29.3	25.1	18.6	17.6	23.3
YES!	37.8	20.6	9.9	8.5	20.5
N of Valid	294	311	263	188	1056
N of Miss	24	14	33	19	90

Table 186: If a kid drank some beer, wine or hard liquor (for example, vodka, whiskey, or gin) in your neighborhood would he or she be caught by the police?

Response	6	8	10	12	Total
NO!	15.8	19.6	26.6	35.5	23.1
no	24.7	43.1	52.5	47.3	41.1
yes	26.7	21.5	12.5	10.2	18.7
YES!	32.9	15.8	8.4	7.0	17.1
N of Valid	292	311	263	186	1052
N of Miss	26	14	33	21	94

Table 187: If a kid carried a handgun in your neighborhood would he or she be caught by the police?





Response	6	8	10	12	Total	
NO!	14.0	19.3	19.0	25.8	18.9	
no	15.8	23.8	31.9	32.4	25.1	
yes	30.5	28.6	32.3	24.7	29.4	
YES!	39.7	28.3	16.7	17.0	26.6	
N of Valid	292	311	263	182	1048	
N of Miss	26	14	33	25	98	

Table 188: If you wanted to get some cigarettes, how easy would it be for you to get some?





Response	6	8	10	12	Total	
Very hard	70.0	52.7	34.1	17.6	46.7	
Sort of hard	12.3	15.4	12.3	11.2	13.0	
Sort of easy	9.6	17.4	19.9	19.3	16.2	
Very easy	8.2	14.5	33.7	51.9	24.1	
N of Valid	293	311	261	187	1052	
N of Miss	25	14	35	20	94	

Table 189: If you wanted to get some beer, wine or hard liquor (for example, vodka, whiskey, or gin), how easy would it be for you to get some?





Response	6	8	10	12	Total	
Very hard	72.6	47.3	29.1	21.4	45.2	
Sort of hard	12.7	18.3	11.9	14.4	14.5	
Sort of easy	8.2	19.0	21.8	26.2	18.0	
Very easy	6.5	15.4	37.2	38.0	22.4	
N of Valid	292	311	261	187	1051	
N of Miss	26	14	35	20	95	

Table 190: If you wanted to get a drug like cocaine, LSD, or amphetamines, how easy would it be for you to get some?


Response	6	8	10	12	Total	
Very hard	93.5	85.3	69.6	59.9	79.1	
Sort of hard	4.1	8.7	11.9	21.4	10.5	
Sort of easy	1.7	2.9	7.7	8.0	4.7	
Very easy	0.7	3.2	10.8	10.7	5.7	
N of Valid	291	312	260	187	1050	
N of Miss	27	13	36	20	96	

Table 191: If you wanted to get a handgun, how easy would it be for you to get one?


Response	6	8	10	12	Total	
Very hard	71.0	62.2	48.8	39.6	57.3	
Sort of hard	9.7	11.9	13.8	23.5	13.8	
Sort of easy	9.3	13.5	11.9	9.1	11.2	
Very easy	10.0	12.5	25.4	27.8	17.7	
N of Valid	290	312	260	187	1049	
N of Miss	28	13	36	20	97	

Table 192: If you wanted to get some marijuana, how easy would it be for you to get some?


Response	6	8	10	12	Total	
Very hard	87.6	73.3	44.6	28.6	62.2	
Sort of hard	4.5	10.4	9.6	13.5	9.1	
Sort of easy	3.8	6.2	15.4	15.1	9.4	
Very easy	4.1	10.1	30.4	42.7	19.3	
N of Valid	290	307	260	185	1042	
N of Miss	28	18	36	22	104	

Table 193: If you wanted to get prescription drugs for the purpose of getting high, how easy would it be for you to get some?





Response	6	8	10	12	Total	
Very hard	82.1	69.7	44.1	35.7	60.8	
Sort of hard	6.6	11.3	11.5	20.3	11.6	
Sort of easy	5.2	8.1	18.4	14.3	10.9	
Very easy	6.2	11.0	26.1	29.7	16.7	
N of Valid	290	310	261	182	1043	
N of Miss	28	15	35	25	103	

Table 194: If you wanted to get synthetic marijuana such as K2 or chemical products such as bath salts to get high, how easy would it be for you to get some?





Response	6	8	10	12	Total	
Very hard	88.6	81.9	62.8	49.5	73.3	
Sort of hard	6.6	9.4	11.5	23.9	11.7	
Sort of easy	2.4	4.2	11.9	14.7	7.5	
Very easy	2.4	4.5	13.8	12.0	7.6	
N of Valid	290	310	261	184	1045	
N of Miss	28	15	35	23	101	

Table 195: If you wanted to get steroids to enhance athletic performance, how easy would it be for you to get some?





Response	6	8	10	12	Total	
Very hard	85.5	81.0	65.1	57.4	74.1	
Sort of hard	9.0	10.3	15.7	18.6	12.7	
Sort of easy	4.1	3.2	7.7	11.5	6.0	
Very easy	1.4	5.5	11.5	12.6	7.1	
N of Valid	290	310	261	183	1044	
N of Miss	28	15	35	24	102	

Table 196: During the past 12 months, have you participated in any alcohol prevention programs or seen any alcohol prevention messages in your school or community? Yes, a school-based program focused on preventing underage drinking and/or drinking and driving.



Response	6	8	10	12	Total	
No	56.9	68.9	80.1	79.7	70.4	
Yes	43.1	31.1	19.9	20.3	29.6	
N of Valid	318	325	296	207	1146	
N of Miss	0	0	0	0	0	

Table 197: During the past 12 months, have you participated in any alcohol prevention programs or seen any alcohol prevention messages in your school or community? Yes, a community-based program focused on preventing underage drinking and/or drinking and driving (for example, through your church or temple or through youth groups like Boys and Girls Club or 4-H).



Response	6	8	10	12	Total	
No	86.8	91.4	93.9	97.6	91.9	
Yes	13.2	8.6	6.1	2.4	8.1	
N of Valid	318	325	296	207	1146	
N of Miss	0	0	0	0	0	

Table 198: During the past 12 months, have you participated in any alcohol prevention programs or seen any alcohol prevention messages in your school or community? Yes, a media campaign addressing underage drinking and/or drinking and driving (for example, newspaper ads, posters, pamphlets, radio, TV).



Response	6	8	10	12	Total	
No	84.6	92.0	91.6	93.7	90.1	
Yes	15.4	8.0	8.4	6.3	9.9	
N of Valid	318	325	296	207	1146	
N of Miss	0	0	0	0	0	

Table 199: During the past 12 months, have you participated in any alcohol prevention programs or seen any alcohol prevention messages in your school or community? No



Response	6	8	10	12	Total	
No	59.1	44.6	42.6	36.2	46.6	
Yes	40.9	55.4	57.4	63.8	53.4	
N of Valid	318	325	296	207	1146	
N of Miss	0	0	0	0	0	

Table 200: How wrong do your parents feel it would be for YOU to: drink beer, wine or hard liquor (for example, vodka, whiskey or gin) regularly?

Response	6	8	10	12	Total	
Very wrong	91.2	84.0	75.0	70.9	81.5	
Wrong	6.8	10.1	15.2	14.3	11.2	
A little bit wrong	1.4	3.9	6.8	12.1	5.3	
Not wrong at all	0.7	2.0	3.0	2.7	2.0	
N of Valid	296	307	264	182	1049	
N of Miss	22	18	32	25	97	

Table 201: How wrong do your parents feel it would be for YOU to: smoke tobacco?

Response	6	8	10	12	Total	
Very wrong	95.3	88.6	78.0	70.9	84.8	
Wrong	3.7	7.5	14.0	14.3	9.2	
A little bit wrong	1.0	3.2	5.3	8.8	4.1	
Not wrong at all	0.0	0.6	2.7	6.0	1.9	
N of Valid	296	308	264	182	1050	
N of Miss	22	17	32	25	96	

Table 202: How wrong do your parents feel it would be for YOU to: smoke marijuana?

Response	6	8	10	12	Total	
Very wrong	95.9	92.5	83.3	80.6	89.1	
Wrong	3.0	5.6	8.0	10.6	6.3	
A little bit wrong	0.7	1.0	4.6	5.6	2.6	
Not wrong at all	0.3	1.0	4.2	3.3	2.0	
N of Valid	296	306	263	180	1045	
N of Miss	22	19	33	27	101	

Table 203: How wrong do your parents feel it would be for YOU to: use prescription drugs not prescribed to you?





Response	6	8	10	12	Total	
Very wrong	95.3	93.2	89.0	84.5	91.2	
Wrong	3.0	4.6	6.8	8.8	5.4	
A little bit wrong	1.0	1.3	2.7	4.4	2.1	
Not wrong at all	0.7	1.0	1.5	2.2	1.2	
N of Valid	296	307	264	181	1048	
N of Miss	22	18	32	26	98	

Table 204: How wrong do your parents feel it would be for YOU to: steal something worth more than \$5?





Response	6	8	10	12	Total	
Very wrong	87.8	88.3	85.2	87.3	87.2	
Wrong	10.5	8.1	10.2	9.4	9.5	
A little bit wrong	1.0	2.3	2.3	2.2	1.9	
Not wrong at all	0.7	1.3	2.3	1.1	1.3	
N of Valid	296	307	264	181	1048	
N of Miss	22	18	32	26	98	

Table 205: How wrong do your parents feel it would be for YOU to: draw graffiti, write things, or draw pictures on buildings or other property (without the owner's permission)?





Response	6	8	10	12	Total	
Very wrong	91.2	91.2	83.0	81.9	87.5	
Wrong	6.8	5.2	9.8	11.5	7.9	
A little bit wrong	1.4	2.9	3.8	4.9	3.1	
Not wrong at all	0.7	0.7	3.4	1.6	1.5	
N of Valid	296	306	264	182	1048	
N of Miss	22	19	32	25	98	

Table 206: How wrong do your parents feel it would be for YOU to: pick a fight with someone?





Response	6	8	10	12	Total	
Very wrong	79.9	65.0	61.6	59.9	67.4	
Wrong	13.3	17.6	22.1	24.7	18.8	
A little bit wrong	4.8	13.7	11.8	11.5	10.3	
Not wrong at all	2.0	3.6	4.6	3.8	3.4	
N of Valid	293	306	263	182	1044	
N of Miss	25	19	33	25	102	

Table 207: During the past 12 months, have you talked with at least one of your parents about the dangers of underage drinking and/or drinking and driving? By parents, we mean either your biological parents, adoptive parents, stepparents, or adult guardians - whether or not they live with you.



Response	6	8	10	12	Total	
No	54.4	57.1	60.1	53.9	56.5	
Yes	45.6	42.9	39.9	46.1	43.5	
N of Valid	285	296	258	178	1017	
N of Miss	33	29	38	29	129	

Table 208: The rules in my family are clear.





Response	6	8	10	12	Total	
NO!	3.4	3.9	5.7	4.4	4.3	
no	5.8	6.2	6.1	7.2	6.3	
yes	22.7	30.9	39.8	37.2	32.0	
YES!	68.0	59.0	48.3	51.1	57.5	
N of Valid	291	307	261	180	1039	
N of Miss	27	18	35	27	107	

Table 209: People in my family often insult or yell at each other.

Response	6	8	10	12	Total	
NO!	40.9	27.8	23.3	25.3	29.9	
no	27.8	38.6	39.3	44.4	36.7	
yes	20.3	25.2	26.3	23.0	23.7	
YES!	11.0	8.5	11.1	7.3	9.6	
N of Valid	291	306	262	178	1037	
N of Miss	27	19	34	29	109	

Table 210: When I am not at home, one of my parents knows where I am and who I am with.

Response	6	8	10	12	Total	
NO!	4.1	4.9	6.1	3.4	4.7	
no	1.7	5.2	3.1	6.2	3.9	
yes	16.6	26.2	38.9	39.5	29.0	
YES!	77.6	63.6	51.9	50.8	62.4	
N of Valid	290	305	262	177	1034	
N of Miss	28	20	34	30	112	

Table 211: We argue about the same things in my family over and over.

Response	6	8	10	12	Total	
NO!	37.3	26.6	20.0	21.8	27.1	
no	30.5	37.4	34.2	34.6	34.2	
yes	19.2	24.6	32.7	33.0	26.5	
YES!	13.0	11.5	13.1	10.6	12.2	
N of Valid	292	305	260	179	1036	
N of Miss	26	20	36	28	110	

Table 212: If you drank some beer or wine or liquor (for example, vodka, whiskey, or gin) without your parents' permission, would you be caught by your parents?

Response	6	8	10	12	Total	
NO!	7.5	9.5	13.0	17.5	11.2	
no	4.1	15.1	28.4	31.6	18.2	
yes	14.0	22.7	27.6	23.2	21.6	
YES!	74.3	52.6	31.0	27.7	49.0	
N of Valid	292	304	261	177	1034	
N of Miss	26	21	35	30	112	

Table 213: My family has clear rules about alcohol and drug use.

Response	6	8	10	12	Total	
NO!	5.5	5.3	7.3	5.6	5.9	
no	3.8	9.5	8.0	9.0	7.5	
yes	14.8	18.8	32.6	33.3	23.6	
YES!	75.9	66.4	52.1	52.0	63.0	
N of Valid	291	304	261	177	1033	
N of Miss	27	21	35	30	113	

Table 214: If you carried a handgun without your parents' permission, would you be caught by your parents?

Response	6	8	10	12	Total	
NO!	5.2	5.0	7.7	9.7	6.5	
no	2.4	8.9	12.7	17.6	9.5	
yes	12.4	20.1	26.9	23.3	20.2	
YES!	80.0	66.0	52.7	49.4	63.8	
N of Valid	290	303	260	176	1029	
N of Miss	28	22	36	31	117	

Table 215: If you skipped school would you be caught by your parents?

Response	6	8	10	12	Total
NO!	3.4	4.6	9.6	9.1	6.3
no	3.4	8.9	10.3	17.0	9.1
yes	16.5	19.9	26.8	27.8	22.0
YES!	76.6	66.6	53.3	46.0	62.5
N of Valid	291	302	261	176	1030
N of Miss	27	23	35	31	116

Table 216: My parents ask if I've gotten my homework done.

Response	6	8	10	12	Total
NO!	3.5	7.3	10.3	11.9	7.8
no	4.8	10.9	12.6	18.1	10.9
yes	16.6	25.8	37.2	37.9	28.2
YES!	75.1	56.0	39.8	32.2	53.2
N of Valid	289	302	261	177	1029
N of Miss	29	23	35	30	117

Table 217: People in my family have serious arguments.

Response	6	8	10	12	Total
NO!	44.3	33.2	27.2	33.1	34.8
no	29.1	38.2	39.1	46.6	37.3
yes	12.8	18.3	19.2	12.9	16.0
YES!	13.8	10.3	14.6	7.3	11.9
N of Valid	289	301	261	178	1029
N of Miss	29	24	35	29	117

Table 218: Would your parents know if you did not come home on time?





Response	6	8	10	12	Total	
NO!	4.1	4.6	6.2	7.3	5.3	
no	7.6	9.6	11.9	13.5	10.3	
yes	16.2	25.5	31.9	33.1	25.8	
YES!	72.1	60.3	50.0	46.1	58.5	
N of Valid	290	302	260	178	1030	
N of Miss	28	23	36	29	116	

Table 219: Have any of your brothers or sisters ever: drunk beer, wine or hard liquor (for example, vodka, whiskey or gin)?




Response	6	8	10	12	Total	
No	79.7	66.4	45.6	37.1	59.7	
Yes	17.5	31.2	48.7	55.1	36.0	
I don't have any brothers or sisters	2.8	2.3	5.7	7.9	4.3	
N of Valid	286	301	261	178	1026	
N of Miss	32	24	35	29	120	

Table 220: Have any of your brothers or sisters ever: smoked marijuana?




Response	6	8	10	12	Total	
No	90.9	84.7	66.0	52.0	76.0	
Yes	6.3	13.0	28.2	40.1	19.7	
I don't have any brothers or sisters	2.8	2.3	5.7	7.9	4.3	
N of Valid	286	301	262	177	1026	
N of Miss	32	24	34	30	120	

Table 221: Have any of your brothers or sisters ever: smoked cigarettes?




Response	6	8	10	12	Total	
No	80.1	76.7	63.8	48.3	69.5	
Yes	17.1	21.0	31.2	42.7	26.2	
I don't have any brothers or sisters	2.8	2.3	5.0	9.0	4.3	
N of Valid	287	300	260	178	1025	
N of Miss	31	25	36	29	121	

Table 222: Have any of your brothers or sisters ever: taken a handgun to school?




Response	6	8	10	12	Total	
No	95.5	94.7	91.6	87.5	92.9	
Yes	1.7	2.3	3.1	4.5	2.7	
I don't have any brothers or sisters	2.8	3.0	5.3	8.0	4.4	
N of Valid	287	300	262	176	1025	
N of Miss	31	25	34	31	121	

Table 223: Have any of your brothers or sisters ever: been suspended or expelled from school?




Response	6	8	10	12	Total	
No	75.3	73.8	65.9	61.8	70.1	
Yes	21.6	22.8	28.7	30.3	25.3	
I don't have any brothers or sisters	3.1	3.3	5.4	7.9	4.6	
N of Valid	287	302	261	178	1028	
N of Miss	31	23	35	29	118	

Table 224: Have you changed homes in the past year (the last 12 months)?



Response	6	8	10	12	Total	
No	69.3	74.3	79.5	83.2	75.8	
Yes	30.7	25.7	20.5	16.8	24.2	
N of Valid	290	300	264	179	1033	
N of Miss	28	25	32	28	113	

Table 225: How many times have you changed homes since kindergarten?






Response	6	8	10	12	Total	
Never	33.7	33.3	32.7	30.9	32.8	
1 or 2 times	33.0	28.3	31.9	31.5	31.1	
3 or 4 times	18.1	17.5	17.1	14.6	17.1	
5 or 6 times	8.0	10.1	7.8	9.6	8.8	
7 or more times	7.3	10.8	10.5	13.5	10.2	
N of Valid	288	297	257	178	1020	
N of Miss	30	28	39	29	126	

Table 226: Have you changed schools (including changing from elementary to middle and middle to high school) in the past year?



Response	6	8	10	12	Total	
No	67.6	64.0	75.0	88.8	72.2	
Yes	32.4	36.0	25.0	11.2	27.8	
N of Valid	284	292	260	179	1015	
N of Miss	34	33	36	28	131	

Table 227: How many times have you changed schools since kindergarten (including changing from elementary to middle and middle to high school)?






Response	6	8	10	12	Total	
Never	31.4	30.5	29.1	30.3	30.4	
1 or 2 times	48.4	30.8	22.1	25.3	32.5	
3 or 4 times	10.6	20.7	31.8	22.5	21.0	
5 or 6 times	5.7	9.8	9.3	12.9	9.1	
7 or more times	3.9	8.1	7.8	9.0	7.0	
N of Valid	283	295	258	178	1014	
N of Miss	35	30	38	29	132	

Table 228: Has anyone in your family ever had severe alcohol or drug problems?



Response	6	8	10	12	Total	
No	74.8	65.9	60.9	51.7	64.6	
Yes	25.2	34.1	39.1	48.3	35.4	
N of Valid	282	293	258	178	1011	
N of Miss	36	32	38	29	135	

Table 229: About how many adults (over 21) have you known personally who in the past year have: used marijuana, crack, cocaine, or other drugs?






Response	6	8	10	12	Total	
0	74.2	70.6	54.7	46.3	63.3	
1	13.2	14.0	12.8	13.6	13.4	
2	4.9	4.4	9.7	9.6	6.8	
03/04/13	2.8	4.4	6.6	9.6	5.4	
5	4.9	6.5	16.3	20.9	11.0	
N of Valid	287	293	258	177	1015	
N of Miss	31	32	38	30	131	

Table 230: About how many adults (over 21) have you known personally who in the past year have: sold or dealt drugs?






Response	6	8	10	12	Total	
0	86.7	84.2	65.5	58.8	75.7	
1	7.0	7.2	10.1	15.8	9.4	
2	2.1	3.1	8.1	4.5	4.3	
03/04/13	1.8	1.4	5.0	10.2	4.0	
5	2.5	4.1	11.2	10.7	6.6	
N of Valid	285	292	258	177	1012	
N of Miss	33	33	38	30	134	

Table 231: About how many adults (over 21) have you known personally who in the past year have: done other things that could get them in trouble with the police, like stealing, selling stolen goods, mugging or assaulting others, etc.?






Response	6	8	10	12	Total	
0	81.8	77.7	64.7	60.8	72.6	
1	10.2	9.2	11.2	10.8	10.3	
2	2.8	5.5	5.8	9.1	5.4	
03/04/13	2.1	2.4	6.2	6.8	4.1	
5	3.2	5.1	12.0	12.5	7.6	
N of Valid	285	292	258	176	1011	
N of Miss	33	33	38	31	135	

Table 232: About how many adults (over 21) have you known personally who in the past year have: gotten drunk or high?






Response	6	8	10	12	Total	
0	63.7	51.0	37.2	29.9	47.4	
1	17.6	19.3	15.9	14.1	17.0	
2	7.0	8.3	7.4	7.9	7.6	
03/04/13	5.3	6.2	10.9	9.6	7.7	
5	6.3	15.2	28.7	38.4	20.2	
N of Valid	284	290	258	177	1009	
N of Miss	34	35	38	30	137	

Table 233: Have you seen or heard information about underage drinking in the past 12 months from the following sources? Radio



Response	6	8	10	12	Total	
No	64.8	48.4	52.3	50.8	54.5	
Yes	35.2	51.6	47.7	49.2	45.5	
N of Valid	290	287	260	177	1014	
N of Miss	28	38	36	30	132	

Table 234: Have you seen or heard information about underage drinking in the past 12 months from the following sources? TV.



Response	6	8	10	12	Total	
No	36.8	31.4	33.5	36.7	34.4	
Yes	63.2	68.6	66.5	63.3	65.6	
N of Valid	288	290	263	177	1018	
N of Miss	30	35	33	30	128	

Table 235: Have you seen or heard information about underage drinking in the past 12 months from the following sources? Print. This includes information on underage drinking you may have seen in the newspaper, on a billboard, in pamphlets, on stickers, etc.



Response	6	8	10	12	Total	
No	48.4	43.8	47.5	48.9	47.0	
Yes	51.6	56.2	52.5	51.1	53.0	
N of Valid	289	290	261	178	1018	
N of Miss	29	35	35	29	128	

Table 236: Have you seen or heard information about underage drinking in the past 12 months from the following sources? Website or social media? (Facebook, Myspace, website, etc.)



Response	6	8	10	12	Total	
No	62.7	51.4	43.2	49.4	52.2	
Yes	37.3	48.6	56.8	50.6	47.8	
N of Valid	287	290	259	178	1014	
N of Miss	31	35	37	29	132	

Table 237: The next questions ask about your opinions of the information you saw or heard. If you have seen or heard more than one ad, please think about your favorite ad when answering these questions. The information about underage drinking that I saw or heard was convincing.






Response	6	8	10	12	Total	
NO!	27.7	18.2	16.3	15.4	19.9	
no	6.3	13.3	20.5	22.3	14.7	
yes	17.9	28.7	27.5	34.3	26.3	
YES!	24.6	20.3	20.5	16.6	20.9	
I have not seen or heard any ads about underage drinking in the past 12 months.	23.5	19.6	15.1	11.4	18.1	
N of Valid	285	286	258	175	1004	
N of Miss	33	39	38	32	142	

Table 238: The next questions ask about your opinions of the information you saw or heard. If you have seen or heard more than one ad, please think about your favorite ad when answering these questions. The information about underage drinking that I saw or heard grabbed my attention.






Response	6	8	10	12	Total	
NO!	24.6	17.9	16.7	12.1	18.4	
no	7.5	17.5	20.5	25.3	16.8	
yes	20.3	24.6	28.7	31.0	25.6	
YES!	25.3	21.8	19.8	19.5	21.8	
I have not seen or heard any ads about underage drinking in the past 12 months.	22.4	18.2	14.3	12.1	17.3	
N of Valid	281	285	258	174	998	
N of Miss	37	40	38	33	148	

Table 239: The next questions ask about your opinions of the information you saw or heard. If you have seen or heard more than one ad, please think about your favorite ad when answering these questions. The information about underage drinking that I saw or heard said something important to me.

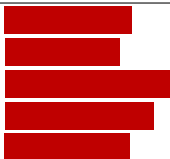
Response	6	8	10	12	Total	
NO!	20.4	18.2	19.0	14.4	18.4	
no	8.5	12.9	19.8	29.9	16.4	
yes	18.0	27.3	29.8	27.0	25.2	
YES!	29.2	23.8	16.3	15.5	22.0	
I have not seen or heard any ads about underage drinking in the past 12 months.	23.9	17.8	15.1	13.2	18.1	
N of Valid	284	286	258	174	1002	
N of Miss	34	39	38	33	144	

Table 240: The next questions ask about your opinions of the information you saw or heard. If you have seen or heard more than one ad, please think about your favorite ad when answering these questions. Seeing or hearing this information about underage drinking made me want to stop or decrease my drinking.

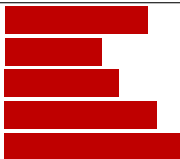

Response	6	8	10	12	Total	
NO!	22.0	21.7	19.6	20.2	21.0	
no	3.5	11.2	16.8	26.8	13.3	
yes	9.7	15.6	22.4	18.5	16.3	
YES!	25.9	23.6	21.2	17.9	22.6	
I have not seen or heard any ads about underage drinking in the past 12 months.	39.0	27.9	20.0	16.7	26.9	
N of Valid	259	276	250	168	953	
N of Miss	59	49	46	39	193	

Table 241: How honest were you in filling out this survey?

Response	6	8	10	12	Total	
I was very honest	85.8	82.2	75.1	79.1	80.9	
I was honest pretty much of the time	11.4	12.9	20.7	18.1	15.4	
I was honest some of the time	1.0	3.5	3.1	2.8	2.6	
I was honest once in a while	1.7	1.4	1.1	0.0	1.2	
I was not honest at all	0.0	0.0	0.0	0.0	0.0	
N of Valid	289	287	261	177	1014	
N of Miss	29	38	35	30	132	