

# 2012 APNA

Arkansas Prevention Needs Assessment Student Survey



**Phillips County Tables**

Arkansas Department of Human Services  
**Division of Behavioral Health Services**  
**Prevention Services**

Conducted by International Survey Associates dba Pride Surveys



## Contents

1	INTRODUCTION	10
2	PERCENTAGE TABLES	15

## List of Tables

1	Sex	16
2	Age	16
3	Are you Hispanic or Latino?	16
4	What is your race? Black or African American	17
5	What is your race? Asian	17
6	What is your race? American Indian	17
7	What is your race? Alaska Native	17
8	What is your race? White	18
9	What is your race? Native Hawaiian or Other Pacific Islander	18
10	What is your race? Other	18
11	What is the highest level of schooling completed by your mother or father?	19
12	Think of where you live most of the time. Which of the following people live there with you? Mother	19
13	Think of where you live most of the time. Which of the following people live there with you? Stepmother	19
14	Think of where you live most of the time. Which of the following people live there with you? Foster Mother	20
15	Think of where you live most of the time. Which of the following people live there with you? Grandmother	20
16	Think of where you live most of the time. Which of the following people live there with you? Aunt	20
17	Think of where you live most of the time. Which of the following people live there with you? Father	20
18	Think of where you live most of the time. Which of the following people live there with you? Stepfather	21
19	Think of where you live most of the time. Which of the following people live there with you? Foster Father	21
20	Think of where you live most of the time. Which of the following people live there with you? Grandfather	21
21	Think of where you live most of the time. Which of the following people live there with you? Uncle	21
22	Think of where you live most of the time. Which of the following people live there with you? Other Adults	22
23	Think of where you live most of the time. Which of the following people live there with you? Brother(s)	22
24	Think of where you live most of the time. Which of the following people live there with you? Stepbrother(s)	22
25	Think of where you live most of the time. Which of the following people live there with you? Sister(s)	22
26	Think of where you live most of the time. Which of the following people live there with you? Stepsister(s)	23

27	Think of where you live most of the time. Which of the following people live there with you? Other Children . . . . .	23
28	In my school, students have lots of chances to help decide things like class activities and rules. . . . .	23
29	Teachers ask me to work on special classroom projects. . . . .	23
30	My teacher(s) notices when I am doing a good job and lets me know about it. . . . .	24
31	There are lots of chances for students in my school to get involved in sports, clubs, and other school activities outside of class. . . . .	24
32	There are lots of chances for students in my school to talk with a teacher one-on-one. . . . .	24
33	I feel safe at my school. . . . .	25
34	The school lets my parents know when I have done something well. . . . .	25
35	My teachers praise me when I work hard in school. . . . .	25
36	Are your school grades better than the grades of most students in your class? . . . . .	26
37	I have lots of chances to be part of class discussions or activities. . . . .	26
38	Now thinking back over the past year in school, how often did you: enjoy being in school? . . . . .	26
39	Now thinking back over the past year in school, how often did you: hate being in school? . . . . .	27
40	Now thinking back over the past year in school, how often did you: try to do your best work in school? . . . . .	27
41	How often do you feel that the school work you are assigned is meaningful and important? . . . . .	27
42	Putting them all together, what were your grades like last year? . . . . .	28
43	How important do you think the things you are learning in school are going to be for your later life? . . . . .	28
44	How interesting are most of your courses to you? . . . . .	28
45	During the LAST FOUR WEEKS how many whole days of school have you missed because you skipped or 'cut'? . . . . .	29
46	What are the chances you would be seen as cool if you: smoked cigarettes? . . . . .	29
47	What are the chances you would be seen as cool if you: worked hard at school? . . . . .	29
48	What are the chances you would be seen as cool if you: began drinking alcoholic beverages regularly, that is, at least once or twice a month? . . . . .	30
49	What are the chances you would be seen as cool if you: defended someone who was being verbally abused at school? . . . . .	30
50	What are the chances you would be seen as cool if you: smoked marijuana? . . . . .	30
51	What are the chances you would be seen as cool if you: carried a handgun? . . . . .	31

52	Think of your four best friends (the friends you feel closest to). In the past year (12 months), how many of your best friends have: participated in clubs, organizations or activities at school? . . . . .	31
53	Think of your four best friends (the friends you feel closest to). In the past year (12 months), how many of your best friends have: smoked cigarettes? . . . . .	31
54	Think of your four best friends (the friends you feel closest to). In the past year (12 months), how many of your best friends have: tried beer, wine or hard liquor (for example, vodka, whiskey, or gin) when their parents didn't know about it? . . . . .	32
55	Think of your four best friends (the friends you feel closest to). In the past year (12 months), how many of your best friends have: made a commitment to stay drug-free? . . . . .	32
56	Think of your four best friends (the friends you feel closest to). In the past year (12 months), how many of your best friends have: used marijuana? . . . . .	32
57	Think of your four best friends (the friends you feel closest to). In the past year (12 months), how many of your best friends have: used prescription drugs or non-prescription drugs for the purposes of getting high? . . . . .	33
58	Think of your four best friends (the friends you feel closest to). In the past year (12 months), how many of your best friends have: used synthetic marijuana (K2, spice) or bath salts? . . . . .	33
59	Think of your four best friends (the friends you feel closest to). In the past year (12 months), how many of your best friends have: used LSD, cocaine, amphetamines, or other illegal drugs? . . . . .	33
60	Think of your four best friends (the friends you feel closest to). In the past year (12 months), how many of your best friends have: tried to do well in school? . . . . .	34
61	Think of your four best friends (the friends you feel closest to). In the past year (12 months), how many of your best friends have: been suspended from school? . . . . .	34
62	Think of your four best friends (the friends you feel closest to). In the past year (12 months), how many of your best friends have: liked school? . . . . .	34
63	Think of your four best friends (the friends you feel closest to). In the past year (12 months), how many of your best friends have: carried a handgun? . . . . .	35
64	Think of your four best friends (the friends you feel closest to). In the past year (12 months), how many of your best friends have: sold illegal drugs? . . . . .	35
65	Think of your four best friends (the friends you feel closest to). In the past year (12 months), how many of your best friends have: regularly attended religious services? . . . . .	35

66	Think of your four best friends (the friends you feel closest to). In the past year (12 months), how many of your best friends have: stolen or tried to steal a motor vehicle such as a car or motorcycle?	36
67	Think of your four best friends (the friends you feel closest to). In the past year (12 months), how many of your best friends have: been arrested?	36
68	Think of your four best friends (the friends you feel closest to). In the past year (12 months), how many of your best friends have: dropped out of school?	36
69	Think of your four best friends (the friends you feel closest to). In the past year (12 months), how many of your best friends have: been members of a gang?	37
70	How old were you when you first: smoked marijuana?	37
71	How old were you when you first: smoked a cigarette, even just a puff?	38
72	How old were you when you first: had more than a sip or two of beer, wine or hard liquor (for example, vodka, whiskey, or gin)?	38
73	How old were you when you first: began drinking alcoholic beverages regularly, that is, at least once or twice a month?	39
74	How old were you when you first: used Daztrex?	39
75	How old were you when you first: got suspended from school?	40
76	How old were you when you first: got arrested?	40
77	How old were you when you first: carried a handgun?	41
78	How old were you when you first: attacked someone with the idea of seriously hurting them?	41
79	How old were you when you first: belonged to a gang?	42
80	How wrong do you think it is for someone your age to: take a handgun to school?	42
81	How wrong do you think it is for someone your age to: steal anything worth more than \$5?	42
82	How wrong do you think it is for someone your age to: pick a fight with someone?	43
83	How wrong do you think it is for someone your age to: attack someone with the idea of seriously hurting them?	43
84	How wrong do you think it is for someone your age to: stay away from school all day when their parents think they are at school?	43
85	How wrong do you think it is for someone your age to: drink beer, wine or hard liquor (for example, vodka, whiskey, or gin) regularly?	44
86	How wrong do you think it is for someone your age to: smoke cigarettes?	44
87	How wrong do you think it is for someone your age to: smoke marijuana?	44
88	How wrong do you think it is for someone your age to: use prescription drugs or non-prescription drugs for the purpose of getting high?	45

89	How wrong do you think it is for someone your age to: use synthetic marijuana (K2, spice) or bath salts?	45
90	How wrong do you think it is for someone your age to: use LSD, cocaine, amphetamines or another illegal drug?	45
91	At school during the past 12 months, did you receive help from the resource teacher, speech therapist or other special education teacher?	46
92	How many times in the past year (12 months) have you: been suspended from school?	46
93	How many times in the past year (12 months) have you: carried a handgun?	46
94	How many times in the past year (12 months) have you: sold illegal drugs?	47
95	How many times in the past year (12 months) have you: stolen or tried to steal a motor vehicle such as a car or motorcycle?	47
96	How many times in the past year (12 months) have you: participated in clubs, organizations or activities at school?	48
97	How many times in the past year (12 months) have you: been arrested?	48
98	How many times in the past year (12 months) have you: attacked someone with the idea of seriously hurting them?	49
99	How many times in the past year (12 months) have you: been drunk or high at school?	49
100	How many times in the past year (12 months) have you: taken a handgun to school?	50
101	Are you currently on probation, or assigned a probation officer with Juvenile Court?	50
102	Have you ever belonged to a gang?	50
103	If you have ever belonged to a gang, did that gang have a name?	51
104	You are at a party at someone's house, and one of your friends offers you a drink containing alcohol. What would you say or do?	51
105	How often do you attend religious services or activities?	51
106	I think sometimes it's okay to cheat at school.	52
107	It is important to think before you act.	52
108	Sometimes I think that life is not worth it.	52
109	At times I think I am no good at all.	53
110	All in all, I am inclined to think that I am a failure.	53
111	In the past year, have you felt depressed or sad MOST days, even if you felt okay sometimes?	53
112	It is all right to beat up people if they start the fight.	54
113	I think it is okay to take something without asking if you can get away with it.	54
114	Where do you get the most information about living a drug and alcohol free life? Parents/guardians	54
115	Where do you get the most information about living a drug and alcohol free life? Friends	55

116	Where do you get the most information about living a drug and alcohol free life? Family members . . . . .	55
117	Where do you get the most information about living a drug and alcohol free life? School . . . . .	55
118	Where do you get the most information about living a drug and alcohol free life? Internet . . . . .	56
119	Where do you get the most information about living a drug and alcohol free life? TV . . . . .	56
120	Where do you get the most information about living a drug and alcohol free life? Social media . . . . .	56
121	How much do you think people risk harming themselves (physically or in other ways) if they: smoked one or more packs of cigarettes per day? . . . . .	57
122	How much do you think people risk harming themselves (physically or in other ways) if they: try marijuana once or twice? . . . . .	57
123	How much do you think people risk harming themselves (physically or in other ways) if they: smoke marijuana once or twice a week? . . . . .	57
124	How much do you think people risk harming themselves (physically or in other ways) if they: take one or two drinks of an alcoholic beverage (beer, wine, liquor) nearly every day? . . . . .	58
125	How much do you think people risk harming themselves (physically or in other ways) if they: have five or more drinks of an alcoholic beverage once or twice each weekend? . . . . .	58
126	How much do you think people risk harming themselves (physically or in other ways) if they: use prescription drugs that are not prescribed to them? . . . . .	58
127	How much do you think people risk harming themselves (physically or in other ways) if they: use non-prescription drugs to get high? . . . . .	59
128	Have you ever used smokeless tobacco (chew, snuff, plug, dipping tobacco, or chewing tobacco)? . . . . .	59
129	How often have you taken smokeless tobacco during the past 30 days? . . . . .	59
130	Have you ever smoked cigarettes? . . . . .	60
131	How frequently have you smoked cigarettes during the past 30 days? . . . . .	60
132	Which statement best describes rules about smoking inside your home? . . . . .	60
133	Which statement best describes rules about smoking in your family cars? . . . . .	61
134	During this school year, were you taught in any of your classes about the dangers of tobacco use? . . . . .	61
135	During the past 12 months, have you participated in any community activities to discourage people your age from using cigarettes, chewing tobacco, snuff, dip or cigars? . . . . .	61
136	Think back over the last two weeks. How many times have you had five or more alcoholic drinks in a row? . . . . .	62

137	During the past 30 days, how many times did you ride in a car or other vehicle driven by someone who had been drinking alcohol or using drugs to get high? . . . . .	62
138	During the past 30 days, how many times did you drive a car or other vehicle when you had been drinking alcohol or using drugs to get high? . . . . .	62
139	If you drank alcohol (not just a sip or taste) in the past year, how did you usually get it? . . . . .	63
140	If you drank alcohol (not just a sip or taste) in the past year, where did you usually drink it? . . . . .	63
141	How do you feel about someone your age having one or two drinks of an alcoholic beverage nearly every day? . . . . .	64
142	On how many occasions have you had alcoholic beverages (beer, wine or hard liquor) to drink in your lifetime - more than just a few sips? . . . . .	64
143	On how many occasions have you drunk one of more drinks of an alcoholic beverage during the past 30 days? . . . . .	64
144	On how many occasions have you used marijuana (grass, pot) or hashish (hash, hash oil) in your lifetime? . . . . .	65
145	On how many occasions have you used marijuana (grass, pot) or hashish (hash, hash oil) during the past 30 days? . . . . .	65
146	On how many occasions have you used LSD or other psychedelics in your lifetime? . . . . .	65
147	On how many occasions have you used LSD or other psychedelics during the past 30 days? . . . . .	66
148	On how many occasions have you used cocaine or crack in your lifetime? . . . . .	66
149	On how many occasions have you used cocaine or crack during the past 30 days? . . . . .	66
150	On how many occasions have you sniffed glue, breathed the contents of an aerosol spray can, or inhaled other gases or sprays, in order to get high in your lifetime? . . . . .	67
151	On how many occasions have you sniffed glue, breathed the contents of an aerosol spray can, or inhaled other gases or sprays, in order to get high during the past 30 days? . . . . .	67
152	On how many occasions have you used Daztrex in your lifetime? . . . . .	68
153	On how many occasions have you used Daztrex during the past 30 days? . . . . .	68
154	On how many occasions have you used synthetic marijuana in your lifetime? . . . . .	68
155	On how many occasions have you used synthetic marijuana during the past 30 days? . . . . .	69
156	On how many occasions have you used methamphetamines (meth, speed, crank, crystal meth) in your lifetime? . . . . .	69

157	On how many occasions have you used methamphetamines (meth, speed, crank, crystal meth) in the past 30 days? . . . . .	69
158	On how many occasions have you used other chemical products (bath salts, plant food, etc.) in your lifetime? . . . . .	70
159	On how many occasions have you used other chemical products (bath salts, plant food, etc.) during the past 30 days? . . . . .	70
160	On how many occasions have you used heroin or other opiates in your lifetime? . . . . .	70
161	On how many occasions have you used heroin or other opiates during the past 30 days? . . . . .	71
162	On how many occasions have you used MDMA ('X', 'E', or ecstasy) in your lifetime? . . . . .	71
163	On how many occasions have you used MDMA ('X', 'E', or ecstasy) during the past 30 days? . . . . .	71
164	On how many occasions have you taken prescription drugs (such as Valium, Xanax, Ritalin, Adderall, OxyContin, Darvocet, or sleeping pills) not prescribed to you in your lifetime? . . . . .	72
165	On how many occasions have you taken prescription drugs (such as Valium, Xanax, Ritalin, Adderall, OxyContin, Darvocet, or sleeping pills) not prescribed to you during the past 30 days? . . . . .	72
166	On how many occasions have you taken non-prescription medicines such as diet pills (for example, Dietac, Dexatrim or Prolamine), stay-awake pills (for example No-Doz, Vivarin, or Wake), or cough or cold medicines (robos, DXM, etc.) to get high in your lifetime? . . . . .	73
167	On how many occasions have you taken non-prescription medicines such as diet pills (for example, Dietac, Dexatrim or Prolamine), stay-awake pills (for example No-Doz, Vivarin, or Wake), or cough or cold medicines (robos, DXM, etc.) to get high during the past 30 days? . . . . .	73
168	On how many occasions have you been drunk or very high from drinking alcoholic beverages during the past 30 days? . . . . .	74
169	On how many occasions have you drunk flavored alcoholic beverages, sometimes called 'alcopops' (like Mike's Hard Lemonade, Smirnoff Ice, Bacardi Breezers, etc.) in your lifetime? . . . . .	74
170	On how many occasions have you drunk flavored alcoholic beverages, sometimes called 'alcopops' (like Mike's Hard Lemonade, Smirnoff Ice, Bacardi Breezers, etc.) during the past 30 days? . . . . .	75
171	If you used prescription drugs or over the counter drugs without a doctor telling you to use it or for the purpose of getting high, where did you get these drugs? . . . . .	75
172	During the last month, about how many marijuana cigarettes, or the equivalent, did you smoke a day, on the average? . . . . .	76
173	How wrong do your friends feel it would be for YOU to: drink alcohol? . . . . .	76
174	How wrong do your friends feel it would be for YOU to: smoke tobacco? . . . . .	76

175	How wrong do your friends feel it would be for YOU to: smoke marijuana? . . . . .	77
176	How wrong do your friends feel it would be for YOU to: use prescription drugs not prescribed to you . . . . .	77
177	How wrong would most adults (over 21) in your neighborhood think it is for kids your age: to use marijuana? . . . . .	77
178	How wrong would most adults (over 21) in your neighborhood think it is for kids your age: to drink alcohol? . . . . .	78
179	How wrong would most adults (over 21) in your neighborhood think it is for kids your age: to smoke cigarettes? . . . . .	78
180	How much do each of the following statements describe your neighborhood? crime and/or drug selling . . . . .	78
181	How much do each of the following statements describe your neighborhood? fights . . . . .	79
182	How much do each of the following statements describe your neighborhood? lots of empty or abandoned buildings . . . . .	79
183	How much do each of the following statements describe your neighborhood? lots of graffiti . . . . .	79
184	I feel safe in my neighborhood. . . . .	80
185	If a kid smoked marijuana in your neighborhood would he or she be caught by the police? . . . . .	80
186	If a kid drank some beer, wine or hard liquor (for example, vodka, whiskey, or gin) in your neighborhood would he or she be caught by the police? . . . . .	80
187	If a kid carried a handgun in your neighborhood would he or she be caught by the police? . . . . .	81
188	If you wanted to get some cigarettes, how easy would it be for you to get some? . . . . .	81
189	If you wanted to get some beer, wine or hard liquor (for example, vodka, whiskey, or gin), how easy would it be for you to get some? . . . . .	81
190	If you wanted to get a drug like cocaine, LSD, or amphetamines, how easy would it be for you to get some? . . . . .	82
191	If you wanted to get a handgun, how easy would it be for you to get one? . . . . .	82
192	If you wanted to get some marijuana, how easy would it be for you to get some? . . . . .	82
193	If you wanted to get prescription drugs for the purpose of getting high, how easy would it be for you to get some? . . . . .	83
194	If you wanted to get synthetic marijuana such as K2 or chemical products such as bath salts to get high, how easy would it be for you to get some? . . . . .	83
195	If you wanted to get steroids to enhance athletic performance, how easy would it be for you to get some? . . . . .	83



196	During the past 12 months, have you participated in any alcohol prevention programs or seen any alcohol prevention messages in your school or community? Yes, a school-based program focused on preventing underage drinking and/or drinking and driving. . . .	84
197	During the past 12 months, have you participated in any alcohol prevention programs or seen any alcohol prevention messages in your school or community? Yes, a community-based program focused on preventing underage drinking and/or drinking and driving (for example, through your church or temple or through youth groups like Boys and Girls Club or 4-H). . . .	84
198	During the past 12 months, have you participated in any alcohol prevention programs or seen any alcohol prevention messages in your school or community? Yes, a media campaign addressing underage drinking and/or drinking and driving (for example, newspaper ads, posters, pamphlets, radio, TV). . . .	84
199	During the past 12 months, have you participated in any alcohol prevention programs or seen any alcohol prevention messages in your school or community? No . . . .	84
200	How wrong do your parents feel it would be for YOU to: drink beer, wine or hard liquor (for example, vodka, whiskey or gin) regularly? .	85
201	How wrong do your parents feel it would be for YOU to: smoke tobacco? . . . .	85
202	How wrong do your parents feel it would be for YOU to: smoke marijuana? . . . .	85
203	How wrong do your parents feel it would be for YOU to: use prescription drugs not prescribed to you? . . . .	86
204	How wrong do your parents feel it would be for YOU to: steal something worth more than \$5? . . . .	86
205	How wrong do your parents feel it would be for YOU to: draw graffiti, write things, or draw pictures on buildings or other property (without the owner's permission)? . . . .	86
206	How wrong do your parents feel it would be for YOU to: pick a fight with someone? . . . .	87
207	During the past 12 months, have you talked with at least one of your parents about the dangers of underage drinking and/or drinking and driving? By parents, we mean either your biological parents, adoptive parents, stepparents, or adult guardians - whether or not they live with you. . . .	87
208	The rules in my family are clear. . . .	87
209	People in my family often insult or yell at each other. . . .	88
210	When I am not at home, one of my parents knows where I am and who I am with. . . .	88
211	We argue about the same things in my family over and over. . . .	88

212	If you drank some beer or wine or liquor (for example, vodka, whiskey, or gin) without your parents' permission, would you be caught by your parents? . . . .	89
213	My family has clear rules about alcohol and drug use. . . .	89
214	If you carried a handgun without your parents' permission, would you be caught by your parents? . . . .	89
215	If you skipped school would you be caught by your parents? . . . .	90
216	My parents ask if I've gotten my homework done. . . .	90
217	People in my family have serious arguments. . . .	90
218	Would your parents know if you did not come home on time? . . . .	91
219	Have any of your brothers or sisters ever: drunk beer, wine or hard liquor (for example, vodka, whiskey or gin)? . . . .	91
220	Have any of your brothers or sisters ever: smoked marijuana? . . . .	91
221	Have any of your brothers or sisters ever: smoked cigarettes? . . . .	91
222	Have any of your brothers or sisters ever: taken a handgun to school? .	92
223	Have any of your brothers or sisters ever: been suspended or expelled from school? . . . .	92
224	Have you changed homes in the past year (the last 12 months)? . .	92
225	How many times have you changed homes since kindergarten? . . .	92
226	Have you changed schools (including changing from elementary to middle and middle to high school) in the past year? . . . .	93
227	How many times have you changed schools since kindergarten (including changing from elementary to middle and middle to high school)? . . . .	93
228	Has anyone in your family ever had severe alcohol or drug problems? .	93
229	About how many adults (over 21) have you known personally who in the past year have: used marijuana, crack, cocaine, or other drugs? .	94
230	About how many adults (over 21) have you known personally who in the past year have: sold or dealt drugs? . . . .	94
231	About how many adults (over 21) have you known personally who in the past year have: done other things that could get them in trouble with the police, like stealing, selling stolen goods, mugging or assaulting others, etc.? . . . .	94
232	About how many adults (over 21) have you known personally who in the past year have: gotten drunk or high? . . . .	95
233	Have you seen or heard information about underage drinking in the past 12 months from the following sources? Radio . . . .	95
234	Have you seen or heard information about underage drinking in the past 12 months from the following sources? TV. . . .	95
235	Have you seen or heard information about underage drinking in the past 12 months from the following sources? Print. This includes information on underage drinking you may have seen in the newspaper, on a billboard, in pamphlets, on stickers, etc. . . .	95



236	Have you seen or heard information about underage drinking in the past 12 months from the following sources? Website or social media? (Facebook, Myspace, website, etc.) . . . . .	96
237	The next questions ask about your opinions of the information you saw or heard. If you have seen or heard more than one ad, please think about your favorite ad when answering these questions. The information about underage drinking that I saw or heard was convincing. . . . .	96
238	The next questions ask about your opinions of the information you saw or heard. If you have seen or heard more than one ad, please think about your favorite ad when answering these questions. The information about underage drinking that I saw or heard grabbed my attention. . . . .	96
239	The next questions ask about your opinions of the information you saw or heard. If you have seen or heard more than one ad, please think about your favorite ad when answering these questions. The information about underage drinking that I saw or heard said something important to me. . . . .	97
240	The next questions ask about your opinions of the information you saw or heard. If you have seen or heard more than one ad, please think about your favorite ad when answering these questions. Seeing or hearing this information about underage drinking made me want to stop or decrease my drinking. . . . .	97
241	How honest were you in filling out this survey? . . . . .	97

## List of Figures

1	Grade Chart . . . . .	11
2	Gender Chart . . . . .	12
3	Age Chart . . . . .	13
4	Ethnic Origin Chart . . . . .	14

# 1 INTRODUCTION

This report was generated from data collected on the *2012 Arkansas Prevention Needs Assessment Student Survey*. This report contains basic frequency tables of all data collected and graphs on the selected demographic variables of grade, gender, age and ethnic origin. The graph on ethnic origin is represented as a bar chart rather than as a pie chart. This is because students were allowed to mark more than one response for ethnic origin as opposed to being allowed to mark only one response. The bars represent the percent of students who marked each of the ethnic categories.

Questions regarding the information found in this report can be directed to:

**Pride Surveys**

160 Vanderbilt Court  
Bowling Green, KY 42103  
1-800-279-6361  
[www.pridesurveys.com](http://www.pridesurveys.com)

# Grade Chart

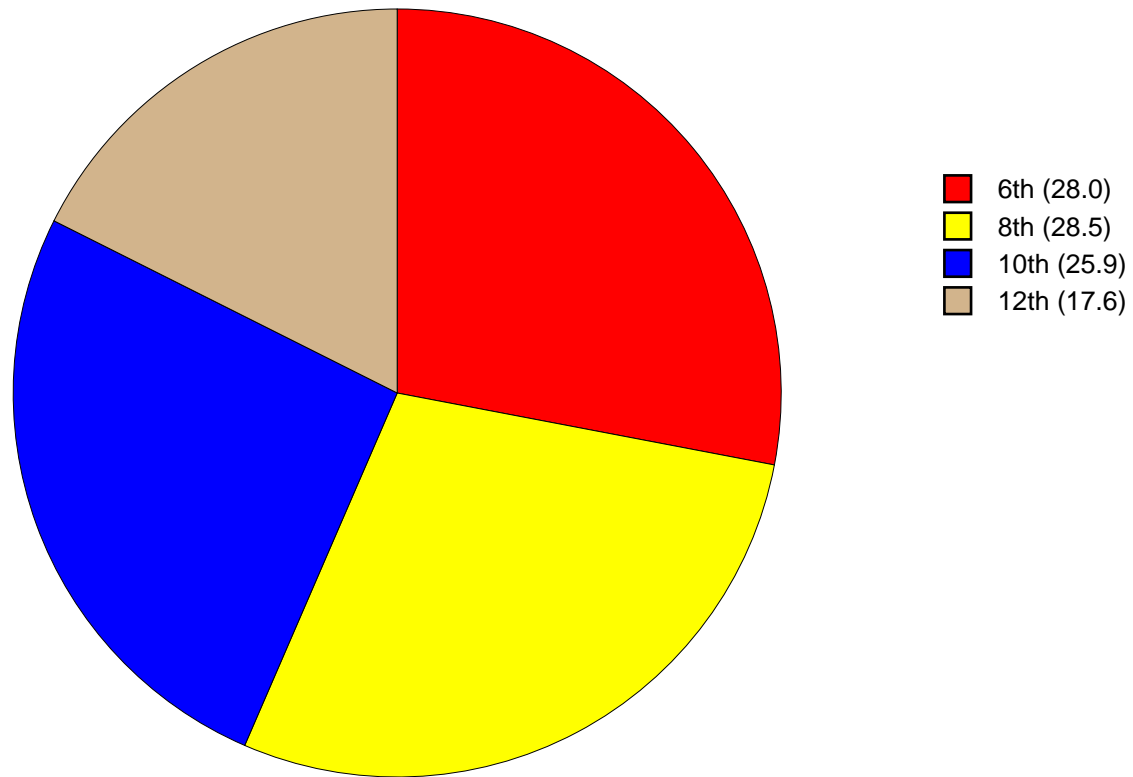


Figure 1: Grade Chart

## Gender Chart

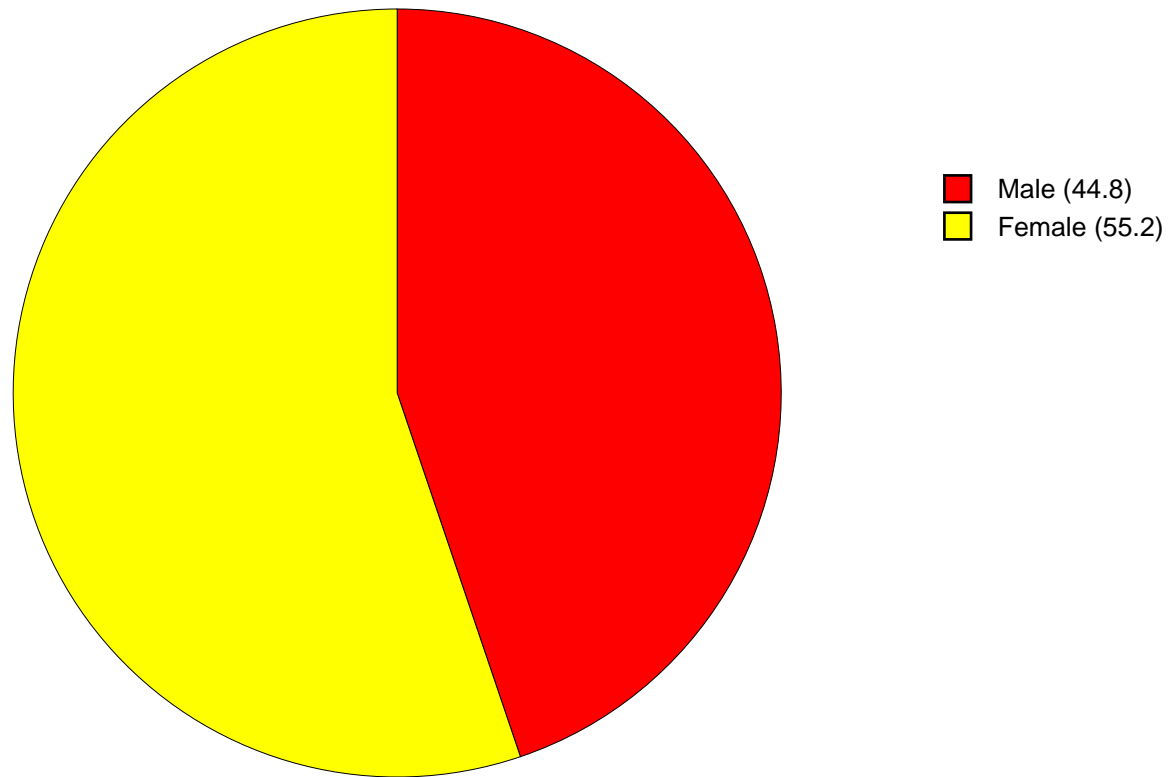


Figure 2: Gender Chart

# Age Chart

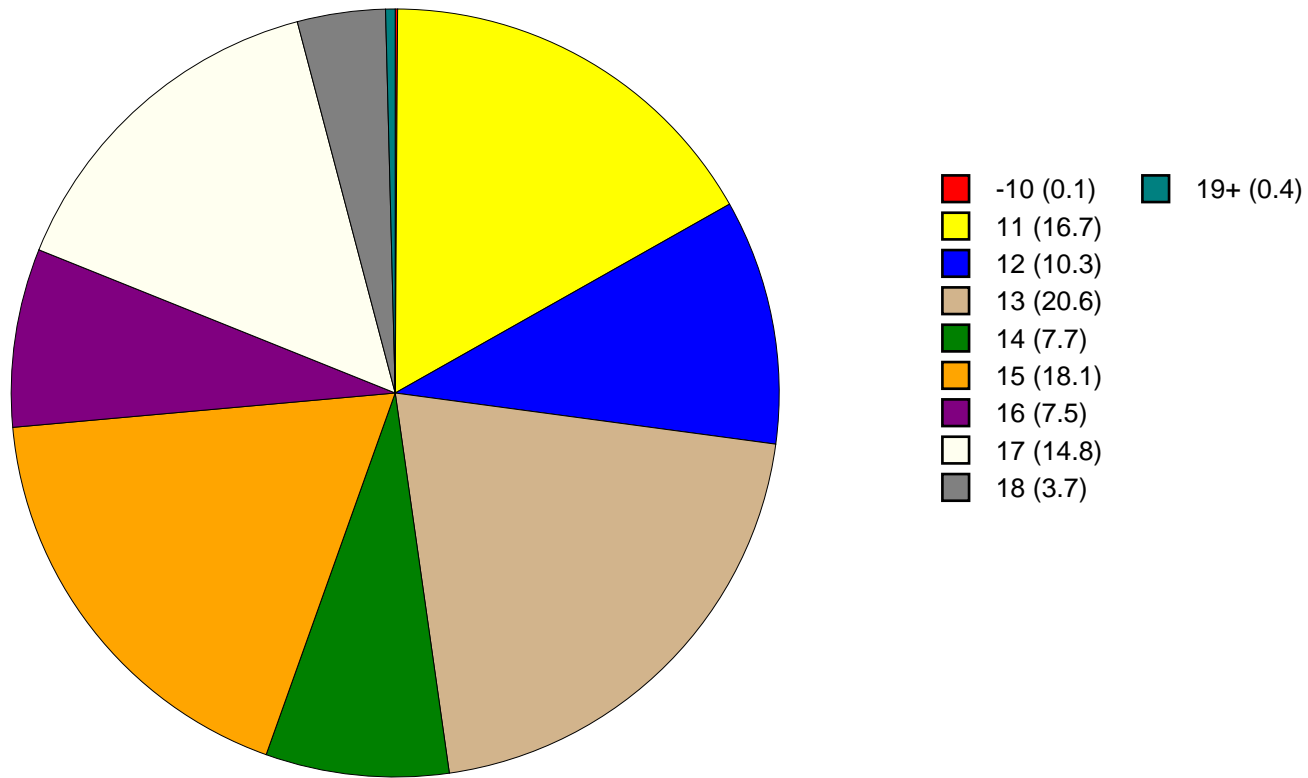


Figure 3: Age Chart

# Ethnic Origin Chart

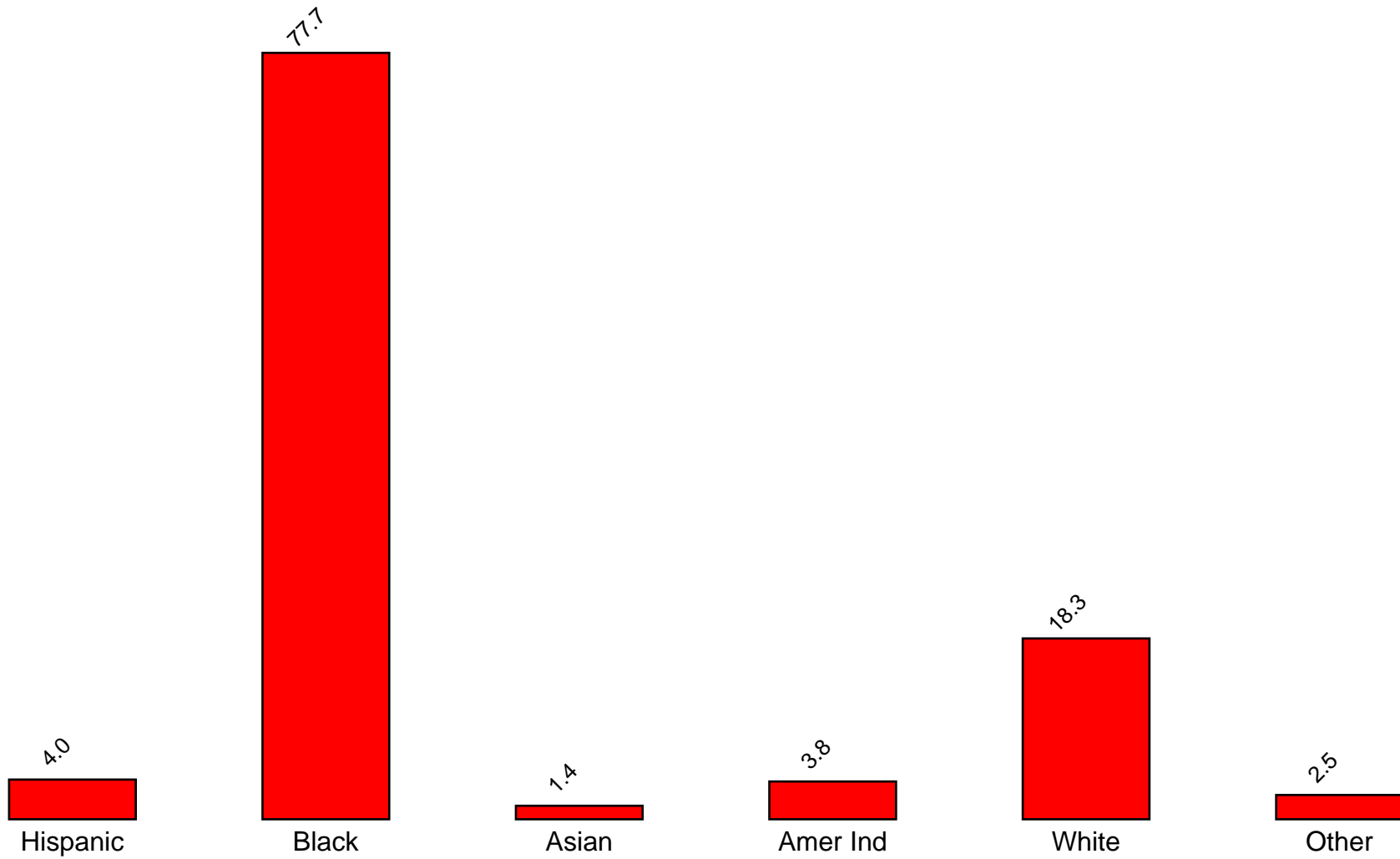


Figure 4: Ethnic Origin Chart

## 2 PERCENTAGE TABLES

The following tables contain frequency distribution detailing how your students responded to each question on the survey. The tables appear in the same order as the questions on the survey. The tables include breakdowns by grade level as well as overall percentages. The *N of Valid* row is a frequency count of the number of valid responses to each question for each grade and overall. The *N of Miss* row is a frequency count of the number of invalid (marked more than one response) or missing (i.e. did not respond) responses to each question for each grade and overall.

For the questions that allowed more than one response (i.e. race, live with, etc.) each response becomes a separate table. If a student did not mark the response, that was counted as a NO response, and if they did mark the response, that was counted as a YES response. Since a non response is a valid response for these questions, the *N of Miss* will always be zero for these questions.



Table 1: Sex



Response	6	8	10	12	Total	
Male	51.7	42.0	45.0	38.0	44.8	
Female	48.3	58.0	55.0	62.0	55.2	
N of Valid	205	205	189	129	728	
N of Miss	0	3	0	0	3	

Table 2: Age











Response	6	8	10	12	Total	
10 or younger	0.5	0.0	0.0	0.0	0.1	
11	59.8	0.0	0.0	0.0	16.7	
12	36.3	0.5	0.0	0.0	10.3	
13	3.4	68.8	0.0	0.0	20.6	
14	0.0	26.9	0.0	0.0	7.7	
15	0.0	3.4	66.5	0.0	18.1	
16	0.0	0.5	28.2	0.8	7.5	
17	0.0	0.0	5.3	76.0	14.8	
18	0.0	0.0	0.0	20.9	3.7	
19 or older	0.0	0.0	0.0	2.3	0.4	
N of Valid	204	208	188	129	729	
N of Miss	1	0	1	0	2	

Table 3: Are you Hispanic or Latino?



Response	6	8	10	12	Total	
No	95.2	93.4	98.9	96.9	96.0	
Yes	4.8	6.6	1.1	3.1	4.0	
N of Valid	188	198	183	127	696	
N of Miss	17	10	6	2	35	

Table 4: What is your race? Black or African American



Response	6	8	10	12	Total	
No	22.9	26.4	18.0	20.9	22.3	
Yes	77.1	73.6	82.0	79.1	77.7	
N of Valid	205	208	189	129	731	
N of Miss	0	0	0	0	0	

Table 5: What is your race? Asian



Response	6	8	10	12	Total	
No	98.5	98.1	99.5	98.4	98.6	
Yes	1.5	1.9	0.5	1.6	1.4	
N of Valid	205	208	189	129	731	
N of Miss	0	0	0	0	0	

Table 6: What is your race? American Indian



Response	6	8	10	12	Total	
No	97.1	92.8	97.4	98.4	96.2	
Yes	2.9	7.2	2.6	1.6	3.8	
N of Valid	205	208	189	129	731	
N of Miss	0	0	0	0	0	

Table 7: What is your race? Alaska Native


Response	6	8	10	12	Total	
No	100.0	100.0	100.0	100.0	100.0	
Yes	0.0	0.0	0.0	0.0	0.0	
N of Valid	205	208	189	129	731	
N of Miss	0	0	0	0	0	

Table 8: What is your race? White



Response	6	8	10	12	Total	
No	80.5	79.8	85.2	81.4	81.7	
Yes	19.5	20.2	14.8	18.6	18.3	
N of Valid	205	208	189	129	731	
N of Miss	0	0	0	0	0	

Table 9: What is your race? Native Hawaiian or Other Pacific Islander


Response	6	8	10	12	Total	
No	100.0	100.0	100.0	100.0	100.0	
Yes	0.0	0.0	0.0	0.0	0.0	
N of Valid	205	208	189	129	731	
N of Miss	0	0	0	0	0	

Table 10: What is your race? Other



Response	6	8	10	12	Total	
No	96.1	96.6	98.4	100.0	97.5	
Yes	3.9	3.4	1.6	0.0	2.5	
N of Valid	205	208	189	129	731	
N of Miss	0	0	0	0	0	

Table 11: What is the highest level of schooling completed by your mother or father?









Response	6	8	10	12	Total	
Completed grade school or less	4.2	2.0	1.1	4.0	2.7	
Some high school	4.2	8.0	8.9	15.1	8.5	
Completed high school	10.4	10.0	19.6	11.1	12.8	
Some college	12.5	14.5	21.8	30.2	18.7	
Completed college	31.2	28.0	27.4	27.0	28.6	
Graduate or professional school after college	12.0	15.5	5.6	4.0	9.9	
Don't know	25.0	20.5	12.8	7.1	17.4	
Does not apply	0.5	1.5	2.8	1.6	1.6	
N of Valid	192	200	179	126	697	
N of Miss	13	8	10	3	34	

Table 12: Think of where you live most of the time. Which of the following people live there with you? Mother



Response	6	8	10	12	Total	
No	15.6	14.9	18.0	24.8	17.6	
Yes	84.4	85.1	82.0	75.2	82.4	
N of Valid	205	208	189	129	731	
N of Miss	0	0	0	0	0	

Table 13: Think of where you live most of the time. Which of the following people live there with you? Stepmother



Response	6	8	10	12	Total	
No	95.1	96.2	96.3	96.1	95.9	
Yes	4.9	3.8	3.7	3.9	4.1	
N of Valid	205	208	189	129	731	
N of Miss	0	0	0	0	0	

Table 14: Think of where you live most of the time. Which of the following people live there with you? Foster Mother



Response	6	8	10	12	Total	
No	99.0	99.5	98.4	99.2	99.0	
Yes	1.0	0.5	1.6	0.8	1.0	
N of Valid	205	208	189	129	731	
N of Miss	0	0	0	0	0	

Table 15: Think of where you live most of the time. Which of the following people live there with you? Grandmother



Response	6	8	10	12	Total	
No	81.5	80.8	84.1	82.9	82.2	
Yes	18.5	19.2	15.9	17.1	17.8	
N of Valid	205	208	189	129	731	
N of Miss	0	0	0	0	0	

Table 16: Think of where you live most of the time. Which of the following people live there with you? Aunt



Response	6	8	10	12	Total	
No	92.7	95.7	94.7	88.4	93.3	
Yes	7.3	4.3	5.3	11.6	6.7	
N of Valid	205	208	189	129	731	
N of Miss	0	0	0	0	0	

Table 17: Think of where you live most of the time. Which of the following people live there with you? Father



Response	6	8	10	12	Total	
No	62.4	64.4	74.6	65.9	66.8	
Yes	37.6	35.6	25.4	34.1	33.2	
N of Valid	205	208	189	129	731	
N of Miss	0	0	0	0	0	

Table 18: Think of where you live most of the time. Which of the following people live there with you? Stepfather



Response	6	8	10	12	Total	
No	83.9	87.0	83.1	84.5	84.7	
Yes	16.1	13.0	16.9	15.5	15.3	
N of Valid	205	208	189	129	731	
N of Miss	0	0	0	0	0	

Table 19: Think of where you live most of the time. Which of the following people live there with you? Foster Father



Response	6	8	10	12	Total	
No	99.0	99.5	99.5	99.2	99.3	
Yes	1.0	0.5	0.5	0.8	0.7	
N of Valid	205	208	189	129	731	
N of Miss	0	0	0	0	0	

Table 20: Think of where you live most of the time. Which of the following people live there with you? Grandfather



Response	6	8	10	12	Total	
No	92.2	96.2	93.7	94.6	94.1	
Yes	7.8	3.8	6.3	5.4	5.9	
N of Valid	205	208	189	129	731	
N of Miss	0	0	0	0	0	

Table 21: Think of where you live most of the time. Which of the following people live there with you? Uncle



Response	6	8	10	12	Total	
No	92.2	93.8	95.2	96.9	94.3	
Yes	7.8	6.2	4.8	3.1	5.7	
N of Valid	205	208	189	129	731	
N of Miss	0	0	0	0	0	

Table 22: Think of where you live most of the time. Which of the following people live there with you? Other Adults

Response	6	8	10	12	Total	
No	98.0	99.5	97.4	97.7	98.2	
Yes	2.0	0.5	2.6	2.3	1.8	
N of Valid	205	208	189	129	731	
N of Miss	0	0	0	0	0	

Table 23: Think of where you live most of the time. Which of the following people live there with you? Brother(s)

Response	6	8	10	12	Total	
No	46.3	52.9	55.0	59.7	52.8	
Yes	53.7	47.1	45.0	40.3	47.2	
N of Valid	205	208	189	129	731	
N of Miss	0	0	0	0	0	

Table 24: Think of where you live most of the time. Which of the following people live there with you? Stepbrother(s)

Response	6	8	10	12	Total	
No	96.6	96.6	96.3	100.0	97.1	
Yes	3.4	3.4	3.7	0.0	2.9	
N of Valid	205	208	189	129	731	
N of Miss	0	0	0	0	0	

Table 25: Think of where you live most of the time. Which of the following people live there with you? Sister(s)

Response	6	8	10	12	Total	
No	56.6	59.1	63.0	65.1	60.5	
Yes	43.4	40.9	37.0	34.9	39.5	
N of Valid	205	208	189	129	731	
N of Miss	0	0	0	0	0	



Table 26: Think of where you live most of the time. Which of the following people live there with you? Stepsister(s)

Response	6	8	10	12	Total	
No	96.1	95.2	97.4	96.9	96.3	
Yes	3.9	4.8	2.6	3.1	3.7	
N of Valid	205	208	189	129	731	
N of Miss	0	0	0	0	0	

Table 27: Think of where you live most of the time. Which of the following people live there with you? Other Children

Response	6	8	10	12	Total	
No	93.7	95.7	92.6	92.2	93.7	
Yes	6.3	4.3	7.4	7.8	6.3	
N of Valid	205	208	189	129	731	
N of Miss	0	0	0	0	0	

Table 28: In my school, students have lots of chances to help decide things like class activities and rules.

Response	6	8	10	12	Total	
NO!	25.4	40.5	32.6	33.3	33.0	
no	31.0	28.0	31.0	32.5	30.4	
yes	29.4	24.0	31.6	28.6	28.3	
YES!	14.2	7.5	4.8	5.6	8.3	
N of Valid	197	200	187	126	710	
N of Miss	8	8	2	3	21	

Table 29: Teachers ask me to work on special classroom projects.

Response	6	8	10	12	Total	
NO!	15.3	19.5	17.2	7.9	15.7	
no	32.1	31.5	40.9	38.6	35.4	
yes	40.3	35.0	33.9	48.0	38.5	
YES!	12.2	14.0	8.1	5.5	10.4	
N of Valid	196	200	186	127	709	
N of Miss	9	8	3	2	22	

Table 30: My teacher(s) notices when I am doing a good job and lets me know about it.

Response	6	8	10	12	Total	
NO!	4.5	9.6	10.8	9.4	8.4	
no	7.5	8.6	18.8	17.3	12.5	
yes	42.3	46.0	43.0	52.0	45.2	
YES!	45.8	35.9	27.4	21.3	33.8	
N of Valid	201	198	186	127	712	
N of Miss	4	10	3	2	19	

Table 31: There are lots of chances for students in my school to get involved in sports, clubs, and other school activities outside of class.

Response	6	8	10	12	Total	
NO!	12.1	10.9	7.1	7.9	9.7	
no	11.6	12.4	12.5	18.1	13.2	
yes	43.9	39.8	40.8	48.8	42.8	
YES!	32.3	36.8	39.7	25.2	34.2	
N of Valid	198	201	184	127	710	
N of Miss	7	7	5	2	21	

Table 32: There are lots of chances for students in my school to talk with a teacher one-on-one.

Response	6	8	10	12	Total	
NO!	11.2	13.1	10.3	7.1	10.8	
no	15.3	16.2	21.6	23.6	18.7	
yes	41.8	43.9	44.3	52.8	45.0	
YES!	31.6	26.8	23.8	16.5	25.5	
N of Valid	196	198	185	127	706	
N of Miss	9	10	4	2	25	

Table 33: I feel safe at my school.

Response	6	8	10	12	Total	
NO!	5.5	17.1	15.3	16.8	13.3	
no	11.0	14.1	19.1	21.6	15.8	
yes	44.0	45.2	52.5	48.8	47.4	
YES!	39.5	23.6	13.1	12.8	23.5	
N of Valid	200	199	183	125	707	
N of Miss	5	9	6	4	24	

Table 34: The school lets my parents know when I have done something well.

Response	6	8	10	12	Total	
NO!	12.1	23.2	28.4	31.0	22.8	
no	17.6	30.3	39.9	36.5	30.3	
yes	38.7	29.3	24.0	25.4	29.9	
YES!	31.7	17.2	7.7	7.1	17.0	
N of Valid	199	198	183	126	706	
N of Miss	6	10	6	3	25	

Table 35: My teachers praise me when I work hard in school.

Response	6	8	10	12	Total	
NO!	11.3	16.2	13.9	19.2	14.8	
no	13.9	28.9	31.1	23.2	24.3	
yes	42.3	36.0	43.9	46.4	41.7	
YES!	32.5	18.8	11.1	11.2	19.3	
N of Valid	194	197	180	125	696	
N of Miss	11	11	9	4	35	

Table 36: Are your school grades better than the grades of most students in your class?


Response	6	8	10	12	Total	
NO!	8.5	7.1	4.9	4.8	6.5	
no	29.6	21.2	20.7	18.3	22.9	
yes	33.2	42.9	52.7	54.8	44.8	
YES!	28.6	28.8	21.7	22.2	25.7	
N of Valid	199	198	184	126	707	
N of Miss	6	10	5	3	24	

Table 37: I have lots of chances to be part of class discussions or activities.


Response	6	8	10	12	Total	
NO!	9.0	7.1	7.0	7.9	7.8	
no	12.0	13.7	16.2	15.0	14.1	
yes	40.5	47.7	55.7	56.7	49.4	
YES!	38.5	31.5	21.1	20.5	28.8	
N of Valid	200	197	185	127	709	
N of Miss	5	11	4	2	22	

Table 38: Now thinking back over the past year in school, how often did you: enjoy being in school?

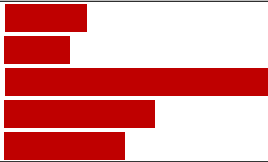
Response	6	8	10	12	Total	
Never	8.5	9.6	11.8	15.0	10.8	
Seldom	5.0	4.6	10.7	15.0	8.2	
Sometimes	34.5	46.7	43.9	40.9	41.5	
Often	22.0	22.8	23.0	20.5	22.2	
Almost always	30.0	16.2	10.7	8.7	17.3	
N of Valid	200	197	187	127	711	
N of Miss	5	11	2	2	20	

Table 39: Now thinking back over the past year in school, how often did you: hate being in school?

Response	6	8	10	12	Total	
Never	30.8	15.9	10.2	12.7	18.0	
Seldom	15.7	20.0	23.5	17.5	19.3	
Sometimes	33.8	36.9	32.1	33.3	34.1	
Often	11.1	12.3	19.8	19.8	15.3	
Almost always	8.6	14.9	14.4	16.7	13.3	
N of Valid	198	195	187	126	706	
N of Miss	7	13	2	3	25	

Table 40: Now thinking back over the past year in school, how often did you: try to do your best work in school?

Response	6	8	10	12	Total	
Never	1.5	0.5	0.5	2.4	1.1	
Seldom	0.5	2.1	1.6	1.6	1.4	
Sometimes	6.0	8.7	13.4	9.5	9.3	
Often	16.0	19.5	28.0	30.2	22.6	
Almost always	76.0	69.2	56.5	56.3	65.5	
N of Valid	200	195	186	126	707	
N of Miss	5	13	3	3	24	

Table 41: How often do you feel that the school work you are assigned is meaningful and important?

Response	6	8	10	12	Total	
Never	5.1	8.7	8.6	9.5	7.8	
Seldom	4.1	11.8	13.0	16.7	10.8	
Sometimes	14.2	28.7	36.2	30.2	26.9	
Often	28.9	26.2	20.5	26.2	25.5	
Almost always	47.7	24.6	21.6	17.5	29.0	
N of Valid	197	195	185	126	703	
N of Miss	8	13	4	3	28	

Table 42: Putting them all together, what were your grades like last year?

Response	6	8	10	12	Total	
Mostly F's	3.7	2.1	1.1	0.8	2.0	
Mostly D's	1.1	3.1	2.7	1.6	2.2	
Mostly C's	21.8	26.2	30.8	23.6	25.7	
Mostly B's	37.2	30.4	42.3	43.9	37.9	
Mostly A's	36.2	38.2	23.1	30.1	32.2	
N of Valid	188	191	182	123	684	
N of Miss	17	17	7	6	47	

Table 43: How important do you think the things you are learning in school are going to be for your later life?

Response	6	8	10	12	Total	
Very important	74.0	56.4	39.8	34.4	53.2	
Quite important	13.2	21.0	19.4	22.4	18.6	
Fairly important	6.4	12.8	23.1	27.2	16.2	
Slightly important	3.9	6.2	14.5	12.0	8.7	
Not at all important	2.5	3.6	3.2	4.0	3.2	
N of Valid	204	195	186	125	710	
N of Miss	1	13	3	4	21	

Table 44: How interesting are most of your courses to you?

Response	6	8	10	12	Total	
Very interesting and stimulating	35.9	21.4	13.6	11.9	21.7	
Quite interesting	34.8	21.9	20.1	28.6	26.2	
Fairly interesting	15.2	34.8	33.7	34.1	28.9	
Slightly dull	8.6	14.4	23.4	15.9	15.4	
Very dull	5.6	7.5	9.2	9.5	7.8	
N of Valid	198	201	184	126	709	
N of Miss	7	7	5	3	22	

Table 45: During the LAST FOUR WEEKS how many whole days of school have you missed because you skipped or 'cut'?








Response	6	8	10	12	Total	
None	69.8	74.5	80.2	66.4	73.2	
1	8.8	8.5	5.3	12.0	8.4	
2	7.8	5.5	2.7	4.0	5.2	
3	5.4	4.0	3.7	8.0	5.0	
04/05/13	6.3	3.0	3.7	5.6	4.6	
06/10/13	1.5	1.5	3.2	3.2	2.2	
11 or more	0.5	3.0	1.1	0.8	1.4	
N of Valid	205	200	187	125	717	
N of Miss	0	8	2	4	14	

Table 46: What are the chances you would be seen as cool if you: smoked cigarettes?






Response	6	8	10	12	Total	
No or very little chance	86.1	69.5	73.7	71.2	75.5	
Little chance	6.2	11.1	11.8	11.2	9.9	
Some chance	3.1	6.8	3.8	8.8	5.3	
Pretty good chance	1.0	7.9	5.9	4.0	4.7	
Very good chance	3.6	4.7	4.8	4.8	4.5	
N of Valid	194	190	186	125	695	
N of Miss	11	18	3	4	36	

Table 47: What are the chances you would be seen as cool if you: worked hard at school?






Response	6	8	10	12	Total	
No or very little chance	5.5	12.0	7.6	12.8	9.1	
Little chance	2.0	8.9	11.4	14.4	8.5	
Some chance	9.0	15.1	23.8	16.0	15.8	
Pretty good chance	18.5	19.3	25.9	19.2	20.8	
Very good chance	65.0	44.8	31.4	37.6	45.7	
N of Valid	200	192	185	125	702	
N of Miss	5	16	4	4	29	



Table 48: What are the chances you would be seen as cool if you: began drinking alcoholic beverages regularly, that is, at least once or twice a month?






Response	6	8	10	12	Total	
No or very little chance	89.7	64.2	48.1	52.4	64.9	
Little chance	5.2	13.0	15.7	9.7	10.9	
Some chance	1.5	8.3	15.7	12.9	9.2	
Pretty good chance	0.5	6.7	11.4	12.1	7.2	
Very good chance	3.1	7.8	9.2	12.9	7.8	
N of Valid	194	193	185	124	696	
N of Miss	11	15	4	5	35	

Table 49: What are the chances you would be seen as cool if you: defended someone who was being verbally abused at school?






Response	6	8	10	12	Total	
No or very little chance	28.9	22.0	19.6	20.2	22.9	
Little chance	9.8	8.9	17.9	16.1	12.8	
Some chance	11.3	16.8	21.7	32.3	19.3	
Pretty good chance	14.9	20.9	28.3	21.0	21.2	
Very good chance	35.1	31.4	12.5	10.5	23.7	
N of Valid	194	191	184	124	693	
N of Miss	11	17	5	5	38	

Table 50: What are the chances you would be seen as cool if you: smoked marijuana?






Response	6	8	10	12	Total	
No or very little chance	90.3	64.9	47.8	56.8	66.1	
Little chance	2.6	6.8	11.4	8.0	7.0	
Some chance	2.6	6.8	12.5	8.0	7.3	
Pretty good chance	0.0	5.2	7.6	8.0	4.9	
Very good chance	4.6	16.2	20.7	19.2	14.7	
N of Valid	196	191	184	125	696	
N of Miss	9	17	5	4	35	

Table 51: What are the chances you would be seen as cool if you: carried a handgun?






Response	6	8	10	12	Total	
No or very little chance	82.6	64.1	53.0	62.9	66.1	
Little chance	4.6	10.4	10.3	8.1	8.3	
Some chance	4.1	5.7	10.8	10.5	7.5	
Pretty good chance	1.5	3.6	8.6	4.0	4.5	
Very good chance	7.2	16.1	17.3	14.5	13.6	
N of Valid	195	192	185	124	696	
N of Miss	10	16	4	5	35	

Table 52: Think of your four best friends (the friends you feel closest to). In the past year (12 months), how many of your best friends have: participated in clubs, organizations or activities at school?






Response	6	8	10	12	Total	
0	17.0	17.7	17.1	24.8	18.7	
1	14.9	12.4	14.4	20.8	15.2	
2	13.9	14.0	16.0	19.2	15.5	
3	10.3	15.6	19.3	6.4	13.4	
4	43.8	40.3	33.1	28.8	37.3	
N of Valid	194	186	181	125	686	
N of Miss	11	22	8	4	45	

Table 53: Think of your four best friends (the friends you feel closest to). In the past year (12 months), how many of your best friends have: smoked cigarettes?






Response	6	8	10	12	Total	
0	90.8	79.7	69.6	63.5	77.2	
1	5.1	8.6	12.7	14.3	9.7	
2	1.5	5.3	8.3	8.7	5.7	
3	1.0	2.7	3.9	4.8	2.9	
4	1.5	3.7	5.5	8.7	4.5	
N of Valid	196	187	181	126	690	
N of Miss	9	21	8	3	41	

Table 54: Think of your four best friends (the friends you feel closest to). In the past year (12 months), how many of your best friends have: tried beer, wine or hard liquor (for example, vodka, whiskey, or gin) when their parents didn't know about it?






Response	6	8	10	12	Total	
0	88.6	56.8	39.0	36.0	57.2	
1	4.1	14.1	14.3	17.6	12.0	
2	3.6	10.8	12.6	11.2	9.3	
3	1.6	5.9	11.5	8.0	6.6	
4	2.1	12.4	22.5	27.2	14.9	
N of Valid	193	185	182	125	685	
N of Miss	12	23	7	4	46	

Table 55: Think of your four best friends (the friends you feel closest to). In the past year (12 months), how many of your best friends have: made a commitment to stay drug-free?






Response	6	8	10	12	Total	
0	14.9	25.4	39.8	41.6	29.2	
1	4.6	9.5	12.7	16.8	10.3	
2	6.2	5.3	5.5	12.0	6.8	
3	6.2	7.9	11.6	4.0	7.7	
4	68.0	51.9	30.4	25.6	46.0	
N of Valid	194	189	181	125	689	
N of Miss	11	19	8	4	42	

Table 56: Think of your four best friends (the friends you feel closest to). In the past year (12 months), how many of your best friends have: used marijuana?






Response	6	8	10	12	Total	
0	95.9	74.7	50.6	49.6	69.9	
1	1.5	8.8	14.0	16.8	9.6	
2	0.5	7.1	9.0	12.8	6.8	
3	1.0	1.1	5.6	8.0	3.5	
4	1.0	8.2	20.8	12.8	10.3	
N of Valid	195	182	178	125	680	
N of Miss	10	26	11	4	51	

Table 57: Think of your four best friends (the friends you feel closest to). In the past year (12 months), how many of your best friends have: used prescription drugs or non-prescription drugs for the purposes of getting high?






Response	6	8	10	12	Total	
0	93.8	78.5	70.4	69.0	78.9	
1	3.1	9.1	8.9	11.9	7.9	
2	1.0	7.0	8.9	9.5	6.3	
3	0.5	2.2	4.5	4.8	2.8	
4	1.6	3.2	7.3	4.8	4.1	
N of Valid	193	186	179	126	684	
N of Miss	12	22	10	3	47	

Table 58: Think of your four best friends (the friends you feel closest to). In the past year (12 months), how many of your best friends have: used synthetic marijuana (K2, spice) or bath salts?






Response	6	8	10	12	Total	
0	97.4	92.4	91.6	88.9	93.0	
1	1.0	2.7	3.4	5.6	2.9	
2	0.5	2.7	1.7	1.6	1.6	
3	0.0	0.0	1.7	2.4	0.9	
4	1.0	2.2	1.7	1.6	1.6	
N of Valid	195	184	179	126	684	
N of Miss	10	24	10	3	47	

Table 59: Think of your four best friends (the friends you feel closest to). In the past year (12 months), how many of your best friends have: used LSD, cocaine, amphetamines, or other illegal drugs?






Response	6	8	10	12	Total	
0	96.8	93.4	90.5	90.4	93.1	
1	2.1	2.2	3.9	6.4	3.4	
2	0.0	1.1	2.8	2.4	1.5	
3	0.0	1.6	0.6	0.0	0.6	
4	1.1	1.6	2.2	0.8	1.5	
N of Valid	190	183	179	125	677	
N of Miss	15	25	10	4	54	

Table 60: Think of your four best friends (the friends you feel closest to). In the past year (12 months), how many of your best friends have: tried to do well in school?

Response	6	8	10	12	Total	
0	3.6	4.8	3.9	12.1	5.6	
1	3.1	2.7	8.4	8.1	5.3	
2	6.7	11.7	9.5	16.9	10.7	
3	11.9	13.3	13.4	12.9	12.9	
4	74.6	67.6	64.8	50.0	65.6	
N of Valid	193	188	179	124	684	
N of Miss	12	20	10	5	47	

Table 61: Think of your four best friends (the friends you feel closest to). In the past year (12 months), how many of your best friends have: been suspended from school?

Response	6	8	10	12	Total	
0	37.1	31.2	35.0	47.2	36.8	
1	23.2	20.1	21.1	19.2	21.1	
2	16.5	16.9	13.9	10.4	14.8	
3	6.2	11.6	10.6	7.2	9.0	
4	17.0	20.1	19.4	16.0	18.3	
N of Valid	194	189	180	125	688	
N of Miss	11	19	9	4	43	

Table 62: Think of your four best friends (the friends you feel closest to). In the past year (12 months), how many of your best friends have: liked school?

Response	6	8	10	12	Total	
0	17.9	27.2	31.8	39.2	27.9	
1	10.7	7.3	14.5	8.8	10.4	
2	9.2	20.4	15.1	24.8	16.6	
3	12.2	14.7	11.2	8.0	11.9	
4	50.0	30.4	27.4	19.2	33.1	
N of Valid	196	191	179	125	691	
N of Miss	9	17	10	4	40	

Table 63: Think of your four best friends (the friends you feel closest to). In the past year (12 months), how many of your best friends have: carried a handgun?






Response	6	8	10	12	Total	
0	91.8	87.2	79.4	81.7	85.5	
1	4.6	5.9	7.2	8.7	6.4	
2	2.0	3.2	3.3	2.4	2.8	
3	0.5	0.0	4.4	0.8	1.5	
4	1.0	3.7	5.6	6.3	3.9	
N of Valid	196	187	180	126	689	
N of Miss	9	21	9	3	42	

Table 64: Think of your four best friends (the friends you feel closest to). In the past year (12 months), how many of your best friends have: sold illegal drugs?






Response	6	8	10	12	Total	
0	96.9	87.8	83.7	76.6	87.3	
1	1.5	4.8	9.0	10.5	6.0	
2	0.5	3.2	3.4	6.5	3.1	
3	0.5	0.5	2.8	0.8	1.2	
4	0.5	3.7	1.1	5.6	2.5	
N of Valid	196	188	178	124	686	
N of Miss	9	20	11	5	45	

Table 65: Think of your four best friends (the friends you feel closest to). In the past year (12 months), how many of your best friends have: regularly attended religious services?






Response	6	8	10	12	Total	
0	41.8	28.5	27.8	29.0	32.0	
1	7.1	10.8	17.2	21.8	13.5	
2	9.8	10.8	17.8	16.1	13.4	
3	8.2	17.7	12.8	8.1	12.0	
4	33.2	32.3	24.4	25.0	29.1	
N of Valid	184	186	180	124	674	
N of Miss	21	22	9	5	57	

Table 66: Think of your four best friends (the friends you feel closest to). In the past year (12 months), how many of your best friends have: stolen or tried to steal a motor vehicle such as a car or motorcycle?






Response	6	8	10	12	Total	
0	94.9	96.8	87.7	86.5	92.0	
1	2.0	1.1	6.1	4.8	3.3	
2	1.5	0.5	4.5	5.6	2.8	
3	0.0	0.5	0.6	1.6	0.6	
4	1.5	1.1	1.1	1.6	1.3	
N of Valid	196	187	179	126	688	
N of Miss	9	21	10	3	43	

Table 67: Think of your four best friends (the friends you feel closest to). In the past year (12 months), how many of your best friends have: been arrested?






Response	6	8	10	12	Total	
0	88.9	84.0	73.6	69.8	80.1	
1	8.6	9.1	13.5	14.3	11.0	
2	1.5	2.1	4.5	10.3	4.1	
3	0.0	1.1	4.5	1.6	1.7	
4	1.0	3.7	3.9	4.0	3.0	
N of Valid	198	187	178	126	689	
N of Miss	7	21	11	3	42	

Table 68: Think of your four best friends (the friends you feel closest to). In the past year (12 months), how many of your best friends have: dropped out of school?






Response	6	8	10	12	Total	
0	91.4	96.2	91.5	75.4	89.8	
1	6.1	1.6	4.5	15.9	6.3	
2	1.0	1.1	0.6	4.0	1.5	
3	1.0	0.0	0.6	1.6	0.7	
4	0.5	1.1	2.8	3.2	1.7	
N of Valid	197	186	177	126	686	
N of Miss	8	22	12	3	45	



Table 69: Think of your four best friends (the friends you feel closest to). In the past year (12 months), how many of your best friends have: been members of a gang?






Response	6	8	10	12	Total	
0	87.2	71.8	65.9	71.4	74.6	
1	6.1	9.6	10.6	9.5	8.9	
2	1.5	4.3	9.5	6.3	5.2	
3	1.0	1.6	2.8	6.3	2.6	
4	4.1	12.8	11.2	6.3	8.7	
N of Valid	196	188	179	126	689	
N of Miss	9	20	10	3	42	

Table 70: How old were you when you first: smoked marijuana?










Response	6	8	10	12	Total	
Never	98.0	86.1	71.9	63.2	81.7	
10 or younger	0.5	1.6	0.6	4.0	1.4	
11	1.0	2.7	2.2	2.4	2.0	
12	0.5	3.7	3.4	2.4	2.5	
13	0.0	3.2	7.3	7.2	4.1	
14	0.0	1.6	6.7	1.6	2.5	
15	0.0	0.5	7.3	4.8	2.9	
16	0.0	0.0	0.6	8.8	1.7	
17 or older	0.0	0.5	0.0	5.6	1.2	
N of Valid	200	187	178	125	690	
N of Miss	5	21	11	4	41	

Table 71: How old were you when you first: smoked a cigarette, even just a puff?










Response	6	8	10	12	Total	
Never	89.4	77.2	65.2	65.6	75.5	
10 or younger	7.0	10.3	10.5	11.2	9.6	
11	3.5	4.9	6.1	6.4	5.1	
12	0.0	3.8	1.7	2.4	1.9	
13	0.0	3.3	5.0	2.4	2.6	
14	0.0	0.5	4.4	3.2	1.9	
15	0.0	0.0	6.1	1.6	1.9	
16	0.0	0.0	0.6	4.0	0.9	
17 or older	0.0	0.0	0.6	3.2	0.7	
N of Valid	199	184	181	125	689	
N of Miss	6	24	8	4	42	

Table 72: How old were you when you first: had more than a sip or two of beer, wine or hard liquor (for example, vodka, whiskey, or gin)?










Response	6	8	10	12	Total	
Never	82.5	54.6	31.3	42.3	54.3	
10 or younger	11.0	14.6	10.4	10.6	11.7	
11	5.0	8.1	6.6	1.6	5.7	
12	1.5	9.7	9.3	3.3	6.1	
13	0.0	11.9	11.0	7.3	7.4	
14	0.0	0.5	16.5	3.3	5.1	
15	0.0	0.5	10.4	9.8	4.6	
16	0.0	0.0	4.4	10.6	3.0	
17 or older	0.0	0.0	0.0	11.4	2.0	
N of Valid	200	185	182	123	690	
N of Miss	5	23	7	6	41	

Table 73: How old were you when you first: began drinking alcoholic beverages regularly, that is, at least once or twice a month?










Response	6	8	10	12	Total	
Never	99.0	87.2	80.7	68.5	85.5	
10 or younger	0.5	2.1	1.7	2.4	1.6	
11	0.5	2.7	1.1	1.6	1.4	
12	0.0	3.7	1.7	1.6	1.7	
13	0.0	3.7	4.4	2.4	2.6	
14	0.0	0.5	5.0	1.6	1.7	
15	0.0	0.0	3.9	5.6	2.0	
16	0.0	0.0	1.7	8.1	1.9	
17 or older	0.0	0.0	0.0	8.1	1.4	
N of Valid	199	187	181	124	691	
N of Miss	6	21	8	5	40	

Table 74: How old were you when you first: used Daztrex?


Response	6	8	10	12	Total	
Never	100.0	100.0	100.0	100.0	100.0	
10 or younger	0.0	0.0	0.0	0.0	0.0	
11	0.0	0.0	0.0	0.0	0.0	
12	0.0	0.0	0.0	0.0	0.0	
13	0.0	0.0	0.0	0.0	0.0	
14	0.0	0.0	0.0	0.0	0.0	
15	0.0	0.0	0.0	0.0	0.0	
16	0.0	0.0	0.0	0.0	0.0	
17 or older	0.0	0.0	0.0	0.0	0.0	
N of Valid	190	184	179	124	677	
N of Miss	15	24	10	5	54	

Table 75: How old were you when you first: got suspended from school?










Response	6	8	10	12	Total	
Never	70.2	58.4	49.2	54.0	58.6	
10 or younger	15.7	10.8	12.2	7.3	11.9	
11	9.6	7.0	5.5	1.6	6.4	
12	4.0	8.6	7.7	5.6	6.5	
13	0.5	12.4	8.3	10.5	7.6	
14	0.0	2.7	9.4	8.1	4.7	
15	0.0	0.0	6.1	2.4	2.0	
16	0.0	0.0	1.7	8.1	1.9	
17 or older	0.0	0.0	0.0	2.4	0.4	
N of Valid	198	185	181	124	688	
N of Miss	7	23	8	5	43	

Table 76: How old were you when you first: got arrested?










Response	6	8	10	12	Total	
Never	96.0	92.4	86.6	82.8	90.2	
10 or younger	2.0	1.6	0.6	0.8	1.3	
11	2.0	0.5	0.6	0.8	1.0	
12	0.0	2.2	2.8	0.0	1.3	
13	0.0	1.6	1.1	0.8	0.9	
14	0.0	1.6	5.0	3.3	2.3	
15	0.0	0.0	2.2	3.3	1.2	
16	0.0	0.0	1.1	3.3	0.9	
17 or older	0.0	0.0	0.0	4.9	0.9	
N of Valid	200	184	179	122	685	
N of Miss	5	24	10	7	46	

Table 77: How old were you when you first: carried a handgun?










Response	6	8	10	12	Total	
Never	95.9	92.0	84.5	88.8	90.6	
10 or younger	1.5	1.1	0.6	1.6	1.2	
11	1.5	1.1	0.6	0.8	1.0	
12	0.5	0.5	3.3	0.8	1.3	
13	0.0	3.7	2.2	0.0	1.6	
14	0.0	1.6	3.3	1.6	1.6	
15	0.0	0.0	2.8	0.0	0.7	
16	0.0	0.0	2.2	2.4	1.0	
17 or older	0.5	0.0	0.6	4.0	1.0	
N of Valid	197	187	181	125	690	
N of Miss	8	21	8	4	41	

Table 78: How old were you when you first: attacked someone with the idea of seriously hurting them?










Response	6	8	10	12	Total	
Never	82.1	66.3	61.1	62.9	68.9	
10 or younger	6.5	7.0	13.3	9.7	9.0	
11	8.5	3.7	3.9	2.4	4.9	
12	2.5	4.8	2.8	2.4	3.2	
13	0.5	12.8	4.4	3.2	5.3	
14	0.0	3.7	6.7	4.0	3.5	
15	0.0	0.0	6.1	2.4	2.0	
16	0.0	0.5	1.1	9.7	2.2	
17 or older	0.0	1.1	0.6	3.2	1.0	
N of Valid	201	187	180	124	692	
N of Miss	4	21	9	5	39	

Table 79: How old were you when you first: belonged to a gang?









Response	6	8	10	12	Total	
Never	97.0	90.9	81.8	89.5	90.0	
10 or younger	1.5	2.1	3.3	3.2	2.5	
11	1.5	1.1	1.1	0.0	1.0	
12	0.0	1.1	1.7	0.8	0.9	
13	0.0	3.2	2.2	2.4	1.9	
14	0.0	1.1	3.9	0.0	1.3	
15	0.0	0.5	5.5	4.0	2.3	
16	0.0	0.0	0.6	0.0	0.1	
17 or older	0.0	0.0	0.0	0.0	0.0	
N of Valid	200	187	181	124	692	
N of Miss	5	21	8	5	39	

Table 80: How wrong do you think it is for someone your age to: take a handgun to school?





Response	6	8	10	12	Total	
Very wrong	93.7	84.5	81.6	83.9	86.3	
Wrong	3.9	9.8	11.4	7.3	8.1	
A little bit wrong	1.0	2.6	3.2	4.0	2.5	
Not wrong at all	1.5	3.1	3.8	4.8	3.1	
N of Valid	205	193	185	124	707	
N of Miss	0	15	4	5	24	

Table 81: How wrong do you think it is for someone your age to: steal anything worth more than \$5?





Response	6	8	10	12	Total	
Very wrong	72.4	61.9	51.4	68.5	63.3	
Wrong	20.2	25.3	30.8	16.1	23.7	
A little bit wrong	6.4	11.3	11.4	12.1	10.1	
Not wrong at all	1.0	1.5	6.5	3.2	3.0	
N of Valid	203	194	185	124	706	
N of Miss	2	14	4	5	25	

Table 82: How wrong do you think it is for someone your age to: pick a fight with someone?





Response	6	8	10	12	Total	
Very wrong	64.1	48.9	44.8	61.3	54.4	
Wrong	18.2	20.5	35.0	23.4	24.2	
A little bit wrong	10.1	25.8	13.7	8.9	15.1	
Not wrong at all	7.6	4.7	6.6	6.5	6.3	
N of Valid	198	190	183	124	695	
N of Miss	7	18	6	5	36	

Table 83: How wrong do you think it is for someone your age to: attack someone with the idea of seriously hurting them?





Response	6	8	10	12	Total	
Very wrong	80.7	56.8	52.7	62.1	63.6	
Wrong	9.9	21.9	18.1	13.7	16.0	
A little bit wrong	3.5	13.5	17.6	15.3	12.0	
Not wrong at all	5.9	7.8	11.5	8.9	8.4	
N of Valid	202	192	182	124	700	
N of Miss	3	16	7	5	31	

Table 84: How wrong do you think it is for someone your age to: stay away from school all day when their parents think they are at school?





Response	6	8	10	12	Total	
Very wrong	86.7	73.8	52.2	59.3	69.3	
Wrong	9.9	16.2	28.3	23.6	18.8	
A little bit wrong	2.5	7.3	15.2	9.8	8.4	
Not wrong at all	1.0	2.6	4.3	7.3	3.4	
N of Valid	203	191	184	123	701	
N of Miss	2	17	5	6	30	

Table 85: How wrong do you think it is for someone your age to: drink beer, wine or hard liquor (for example, vodka, whiskey, or gin) regularly?





Response	6	8	10	12	Total	
Very wrong	91.2	59.7	41.3	53.3	62.9	
Wrong	4.4	18.3	23.9	9.8	14.3	
A little bit wrong	3.4	14.1	19.6	20.5	13.6	
Not wrong at all	1.0	7.9	15.2	16.4	9.3	
N of Valid	204	191	184	122	701	
N of Miss	1	17	5	7	30	

Table 86: How wrong do you think it is for someone your age to: smoke cigarettes?





Response	6	8	10	12	Total	
Very wrong	93.1	69.1	63.4	67.2	74.2	
Wrong	5.0	17.3	20.2	11.5	13.5	
A little bit wrong	0.5	6.8	10.4	8.2	6.2	
Not wrong at all	1.5	6.8	6.0	13.1	6.2	
N of Valid	202	191	183	122	698	
N of Miss	3	17	6	7	33	

Table 87: How wrong do you think it is for someone your age to: smoke marijuana?





Response	6	8	10	12	Total	
Very wrong	94.6	77.0	47.5	55.7	70.7	
Wrong	3.0	9.9	19.3	13.9	11.1	
A little bit wrong	0.5	5.2	14.4	16.4	8.2	
Not wrong at all	2.0	7.9	18.8	13.9	10.1	
N of Valid	202	191	181	122	696	
N of Miss	3	17	8	7	35	



Table 88: How wrong do you think it is for someone your age to: use prescription drugs or non-prescription drugs for the purpose of getting high?





Response	6	8	10	12	Total	
Very wrong	95.1	81.8	65.9	76.9	80.7	
Wrong	3.4	9.9	18.7	12.4	10.7	
A little bit wrong	0.5	3.6	7.1	5.0	3.9	
Not wrong at all	1.0	4.7	8.2	5.8	4.7	
N of Valid	204	192	182	121	699	
N of Miss	1	16	7	8	32	

Table 89: How wrong do you think it is for someone your age to: use synthetic marijuana (K2, spice) or bath salts?





Response	6	8	10	12	Total	
Very wrong	95.1	86.2	81.7	86.9	87.8	
Wrong	2.5	9.5	11.1	5.7	7.2	
A little bit wrong	1.5	2.1	3.3	4.1	2.6	
Not wrong at all	1.0	2.1	3.9	3.3	2.4	
N of Valid	204	189	180	122	695	
N of Miss	1	19	9	7	36	

Table 90: How wrong do you think it is for someone your age to: use LSD, cocaine, amphetamines or another illegal drug?





Response	6	8	10	12	Total	
Very wrong	96.6	91.1	86.7	91.0	91.5	
Wrong	2.0	5.7	9.9	5.7	5.7	
A little bit wrong	0.5	1.0	1.7	2.5	1.3	
Not wrong at all	1.0	2.1	1.7	0.8	1.4	
N of Valid	203	192	181	122	698	
N of Miss	2	16	8	7	33	

Table 91: At school during the past 12 months, did you receive help from the resource teacher, speech therapist or other special education teacher?



Response	6	8	10	12	Total	
No	89.7	89.1	92.0	91.3	90.4	
Yes	10.3	10.9	8.0	8.7	9.6	
N of Valid	174	174	162	103	613	
N of Miss	31	34	27	26	118	

Table 92: How many times in the past year (12 months) have you: been suspended from school?









Response	6	8	10	12	Total	
Never	74.8	67.0	66.1	74.0	70.3	
1 to 2 times	17.8	19.7	25.1	19.5	20.5	
3 to 5 times	3.0	8.5	6.6	4.1	5.6	
6 to 9 times	2.0	1.1	1.6	0.0	1.3	
10 to 19 times	1.0	1.6	0.0	2.4	1.1	
20 to 29 times	1.0	0.5	0.5	0.0	0.6	
30 to 39 times	0.0	0.5	0.0	0.0	0.1	
40+ times	0.5	1.1	0.0	0.0	0.4	
N of Valid	202	188	183	123	696	
N of Miss	3	20	6	6	35	

Table 93: How many times in the past year (12 months) have you: carried a handgun?







Response	6	8	10	12	Total	
Never	96.5	89.9	87.4	91.8	91.5	
1 to 2 times	2.0	5.9	6.6	3.3	4.5	
3 to 5 times	0.5	1.1	3.8	0.8	1.6	
6 to 9 times	0.5	1.1	0.5	0.8	0.7	
10 to 19 times	0.5	0.5	0.0	0.8	0.4	
20 to 29 times	0.0	0.0	0.0	0.0	0.0	
30 to 39 times	0.0	0.0	0.0	0.0	0.0	
40+ times	0.0	1.6	1.6	2.5	1.3	
N of Valid	201	188	182	122	693	
N of Miss	4	20	7	7	38	

Table 94: How many times in the past year (12 months) have you: sold illegal drugs?









Response	6	8	10	12	Total	
Never	99.5	95.7	91.2	91.6	94.9	
1 to 2 times	0.0	1.6	4.9	0.8	1.9	
3 to 5 times	0.0	0.0	2.2	1.7	0.9	
6 to 9 times	0.0	0.5	0.5	1.7	0.6	
10 to 19 times	0.0	0.5	0.0	0.0	0.1	
20 to 29 times	0.0	0.0	0.5	0.0	0.1	
30 to 39 times	0.0	0.5	0.5	0.0	0.3	
40+ times	0.5	1.1	0.0	4.2	1.2	
N of Valid	199	187	182	119	687	
N of Miss	6	21	7	10	44	

Table 95: How many times in the past year (12 months) have you: stolen or tried to steal a motor vehicle such as a car or motorcycle?






Response	6	8	10	12	Total	
Never	98.0	99.5	96.1	94.2	97.3	
1 to 2 times	1.0	0.0	1.7	3.3	1.3	
3 to 5 times	0.0	0.0	1.7	0.0	0.4	
6 to 9 times	1.0	0.0	0.0	1.7	0.6	
10 to 19 times	0.0	0.5	0.6	0.8	0.4	
20 to 29 times	0.0	0.0	0.0	0.0	0.0	
30 to 39 times	0.0	0.0	0.0	0.0	0.0	
40+ times	0.0	0.0	0.0	0.0	0.0	
N of Valid	202	187	181	121	691	
N of Miss	3	21	8	8	40	

Table 96: How many times in the past year (12 months) have you: participated in clubs, organizations or activities at school?









Response	6	8	10	12	Total	
Never	34.2	29.3	34.6	37.8	33.6	
1 to 2 times	25.1	20.2	24.7	19.3	22.7	
3 to 5 times	14.6	19.1	9.9	13.4	14.4	
6 to 9 times	8.5	9.6	8.8	7.6	8.7	
10 to 19 times	4.5	5.3	6.0	4.2	5.1	
20 to 29 times	4.0	2.1	1.6	1.7	2.5	
30 to 39 times	2.5	0.5	0.5	0.0	1.0	
40+ times	6.5	13.8	13.7	16.0	12.1	
N of Valid	199	188	182	119	688	
N of Miss	6	20	7	10	43	

Table 97: How many times in the past year (12 months) have you: been arrested?








Response	6	8	10	12	Total	
Never	97.5	92.1	89.4	87.2	92.1	
1 to 2 times	2.0	5.8	7.8	9.4	5.9	
3 to 5 times	0.5	1.6	2.2	0.9	1.3	
6 to 9 times	0.0	0.5	0.0	0.9	0.3	
10 to 19 times	0.0	0.0	0.0	0.9	0.1	
20 to 29 times	0.0	0.0	0.0	0.0	0.0	
30 to 39 times	0.0	0.0	0.0	0.9	0.1	
40+ times	0.0	0.0	0.6	0.0	0.1	
N of Valid	198	189	179	117	683	
N of Miss	7	19	10	12	48	

Table 98: How many times in the past year (12 months) have you: attacked someone with the idea of seriously hurting them?








Response	6	8	10	12	Total	
Never	87.2	72.3	80.0	73.9	79.0	
1 to 2 times	7.4	14.9	12.2	16.0	12.2	
3 to 5 times	2.5	5.3	5.0	3.4	4.1	
6 to 9 times	2.0	1.6	1.1	3.4	1.9	
10 to 19 times	0.0	1.1	0.6	1.7	0.7	
20 to 29 times	0.5	1.6	0.6	0.0	0.7	
30 to 39 times	0.0	0.0	0.0	0.0	0.0	
40+ times	0.5	3.2	0.6	1.7	1.4	
N of Valid	203	188	180	119	690	
N of Miss	2	20	9	10	41	

Table 99: How many times in the past year (12 months) have you: been drunk or high at school?









Response	6	8	10	12	Total	
Never	97.5	92.5	84.7	84.9	90.6	
1 to 2 times	2.5	3.2	6.8	3.4	4.0	
3 to 5 times	0.0	1.1	4.5	4.2	2.2	
6 to 9 times	0.0	2.7	1.1	0.8	1.2	
10 to 19 times	0.0	0.0	1.7	1.7	0.7	
20 to 29 times	0.0	0.0	0.0	0.8	0.1	
30 to 39 times	0.0	0.0	0.0	0.8	0.1	
40+ times	0.0	0.5	1.1	3.4	1.0	
N of Valid	201	186	177	119	683	
N of Miss	4	22	12	10	48	

Table 100: How many times in the past year (12 months) have you: taken a handgun to school?







Response	6	8	10	12	Total	
Never	100.0	98.4	98.9	97.5	98.8	
1 to 2 times	0.0	0.5	0.6	0.0	0.3	
3 to 5 times	0.0	0.0	0.0	0.0	0.0	
6 to 9 times	0.0	0.0	0.0	0.8	0.1	
10 to 19 times	0.0	0.0	0.0	0.8	0.1	
20 to 29 times	0.0	0.5	0.0	0.0	0.1	
30 to 39 times	0.0	0.0	0.0	0.0	0.0	
40+ times	0.0	0.5	0.6	0.8	0.4	
N of Valid	199	188	178	119	684	
N of Miss	6	20	11	10	47	

Table 101: Are you currently on probation, or assigned a probation officer with Juvenile Court?



Response	6	8	10	12	Total	
No	98.3	96.5	91.9	97.1	95.9	
Yes	1.7	3.5	8.1	2.9	4.1	
N of Valid	176	170	161	104	611	
N of Miss	29	38	28	25	120	

Table 102: Have you ever belonged to a gang?






Response	6	8	10	12	Total	
No	94.1	86.0	78.8	90.1	87.2	
No, but would like to	0.5	2.1	3.4	0.0	1.6	
Yes, in the past	3.0	4.1	8.4	3.3	4.7	
Yes, belong now	2.0	6.7	8.9	6.6	5.9	
Yes, but would like to get out	0.5	1.0	0.6	0.0	0.6	
N of Valid	203	193	179	121	696	
N of Miss	2	15	10	8	35	

Table 103: If you have ever belonged to a gang, did that gang have a name?

Response	6	8	10	12	Total
No	9.5	10.5	5.6	21.8	10.9
Yes	6.5	14.1	20.8	10.1	12.9
I have never belonged to a gang	84.0	75.4	73.6	68.1	76.2
N of Valid	200	191	178	119	688
N of Miss	5	17	11	10	43

Table 104: You are at a party at someone's house, and one of your friends offers you a drink containing alcohol. What would you say or do?

Response	6	8	10	12	Total
Drink it	2.0	19.8	33.3	36.7	21.1
Tell your friend, 'No thanks, I don't drink' and suggest that you and your friend go and do something else	43.4	33.7	22.6	29.2	32.8
Just say, 'No thanks' and walk away	35.9	34.8	40.7	24.2	34.8
Make up a good excuse, tell your friend you had something else to do, and leave	18.7	11.8	3.4	10.0	11.3
N of Valid	198	187	177	120	682
N of Miss	7	21	12	9	49

Table 105: How often do you attend religious services or activities?

Response	6	8	10	12	Total
Never	31.4	14.7	16.0	11.6	19.3
Rarely	20.6	24.7	28.0	28.9	25.1
1-2 Times a Month	4.6	17.4	16.6	18.2	13.7
About Once a Week or More	43.3	43.2	39.4	41.3	41.9
N of Valid	194	190	175	121	680
N of Miss	11	18	14	8	51

Table 106: I think sometimes it's okay to cheat at school.


Response	6	8	10	12	Total	
NO!	69.8	35.5	25.0	26.4	41.2	
no	22.1	30.6	27.3	24.8	26.2	
yes	5.5	28.5	41.5	36.4	26.5	
YES!	2.5	5.4	6.2	12.4	6.0	
N of Valid	199	186	176	121	682	
N of Miss	6	22	13	8	49	

Table 107: It is important to think before you act.


Response	6	8	10	12	Total	
NO!	5.5	3.7	3.4	5.8	4.5	
no	1.0	2.1	4.0	3.3	2.5	
yes	16.4	26.6	25.7	27.3	23.5	
YES!	77.1	67.6	66.9	63.6	69.5	
N of Valid	201	188	175	121	685	
N of Miss	4	20	14	8	46	

Table 108: Sometimes I think that life is not worth it.


Response	6	8	10	12	Total	
NO!	64.8	50.3	51.4	60.3	56.5	
no	18.1	18.9	17.9	17.4	18.2	
yes	9.3	18.9	22.5	16.5	16.7	
YES!	7.8	11.9	8.1	5.8	8.6	
N of Valid	193	185	173	121	672	
N of Miss	12	23	16	8	59	



Table 109: At times I think I am no good at all.

Response	6	8	10	12	Total	
NO!	47.9	39.7	43.4	48.7	44.7	
no	21.6	17.9	19.1	22.7	20.2	
yes	20.6	26.8	28.3	22.7	24.7	
YES!	9.8	15.6	9.2	5.9	10.5	
N of Valid	194	179	173	119	665	
N of Miss	11	29	16	10	66	

Table 110: All in all, I am inclined to think that I am a failure.

Response	6	8	10	12	Total	
NO!	64.5	62.1	62.4	66.9	63.7	
no	21.8	19.8	23.1	24.0	22.0	
yes	10.7	12.1	9.8	8.3	10.4	
YES!	3.0	6.0	4.6	0.8	3.9	
N of Valid	197	182	173	121	673	
N of Miss	8	26	16	8	58	

Table 111: In the past year, have you felt depressed or sad MOST days, even if you felt okay sometimes?

Response	6	8	10	12	Total	
NO!	31.0	23.9	19.7	29.2	25.8	
no	21.8	17.9	20.8	11.7	18.7	
yes	28.4	29.3	30.6	37.5	30.9	
YES!	18.8	28.8	28.9	21.7	24.6	
N of Valid	197	184	173	120	674	
N of Miss	8	24	16	9	57	

Table 112: It is all right to beat up people if they start the fight.





Response	6	8	10	12	Total	
NO!	34.7	22.8	15.5	21.0	24.1	
no	16.1	6.5	11.5	10.1	11.2	
yes	25.6	28.8	22.4	19.3	24.6	
YES!	23.6	41.8	50.6	49.6	40.1	
N of Valid	199	184	174	119	676	
N of Miss	6	24	15	10	55	

Table 113: I think it is okay to take something without asking if you can get away with it.





Response	6	8	10	12	Total	
NO!	77.4	68.9	54.0	62.0	66.3	
no	20.6	24.0	34.5	22.3	25.4	
yes	1.0	4.9	7.5	10.7	5.5	
YES!	1.0	2.2	4.0	5.0	2.8	
N of Valid	199	183	174	121	677	
N of Miss	6	25	15	8	54	

Table 114: Where do you get the most information about living a drug and alcohol free life? Parents/guardians





Response	6	8	10	12	Total	
All the time	63.2	63.0	47.4	57.1	58.0	
Most	14.7	12.5	17.3	16.8	15.2	
Some	9.5	12.0	16.2	13.4	12.6	
Very little	12.6	12.5	19.1	12.6	14.3	
N of Valid	190	184	173	119	666	
N of Miss	15	24	16	10	65	

Table 115: Where do you get the most information about living a drug and alcohol free life? Friends





Response	6	8	10	12	Total	
All the time	25.8	12.0	9.9	14.4	15.8	
Most	11.8	14.3	11.6	18.6	13.7	
Some	21.0	29.7	27.3	27.1	26.1	
Very little	41.4	44.0	51.2	39.8	44.4	
N of Valid	186	175	172	118	651	
N of Miss	19	33	17	11	80	

Table 116: Where do you get the most information about living a drug and alcohol free life? Family members





Response	6	8	10	12	Total	
All the time	56.6	48.1	26.0	36.4	42.7	
Most	16.9	19.3	24.3	18.6	19.8	
Some	12.7	16.0	24.9	26.3	19.2	
Very little	13.8	16.6	24.9	18.6	18.3	
N of Valid	189	181	173	118	661	
N of Miss	16	27	16	11	70	

Table 117: Where do you get the most information about living a drug and alcohol free life? School





Response	6	8	10	12	Total	
All the time	55.7	49.4	34.1	39.2	45.4	
Most	10.9	17.2	19.7	20.8	16.7	
Some	16.7	21.1	28.9	19.2	21.5	
Very little	16.7	12.2	17.3	20.8	16.4	
N of Valid	192	180	173	120	665	
N of Miss	13	28	16	9	66	

Table 118: Where do you get the most information about living a drug and alcohol free life? Internet





Response	6	8	10	12	Total	
All the time	28.6	17.6	18.0	20.3	21.4	
Most	14.1	13.1	7.6	15.3	12.3	
Some	14.1	27.3	23.8	24.6	22.1	
Very little	43.2	42.0	50.6	39.8	44.2	
N of Valid	185	176	172	118	651	
N of Miss	20	32	17	11	80	

Table 119: Where do you get the most information about living a drug and alcohol free life? TV





Response	6	8	10	12	Total	
All the time	32.3	23.7	24.3	23.9	26.4	
Most	12.2	14.7	9.2	17.9	13.1	
Some	23.3	27.1	35.3	21.4	27.1	
Very little	32.3	34.5	31.2	36.8	33.4	
N of Valid	189	177	173	117	656	
N of Miss	16	31	16	12	75	

Table 120: Where do you get the most information about living a drug and alcohol free life? Social media





Response	6	8	10	12	Total	
All the time	28.7	22.3	16.8	23.1	22.7	
Most	14.0	9.7	9.2	17.1	12.1	
Some	11.2	25.1	26.6	18.8	20.5	
Very little	46.1	42.9	47.4	41.0	44.6	
N of Valid	178	175	173	117	643	
N of Miss	27	33	16	12	88	

Table 121: How much do you think people risk harming themselves (physically or in other ways) if they: smoked one or more packs of cigarettes per day?





Response	6	8	10	12	Total	
No risk	38.6	18.2	7.4	11.2	20.2	
Slight risk	7.4	8.3	6.8	13.8	8.6	
Moderate risk	13.2	18.8	17.9	17.2	16.7	
Great risk	40.7	54.7	67.9	57.8	54.5	
N of Valid	189	181	162	116	648	
N of Miss	16	27	27	13	83	

Table 122: How much do you think people risk harming themselves (physically or in other ways) if they: try marijuana once or twice?





Response	6	8	10	12	Total	
No risk	36.8	23.9	28.0	35.0	30.7	
Slight risk	15.8	28.9	38.5	29.9	27.6	
Moderate risk	15.3	18.3	15.5	12.8	15.7	
Great risk	32.1	28.9	18.0	22.2	25.9	
N of Valid	190	180	161	117	648	
N of Miss	15	28	28	12	83	

Table 123: How much do you think people risk harming themselves (physically or in other ways) if they: smoke marijuana once or twice a week?





Response	6	8	10	12	Total	
No risk	38.5	22.6	22.5	31.9	28.9	
Slight risk	8.0	13.6	26.2	23.0	16.8	
Moderate risk	14.4	23.7	22.5	21.2	20.3	
Great risk	39.0	40.1	28.7	23.9	34.1	
N of Valid	187	177	160	113	637	
N of Miss	18	31	29	16	94	

Table 124: How much do you think people risk harming themselves (physically or in other ways) if they: take one or two drinks of an alcoholic beverage (beer, wine, liquor) nearly every day?





Response	6	8	10	12	Total	
No risk	36.8	16.6	11.2	18.8	21.6	
Slight risk	11.6	20.4	22.4	12.8	16.9	
Moderate risk	17.4	19.9	29.2	25.6	22.5	
Great risk	34.2	43.1	37.3	42.7	39.0	
N of Valid	190	181	161	117	649	
N of Miss	15	27	28	12	82	

Table 125: How much do you think people risk harming themselves (physically or in other ways) if they: have five or more drinks of an alcoholic beverage once or twice each weekend?





Response	6	8	10	12	Total	
No risk	35.8	20.1	9.9	17.1	21.6	
Slight risk	6.4	7.3	14.2	15.4	10.2	
Moderate risk	12.3	23.5	24.7	21.4	20.2	
Great risk	45.5	49.2	51.2	46.2	48.1	
N of Valid	187	179	162	117	645	
N of Miss	18	29	27	12	86	

Table 126: How much do you think people risk harming themselves (physically or in other ways) if they: use prescription drugs that are not prescribed to them?





Response	6	8	10	12	Total	
No risk	37.1	19.9	9.3	17.2	21.7	
Slight risk	5.4	8.8	10.5	11.2	8.7	
Moderate risk	12.4	11.6	25.3	17.2	16.3	
Great risk	45.2	59.7	54.9	54.3	53.3	
N of Valid	186	181	162	116	645	
N of Miss	19	27	27	13	86	

Table 127: How much do you think people risk harming themselves (physically or in other ways) if they: use non-prescription drugs to get high?


Response	6	8	10	12	Total	
No risk	35.6	18.9	8.0	17.2	20.7	
Slight risk	5.3	8.9	10.5	9.5	8.4	
Moderate risk	11.7	10.0	19.8	11.2	13.2	
Great risk	47.3	62.2	61.7	62.1	57.7	
N of Valid	188	180	162	116	646	
N of Miss	17	28	27	13	85	

Table 128: Have you ever used smokeless tobacco (chew, snuff, plug, dipping tobacco, or chewing tobacco)?


Response	6	8	10	12	Total	
Never	95.4	87.6	87.2	83.6	89.1	
Once or Twice	3.6	8.6	6.1	7.8	6.4	
Once in a while but not regularly	0.5	0.0	1.8	3.4	1.2	
Regularly in the past	0.5	1.6	1.8	2.6	1.5	
Regularly now	0.0	2.2	3.0	2.6	1.8	
N of Valid	195	185	164	116	660	
N of Miss	10	23	25	13	71	

Table 129: How often have you taken smokeless tobacco during the past 30 days?


Response	6	8	10	12	Total	
Not at all	99.0	93.0	95.7	92.2	95.3	
Once or twice	0.5	2.7	0.0	1.7	1.2	
Once or twice per week	0.5	1.6	1.2	0.0	0.9	
Three to five times per week	0.0	1.1	0.6	0.9	0.6	
About once a day	0.0	0.0	1.2	0.9	0.5	
More than once a day	0.0	1.6	1.2	4.3	1.5	
N of Valid	195	186	163	116	660	
N of Miss	10	22	26	13	71	

Table 130: Have you ever smoked cigarettes?

Response	6	8	10	12	Total	
Never	93.8	78.9	72.0	67.2	79.5	
Once or Twice	4.1	14.1	18.9	12.9	12.1	
Once in a while but not regularly	1.5	1.6	5.5	7.8	3.6	
Regularly in the past	0.0	3.2	1.8	5.2	2.3	
Regularly now	0.5	2.2	1.8	6.9	2.4	
N of Valid	195	185	164	116	660	
N of Miss	10	23	25	13	71	

Table 131: How frequently have you smoked cigarettes during the past 30 days?

Response	6	8	10	12	Total	
Not at all	99.5	93.4	93.9	87.9	94.3	
Less than one cigarette per day	0.0	3.9	3.1	3.4	2.5	
One to five cigarettes per day	0.0	1.1	1.8	3.4	1.4	
About one-half pack per day	0.0	1.7	0.6	3.4	1.2	
About one pack per day	0.0	0.0	0.0	0.0	0.0	
About one and one-half packs per day	0.0	0.0	0.0	1.7	0.3	
Two packs or more per day	0.5	0.0	0.6	0.0	0.3	
N of Valid	193	181	163	116	653	
N of Miss	12	27	26	13	78	

Table 132: Which statement best describes rules about smoking inside your home?

Response	6	8	10	12	Total	
Smoking is not allowed anywhere inside your home	59.7	63.5	60.4	69.8	62.7	
Smoking is allowed in some places and at some times	11.0	4.4	8.5	2.6	7.1	
Smoking is allowed anywhere inside the home	2.1	1.7	4.3	1.7	2.5	
There are no rules about smoking inside the home	5.8	10.5	11.0	12.9	9.7	
I don't know	21.5	19.9	15.9	12.9	18.1	
N of Valid	191	181	164	116	652	
N of Miss	14	27	25	13	79	



Table 133: Which statement best describes rules about smoking in your family cars?







Response	6	8	10	12	Total	
Smoking is never allowed in any car	59.5	56.6	57.3	54.3	57.2	
Smoking is allowed sometimes or in some cars	7.9	11.0	12.2	9.5	10.1	
Smoking is allowed in any car anytime	3.7	3.3	3.0	1.7	3.1	
There are no rules about smoking in the car	3.7	11.5	9.8	12.9	9.0	
We do not have a family car	1.6	0.5	3.0	1.7	1.7	
I don't know	23.7	17.0	14.6	19.8	18.9	
N of Valid	190	182	164	116	652	
N of Miss	15	26	25	13	79	

Table 134: During this school year, were you taught in any of your classes about the dangers of tobacco use?






Response	6	8	10	12	Total	
Strongly agree	46.4	28.4	23.1	26.5	32.0	
Agree	17.5	21.6	20.0	28.3	21.2	
Disagree	8.7	14.2	14.4	16.8	13.1	
Strongly disagree	12.6	17.6	25.0	16.8	17.9	
I don't know	14.8	18.2	17.5	11.5	15.8	
N of Valid	183	176	160	113	632	
N of Miss	22	32	29	16	99	

Table 135: During the past 12 months, have you participated in any community activities to discourage people your age from using cigarettes, chewing tobacco, snuff, dip or cigars?






Response	6	8	10	12	Total	
Strongly agree	31.7	22.3	11.3	16.8	21.2	
Agree	8.3	12.6	6.3	19.5	11.0	
Disagree	15.6	18.3	24.5	20.4	19.5	
Strongly disagree	20.0	29.1	43.4	30.1	30.3	
I don't know	24.4	17.7	14.5	13.3	18.0	
N of Valid	180	175	159	113	627	
N of Miss	25	33	30	16	104	

Table 136: Think back over the last two weeks. How many times have you had five or more alcoholic drinks in a row?







Response	6	8	10	12	Total	
None	97.9	88.8	87.0	71.1	87.9	
Once	1.6	3.9	3.7	10.5	4.4	
Twice	0.0	3.4	4.3	7.9	3.4	
3-5 times	0.0	2.2	3.1	6.1	2.5	
6-9 times	0.0	0.6	1.9	1.8	0.9	
10 or more times	0.5	1.1	0.0	2.6	0.9	
N of Valid	187	179	162	114	642	
N of Miss	18	29	27	15	89	

Table 137: During the past 30 days, how many times did you ride in a car or other vehicle driven by someone who had been drinking alcohol or using drugs to get high?






Response	6	8	10	12	Total	
0 times	84.9	84.4	78.8	73.2	81.2	
1 time	8.1	3.9	8.1	10.7	7.4	
2 or 3 times	2.7	5.6	6.9	6.2	5.2	
4 or 5 times	1.6	1.7	3.1	1.8	2.0	
6 or more times	2.7	4.4	3.1	8.0	4.2	
N of Valid	185	180	160	112	637	
N of Miss	20	28	29	17	94	

Table 138: During the past 30 days, how many times did you drive a car or other vehicle when you had been drinking alcohol or using drugs to get high?







Response	6	8	10	12	Total	
I did not drive a car in the past 30 days	40.5	49.7	38.0	35.1	41.5	
0 times	56.2	47.4	55.1	49.5	52.3	
1 time	1.6	2.3	2.5	8.1	3.2	
2 or 3 times	1.1	0.6	1.3	0.9	1.0	
4 or 5 times	0.0	0.0	1.3	2.7	0.8	
6 or more times	0.5	0.0	1.9	3.6	1.3	
N of Valid	185	175	158	111	629	
N of Miss	20	33	31	18	102	

Table 139: If you drank alcohol (not just a sip or taste) in the past year, how did you usually get it?












Response	6	8	10	12	Total	
I did not drink alcohol in the past year	89.4	73.8	60.5	53.2	71.2	
I bought it myself with a fake ID	0.6	0.0	0.6	0.9	0.5	
I bought it myself without a fake ID	0.6	0.0	1.9	1.8	1.0	
I got it from someone I know age 21 or older	1.7	5.8	12.7	22.5	9.4	
I got it from someone I know under age 21	0.0	2.3	3.2	3.6	2.1	
I got it from my brother or sister	0.0	2.3	1.9	1.8	1.5	
I got it from home with my parents' permission	1.7	3.5	3.8	2.7	2.9	
I got it from home without my parents' permission	0.6	2.3	2.5	2.7	1.9	
I got it from another relative	0.0	4.7	4.5	4.5	3.2	
A stranger bought it for me	0.0	0.0	0.0	0.0	0.0	
I took it from a store or shop	0.6	0.0	0.0	0.0	0.2	
Other	5.0	5.2	8.3	6.3	6.1	
N of Valid	179	172	157	111	619	
N of Miss	26	36	32	18	112	

Table 140: If you drank alcohol (not just a sip or taste) in the past year, where did you usually drink it?











Response	6	8	10	12	Total	
I did not drink alcohol in the past year	92.0	74.6	65.8	52.7	73.4	
at my home	4.0	10.1	12.3	13.4	9.5	
at someone else's home	1.7	10.7	14.8	25.0	11.8	
at an open area like a park, beach, field, back road, woods, or a street corner	0.0	2.4	1.9	2.7	1.6	
at a sporting event or concert	0.6	0.6	0.6	0.9	0.7	
at a restaurant, bar, or a nightclub	0.0	0.0	0.6	1.8	0.5	
at an empty building or a construction site	1.1	0.0	0.0	0.9	0.5	
at a hotel/motel	0.0	0.0	0.0	0.9	0.2	
in a car	0.0	0.6	0.6	0.0	0.3	
at school	0.6	1.2	3.2	1.8	1.6	
N of Valid	176	169	155	112	612	
N of Miss	29	39	34	17	119	

Table 141: How do you feel about someone your age having one or two drinks of an alcoholic beverage nearly every day?





Response	6	8	10	12	Total	
Neither approve nor disapprove	29.9	25.1	30.4	43.4	31.1	
Somewhat disapprove	4.0	13.1	13.9	13.3	10.8	
Strongly disapprove	41.8	39.4	31.0	31.0	36.4	
Don't know or can't say	24.3	22.3	24.7	12.4	21.7	
N of Valid	177	175	158	113	623	
N of Miss	28	33	31	16	108	

Table 142: On how many occasions have you had alcoholic beverages (beer, wine or hard liquor) to drink in your lifetime - more than just a few sips?








Response	6	8	10	12	Total	
0	91.6	70.2	47.8	51.7	67.7	
01/02/13	5.2	12.9	19.5	6.9	11.1	
03/05/13	1.0	7.6	15.1	12.9	8.5	
06/09/13	0.0	1.8	6.9	7.8	3.6	
10/19/13	1.6	3.5	3.8	8.6	3.9	
20-39	0.5	0.0	3.8	3.4	1.7	
40	0.0	4.1	3.1	8.6	3.5	
N of Valid	191	171	159	116	637	
N of Miss	14	37	30	13	94	

Table 143: On how many occasions have you drunk one of more drinks of an alcoholic beverage during the past 30 days?








Response	6	8	10	12	Total	
0	98.9	88.2	82.1	67.2	86.1	
01/02/13	1.1	7.1	9.6	17.2	7.8	
03/05/13	0.0	1.8	5.1	6.9	3.0	
06/09/13	0.0	0.6	1.9	0.9	0.8	
10/19/13	0.0	1.2	0.0	5.2	1.3	
20-39	0.0	0.6	1.3	1.7	0.8	
40	0.0	0.6	0.0	0.9	0.3	
N of Valid	190	169	156	116	631	
N of Miss	15	39	33	13	100	

Table 144: On how many occasions have you used marijuana (grass, pot) or hashish (hash, hash oil) in your lifetime?


Response	6	8	10	12	Total	
0	99.5	94.1	77.6	72.2	87.7	
01/02/13	0.0	2.4	7.7	5.2	3.5	
03/05/13	0.0	1.8	3.2	7.0	2.5	
06/09/13	0.0	0.0	1.9	0.9	0.6	
10/19/13	0.5	0.6	3.8	2.6	1.7	
20-39	0.0	0.0	1.3	2.6	0.8	
40	0.0	1.2	4.5	9.6	3.2	
N of Valid	191	170	156	115	632	
N of Miss	14	38	33	14	99	

Table 145: On how many occasions have you used marijuana (grass, pot) or hashish (hash, hash oil) during the past 30 days?


Response	6	8	10	12	Total	
0	100.0	97.1	88.5	89.6	94.5	
01/02/13	0.0	1.8	4.5	1.7	1.9	
03/05/13	0.0	0.0	1.3	0.9	0.5	
06/09/13	0.0	0.6	1.3	2.6	0.9	
10/19/13	0.0	0.6	2.5	0.0	0.8	
20-39	0.0	0.0	0.0	0.9	0.2	
40	0.0	0.0	1.9	4.3	1.3	
N of Valid	191	170	157	115	633	
N of Miss	14	38	32	14	98	

Table 146: On how many occasions have you used LSD or other psychedelics in your lifetime?


Response	6	8	10	12	Total	
0	100.0	99.4	98.7	98.3	99.2	
01/02/13	0.0	0.6	0.0	0.9	0.3	
03/05/13	0.0	0.0	0.6	0.0	0.2	
06/09/13	0.0	0.0	0.6	0.0	0.2	
10/19/13	0.0	0.0	0.0	0.0	0.0	
20-39	0.0	0.0	0.0	0.0	0.0	
40	0.0	0.0	0.0	0.9	0.2	
N of Valid	187	170	156	116	629	
N of Miss	18	38	33	13	102	

Table 147: On how many occasions have you used LSD or other psychedelics during the past 30 days?

Response	6	8	10	12	Total	
0	100.0	99.4	98.7	100.0	99.5	
01/02/13	0.0	0.0	0.6	0.0	0.2	
03/05/13	0.0	0.6	0.0	0.0	0.2	
06/09/13	0.0	0.0	0.0	0.0	0.0	
10/19/13	0.0	0.0	0.6	0.0	0.2	
20-39	0.0	0.0	0.0	0.0	0.0	
40	0.0	0.0	0.0	0.0	0.0	
N of Valid	189	171	156	116	632	
N of Miss	16	37	33	13	99	

Table 148: On how many occasions have you used cocaine or crack in your lifetime?

Response	6	8	10	12	Total	
0	100.0	100.0	98.7	97.4	99.2	
01/02/13	0.0	0.0	0.0	2.6	0.5	
03/05/13	0.0	0.0	0.6	0.0	0.2	
06/09/13	0.0	0.0	0.6	0.0	0.2	
10/19/13	0.0	0.0	0.0	0.0	0.0	
20-39	0.0	0.0	0.0	0.0	0.0	
40	0.0	0.0	0.0	0.0	0.0	
N of Valid	190	170	155	115	630	
N of Miss	15	38	34	14	101	

Table 149: On how many occasions have you used cocaine or crack during the past 30 days?

Response	6	8	10	12	Total	
0	100.0	100.0	98.7	99.1	99.5	
01/02/13	0.0	0.0	0.0	0.9	0.2	
03/05/13	0.0	0.0	0.6	0.0	0.2	
06/09/13	0.0	0.0	0.6	0.0	0.2	
10/19/13	0.0	0.0	0.0	0.0	0.0	
20-39	0.0	0.0	0.0	0.0	0.0	
40	0.0	0.0	0.0	0.0	0.0	
N of Valid	190	169	155	115	629	
N of Miss	15	39	34	14	102	

Table 150: On how many occasions have you sniffed glue, breathed the contents of an aerosol spray can, or inhaled other gases or sprays, in order to get high in your lifetime?






Response	6	8	10	12	Total	
0	99.5	94.0	92.3	89.7	94.4	
01/02/13	0.5	3.6	3.9	6.0	3.2	
03/05/13	0.0	1.2	1.3	1.7	1.0	
06/09/13	0.0	0.6	1.9	2.6	1.1	
10/19/13	0.0	0.0	0.0	0.0	0.0	
20-39	0.0	0.6	0.6	0.0	0.3	
40	0.0	0.0	0.0	0.0	0.0	
N of Valid	191	168	155	116	630	
N of Miss	14	40	34	13	101	

Table 151: On how many occasions have you sniffed glue, breathed the contents of an aerosol spray can, or inhaled other gases or sprays, in order to get high during the past 30 days?







Response	6	8	10	12	Total	
0	98.9	96.4	97.4	97.4	97.6	
01/02/13	0.5	1.8	1.3	1.7	1.3	
03/05/13	0.0	0.6	0.6	0.0	0.3	
06/09/13	0.0	0.0	0.6	0.9	0.3	
10/19/13	0.5	0.6	0.0	0.0	0.3	
20-39	0.0	0.0	0.0	0.0	0.0	
40	0.0	0.6	0.0	0.0	0.2	
N of Valid	188	168	155	116	627	
N of Miss	17	40	34	13	104	

Table 152: On how many occasions have you used Daztrex in your lifetime?


Response	6	8	10	12	Total	
0	100.0	100.0	100.0	100.0	100.0	
01/02/13	0.0	0.0	0.0	0.0	0.0	
03/05/13	0.0	0.0	0.0	0.0	0.0	
06/09/13	0.0	0.0	0.0	0.0	0.0	
10/19/13	0.0	0.0	0.0	0.0	0.0	
20-39	0.0	0.0	0.0	0.0	0.0	
40	0.0	0.0	0.0	0.0	0.0	
N of Valid	185	167	155	115	622	
N of Miss	20	41	34	14	109	

Table 153: On how many occasions have you used Daztrex during the past 30 days?


Response	6	8	10	12	Total	
0	100.0	100.0	100.0	100.0	100.0	
01/02/13	0.0	0.0	0.0	0.0	0.0	
03/05/13	0.0	0.0	0.0	0.0	0.0	
06/09/13	0.0	0.0	0.0	0.0	0.0	
10/19/13	0.0	0.0	0.0	0.0	0.0	
20-39	0.0	0.0	0.0	0.0	0.0	
40	0.0	0.0	0.0	0.0	0.0	
N of Valid	186	165	154	116	621	
N of Miss	19	43	35	13	110	

Table 154: On how many occasions have you used synthetic marijuana in your lifetime?







Response	6	8	10	12	Total	
0	98.9	97.6	96.8	96.6	97.6	
01/02/13	0.5	1.8	0.6	1.7	1.1	
03/05/13	0.0	0.0	1.3	0.9	0.5	
06/09/13	0.0	0.0	0.0	0.9	0.2	
10/19/13	0.5	0.0	0.6	0.0	0.3	
20-39	0.0	0.0	0.0	0.0	0.0	
40	0.0	0.6	0.6	0.0	0.3	
N of Valid	188	166	155	116	625	
N of Miss	17	42	34	13	106	



Table 155: On how many occasions have you used synthetic marijuana during the past 30 days?






Response	6	8	10	12	Total	
0	100.0	99.4	97.4	100.0	99.2	
01/02/13	0.0	0.6	0.6	0.0	0.3	
03/05/13	0.0	0.0	0.0	0.0	0.0	
06/09/13	0.0	0.0	0.6	0.0	0.2	
10/19/13	0.0	0.0	0.6	0.0	0.2	
20-39	0.0	0.0	0.0	0.0	0.0	
40	0.0	0.0	0.6	0.0	0.2	
N of Valid	188	167	155	116	626	
N of Miss	17	41	34	13	105	

Table 156: On how many occasions have you used methamphetamines (meth, speed, crank, crystal meth) in your lifetime?





Response	6	8	10	12	Total	
0	100.0	100.0	99.4	98.3	99.5	
01/02/13	0.0	0.0	0.0	0.9	0.2	
03/05/13	0.0	0.0	0.0	0.9	0.2	
06/09/13	0.0	0.0	0.0	0.0	0.0	
10/19/13	0.0	0.0	0.6	0.0	0.2	
20-39	0.0	0.0	0.0	0.0	0.0	
40	0.0	0.0	0.0	0.0	0.0	
N of Valid	188	165	155	116	624	
N of Miss	17	43	34	13	107	

Table 157: On how many occasions have you used methamphetamines (meth, speed, crank, crystal meth) in the past 30 days?




Response	6	8	10	12	Total	
0	100.0	100.0	99.4	98.3	99.5	
01/02/13	0.0	0.0	0.0	0.9	0.2	
03/05/13	0.0	0.0	0.0	0.0	0.0	
06/09/13	0.0	0.0	0.0	0.0	0.0	
10/19/13	0.0	0.0	0.6	0.9	0.3	
20-39	0.0	0.0	0.0	0.0	0.0	
40	0.0	0.0	0.0	0.0	0.0	
N of Valid	186	165	156	116	623	
N of Miss	19	43	33	13	108	

Table 158: On how many occasions have you used other chemical products (bath salts, plant food, etc.) in your lifetime?


Response	6	8	10	12	Total	
0	99.5	97.6	98.1	99.1	98.6	
01/02/13	0.0	0.6	0.0	0.0	0.2	
03/05/13	0.0	0.6	1.3	0.9	0.6	
06/09/13	0.5	0.0	0.0	0.0	0.2	
10/19/13	0.0	0.0	0.6	0.0	0.2	
20-39	0.0	0.0	0.0	0.0	0.0	
40	0.0	1.2	0.0	0.0	0.3	
N of Valid	188	165	154	116	623	
N of Miss	17	43	35	13	108	

Table 159: On how many occasions have you used other chemical products (bath salts, plant food, etc.) during the past 30 days?


Response	6	8	10	12	Total	
0	100.0	98.8	98.7	99.1	99.2	
01/02/13	0.0	0.6	0.6	0.0	0.3	
03/05/13	0.0	0.6	0.6	0.9	0.5	
06/09/13	0.0	0.0	0.0	0.0	0.0	
10/19/13	0.0	0.0	0.0	0.0	0.0	
20-39	0.0	0.0	0.0	0.0	0.0	
40	0.0	0.0	0.0	0.0	0.0	
N of Valid	187	165	155	116	623	
N of Miss	18	43	34	13	108	

Table 160: On how many occasions have you used heroin or other opiates in your lifetime?


Response	6	8	10	12	Total	
0	100.0	100.0	99.4	98.3	99.5	
01/02/13	0.0	0.0	0.6	0.9	0.3	
03/05/13	0.0	0.0	0.0	0.0	0.0	
06/09/13	0.0	0.0	0.0	0.0	0.0	
10/19/13	0.0	0.0	0.0	0.0	0.0	
20-39	0.0	0.0	0.0	0.9	0.2	
40	0.0	0.0	0.0	0.0	0.0	
N of Valid	187	165	155	116	623	
N of Miss	18	43	34	13	108	

Table 161: On how many occasions have you used heroin or other opiates during the past 30 days?

Response	6	8	10	12	Total	
0	99.5	100.0	100.0	99.1	99.7	
01/02/13	0.5	0.0	0.0	0.0	0.2	
03/05/13	0.0	0.0	0.0	0.0	0.0	
06/09/13	0.0	0.0	0.0	0.0	0.0	
10/19/13	0.0	0.0	0.0	0.9	0.2	
20-39	0.0	0.0	0.0	0.0	0.0	
40	0.0	0.0	0.0	0.0	0.0	
N of Valid	187	165	155	115	622	
N of Miss	18	43	34	14	109	

Table 162: On how many occasions have you used MDMA ('X', 'E', or ecstasy) in your lifetime?

Response	6	8	10	12	Total	
0	98.9	100.0	98.7	97.4	98.9	
01/02/13	1.1	0.0	0.6	2.6	1.0	
03/05/13	0.0	0.0	0.6	0.0	0.2	
06/09/13	0.0	0.0	0.0	0.0	0.0	
10/19/13	0.0	0.0	0.0	0.0	0.0	
20-39	0.0	0.0	0.0	0.0	0.0	
40	0.0	0.0	0.0	0.0	0.0	
N of Valid	185	165	155	116	621	
N of Miss	20	43	34	13	110	

Table 163: On how many occasions have you used MDMA ('X', 'E', or ecstasy) during the past 30 days?

Response	6	8	10	12	Total	
0	98.9	100.0	99.4	99.1	99.4	
01/02/13	1.1	0.0	0.0	0.9	0.5	
03/05/13	0.0	0.0	0.6	0.0	0.2	
06/09/13	0.0	0.0	0.0	0.0	0.0	
10/19/13	0.0	0.0	0.0	0.0	0.0	
20-39	0.0	0.0	0.0	0.0	0.0	
40	0.0	0.0	0.0	0.0	0.0	
N of Valid	182	165	154	115	616	
N of Miss	23	43	35	14	115	

Table 164: On how many occasions have you taken prescription drugs (such as Valium, Xanax, Ritalin, Adderall, OxyContin, Darvocet, or sleeping pills) not prescribed to you in your lifetime?








Response	6	8	10	12	Total	
0	99.5	95.1	91.6	88.7	94.4	
01/02/13	0.5	3.7	3.9	3.5	2.7	
03/05/13	0.0	0.0	1.3	1.7	0.6	
06/09/13	0.0	0.6	2.6	2.6	1.3	
10/19/13	0.0	0.6	0.0	1.7	0.5	
20-39	0.0	0.0	0.0	0.9	0.2	
40	0.0	0.0	0.6	0.9	0.3	
N of Valid	189	164	154	115	622	
N of Miss	16	44	35	14	109	

Table 165: On how many occasions have you taken prescription drugs (such as Valium, Xanax, Ritalin, Adderall, OxyContin, Darvocet, or sleeping pills) not prescribed to you during the past 30 days?






Response	6	8	10	12	Total	
0	100.0	98.2	95.5	93.9	97.3	
01/02/13	0.0	1.8	2.6	1.7	1.5	
03/05/13	0.0	0.0	1.3	2.6	0.8	
06/09/13	0.0	0.0	0.0	0.0	0.0	
10/19/13	0.0	0.0	0.0	0.9	0.2	
20-39	0.0	0.0	0.0	0.0	0.0	
40	0.0	0.0	0.6	0.9	0.3	
N of Valid	187	164	154	115	620	
N of Miss	18	44	35	14	111	

Table 166: On how many occasions have you taken non-prescription medicines such as diet pills (for example, Dietac, Dexatrim or Prolamine), stay-awake pills (for example No-Doz, Vivarin, or Wake), or cough or cold medicines (robos, DXM, etc.) to get high in your lifetime?







Response	6	8	10	12	Total	
0	100.0	97.6	96.1	93.9	97.3	
01/02/13	0.0	1.2	1.9	2.6	1.3	
03/05/13	0.0	0.6	0.0	0.9	0.3	
06/09/13	0.0	0.0	0.6	0.0	0.2	
10/19/13	0.0	0.6	1.3	0.9	0.6	
20-39	0.0	0.0	0.0	0.0	0.0	
40	0.0	0.0	0.0	1.7	0.3	
N of Valid	187	164	154	115	620	
N of Miss	18	44	35	14	111	

Table 167: On how many occasions have you taken non-prescription medicines such as diet pills (for example, Dietac, Dexatrim or Prolamine), stay-awake pills (for example No-Doz, Vivarin, or Wake), or cough or cold medicines (robos, DXM, etc.) to get high during the past 30 days?






Response	6	8	10	12	Total	
0	98.9	98.2	99.3	97.3	98.5	
01/02/13	0.5	1.8	0.0	0.9	0.8	
03/05/13	0.0	0.0	0.0	0.0	0.0	
06/09/13	0.0	0.0	0.7	0.9	0.3	
10/19/13	0.0	0.0	0.0	0.0	0.0	
20-39	0.0	0.0	0.0	0.9	0.2	
40	0.5	0.0	0.0	0.0	0.2	
N of Valid	187	164	153	113	617	
N of Miss	18	44	36	16	114	

Table 168: On how many occasions have you been drunk or very high from drinking alcoholic beverages during the past 30 days?

Response	6	8	10	12	Total	
0	100.0	93.3	87.0	81.7	91.6	
01/02/13	0.0	3.0	6.5	8.7	4.0	
03/05/13	0.0	2.4	3.2	6.1	2.6	
06/09/13	0.0	1.2	1.3	1.7	1.0	
10/19/13	0.0	0.0	0.0	0.9	0.2	
20-39	0.0	0.0	0.6	0.0	0.2	
40	0.0	0.0	1.3	0.9	0.5	
N of Valid	185	165	154	115	619	
N of Miss	20	43	35	14	112	

Table 169: On how many occasions have you drunk flavored alcoholic beverages, sometimes called 'alcopops' (like Mike's Hard Lemonade, Smirnoff Ice, Bacardi Breezers, etc.) in your lifetime?

Response	6	8	10	12	Total	
0	96.8	81.2	68.6	66.7	80.2	
01/02/13	2.1	9.1	11.1	6.1	6.9	
03/05/13	0.5	2.4	5.9	7.0	3.5	
06/09/13	0.0	1.2	4.6	3.5	2.1	
10/19/13	0.0	3.0	3.3	7.0	2.9	
20-39	0.5	1.2	4.6	3.5	2.3	
40	0.0	1.8	2.0	6.1	2.1	
N of Valid	188	165	153	114	620	
N of Miss	17	43	36	15	111	

Table 170: On how many occasions have you drunk flavored alcoholic beverages, sometimes called 'alcopops' (like Mike's Hard Lemonade, Smirnoff Ice, Bacardi Breezers, etc.) during the past 30 days?


Response	6	8	10	12	Total	
0	98.4	90.3	84.4	78.9	89.2	
01/02/13	1.1	4.8	8.4	8.8	5.3	
03/05/13	0.0	3.0	3.9	7.9	3.2	
06/09/13	0.0	1.2	0.6	3.5	1.1	
10/19/13	0.0	0.6	0.6	0.9	0.5	
20-39	0.5	0.0	1.3	0.0	0.5	
40	0.0	0.0	0.6	0.0	0.2	
N of Valid	185	165	154	114	618	
N of Miss	20	43	35	15	113	

Table 171: If you used prescription drugs or over the counter drugs without a doctor telling you to use it or for the purpose of getting high, where did you get these drugs?


Response	6	8	10	12	Total	
I did not use prescription drugs or over the counter drugs to get high.	97.1	95.5	91.2	88.7	93.7	
I bought it or took it from a store or shop.	0.6	0.0	0.0	3.8	0.9	
I got it from my parents with permission.	0.6	1.3	0.7	0.9	0.9	
I got it from home without permission.	0.0	0.0	0.7	0.9	0.3	
I got it from a relative with permission.	0.6	0.0	2.0	0.9	0.9	
I got it from a relative without permission.	0.0	0.0	0.0	0.9	0.2	
I got it from a friends home with permission.	0.6	0.0	0.0	1.9	0.5	
I got it from a friends home without permission.	0.0	0.0	0.0	0.9	0.2	
I got it from a friend while at school.	0.0	2.6	0.7	0.0	0.9	
I got it from a friend while at a party.	0.6	0.0	1.4	0.0	0.5	
I got it from a friend, elsewhere	0.0	0.6	3.4	0.9	1.2	
N of Valid	175	155	148	106	584	
N of Miss	30	53	41	23	147	

Table 172: During the last month, about how many marijuana cigarettes, or the equivalent, did you smoke a day, on the average?








Response	6	8	10	12	Total	
None	98.9	95.0	87.3	81.3	91.8	
Less than 1 a day	0.0	1.9	5.3	4.7	2.7	
1 a day	0.0	0.0	0.0	2.8	0.5	
2-3 a day	0.0	0.6	2.0	4.7	1.5	
4-6 a day	0.5	1.9	2.7	4.7	2.2	
7-10 a day	0.0	0.6	1.3	0.0	0.5	
11 or more a day	0.5	0.0	1.3	1.9	0.8	
N of Valid	184	159	150	107	600	
N of Miss	21	49	39	22	131	

Table 173: How wrong do your friends feel it would be for YOU to: drink alcohol?





Response	6	8	10	12	Total	
Very wrong	81.9	57.6	41.7	43.4	58.7	
Wrong	10.1	20.9	22.5	18.9	17.6	
A little bit wrong	4.3	10.8	19.2	18.9	12.3	
Not wrong at all	3.7	10.8	16.6	18.9	11.4	
N of Valid	188	158	151	106	603	
N of Miss	17	50	38	23	128	

Table 174: How wrong do your friends feel it would be for YOU to: smoke tobacco?





Response	6	8	10	12	Total	
Very wrong	86.1	69.0	56.3	54.7	68.6	
Wrong	8.0	12.7	20.5	18.9	14.3	
A little bit wrong	2.7	5.7	15.9	7.5	7.6	
Not wrong at all	3.2	12.7	7.3	18.9	9.5	
N of Valid	187	158	151	106	602	
N of Miss	18	50	38	23	129	



Table 175: How wrong do your friends feel it would be for YOU to: smoke marijuana?





Response	6	8	10	12	Total	
Very wrong	88.8	69.6	43.7	47.2	65.1	
Wrong	5.9	10.8	17.9	18.9	12.5	
A little bit wrong	1.6	9.5	15.2	16.0	9.6	
Not wrong at all	3.7	10.1	23.2	17.9	12.8	
N of Valid	187	158	151	106	602	
N of Miss	18	50	38	23	129	

Table 176: How wrong do your friends feel it would be for YOU to: use prescription drugs not prescribed to you





Response	6	8	10	12	Total	
Very wrong	87.1	73.2	54.0	59.4	70.3	
Wrong	7.5	12.7	20.0	27.4	15.5	
A little bit wrong	2.2	5.1	16.0	4.7	6.8	
Not wrong at all	3.2	8.9	10.0	8.5	7.3	
N of Valid	186	157	150	106	599	
N of Miss	19	51	39	23	132	

Table 177: How wrong would most adults (over 21) in your neighborhood think it is for kids your age: to use marijuana?





Response	6	8	10	12	Total	
Very wrong	90.9	69.9	59.6	54.2	71.0	
Wrong	5.4	13.5	20.5	17.8	13.5	
A little bit wrong	1.1	9.0	8.6	14.0	7.3	
Not wrong at all	2.7	7.7	11.3	14.0	8.2	
N of Valid	186	156	151	107	600	
N of Miss	19	52	38	22	131	

Table 178: How wrong would most adults (over 21) in your neighborhood think it is for kids your age: to drink alcohol?





Response	6	8	10	12	Total	
Very wrong	87.0	62.2	57.0	48.6	66.1	
Wrong	7.6	13.5	18.5	15.0	13.2	
A little bit wrong	2.7	15.4	11.9	20.6	11.5	
Not wrong at all	2.7	9.0	12.6	15.9	9.2	
N of Valid	184	156	151	107	598	
N of Miss	21	52	38	22	133	

Table 179: How wrong would most adults (over 21) in your neighborhood think it is for kids your age: to smoke cigarettes?





Response	6	8	10	12	Total	
Very wrong	86.3	66.5	62.9	53.3	69.3	
Wrong	7.7	11.6	20.5	15.0	13.3	
A little bit wrong	3.3	10.3	6.6	14.0	7.9	
Not wrong at all	2.7	11.6	9.9	17.8	9.6	
N of Valid	183	155	151	107	596	
N of Miss	22	53	38	22	135	

Table 180: How much do each of the following statements describe your neighborhood? crime and/or drug selling





Response	6	8	10	12	Total	
NO!	70.3	56.5	44.3	40.6	54.9	
no	10.8	17.5	24.8	18.9	17.5	
yes	7.6	14.9	16.1	18.9	13.6	
YES!	11.4	11.0	14.8	21.7	14.0	
N of Valid	185	154	149	106	594	
N of Miss	20	54	40	23	137	

Table 181: How much do each of the following statements describe your neighborhood? fights





Response	6	8	10	12	Total	
NO!	60.4	48.7	44.0	38.1	49.3	
no	13.9	15.8	23.3	27.6	19.2	
yes	10.7	21.7	17.3	13.3	15.7	
YES!	15.0	13.8	15.3	21.0	15.8	
N of Valid	187	152	150	105	594	
N of Miss	18	56	39	24	137	

Table 182: How much do each of the following statements describe your neighborhood? lots of empty or abandoned buildings





Response	6	8	10	12	Total	
NO!	65.2	57.9	45.6	43.0	54.4	
no	17.9	22.4	26.8	27.1	23.0	
yes	9.2	13.2	14.8	14.0	12.5	
YES!	7.6	6.6	12.8	15.9	10.1	
N of Valid	184	152	149	107	592	
N of Miss	21	56	40	22	139	

Table 183: How much do each of the following statements describe your neighborhood? lots of graffiti





Response	6	8	10	12	Total	
NO!	77.6	70.7	55.4	51.9	65.4	
no	15.5	20.7	35.1	33.0	25.1	
yes	2.9	4.0	6.1	6.6	4.7	
YES!	4.0	4.7	3.4	8.5	4.8	
N of Valid	174	150	148	106	578	
N of Miss	31	58	41	23	153	

Table 184: I feel safe in my neighborhood.


Response	6	8	10	12	Total	
NO!	16.8	13.9	8.7	23.6	15.2	
no	11.2	7.9	16.8	12.3	12.0	
yes	25.7	33.1	29.5	34.0	30.1	
YES!	46.4	45.0	45.0	30.2	42.7	
N of Valid	179	151	149	106	585	
N of Miss	26	57	40	23	146	

Table 185: If a kid smoked marijuana in your neighborhood would he or she be caught by the police?


Response	6	8	10	12	Total	
NO!	25.7	30.3	38.1	42.5	33.1	
no	17.1	33.5	42.2	35.8	31.2	
yes	18.3	14.8	12.2	15.1	15.3	
YES!	38.9	21.3	7.5	6.6	20.4	
N of Valid	175	155	147	106	583	
N of Miss	30	53	42	23	148	

Table 186: If a kid drank some beer, wine or hard liquor (for example, vodka, whiskey, or gin) in your neighborhood would he or she be caught by the police?


Response	6	8	10	12	Total	
NO!	28.2	33.1	42.2	42.5	35.6	
no	20.9	35.1	42.2	38.7	33.2	
yes	17.5	11.7	10.9	13.2	13.5	
YES!	33.3	20.1	4.8	5.7	17.6	
N of Valid	177	154	147	106	584	
N of Miss	28	54	42	23	147	

Table 187: If a kid carried a handgun in your neighborhood would he or she be caught by the police?





Response	6	8	10	12	Total	
NO!	22.3	26.6	31.3	36.8	28.4	
no	16.6	26.0	37.4	34.9	27.7	
yes	16.6	20.1	21.1	20.8	19.4	
YES!	44.6	27.3	10.2	7.5	24.6	
N of Valid	175	154	147	106	582	
N of Miss	30	54	42	23	149	

Table 188: If you wanted to get some cigarettes, how easy would it be for you to get some?





Response	6	8	10	12	Total	
Very hard	81.5	51.0	34.7	36.2	53.2	
Sort of hard	5.4	12.6	8.3	11.4	9.2	
Sort of easy	8.3	15.9	23.6	15.2	15.5	
Very easy	4.8	20.5	33.3	37.1	22.2	
N of Valid	168	151	144	105	568	
N of Miss	37	57	45	24	163	

Table 189: If you wanted to get some beer, wine or hard liquor (for example, vodka, whiskey, or gin), how easy would it be for you to get some?





Response	6	8	10	12	Total	
Very hard	78.7	47.0	27.1	30.8	48.1	
Sort of hard	9.1	10.7	10.4	14.4	10.9	
Sort of easy	7.3	19.5	31.9	18.3	18.9	
Very easy	4.9	22.8	30.6	36.5	22.1	
N of Valid	164	149	144	104	561	
N of Miss	41	59	45	25	170	

Table 190: If you wanted to get a drug like cocaine, LSD, or amphetamines, how easy would it be for you to get some?





Response	6	8	10	12	Total	
Very hard	92.1	77.9	64.6	55.8	74.6	
Sort of hard	3.6	11.4	16.0	16.3	11.2	
Sort of easy	1.8	4.7	10.4	10.6	6.4	
Very easy	2.4	6.0	9.0	17.3	7.8	
N of Valid	165	149	144	104	562	
N of Miss	40	59	45	25	169	

Table 191: If you wanted to get a handgun, how easy would it be for you to get one?





Response	6	8	10	12	Total	
Very hard	85.5	63.1	44.4	46.2	61.7	
Sort of hard	7.3	10.7	17.4	18.3	12.8	
Sort of easy	3.6	9.4	20.1	12.5	11.0	
Very easy	3.6	16.8	18.1	23.1	14.4	
N of Valid	165	149	144	104	562	
N of Miss	40	59	45	25	169	

Table 192: If you wanted to get some marijuana, how easy would it be for you to get some?





Response	6	8	10	12	Total	
Very hard	87.3	63.8	38.9	37.5	59.4	
Sort of hard	5.5	10.7	6.9	11.5	8.4	
Sort of easy	3.0	8.1	20.1	11.5	10.3	
Very easy	4.2	17.4	34.0	39.4	21.9	
N of Valid	165	149	144	104	562	
N of Miss	40	59	45	25	169	

Table 193: If you wanted to get prescription drugs for the purpose of getting high, how easy would it be for you to get some?





Response	6	8	10	12	Total	
Very hard	86.0	65.1	45.8	42.7	62.1	
Sort of hard	6.1	9.4	12.5	10.7	9.5	
Sort of easy	3.7	10.1	12.5	12.6	9.3	
Very easy	4.3	15.4	29.2	34.0	19.1	
N of Valid	164	149	144	103	560	
N of Miss	41	59	45	26	171	

Table 194: If you wanted to get synthetic marijuana such as K2 or chemical products such as bath salts to get high, how easy would it be for you to get some?





Response	6	8	10	12	Total	
Very hard	90.4	79.1	61.1	54.8	73.3	
Sort of hard	4.2	8.1	18.1	16.3	11.0	
Sort of easy	3.6	4.7	8.3	9.6	6.2	
Very easy	1.8	8.1	12.5	19.2	9.4	
N of Valid	166	148	144	104	562	
N of Miss	39	60	45	25	169	

Table 195: If you wanted to get steroids to enhance athletic performance, how easy would it be for you to get some?





Response	6	8	10	12	Total	
Very hard	87.3	77.9	63.9	57.3	73.3	
Sort of hard	3.6	6.7	16.7	17.5	10.3	
Sort of easy	4.8	4.7	8.3	10.7	6.8	
Very easy	4.2	10.7	11.1	14.6	9.6	
N of Valid	166	149	144	103	562	
N of Miss	39	59	45	26	169	

Table 196: During the past 12 months, have you participated in any alcohol prevention programs or seen any alcohol prevention messages in your school or community? Yes, a school-based program focused on preventing underage drinking and/or drinking and driving.



Response	6	8	10	12	Total	
No	79.5	88.0	87.3	89.1	85.6	
Yes	20.5	12.0	12.7	10.9	14.4	
N of Valid	205	208	189	129	731	
N of Miss	0	0	0	0	0	

Table 197: During the past 12 months, have you participated in any alcohol prevention programs or seen any alcohol prevention messages in your school or community? Yes, a community-based program focused on preventing underage drinking and/or drinking and driving (for example, through your church or temple or through youth groups like Boys and Girls Club or 4-H).



Response	6	8	10	12	Total	
No	86.8	93.3	94.7	90.7	91.4	
Yes	13.2	6.7	5.3	9.3	8.6	
N of Valid	205	208	189	129	731	
N of Miss	0	0	0	0	0	

Table 198: During the past 12 months, have you participated in any alcohol prevention programs or seen any alcohol prevention messages in your school or community? Yes, a media campaign addressing underage drinking and/or drinking and driving (for example, newspaper ads, posters, pamphlets, radio, TV).



Response	6	8	10	12	Total	
No	92.7	94.7	93.7	95.3	94.0	
Yes	7.3	5.3	6.3	4.7	6.0	
N of Valid	205	208	189	129	731	
N of Miss	0	0	0	0	0	

Table 199: During the past 12 months, have you participated in any alcohol prevention programs or seen any alcohol prevention messages in your school or community? No



Response	6	8	10	12	Total	
No	46.3	50.5	46.6	40.3	46.5	
Yes	53.7	49.5	53.4	59.7	53.5	
N of Valid	205	208	189	129	731	
N of Miss	0	0	0	0	0	



Table 200: How wrong do your parents feel it would be for YOU to: drink beer, wine or hard liquor (for example, vodka, whiskey or gin) regularly?

Response	6	8	10	12	Total	
Very wrong	93.7	86.8	80.6	74.5	85.1	
Wrong	4.6	10.6	10.4	12.7	9.1	
A little bit wrong	1.7	2.6	6.2	8.8	4.4	
Not wrong at all	0.0	0.0	2.8	3.9	1.4	
N of Valid	174	151	144	102	571	
N of Miss	31	57	45	27	160	

Table 201: How wrong do your parents feel it would be for YOU to: smoke tobacco?

Response	6	8	10	12	Total	
Very wrong	96.6	91.4	89.5	78.4	90.2	
Wrong	3.4	6.6	8.4	9.8	6.7	
A little bit wrong	0.0	2.0	0.7	3.9	1.4	
Not wrong at all	0.0	0.0	1.4	7.8	1.8	
N of Valid	174	151	143	102	570	
N of Miss	31	57	46	27	161	

Table 202: How wrong do your parents feel it would be for YOU to: smoke marijuana?

Response	6	8	10	12	Total	
Very wrong	96.0	90.8	85.2	81.4	89.3	
Wrong	1.7	7.2	8.5	9.8	6.3	
A little bit wrong	1.7	1.3	1.4	2.0	1.6	
Not wrong at all	0.6	0.7	4.9	6.9	2.8	
N of Valid	173	152	142	102	569	
N of Miss	32	56	47	27	162	

Table 203: How wrong do your parents feel it would be for YOU to: use prescription drugs not prescribed to you?





Response	6	8	10	12	Total	
Very wrong	96.6	92.1	85.3	82.5	90.0	
Wrong	1.1	6.6	9.8	11.7	6.7	
A little bit wrong	0.6	1.3	0.7	1.9	1.1	
Not wrong at all	1.7	0.0	4.2	3.9	2.3	
N of Valid	174	151	143	103	571	
N of Miss	31	57	46	26	160	

Table 204: How wrong do your parents feel it would be for YOU to: steal something worth more than \$5?





Response	6	8	10	12	Total	
Very wrong	92.5	89.3	84.6	83.5	88.0	
Wrong	4.6	8.0	8.4	10.7	7.6	
A little bit wrong	1.2	2.7	4.9	4.9	3.2	
Not wrong at all	1.7	0.0	2.1	1.0	1.2	
N of Valid	173	150	143	103	569	
N of Miss	32	58	46	26	162	

Table 205: How wrong do your parents feel it would be for YOU to: draw graffiti, write things, or draw pictures on buildings or other property (without the owner's permission)?





Response	6	8	10	12	Total	
Very wrong	91.3	85.4	84.7	83.5	86.7	
Wrong	4.7	10.6	9.0	12.6	8.8	
A little bit wrong	3.5	2.6	3.5	1.9	3.0	
Not wrong at all	0.6	1.3	2.8	1.9	1.6	
N of Valid	172	151	144	103	570	
N of Miss	33	57	45	26	161	

Table 206: How wrong do your parents feel it would be for YOU to: pick a fight with someone?





Response	6	8	10	12	Total	
Very wrong	75.1	65.1	65.7	71.6	69.5	
Wrong	13.9	19.7	18.9	13.7	16.7	
A little bit wrong	5.8	10.5	11.2	9.8	9.1	
Not wrong at all	5.2	4.6	4.2	4.9	4.7	
N of Valid	173	152	143	102	570	
N of Miss	32	56	46	27	161	

Table 207: During the past 12 months, have you talked with at least one of your parents about the dangers of underage drinking and/or drinking and driving? By parents, we mean either your biological parents, adoptive parents, stepparents, or adult guardians - whether or not they live with you.



Response	6	8	10	12	Total	
No	52.9	58.7	65.9	65.6	60.0	
Yes	47.1	41.3	34.1	34.4	40.0	
N of Valid	157	143	132	93	525	
N of Miss	48	65	57	36	206	

Table 208: The rules in my family are clear.





Response	6	8	10	12	Total	
NO!	10.9	3.3	6.9	7.7	7.3	
no	3.4	7.9	11.1	8.7	7.5	
yes	20.6	30.9	32.6	33.7	28.7	
YES!	65.1	57.9	49.3	50.0	56.5	
N of Valid	175	152	144	104	575	
N of Miss	30	56	45	25	156	

Table 209: People in my family often insult or yell at each other.

Response	6	8	10	12	Total	
NO!	38.1	27.2	20.1	30.4	29.3	
no	31.2	27.8	39.6	34.3	33.0	
yes	17.6	28.5	26.4	23.5	23.7	
YES!	13.1	16.6	13.9	11.8	14.0	
N of Valid	176	151	144	102	573	
N of Miss	29	57	45	27	158	

Table 210: When I am not at home, one of my parents knows where I am and who I am with.

Response	6	8	10	12	Total	
NO!	12.1	4.0	3.5	7.9	7.1	
no	4.6	5.4	6.3	7.9	5.8	
yes	19.5	26.8	42.0	30.7	29.1	
YES!	63.8	63.8	48.3	53.5	58.0	
N of Valid	174	149	143	101	567	
N of Miss	31	59	46	28	164	

Table 211: We argue about the same things in my family over and over.

Response	6	8	10	12	Total	
NO!	48.3	33.3	20.6	26.0	33.4	
no	30.8	31.3	35.5	37.0	33.2	
yes	11.6	24.0	29.1	26.0	21.8	
YES!	9.3	11.3	14.9	11.0	11.5	
N of Valid	172	150	141	100	563	
N of Miss	33	58	48	29	168	

Table 212: If you drank some beer or wine or liquor (for example, vodka, whiskey, or gin) without your parents' permission, would you be caught by your parents?





Response	6	8	10	12	Total	
NO!	22.4	19.5	21.8	29.1	22.7	
no	8.0	18.8	32.4	32.0	21.3	
yes	10.9	15.4	17.6	15.5	14.6	
YES!	58.6	46.3	28.2	23.3	41.4	
N of Valid	174	149	142	103	568	
N of Miss	31	59	47	26	163	

Table 213: My family has clear rules about alcohol and drug use.





Response	6	8	10	12	Total	
NO!	17.9	8.7	7.0	11.0	11.5	
no	6.4	10.7	11.2	15.0	10.2	
yes	12.7	22.0	32.2	31.0	23.3	
YES!	63.0	58.7	49.7	43.0	54.9	
N of Valid	173	150	143	100	566	
N of Miss	32	58	46	29	165	

Table 214: If you carried a handgun without your parents' permission, would you be caught by your parents?





Response	6	8	10	12	Total	
NO!	20.1	12.8	14.3	19.6	16.6	
no	5.7	12.1	19.3	20.6	13.5	
yes	9.8	16.8	25.0	12.7	15.9	
YES!	64.4	58.4	41.4	47.1	54.0	
N of Valid	174	149	140	102	565	
N of Miss	31	59	49	27	166	

Table 215: If you skipped school would you be caught by your parents?

Response	6	8	10	12	Total	
NO!	19.7	11.3	12.9	13.9	14.7	
no	2.9	13.3	17.1	26.7	13.5	
yes	13.3	18.7	25.0	19.8	18.8	
YES!	64.2	56.7	45.0	39.6	53.0	
N of Valid	173	150	140	101	564	
N of Miss	32	58	49	28	167	

Table 216: My parents ask if I've gotten my homework done.

Response	6	8	10	12	Total	
NO!	7.5	8.7	9.4	26.7	11.7	
no	4.0	10.0	21.7	20.8	13.0	
yes	16.1	26.0	26.8	24.8	22.9	
YES!	72.4	55.3	42.0	27.7	52.4	
N of Valid	174	150	138	101	563	
N of Miss	31	58	51	28	168	

Table 217: People in my family have serious arguments.

Response	6	8	10	12	Total	
NO!	50.6	38.4	25.2	31.7	37.6	
no	23.5	32.5	46.0	39.6	34.4	
yes	7.1	12.6	15.8	16.8	12.5	
YES!	18.8	16.6	12.9	11.9	15.5	
N of Valid	170	151	139	101	561	
N of Miss	35	57	50	28	170	

Table 218: Would your parents know if you did not come home on time?

Response	6	8	10	12	Total	
NO!	12.8	7.3	7.1	13.0	9.9	
no	7.0	12.0	14.9	10.0	10.8	
yes	16.3	22.7	29.8	26.0	23.1	
YES!	64.0	58.0	48.2	51.0	56.1	
N of Valid	172	150	141	100	563	
N of Miss	33	58	48	29	168	

Table 219: Have any of your brothers or sisters ever: drunk beer, wine or hard liquor (for example, vodka, whiskey or gin)?

Response	6	8	10	12	Total	
No	78.9	53.0	42.3	54.0	58.4	
Yes	18.7	43.0	52.8	44.0	38.3	
I don't have any brothers or sisters	2.3	4.0	4.9	2.0	3.4	
N of Valid	171	149	142	100	562	
N of Miss	34	59	47	29	169	

Table 220: Have any of your brothers or sisters ever: smoked marijuana?

Response	6	8	10	12	Total	
No	91.7	81.9	59.6	64.0	76.0	
Yes	5.3	14.8	36.2	34.0	20.8	
I don't have any brothers or sisters	3.0	3.4	4.3	2.0	3.2	
N of Valid	169	149	141	100	559	
N of Miss	36	59	48	29	172	

Table 221: Have any of your brothers or sisters ever: smoked cigarettes?

Response	6	8	10	12	Total	
No	85.1	69.1	61.9	63.0	71.0	
Yes	11.9	27.5	33.8	35.0	25.7	
I don't have any brothers or sisters	3.0	3.4	4.3	2.0	3.2	
N of Valid	168	149	139	100	556	
N of Miss	37	59	50	29	175	

Table 222: Have any of your brothers or sisters ever: taken a handgun to school?




Response	6	8	10	12	Total	
No	95.3	92.6	90.6	93.0	93.0	
Yes	3.0	3.4	5.0	5.0	4.0	
I don't have any brothers or sisters	1.8	4.1	4.3	2.0	3.1	
N of Valid	169	148	139	100	556	
N of Miss	36	60	50	29	175	

Table 223: Have any of your brothers or sisters ever: been suspended or expelled from school?




Response	6	8	10	12	Total	
No	68.0	49.0	45.4	55.0	54.9	
Yes	30.2	47.6	50.4	43.0	42.2	
I don't have any brothers or sisters	1.8	3.4	4.3	2.0	2.9	
N of Valid	169	147	141	100	557	
N of Miss	36	61	48	29	174	

Table 224: Have you changed homes in the past year (the last 12 months)?



Response	6	8	10	12	Total	
No	71.6	72.2	68.1	71.6	70.9	
Yes	28.4	27.8	31.9	28.4	29.1	
N of Valid	169	151	138	102	560	
N of Miss	36	57	51	27	171	

Table 225: How many times have you changed homes since kindergarten?






Response	6	8	10	12	Total	
Never	41.1	24.8	19.0	33.3	29.9	
1 or 2 times	26.2	35.6	32.1	23.5	29.7	
3 or 4 times	19.0	22.1	24.8	19.6	21.4	
5 or 6 times	7.7	9.4	13.9	10.8	10.3	
7 or more times	6.0	8.1	10.2	12.7	8.8	
N of Valid	168	149	137	102	556	
N of Miss	37	59	52	27	175	



Table 226: Have you changed schools (including changing from elementary to middle and middle to high school) in the past year?



Response	6	8	10	12	Total	
No	54.0	55.7	59.6	67.3	58.3	
Yes	46.0	44.3	40.4	32.7	41.7	
N of Valid	163	149	136	101	549	
N of Miss	42	59	53	28	182	

Table 227: How many times have you changed schools since kindergarten (including changing from elementary to middle and middle to high school)?






Response	6	8	10	12	Total	
Never	43.7	25.9	15.4	25.5	28.6	
1 or 2 times	31.7	37.4	27.9	20.6	30.3	
3 or 4 times	16.2	23.8	34.6	31.4	25.5	
5 or 6 times	6.0	10.2	9.6	18.6	10.3	
7 or more times	2.4	2.7	12.5	3.9	5.3	
N of Valid	167	147	136	102	552	
N of Miss	38	61	53	27	179	

Table 228: Has anyone in your family ever had severe alcohol or drug problems?



Response	6	8	10	12	Total	
No	76.9	65.3	60.9	50.0	64.9	
Yes	23.1	34.7	39.1	50.0	35.1	
N of Valid	169	147	138	102	556	
N of Miss	36	61	51	27	175	

Table 229: About how many adults (over 21) have you known personally who in the past year have: used marijuana, crack, cocaine, or other drugs?






Response	6	8	10	12	Total	
0	78.8	58.1	45.9	36.3	57.5	
1	9.4	10.8	16.3	16.7	12.8	
2	2.4	12.2	9.6	9.8	8.1	
03/04/13	2.4	5.4	8.9	5.9	5.4	
5	7.1	13.5	19.3	31.4	16.2	
N of Valid	170	148	135	102	555	
N of Miss	35	60	54	27	176	

Table 230: About how many adults (over 21) have you known personally who in the past year have: sold or dealt drugs?






Response	6	8	10	12	Total	
0	87.0	61.9	48.9	47.5	63.8	
1	4.7	11.6	14.1	13.9	10.5	
2	1.8	8.2	15.6	7.9	8.0	
03/04/13	1.8	7.5	6.7	5.9	5.3	
5	4.7	10.9	14.8	24.8	12.5	
N of Valid	169	147	135	101	552	
N of Miss	36	61	54	28	179	

Table 231: About how many adults (over 21) have you known personally who in the past year have: done other things that could get them in trouble with the police, like stealing, selling stolen goods, mugging or assaulting others, etc.?






Response	6	8	10	12	Total	
0	86.5	60.4	52.6	45.1	63.7	
1	3.5	8.7	10.4	13.7	8.4	
2	2.9	9.4	8.9	9.8	7.4	
03/04/13	2.9	6.0	8.9	8.8	6.3	
5	4.1	15.4	19.3	22.5	14.2	
N of Valid	171	149	135	102	557	
N of Miss	34	59	54	27	174	

Table 232: About how many adults (over 21) have you known personally who in the past year have: gotten drunk or high?






Response	6	8	10	12	Total	
0	67.8	35.1	21.5	29.4	40.8	
1	12.9	11.5	14.1	11.8	12.6	
2	2.3	14.2	13.3	6.9	9.0	
03/04/13	4.7	8.8	15.6	10.8	9.5	
5	12.3	30.4	35.6	41.2	28.1	
N of Valid	171	148	135	102	556	
N of Miss	34	60	54	27	175	

Table 233: Have you seen or heard information about underage drinking in the past 12 months from the following sources? Radio



Response	6	8	10	12	Total	
No	49.7	51.3	57.7	52.5	52.6	
Yes	50.3	48.7	42.3	47.5	47.4	
N of Valid	171	152	137	99	559	
N of Miss	34	56	52	30	172	

Table 234: Have you seen or heard information about underage drinking in the past 12 months from the following sources? TV.



Response	6	8	10	12	Total	
No	30.6	23.8	32.4	26.7	28.5	
Yes	69.4	76.2	67.6	73.3	71.5	
N of Valid	173	151	136	101	561	
N of Miss	32	57	53	28	170	

Table 235: Have you seen or heard information about underage drinking in the past 12 months from the following sources? Print. This includes information on underage drinking you may have seen in the newspaper, on a billboard, in pamphlets, on stickers, etc.



Response	6	8	10	12	Total	
No	57.6	51.0	55.1	49.0	53.7	
Yes	42.4	49.0	44.9	51.0	46.3	
N of Valid	172	151	136	100	559	
N of Miss	33	57	53	29	172	

Table 236: Have you seen or heard information about underage drinking in the past 12 months from the following sources? Website or social media? (Facebook, Myspace, website, etc.)



Response	6	8	10	12	Total	
No	53.2	39.7	44.5	40.4	45.2	
Yes	46.8	60.3	55.5	59.6	54.8	
N of Valid	173	151	137	99	560	
N of Miss	32	57	52	30	171	

Table 237: The next questions ask about your opinions of the information you saw or heard. If you have seen or heard more than one ad, please think about your favorite ad when answering these questions. The information about underage drinking that I saw or heard was convincing.






Response	6	8	10	12	Total	
NO!	41.3	28.5	24.8	29.7	31.7	
no	9.6	10.4	18.8	9.9	12.1	
yes	7.8	22.2	25.6	35.6	21.1	
YES!	25.7	26.4	14.3	13.9	20.9	
I have not seen or heard any ads about underage drinking in the past 12 months.	15.6	12.5	16.5	10.9	14.1	
N of Valid	167	144	133	101	545	
N of Miss	38	64	56	28	186	

Table 238: The next questions ask about your opinions of the information you saw or heard. If you have seen or heard more than one ad, please think about your favorite ad when answering these questions. The information about underage drinking that I saw or heard grabbed my attention.






Response	6	8	10	12	Total	
NO!	35.9	27.6	22.2	21.8	27.7	
no	4.2	12.4	20.7	20.8	13.5	
yes	13.2	20.7	21.5	29.7	20.3	
YES!	30.5	26.9	21.5	18.8	25.2	
I have not seen or heard any ads about underage drinking in the past 12 months.	16.2	12.4	14.1	8.9	13.3	
N of Valid	167	145	135	101	548	
N of Miss	38	63	54	28	183	

Table 239: The next questions ask about your opinions of the information you saw or heard. If you have seen or heard more than one ad, please think about your favorite ad when answering these questions. The information about underage drinking that I saw or heard said something important to me.

Response	6	8	10	12	Total	
NO!	36.4	26.2	23.9	23.8	28.3	
no	6.7	12.4	23.1	15.8	13.9	
yes	7.9	16.6	19.4	31.7	17.4	
YES!	32.7	29.0	17.2	18.8	25.3	
I have not seen or heard any ads about underage drinking in the past 12 months.	16.4	15.9	16.4	9.9	15.0	
N of Valid	165	145	134	101	545	
N of Miss	40	63	55	28	186	

Table 240: The next questions ask about your opinions of the information you saw or heard. If you have seen or heard more than one ad, please think about your favorite ad when answering these questions. Seeing or hearing this information about underage drinking made me want to stop or decrease my drinking.

Response	6	8	10	12	Total	
NO!	36.6	28.6	24.8	29.0	30.1	
no	5.0	10.7	18.8	17.0	12.2	
yes	4.3	10.7	12.8	23.0	11.6	
YES!	27.3	27.1	18.0	20.0	23.6	
I have not seen or heard any ads about underage drinking in the past 12 months.	26.7	22.9	25.6	11.0	22.5	
N of Valid	161	140	133	100	534	
N of Miss	44	68	56	29	197	

Table 241: How honest were you in filling out this survey?

Response	6	8	10	12	Total	
I was very honest	86.4	77.3	84.0	70.6	80.6	
I was honest pretty much of the time	10.8	17.5	10.4	18.6	13.9	
I was honest some of the time	2.8	3.2	4.9	9.8	4.7	
I was honest once in a while	0.0	1.9	0.7	1.0	0.9	
I was not honest at all	0.0	0.0	0.0	0.0	0.0	
N of Valid	176	154	144	102	576	
N of Miss	29	54	45	27	155	