

2012 APNA

Arkansas Prevention Needs Assessment Student Survey



Region 13 Tables

Arkansas Department of Human Services
Division of Behavioral Health Services
Prevention Services

Conducted by International Survey Associates dba Pride Surveys

Contents

1	INTRODUCTION	10
2	PERCENTAGE TABLES	15

List of Tables

1	Sex	16
2	Age	16
3	Are you Hispanic or Latino?	16
4	What is your race? Black or African American	17
5	What is your race? Asian	17
6	What is your race? American Indian	17
7	What is your race? Alaska Native	17
8	What is your race? White	18
9	What is your race? Native Hawaiian or Other Pacific Islander	18
10	What is your race? Other	18
11	What is the highest level of schooling completed by your mother or father?	19
12	Think of where you live most of the time. Which of the following people live there with you? Mother	19
13	Think of where you live most of the time. Which of the following people live there with you? Stepmother	19
14	Think of where you live most of the time. Which of the following people live there with you? Foster Mother	20
15	Think of where you live most of the time. Which of the following people live there with you? Grandmother	20
16	Think of where you live most of the time. Which of the following people live there with you? Aunt	20
17	Think of where you live most of the time. Which of the following people live there with you? Father	20
18	Think of where you live most of the time. Which of the following people live there with you? Stepfather	21
19	Think of where you live most of the time. Which of the following people live there with you? Foster Father	21
20	Think of where you live most of the time. Which of the following people live there with you? Grandfather	21
21	Think of where you live most of the time. Which of the following people live there with you? Uncle	21
22	Think of where you live most of the time. Which of the following people live there with you? Other Adults	22
23	Think of where you live most of the time. Which of the following people live there with you? Brother(s)	22
24	Think of where you live most of the time. Which of the following people live there with you? Stepbrother(s)	22
25	Think of where you live most of the time. Which of the following people live there with you? Sister(s)	22
26	Think of where you live most of the time. Which of the following people live there with you? Stepsister(s)	23

27	Think of where you live most of the time. Which of the following people live there with you? Other Children	23
28	In my school, students have lots of chances to help decide things like class activities and rules.	23
29	Teachers ask me to work on special classroom projects.	23
30	My teacher(s) notices when I am doing a good job and lets me know about it.	24
31	There are lots of chances for students in my school to get involved in sports, clubs, and other school activities outside of class.	24
32	There are lots of chances for students in my school to talk with a teacher one-on-one.	24
33	I feel safe at my school.	25
34	The school lets my parents know when I have done something well.	25
35	My teachers praise me when I work hard in school.	25
36	Are your school grades better than the grades of most students in your class?	26
37	I have lots of chances to be part of class discussions or activities.	26
38	Now thinking back over the past year in school, how often did you: enjoy being in school?	26
39	Now thinking back over the past year in school, how often did you: hate being in school?	27
40	Now thinking back over the past year in school, how often did you: try to do your best work in school?	27
41	How often do you feel that the school work you are assigned is meaningful and important?	27
42	Putting them all together, what were your grades like last year?	28
43	How important do you think the things you are learning in school are going to be for your later life?	28
44	How interesting are most of your courses to you?	28
45	During the LAST FOUR WEEKS how many whole days of school have you missed because you skipped or 'cut'?	29
46	What are the chances you would be seen as cool if you: smoked cigarettes?	29
47	What are the chances you would be seen as cool if you: worked hard at school?	29
48	What are the chances you would be seen as cool if you: began drinking alcoholic beverages regularly, that is, at least once or twice a month?	30
49	What are the chances you would be seen as cool if you: defended someone who was being verbally abused at school?	30
50	What are the chances you would be seen as cool if you: smoked marijuana?	30
51	What are the chances you would be seen as cool if you: carried a handgun?	31

52	Think of your four best friends (the friends you feel closest to). In the past year (12 months), how many of your best friends have: participated in clubs, organizations or activities at school?	31
53	Think of your four best friends (the friends you feel closest to). In the past year (12 months), how many of your best friends have: smoked cigarettes?	31
54	Think of your four best friends (the friends you feel closest to). In the past year (12 months), how many of your best friends have: tried beer, wine or hard liquor (for example, vodka, whiskey, or gin) when their parents didn't know about it?	32
55	Think of your four best friends (the friends you feel closest to). In the past year (12 months), how many of your best friends have: made a commitment to stay drug-free?	32
56	Think of your four best friends (the friends you feel closest to). In the past year (12 months), how many of your best friends have: used marijuana?	32
57	Think of your four best friends (the friends you feel closest to). In the past year (12 months), how many of your best friends have: used prescription drugs or non-prescription drugs for the purposes of getting high?	33
58	Think of your four best friends (the friends you feel closest to). In the past year (12 months), how many of your best friends have: used synthetic marijuana (K2, spice) or bath salts?	33
59	Think of your four best friends (the friends you feel closest to). In the past year (12 months), how many of your best friends have: used LSD, cocaine, amphetamines, or other illegal drugs?	33
60	Think of your four best friends (the friends you feel closest to). In the past year (12 months), how many of your best friends have: tried to do well in school?	34
61	Think of your four best friends (the friends you feel closest to). In the past year (12 months), how many of your best friends have: been suspended from school?	34
62	Think of your four best friends (the friends you feel closest to). In the past year (12 months), how many of your best friends have: liked school?	34
63	Think of your four best friends (the friends you feel closest to). In the past year (12 months), how many of your best friends have: carried a handgun?	35
64	Think of your four best friends (the friends you feel closest to). In the past year (12 months), how many of your best friends have: sold illegal drugs?	35
65	Think of your four best friends (the friends you feel closest to). In the past year (12 months), how many of your best friends have: regularly attended religious services?	35

66	Think of your four best friends (the friends you feel closest to). In the past year (12 months), how many of your best friends have: stolen or tried to steal a motor vehicle such as a car or motorcycle?	36
67	Think of your four best friends (the friends you feel closest to). In the past year (12 months), how many of your best friends have: been arrested?	36
68	Think of your four best friends (the friends you feel closest to). In the past year (12 months), how many of your best friends have: dropped out of school?	36
69	Think of your four best friends (the friends you feel closest to). In the past year (12 months), how many of your best friends have: been members of a gang?	37
70	How old were you when you first: smoked marijuana?	37
71	How old were you when you first: smoked a cigarette, even just a puff?	38
72	How old were you when you first: had more than a sip or two of beer, wine or hard liquor (for example, vodka, whiskey, or gin)?	38
73	How old were you when you first: began drinking alcoholic beverages regularly, that is, at least once or twice a month?	39
74	How old were you when you first: used Daztrex?	39
75	How old were you when you first: got suspended from school?	40
76	How old were you when you first: got arrested?	40
77	How old were you when you first: carried a handgun?	41
78	How old were you when you first: attacked someone with the idea of seriously hurting them?	41
79	How old were you when you first: belonged to a gang?	42
80	How wrong do you think it is for someone your age to: take a handgun to school?	42
81	How wrong do you think it is for someone your age to: steal anything worth more than \$5?	42
82	How wrong do you think it is for someone your age to: pick a fight with someone?	43
83	How wrong do you think it is for someone your age to: attack someone with the idea of seriously hurting them?	43
84	How wrong do you think it is for someone your age to: stay away from school all day when their parents think they are at school?	43
85	How wrong do you think it is for someone your age to: drink beer, wine or hard liquor (for example, vodka, whiskey, or gin) regularly?	44
86	How wrong do you think it is for someone your age to: smoke cigarettes?	44
87	How wrong do you think it is for someone your age to: smoke marijuana?	44
88	How wrong do you think it is for someone your age to: use prescription drugs or non-prescription drugs for the purpose of getting high?	45

89	How wrong do you think it is for someone your age to: use synthetic marijuana (K2, spice) or bath salts?	45
90	How wrong do you think it is for someone your age to: use LSD, cocaine, amphetamines or another illegal drug?	45
91	At school during the past 12 months, did you receive help from the resource teacher, speech therapist or other special education teacher?	46
92	How many times in the past year (12 months) have you: been suspended from school?	46
93	How many times in the past year (12 months) have you: carried a handgun?	46
94	How many times in the past year (12 months) have you: sold illegal drugs?	47
95	How many times in the past year (12 months) have you: stolen or tried to steal a motor vehicle such as a car or motorcycle?	47
96	How many times in the past year (12 months) have you: participated in clubs, organizations or activities at school?	48
97	How many times in the past year (12 months) have you: been arrested?	48
98	How many times in the past year (12 months) have you: attacked someone with the idea of seriously hurting them?	49
99	How many times in the past year (12 months) have you: been drunk or high at school?	49
100	How many times in the past year (12 months) have you: taken a handgun to school?	50
101	Are you currently on probation, or assigned a probation officer with Juvenile Court?	50
102	Have you ever belonged to a gang?	50
103	If you have ever belonged to a gang, did that gang have a name?	51
104	You are at a party at someone's house, and one of your friends offers you a drink containing alcohol. What would you say or do?	51
105	How often do you attend religious services or activities?	51
106	I think sometimes it's okay to cheat at school.	52
107	It is important to think before you act.	52
108	Sometimes I think that life is not worth it.	52
109	At times I think I am no good at all.	53
110	All in all, I am inclined to think that I am a failure.	53
111	In the past year, have you felt depressed or sad MOST days, even if you felt okay sometimes?	53
112	It is all right to beat up people if they start the fight.	54
113	I think it is okay to take something without asking if you can get away with it.	54
114	Where do you get the most information about living a drug and alcohol free life? Parents/guardians	54
115	Where do you get the most information about living a drug and alcohol free life? Friends	55

116	Where do you get the most information about living a drug and alcohol free life? Family members	55
117	Where do you get the most information about living a drug and alcohol free life? School	55
118	Where do you get the most information about living a drug and alcohol free life? Internet	56
119	Where do you get the most information about living a drug and alcohol free life? TV	56
120	Where do you get the most information about living a drug and alcohol free life? Social media	56
121	How much do you think people risk harming themselves (physically or in other ways) if they: smoked one or more packs of cigarettes per day?	57
122	How much do you think people risk harming themselves (physically or in other ways) if they: try marijuana once or twice?	57
123	How much do you think people risk harming themselves (physically or in other ways) if they: smoke marijuana once or twice a week?	57
124	How much do you think people risk harming themselves (physically or in other ways) if they: take one or two drinks of an alcoholic beverage (beer, wine, liquor) nearly every day?	58
125	How much do you think people risk harming themselves (physically or in other ways) if they: have five or more drinks of an alcoholic beverage once or twice each weekend?	58
126	How much do you think people risk harming themselves (physically or in other ways) if they: use prescription drugs that are not prescribed to them?	58
127	How much do you think people risk harming themselves (physically or in other ways) if they: use non-prescription drugs to get high?	59
128	Have you ever used smokeless tobacco (chew, snuff, plug, dipping tobacco, or chewing tobacco)?	59
129	How often have you taken smokeless tobacco during the past 30 days?	59
130	Have you ever smoked cigarettes?	60
131	How frequently have you smoked cigarettes during the past 30 days?	60
132	Which statement best describes rules about smoking inside your home?	60
133	Which statement best describes rules about smoking in your family cars?	61
134	During this school year, were you taught in any of your classes about the dangers of tobacco use?	61
135	During the past 12 months, have you participated in any community activities to discourage people your age from using cigarettes, chewing tobacco, snuff, dip or cigars?	61
136	Think back over the last two weeks. How many times have you had five or more alcoholic drinks in a row?	62

137	During the past 30 days, how many times did you ride in a car or other vehicle driven by someone who had been drinking alcohol or using drugs to get high?	62
138	During the past 30 days, how many times did you drive a car or other vehicle when you had been drinking alcohol or using drugs to get high?	62
139	If you drank alcohol (not just a sip or taste) in the past year, how did you usually get it?	63
140	If you drank alcohol (not just a sip or taste) in the past year, where did you usually drink it?	63
141	How do you feel about someone your age having one or two drinks of an alcoholic beverage nearly every day?	64
142	On how many occasions have you had alcoholic beverages (beer, wine or hard liquor) to drink in your lifetime - more than just a few sips?	64
143	On how many occasions have you drunk one of more drinks of an alcoholic beverage during the past 30 days?	64
144	On how many occasions have you used marijuana (grass, pot) or hashish (hash, hash oil) in your lifetime?	65
145	On how many occasions have you used marijuana (grass, pot) or hashish (hash, hash oil) during the past 30 days?	65
146	On how many occasions have you used LSD or other psychedelics in your lifetime?	65
147	On how many occasions have you used LSD or other psychedelics during the past 30 days?	66
148	On how many occasions have you used cocaine or crack in your lifetime?	66
149	On how many occasions have you used cocaine or crack during the past 30 days?	66
150	On how many occasions have you sniffed glue, breathed the contents of an aerosol spray can, or inhaled other gases or sprays, in order to get high in your lifetime?	67
151	On how many occasions have you sniffed glue, breathed the contents of an aerosol spray can, or inhaled other gases or sprays, in order to get high during the past 30 days?	67
152	On how many occasions have you used Daztrex in your lifetime?	68
153	On how many occasions have you used Daztrex during the past 30 days?	68
154	On how many occasions have you used synthetic marijuana in your lifetime?	68
155	On how many occasions have you used synthetic marijuana during the past 30 days?	69
156	On how many occasions have you used methamphetamines (meth, speed, crank, crystal meth) in your lifetime?	69

157	On how many occasions have you used methamphetamines (meth, speed, crank, crystal meth) in the past 30 days?	69
158	On how many occasions have you used other chemical products (bath salts, plant food, etc.) in your lifetime?	70
159	On how many occasions have you used other chemical products (bath salts, plant food, etc.) during the past 30 days?	70
160	On how many occasions have you used heroin or other opiates in your lifetime?	70
161	On how many occasions have you used heroin or other opiates during the past 30 days?	71
162	On how many occasions have you used MDMA ('X', 'E', or ecstasy) in your lifetime?	71
163	On how many occasions have you used MDMA ('X', 'E', or ecstasy) during the past 30 days?	71
164	On how many occasions have you taken prescription drugs (such as Valium, Xanax, Ritalin, Adderall, OxyContin, Darvocet, or sleeping pills) not prescribed to you in your lifetime?	72
165	On how many occasions have you taken prescription drugs (such as Valium, Xanax, Ritalin, Adderall, OxyContin, Darvocet, or sleeping pills) not prescribed to you during the past 30 days?	72
166	On how many occasions have you taken non-prescription medicines such as diet pills (for example, Dietac, Dexatrim or Prolamine), stay-awake pills (for example No-Doz, Vivarin, or Wake), or cough or cold medicines (robos, DXM, etc.) to get high in your lifetime?	73
167	On how many occasions have you taken non-prescription medicines such as diet pills (for example, Dietac, Dexatrim or Prolamine), stay-awake pills (for example No-Doz, Vivarin, or Wake), or cough or cold medicines (robos, DXM, etc.) to get high during the past 30 days?	73
168	On how many occasions have you been drunk or very high from drinking alcoholic beverages during the past 30 days?	74
169	On how many occasions have you drunk flavored alcoholic beverages, sometimes called 'alcopops' (like Mike's Hard Lemonade, Smirnoff Ice, Bacardi Breezers, etc.) in your lifetime?	74
170	On how many occasions have you drunk flavored alcoholic beverages, sometimes called 'alcopops' (like Mike's Hard Lemonade, Smirnoff Ice, Bacardi Breezers, etc.) during the past 30 days?	75
171	If you used prescription drugs or over the counter drugs without a doctor telling you to use it or for the purpose of getting high, where did you get these drugs?	75
172	During the last month, about how many marijuana cigarettes, or the equivalent, did you smoke a day, on the average?	76
173	How wrong do your friends feel it would be for YOU to: drink alcohol?	76
174	How wrong do your friends feel it would be for YOU to: smoke tobacco?	76

175	How wrong do your friends feel it would be for YOU to: smoke marijuana?	77
176	How wrong do your friends feel it would be for YOU to: use prescription drugs not prescribed to you	77
177	How wrong would most adults (over 21) in your neighborhood think it is for kids your age: to use marijuana?	77
178	How wrong would most adults (over 21) in your neighborhood think it is for kids your age: to drink alcohol?	78
179	How wrong would most adults (over 21) in your neighborhood think it is for kids your age: to smoke cigarettes?	78
180	How much do each of the following statements describe your neighborhood? crime and/or drug selling	78
181	How much do each of the following statements describe your neighborhood? fights	79
182	How much do each of the following statements describe your neighborhood? lots of empty or abandoned buildings	79
183	How much do each of the following statements describe your neighborhood? lots of graffiti	79
184	I feel safe in my neighborhood.	80
185	If a kid smoked marijuana in your neighborhood would he or she be caught by the police?	80
186	If a kid drank some beer, wine or hard liquor (for example, vodka, whiskey, or gin) in your neighborhood would he or she be caught by the police?	80
187	If a kid carried a handgun in your neighborhood would he or she be caught by the police?	81
188	If you wanted to get some cigarettes, how easy would it be for you to get some?	81
189	If you wanted to get some beer, wine or hard liquor (for example, vodka, whiskey, or gin), how easy would it be for you to get some?	81
190	If you wanted to get a drug like cocaine, LSD, or amphetamines, how easy would it be for you to get some?	82
191	If you wanted to get a handgun, how easy would it be for you to get one?	82
192	If you wanted to get some marijuana, how easy would it be for you to get some?	82
193	If you wanted to get prescription drugs for the purpose of getting high, how easy would it be for you to get some?	83
194	If you wanted to get synthetic marijuana such as K2 or chemical products such as bath salts to get high, how easy would it be for you to get some?	83
195	If you wanted to get steroids to enhance athletic performance, how easy would it be for you to get some?	83

196	During the past 12 months, have you participated in any alcohol prevention programs or seen any alcohol prevention messages in your school or community? Yes, a school-based program focused on preventing underage drinking and/or drinking and driving. . . .	84
197	During the past 12 months, have you participated in any alcohol prevention programs or seen any alcohol prevention messages in your school or community? Yes, a community-based program focused on preventing underage drinking and/or drinking and driving (for example, through your church or temple or through youth groups like Boys and Girls Club or 4-H). . . .	84
198	During the past 12 months, have you participated in any alcohol prevention programs or seen any alcohol prevention messages in your school or community? Yes, a media campaign addressing underage drinking and/or drinking and driving (for example, newspaper ads, posters, pamphlets, radio, TV). . . .	84
199	During the past 12 months, have you participated in any alcohol prevention programs or seen any alcohol prevention messages in your school or community? No	84
200	How wrong do your parents feel it would be for YOU to: drink beer, wine or hard liquor (for example, vodka, whiskey or gin) regularly? .	85
201	How wrong do your parents feel it would be for YOU to: smoke tobacco?	85
202	How wrong do your parents feel it would be for YOU to: smoke marijuana?	85
203	How wrong do your parents feel it would be for YOU to: use prescription drugs not prescribed to you?	86
204	How wrong do your parents feel it would be for YOU to: steal something worth more than \$5?	86
205	How wrong do your parents feel it would be for YOU to: draw graffiti, write things, or draw pictures on buildings or other property (without the owner's permission)?	86
206	How wrong do your parents feel it would be for YOU to: pick a fight with someone?	87
207	During the past 12 months, have you talked with at least one of your parents about the dangers of underage drinking and/or drinking and driving? By parents, we mean either your biological parents, adoptive parents, stepparents, or adult guardians - whether or not they live with you. . . .	87
208	The rules in my family are clear. . . .	87
209	People in my family often insult or yell at each other. . . .	88
210	When I am not at home, one of my parents knows where I am and who I am with. . . .	88
211	We argue about the same things in my family over and over. . . .	88

212	If you drank some beer or wine or liquor (for example, vodka, whiskey, or gin) without your parents' permission, would you be caught by your parents?	89
213	My family has clear rules about alcohol and drug use. . . .	89
214	If you carried a handgun without your parents' permission, would you be caught by your parents?	89
215	If you skipped school would you be caught by your parents?	90
216	My parents ask if I've gotten my homework done. . . .	90
217	People in my family have serious arguments. . . .	90
218	Would your parents know if you did not come home on time?	91
219	Have any of your brothers or sisters ever: drunk beer, wine or hard liquor (for example, vodka, whiskey or gin)?	91
220	Have any of your brothers or sisters ever: smoked marijuana?	91
221	Have any of your brothers or sisters ever: smoked cigarettes?	91
222	Have any of your brothers or sisters ever: taken a handgun to school? .	92
223	Have any of your brothers or sisters ever: been suspended or expelled from school?	92
224	Have you changed homes in the past year (the last 12 months)? . .	92
225	How many times have you changed homes since kindergarten? . . .	92
226	Have you changed schools (including changing from elementary to middle and middle to high school) in the past year?	93
227	How many times have you changed schools since kindergarten (including changing from elementary to middle and middle to high school)?	93
228	Has anyone in your family ever had severe alcohol or drug problems? .	93
229	About how many adults (over 21) have you known personally who in the past year have: used marijuana, crack, cocaine, or other drugs? .	94
230	About how many adults (over 21) have you known personally who in the past year have: sold or dealt drugs?	94
231	About how many adults (over 21) have you known personally who in the past year have: done other things that could get them in trouble with the police, like stealing, selling stolen goods, mugging or assaulting others, etc.?	94
232	About how many adults (over 21) have you known personally who in the past year have: gotten drunk or high?	95
233	Have you seen or heard information about underage drinking in the past 12 months from the following sources? Radio	95
234	Have you seen or heard information about underage drinking in the past 12 months from the following sources? TV. . . .	95
235	Have you seen or heard information about underage drinking in the past 12 months from the following sources? Print. This includes information on underage drinking you may have seen in the newspaper, on a billboard, in pamphlets, on stickers, etc. . . .	95

236	Have you seen or heard information about underage drinking in the past 12 months from the following sources? Website or social media? (Facebook, Myspace, website, etc.)	96
237	The next questions ask about your opinions of the information you saw or heard. If you have seen or heard more than one ad, please think about your favorite ad when answering these questions. The information about underage drinking that I saw or heard was convincing.	96
238	The next questions ask about your opinions of the information you saw or heard. If you have seen or heard more than one ad, please think about your favorite ad when answering these questions. The information about underage drinking that I saw or heard grabbed my attention.	96
239	The next questions ask about your opinions of the information you saw or heard. If you have seen or heard more than one ad, please think about your favorite ad when answering these questions. The information about underage drinking that I saw or heard said something important to me.	97
240	The next questions ask about your opinions of the information you saw or heard. If you have seen or heard more than one ad, please think about your favorite ad when answering these questions. Seeing or hearing this information about underage drinking made me want to stop or decrease my drinking.	97
241	How honest were you in filling out this survey?	97

List of Figures

1	Grade Chart	11
2	Gender Chart	12
3	Age Chart	13
4	Ethnic Origin Chart	14

1 INTRODUCTION

This report was generated from data collected on the *2012 Arkansas Prevention Needs Assessment Student Survey*. This report contains basic frequency tables of all data collected and graphs on the selected demographic variables of grade, gender, age and ethnic origin. The graph on ethnic origin is represented as a bar chart rather than as a pie chart. This is because students were allowed to mark more than one response for ethnic origin as opposed to being allowed to mark only one response. The bars represent the percent of students who marked each of the ethnic categories.

Questions regarding the information found in this report can be directed to:

Pride Surveys

160 Vanderbilt Court
Bowling Green, KY 42103
1-800-279-6361
www.pridesurveys.com

Grade Chart

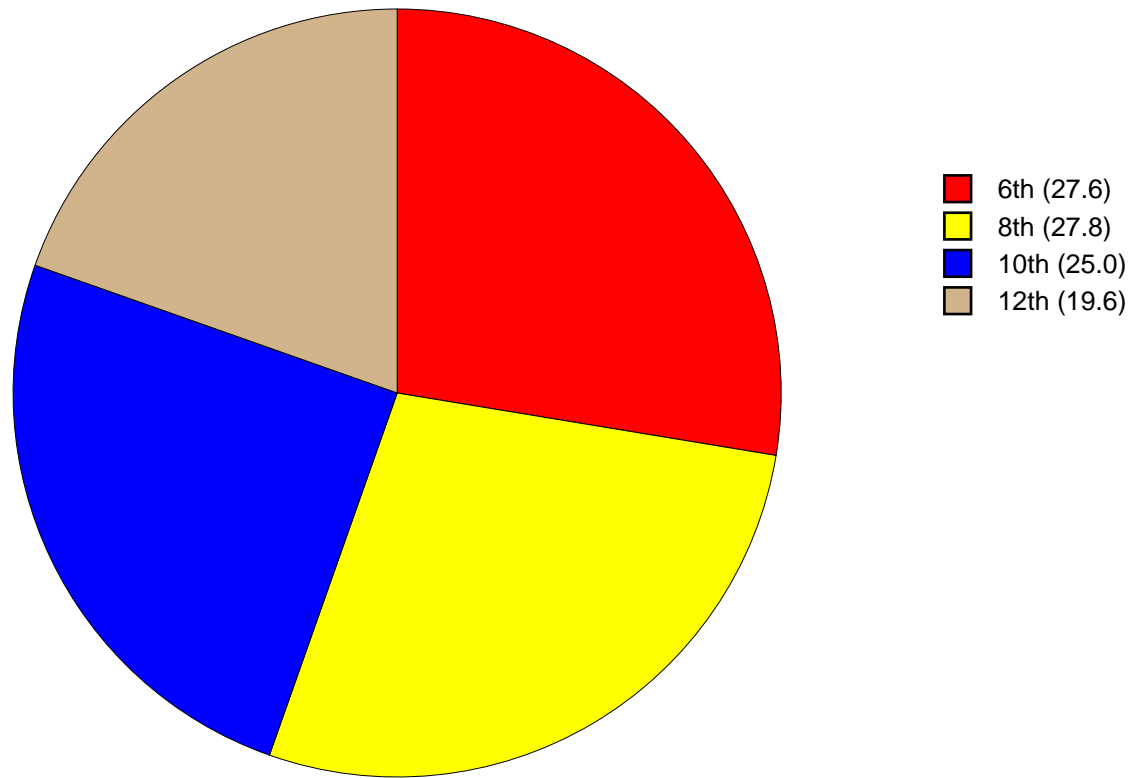


Figure 1: Grade Chart

Gender Chart

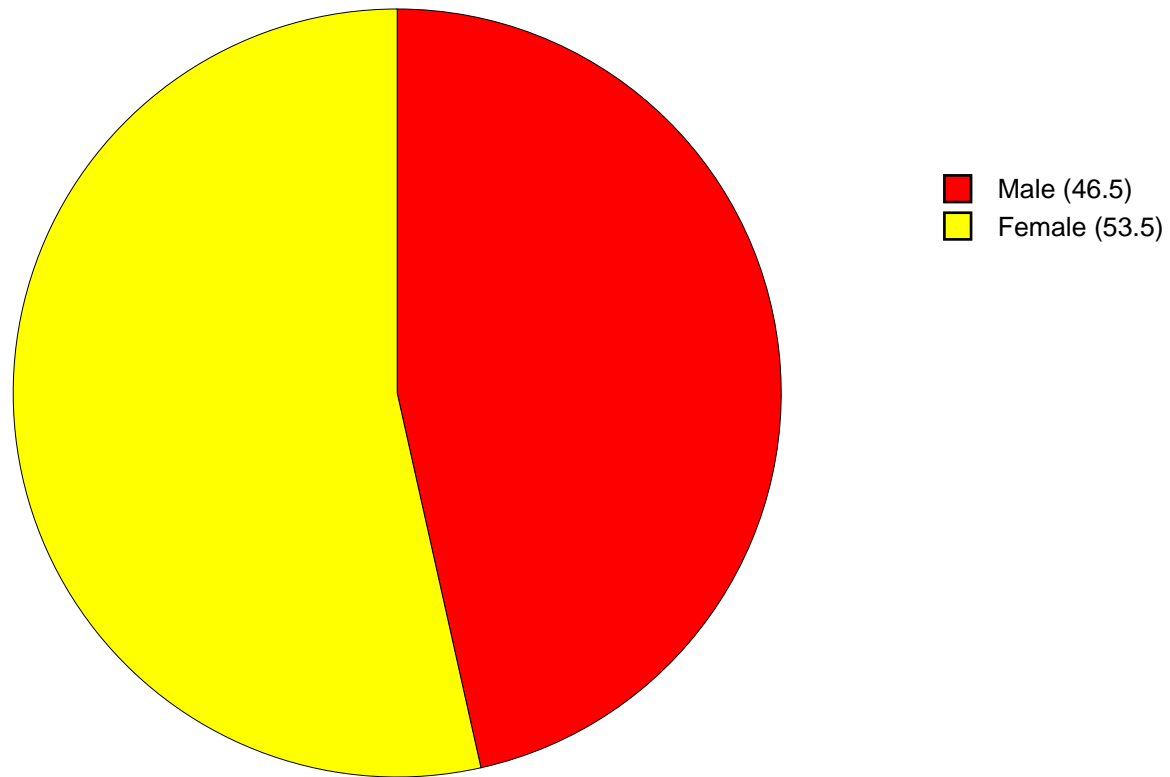


Figure 2: Gender Chart

Age Chart

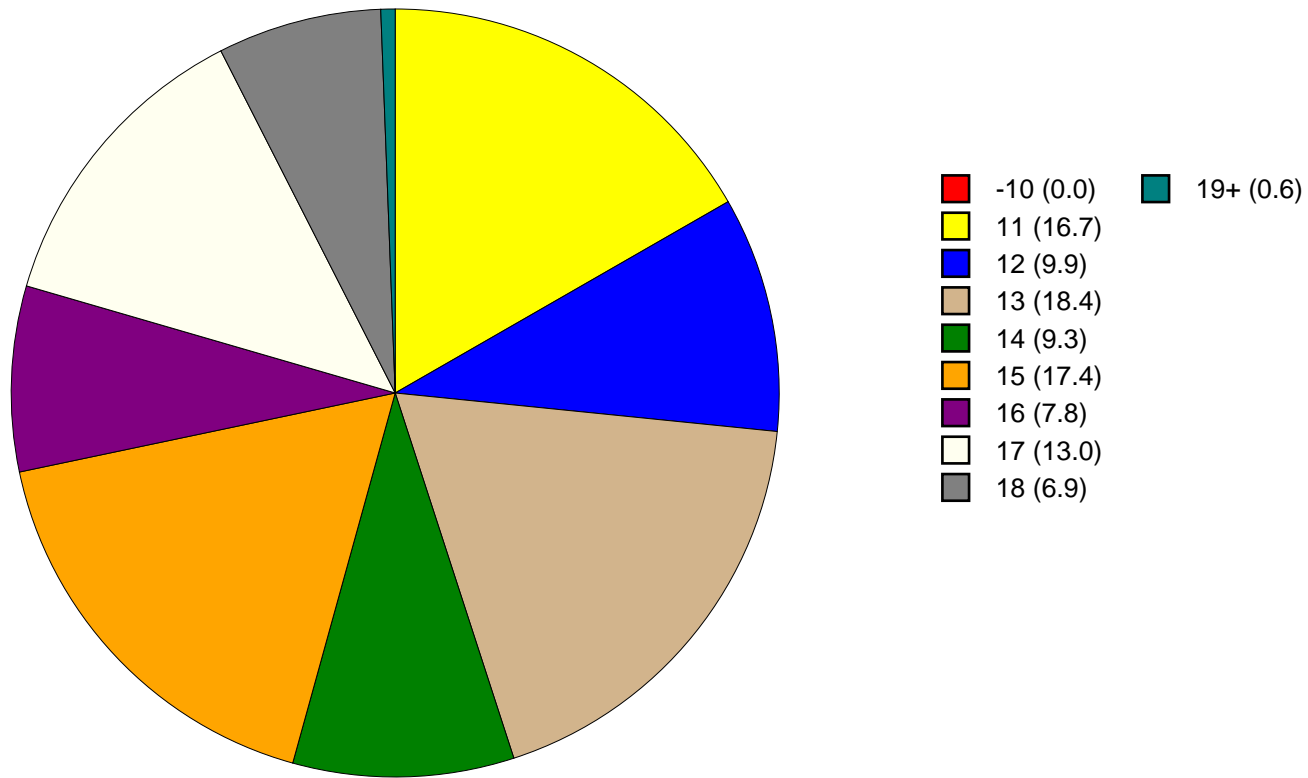


Figure 3: Age Chart

Ethnic Origin Chart

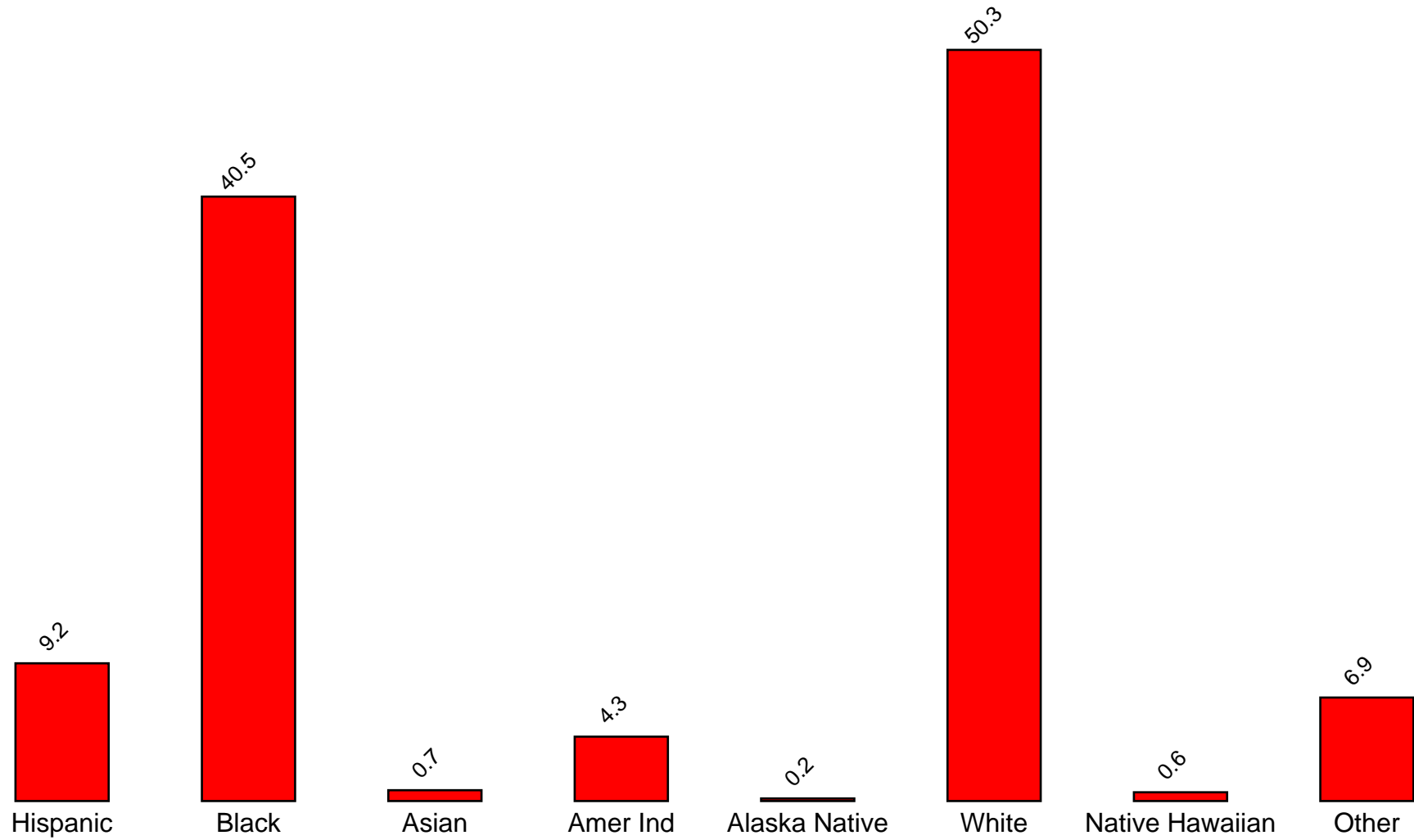


Figure 4: Ethnic Origin Chart

2 PERCENTAGE TABLES

The following tables contain frequency distribution detailing how your students responded to each question on the survey. The tables appear in the same order as the questions on the survey. The tables include breakdowns by grade level as well as overall percentages. The *N of Valid* row is a frequency count of the number of valid responses to each question for each grade and overall. The *N of Miss* row is a frequency count of the number of invalid (marked more than one response) or missing (i.e. did not respond) responses to each question for each grade and overall.

For the questions that allowed more than one response (i.e. race, live with, etc.) each response becomes a separate table. If a student did not mark the response, that was counted as a NO response, and if they did mark the response, that was counted as a YES response. Since a non response is a valid response for these questions, the *N of Miss* will always be zero for these questions.

Table 1: Sex



Response	6	8	10	12	Total	
Male	51.4	46.9	42.8	43.9	46.5	
Female	48.6	53.1	57.2	56.1	53.5	
N of Valid	795	802	722	561	2880	
N of Miss	5	4	3	6	18	

Table 2: Age











Response	6	8	10	12	Total	
10 or younger	0.1	0.0	0.0	0.0	0.0	
11	60.8	0.0	0.0	0.0	16.7	
12	35.8	0.1	0.0	0.0	9.9	
13	3.0	63.2	0.0	0.0	18.4	
14	0.3	33.0	0.0	0.0	9.3	
15	0.0	3.5	65.5	0.0	17.4	
16	0.0	0.1	30.8	0.2	7.8	
17	0.0	0.0	3.7	61.4	13.0	
18	0.0	0.0	0.0	35.3	6.9	
19 or older	0.0	0.0	0.0	3.2	0.6	
N of Valid	795	805	724	567	2891	
N of Miss	5	1	1	0	7	

Table 3: Are you Hispanic or Latino?



Response	6	8	10	12	Total	
No	90.8	90.8	90.5	91.1	90.8	
Yes	9.2	9.2	9.5	8.9	9.2	
N of Valid	760	772	704	559	2795	
N of Miss	40	34	21	8	103	

Table 4: What is your race? Black or African American



Response	6	8	10	12	Total	
No	63.1	58.3	59.4	56.1	59.5	
Yes	36.9	41.7	40.6	43.9	40.5	
N of Valid	800	806	725	567	2898	
N of Miss	0	0	0	0	0	

Table 5: What is your race? Asian



Response	6	8	10	12	Total	
No	99.4	99.1	99.0	99.6	99.3	
Yes	0.6	0.9	1.0	0.4	0.7	
N of Valid	800	806	725	567	2898	
N of Miss	0	0	0	0	0	

Table 6: What is your race? American Indian



Response	6	8	10	12	Total	
No	93.4	96.8	96.1	96.8	95.7	
Yes	6.6	3.2	3.9	3.2	4.3	
N of Valid	800	806	725	567	2898	
N of Miss	0	0	0	0	0	

Table 7: What is your race? Alaska Native



Response	6	8	10	12	Total	
No	100.0	99.9	99.9	99.5	99.8	
Yes	0.0	0.1	0.1	0.5	0.2	
N of Valid	800	806	725	567	2898	
N of Miss	0	0	0	0	0	

Table 8: What is your race? White



Response	6	8	10	12	Total	
No	47.2	49.3	49.7	53.6	49.7	
Yes	52.8	50.7	50.3	46.4	50.3	
N of Valid	800	806	725	567	2898	
N of Miss	0	0	0	0	0	

Table 9: What is your race? Native Hawaiian or Other Pacific Islander



Response	6	8	10	12	Total	
No	99.9	99.3	99.2	99.3	99.4	
Yes	0.1	0.7	0.8	0.7	0.6	
N of Valid	800	806	725	567	2898	
N of Miss	0	0	0	0	0	

Table 10: What is your race? Other



Response	6	8	10	12	Total	
No	91.8	93.7	92.6	94.7	93.1	
Yes	8.2	6.3	7.4	5.3	6.9	
N of Valid	800	806	725	567	2898	
N of Miss	0	0	0	0	0	

Table 11: What is the highest level of schooling completed by your mother or father?









Response	6	8	10	12	Total	
Completed grade school or less	4.9	2.7	1.8	3.4	3.2	
Some high school	2.7	4.1	7.3	10.3	5.7	
Completed high school	15.8	19.1	23.7	26.1	20.7	
Some college	9.2	16.1	18.0	21.6	15.8	
Completed college	23.7	22.9	25.4	23.7	23.9	
Graduate or professional school after college	7.4	10.8	8.8	7.2	8.7	
Don't know	34.9	22.9	14.6	5.8	20.7	
Does not apply	1.3	1.4	0.4	2.0	1.2	
N of Valid	771	785	713	556	2825	
N of Miss	29	21	12	11	73	

Table 12: Think of where you live most of the time. Which of the following people live there with you? Mother



Response	6	8	10	12	Total	
No	16.5	15.6	16.3	16.8	16.3	
Yes	83.5	84.4	83.7	83.2	83.7	
N of Valid	800	806	725	567	2898	
N of Miss	0	0	0	0	0	

Table 13: Think of where you live most of the time. Which of the following people live there with you? Stepmother



Response	6	8	10	12	Total	
No	93.8	94.3	96.1	95.1	94.8	
Yes	6.2	5.7	3.9	4.9	5.2	
N of Valid	800	806	725	567	2898	
N of Miss	0	0	0	0	0	

Table 14: Think of where you live most of the time. Which of the following people live there with you? Foster Mother



Response	6	8	10	12	Total	
No	99.1	99.5	99.6	99.5	99.4	
Yes	0.9	0.5	0.4	0.5	0.6	
N of Valid	800	806	725	567	2898	
N of Miss	0	0	0	0	0	

Table 15: Think of where you live most of the time. Which of the following people live there with you? Grandmother



Response	6	8	10	12	Total	
No	83.0	85.6	85.4	87.5	85.2	
Yes	17.0	14.4	14.6	12.5	14.8	
N of Valid	800	806	725	567	2898	
N of Miss	0	0	0	0	0	

Table 16: Think of where you live most of the time. Which of the following people live there with you? Aunt



Response	6	8	10	12	Total	
No	93.5	94.9	96.1	96.6	95.2	
Yes	6.5	5.1	3.9	3.4	4.8	
N of Valid	800	806	725	567	2898	
N of Miss	0	0	0	0	0	

Table 17: Think of where you live most of the time. Which of the following people live there with you? Father



Response	6	8	10	12	Total	
No	48.1	47.5	53.7	56.6	51.0	
Yes	51.9	52.5	46.3	43.4	49.0	
N of Valid	800	806	725	567	2898	
N of Miss	0	0	0	0	0	

Table 18: Think of where you live most of the time. Which of the following people live there with you? Stepfather



Response	6	8	10	12	Total	
No	85.2	87.3	84.8	84.1	85.5	
Yes	14.8	12.7	15.2	15.9	14.5	
N of Valid	800	806	725	567	2898	
N of Miss	0	0	0	0	0	

Table 19: Think of where you live most of the time. Which of the following people live there with you? Foster Father



Response	6	8	10	12	Total	
No	99.8	99.9	99.9	99.8	99.8	
Yes	0.2	0.1	0.1	0.2	0.2	
N of Valid	800	806	725	567	2898	
N of Miss	0	0	0	0	0	

Table 20: Think of where you live most of the time. Which of the following people live there with you? Grandfather



Response	6	8	10	12	Total	
No	91.1	92.7	92.0	93.5	92.2	
Yes	8.9	7.3	8.0	6.5	7.8	
N of Valid	800	806	725	567	2898	
N of Miss	0	0	0	0	0	

Table 21: Think of where you live most of the time. Which of the following people live there with you? Uncle



Response	6	8	10	12	Total	
No	94.5	96.3	96.4	96.3	95.8	
Yes	5.5	3.7	3.6	3.7	4.2	
N of Valid	800	806	725	567	2898	
N of Miss	0	0	0	0	0	

Table 22: Think of where you live most of the time. Which of the following people live there with you? Other Adults



Response	6	8	10	12	Total	
No	98.1	98.6	98.2	96.8	98.0	
Yes	1.9	1.4	1.8	3.2	2.0	
N of Valid	800	806	725	567	2898	
N of Miss	0	0	0	0	0	

Table 23: Think of where you live most of the time. Which of the following people live there with you? Brother(s)



Response	6	8	10	12	Total	
No	57.4	60.3	62.3	64.0	60.7	
Yes	42.6	39.7	37.7	36.0	39.3	
N of Valid	800	806	725	567	2898	
N of Miss	0	0	0	0	0	

Table 24: Think of where you live most of the time. Which of the following people live there with you? Stepbrother(s)



Response	6	8	10	12	Total	
No	95.2	96.0	97.4	97.9	96.5	
Yes	4.8	4.0	2.6	2.1	3.5	
N of Valid	800	806	725	567	2898	
N of Miss	0	0	0	0	0	

Table 25: Think of where you live most of the time. Which of the following people live there with you? Sister(s)



Response	6	8	10	12	Total	
No	56.8	61.5	61.5	63.3	60.6	
Yes	43.2	38.5	38.5	36.7	39.4	
N of Valid	800	806	725	567	2898	
N of Miss	0	0	0	0	0	

Table 26: Think of where you live most of the time. Which of the following people live there with you? Stepsister(s)

Response	6	8	10	12	Total	
No	95.1	96.7	97.2	98.1	96.7	
Yes	4.9	3.3	2.8	1.9	3.3	
N of Valid	800	806	725	567	2898	
N of Miss	0	0	0	0	0	

Table 27: Think of where you live most of the time. Which of the following people live there with you? Other Children

Response	6	8	10	12	Total	
No	96.1	96.3	94.8	95.4	95.7	
Yes	3.9	3.7	5.2	4.6	4.3	
N of Valid	800	806	725	567	2898	
N of Miss	0	0	0	0	0	

Table 28: In my school, students have lots of chances to help decide things like class activities and rules.

Response	6	8	10	12	Total	
NO!	22.7	20.5	20.6	23.9	21.8	
no	35.4	37.7	34.2	31.5	35.0	
yes	32.2	34.3	39.2	36.8	35.5	
YES!	9.7	7.5	6.1	7.8	7.8	
N of Valid	776	796	720	565	2857	
N of Miss	24	10	5	2	41	

Table 29: Teachers ask me to work on special classroom projects.

Response	6	8	10	12	Total	
NO!	10.2	9.3	11.5	12.2	10.7	
no	29.3	38.1	37.4	31.9	34.3	
yes	41.3	42.8	41.9	45.0	42.6	
YES!	19.3	9.8	9.1	11.0	12.4	
N of Valid	778	796	713	565	2852	
N of Miss	22	10	12	2	46	

Table 30: My teacher(s) notices when I am doing a good job and lets me know about it.

Response	6	8	10	12	Total
NO!	4.4	8.6	7.8	6.7	6.9
no	11.5	16.1	21.9	18.9	16.9
yes	48.3	48.2	53.8	51.0	50.2
YES!	35.9	27.1	16.5	23.4	26.1
N of Valid	781	794	716	565	2856
N of Miss	19	12	9	2	42

Table 31: There are lots of chances for students in my school to get involved in sports, clubs, and other school activities outside of class.

Response	6	8	10	12	Total
NO!	5.0	3.6	3.5	4.1	4.1
no	10.2	7.8	7.1	7.6	8.2
yes	41.5	42.0	42.4	41.6	41.9
YES!	43.3	46.6	47.0	46.7	45.8
N of Valid	785	796	717	565	2863
N of Miss	15	10	8	2	35

Table 32: There are lots of chances for students in my school to talk with a teacher one-on-one.

Response	6	8	10	12	Total
NO!	6.6	6.2	6.3	7.5	6.6
no	15.5	20.4	21.9	17.6	18.9
yes	45.9	48.4	51.7	50.6	49.0
YES!	32.1	25.0	20.1	24.3	25.6
N of Valid	776	795	717	563	2851
N of Miss	24	11	8	4	47

Table 33: I feel safe at my school.

Response	6	8	10	12	Total	
NO!	10.2	9.8	10.9	9.4	10.1	
no	9.7	14.1	16.9	17.8	14.3	
yes	39.7	52.2	54.2	51.6	49.2	
YES!	40.3	23.9	18.0	21.2	26.4	
N of Valid	781	795	716	562	2854	
N of Miss	19	11	9	5	44	

Table 34: The school lets my parents know when I have done something well.

Response	6	8	10	12	Total	
NO!	14.2	21.1	25.7	25.4	21.2	
no	24.9	40.1	42.3	39.5	36.4	
yes	37.1	29.1	26.1	28.8	30.5	
YES!	23.8	9.7	5.9	6.3	11.9	
N of Valid	776	783	716	559	2834	
N of Miss	24	23	9	8	64	

Table 35: My teachers praise me when I work hard in school.

Response	6	8	10	12	Total	
NO!	13.4	16.8	19.0	14.2	15.9	
no	25.3	33.5	37.8	36.1	32.9	
yes	40.0	38.2	36.8	39.3	38.6	
YES!	21.3	11.4	6.4	10.4	12.6	
N of Valid	770	790	715	565	2840	
N of Miss	30	16	10	2	58	

Table 36: Are your school grades better than the grades of most students in your class?

Response	6	8	10	12	Total	
NO!	7.7	7.7	7.2	4.1	6.9	
no	26.7	26.0	27.7	22.7	26.0	
yes	43.9	47.4	49.2	50.9	47.6	
YES!	21.7	18.8	16.0	22.3	19.6	
N of Valid	775	791	712	564	2842	
N of Miss	25	15	13	3	56	

Table 37: I have lots of chances to be part of class discussions or activities.

Response	6	8	10	12	Total	
NO!	5.2	5.1	5.2	5.3	5.2	
no	13.6	16.8	16.9	14.9	15.6	
yes	45.6	56.1	59.3	55.0	53.8	
YES!	35.5	22.0	18.7	24.8	25.4	
N of Valid	785	797	718	565	2865	
N of Miss	15	9	7	2	33	

Table 38: Now thinking back over the past year in school, how often did you: enjoy being in school?

Response	6	8	10	12	Total	
Never	9.7	10.8	11.8	13.8	11.3	
Seldom	7.5	11.0	14.8	15.9	12.0	
Sometimes	37.9	44.2	43.2	44.6	42.3	
Often	22.4	25.2	21.5	20.4	22.5	
Almost always	22.5	8.9	8.6	5.3	11.8	
N of Valid	782	799	710	565	2856	
N of Miss	18	7	15	2	42	

Table 39: Now thinking back over the past year in school, how often did you: hate being in school?






Response	6	8	10	12	Total	
Never	18.3	8.2	4.9	6.4	9.8	
Seldom	17.7	21.3	21.0	15.1	19.0	
Sometimes	38.1	37.9	35.5	40.0	37.8	
Often	13.1	17.8	21.9	24.2	18.8	
Almost always	12.8	14.8	16.7	14.2	14.6	
N of Valid	776	797	708	562	2843	
N of Miss	24	9	17	5	55	

Table 40: Now thinking back over the past year in school, how often did you: try to do your best work in school?






Response	6	8	10	12	Total	
Never	0.4	0.9	0.4	1.6	0.8	
Seldom	0.4	1.5	1.7	2.2	1.4	
Sometimes	7.0	11.3	16.2	17.7	12.6	
Often	15.7	31.0	34.0	30.6	27.5	
Almost always	76.5	55.3	47.6	47.8	57.7	
N of Valid	769	790	708	558	2825	
N of Miss	31	16	17	9	73	

Table 41: How often do you feel that the school work you are assigned is meaningful and important?






Response	6	8	10	12	Total	
Never	5.1	6.8	7.1	5.9	6.2	
Seldom	6.2	14.2	17.5	18.1	13.6	
Sometimes	20.5	31.0	35.9	37.1	30.6	
Often	27.1	27.0	27.1	26.5	27.0	
Almost always	41.0	21.0	12.4	12.4	22.6	
N of Valid	770	796	708	558	2832	
N of Miss	30	10	17	9	66	

Table 42: Putting them all together, what were your grades like last year?

Response	6	8	10	12	Total	
Mostly F's	1.6	0.5	0.3	0.4	0.7	
Mostly D's	2.1	3.0	4.5	2.2	2.9	
Mostly C's	15.2	20.4	26.0	27.2	21.8	
Mostly B's	36.4	41.5	42.6	45.3	41.2	
Mostly A's	44.7	34.5	26.6	25.0	33.3	
N of Valid	730	739	688	556	2713	
N of Miss	70	67	37	11	185	

Table 43: How important do you think the things you are learning in school are going to be for your later life?

Response	6	8	10	12	Total	
Very important	65.3	42.6	25.9	25.8	41.4	
Quite important	18.1	22.6	26.5	23.5	22.5	
Fairly important	11.5	22.7	29.6	32.2	23.2	
Slightly important	3.4	9.7	14.9	16.2	10.5	
Not at all important	1.6	2.4	3.1	2.3	2.3	
N of Valid	789	802	713	562	2866	
N of Miss	11	4	12	5	32	

Table 44: How interesting are most of your courses to you?

Response	6	8	10	12	Total	
Very interesting and stimulating	27.8	12.3	9.6	10.7	15.5	
Quite interesting	34.3	28.3	25.1	23.4	28.2	
Fairly interesting	24.5	37.1	40.0	39.3	34.8	
Slightly dull	7.8	15.0	17.3	20.1	14.6	
Very dull	5.6	7.3	8.0	6.6	6.9	
N of Valid	772	798	710	563	2843	
N of Miss	28	8	15	4	55	

Table 45: During the LAST FOUR WEEKS how many whole days of school have you missed because you skipped or 'cut'?








Response	6	8	10	12	Total	
None	66.5	76.4	70.9	59.7	69.0	
1	13.5	10.1	14.1	20.0	14.0	
2	7.0	5.1	5.5	9.4	6.6	
3	6.9	4.0	5.6	5.0	5.4	
04/05/13	4.6	3.2	2.7	4.1	3.6	
06/10/13	0.9	0.8	0.7	1.2	0.9	
11 or more	0.6	0.4	0.6	0.5	0.5	
N of Valid	784	800	711	561	2856	
N of Miss	16	6	14	6	42	

Table 46: What are the chances you would be seen as cool if you: smoked cigarettes?






Response	6	8	10	12	Total	
No or very little chance	88.7	71.8	57.9	55.4	69.7	
Little chance	5.4	14.0	18.4	20.2	14.0	
Some chance	2.5	7.2	12.4	10.0	7.8	
Pretty good chance	2.2	4.2	7.6	8.6	5.4	
Very good chance	1.2	2.9	3.7	5.9	3.2	
N of Valid	772	793	707	560	2832	
N of Miss	28	13	18	7	66	

Table 47: What are the chances you would be seen as cool if you: worked hard at school?






Response	6	8	10	12	Total	
No or very little chance	5.8	9.4	8.8	13.6	9.1	
Little chance	7.2	12.3	16.1	16.6	12.7	
Some chance	10.8	20.1	22.9	22.0	18.6	
Pretty good chance	22.3	25.0	28.6	25.9	25.3	
Very good chance	53.9	33.1	23.6	22.0	34.2	
N of Valid	776	795	707	560	2838	
N of Miss	24	11	18	7	60	

Table 48: What are the chances you would be seen as cool if you: began drinking alcoholic beverages regularly, that is, at least once or twice a month?


Response	6	8	10	12	Total	
No or very little chance	84.2	63.2	45.3	41.0	60.0	
Little chance	6.9	15.5	18.4	15.7	13.9	
Some chance	3.4	9.6	16.1	16.8	11.0	
Pretty good chance	3.0	6.8	13.0	15.7	9.1	
Very good chance	2.5	4.9	7.3	10.7	6.0	
N of Valid	766	793	702	559	2820	
N of Miss	34	13	23	8	78	

Table 49: What are the chances you would be seen as cool if you: defended someone who was being verbally abused at school?


Response	6	8	10	12	Total	
No or very little chance	20.6	14.3	17.5	17.9	17.5	
Little chance	8.9	13.1	15.9	13.9	12.8	
Some chance	13.3	20.5	21.5	25.7	19.8	
Pretty good chance	20.6	24.9	24.8	25.7	23.8	
Very good chance	36.6	27.3	20.3	16.7	26.0	
N of Valid	767	796	703	552	2818	
N of Miss	33	10	22	15	80	

Table 50: What are the chances you would be seen as cool if you: smoked marijuana?


Response	6	8	10	12	Total	
No or very little chance	90.9	73.8	53.1	45.4	67.7	
Little chance	3.1	10.0	12.4	14.1	9.5	
Some chance	2.0	6.6	10.8	14.5	7.9	
Pretty good chance	2.1	3.2	10.4	10.7	6.2	
Very good chance	2.0	6.6	13.4	15.2	8.7	
N of Valid	767	793	704	559	2823	
N of Miss	33	13	21	8	75	

Table 51: What are the chances you would be seen as cool if you: carried a handgun?






Response	6	8	10	12	Total	
No or very little chance	83.9	75.5	69.6	71.9	75.6	
Little chance	6.4	8.9	14.6	10.9	10.0	
Some chance	2.5	5.0	5.2	8.1	5.0	
Pretty good chance	2.3	5.0	3.7	4.1	3.8	
Very good chance	4.9	5.5	6.8	5.0	5.6	
N of Valid	769	795	705	559	2828	
N of Miss	31	11	20	8	70	

Table 52: Think of your four best friends (the friends you feel closest to). In the past year (12 months), how many of your best friends have: participated in clubs, organizations or activities at school?






Response	6	8	10	12	Total	
0	16.9	10.6	13.6	11.8	13.3	
1	12.9	11.4	11.7	10.9	11.8	
2	16.2	17.3	17.5	15.6	16.7	
3	15.6	15.2	14.4	15.8	15.2	
4	38.3	45.6	42.7	45.9	43.0	
N of Valid	767	792	707	558	2824	
N of Miss	33	14	18	9	74	

Table 53: Think of your four best friends (the friends you feel closest to). In the past year (12 months), how many of your best friends have: smoked cigarettes?






Response	6	8	10	12	Total	
0	90.2	74.6	54.2	42.1	67.3	
1	5.9	12.5	18.1	18.3	13.2	
2	1.4	5.8	10.2	13.3	7.2	
3	1.2	3.0	7.4	8.3	4.6	
4	1.3	4.0	10.2	18.0	7.6	
N of Valid	769	791	707	556	2823	
N of Miss	31	15	18	11	75	

Table 54: Think of your four best friends (the friends you feel closest to). In the past year (12 months), how many of your best friends have: tried beer, wine or hard liquor (for example, vodka, whiskey, or gin) when their parents didn't know about it?






Response	6	8	10	12	Total	
0	81.1	55.3	33.6	25.4	51.0	
1	10.1	15.5	14.7	10.6	12.9	
2	3.3	9.5	15.0	15.1	10.3	
3	2.3	7.0	12.3	9.9	7.6	
4	3.1	12.7	24.4	39.1	18.2	
N of Valid	769	796	706	558	2829	
N of Miss	31	10	19	9	69	

Table 55: Think of your four best friends (the friends you feel closest to). In the past year (12 months), how many of your best friends have: made a commitment to stay drug-free?






Response	6	8	10	12	Total	
0	12.2	23.2	34.3	40.4	26.4	
1	7.2	6.6	14.8	17.6	11.0	
2	5.3	9.2	11.4	8.8	8.6	
3	8.5	10.3	10.0	9.5	9.6	
4	66.8	50.7	29.6	23.7	44.4	
N of Valid	761	793	703	557	2814	
N of Miss	39	13	22	10	84	

Table 56: Think of your four best friends (the friends you feel closest to). In the past year (12 months), how many of your best friends have: used marijuana?






Response	6	8	10	12	Total	
0	95.3	83.7	53.8	40.8	70.9	
1	1.8	7.1	13.2	15.1	8.8	
2	1.0	4.3	11.8	14.7	7.3	
3	0.8	2.0	7.7	9.5	4.6	
4	1.0	2.9	13.6	19.8	8.4	
N of Valid	763	793	705	556	2817	
N of Miss	37	13	20	11	81	

Table 57: Think of your four best friends (the friends you feel closest to). In the past year (12 months), how many of your best friends have: used prescription drugs or non-prescription drugs for the purposes of getting high?






Response	6	8	10	12	Total	
0	94.6	88.3	74.3	70.5	83.0	
1	2.6	5.9	10.3	10.6	7.0	
2	1.2	2.6	5.0	8.6	4.0	
3	0.8	0.9	3.5	5.5	2.4	
4	0.8	2.3	6.9	4.8	3.5	
N of Valid	762	796	707	559	2824	
N of Miss	38	10	18	8	74	

Table 58: Think of your four best friends (the friends you feel closest to). In the past year (12 months), how many of your best friends have: used synthetic marijuana (K2, spice) or bath salts?






Response	6	8	10	12	Total	
0	96.7	94.8	84.7	85.2	90.9	
1	1.7	2.3	5.4	7.5	3.9	
2	0.8	1.4	4.2	3.4	2.3	
3	0.5	0.3	2.0	0.5	0.8	
4	0.3	1.3	3.7	3.4	2.0	
N of Valid	758	793	707	559	2817	
N of Miss	42	13	18	8	81	

Table 59: Think of your four best friends (the friends you feel closest to). In the past year (12 months), how many of your best friends have: used LSD, cocaine, amphetamines, or other illegal drugs?






Response	6	8	10	12	Total	
0	95.9	93.9	87.1	92.5	92.5	
1	2.1	3.2	5.8	3.6	3.6	
2	1.1	0.9	3.0	1.6	1.6	
3	0.4	0.6	1.4	0.4	0.7	
4	0.5	1.4	2.7	2.0	1.6	
N of Valid	759	792	707	559	2817	
N of Miss	41	14	18	8	81	

Table 60: Think of your four best friends (the friends you feel closest to). In the past year (12 months), how many of your best friends have: tried to do well in school?






Response	6	8	10	12	Total	
0	2.5	3.7	3.3	5.2	3.6	
1	3.7	4.2	5.4	7.0	4.9	
2	6.9	8.1	13.2	12.7	10.0	
3	10.1	19.3	18.5	19.1	16.6	
4	76.8	64.8	59.7	56.0	65.0	
N of Valid	755	793	707	559	2814	
N of Miss	45	13	18	8	84	

Table 61: Think of your four best friends (the friends you feel closest to). In the past year (12 months), how many of your best friends have: been suspended from school?






Response	6	8	10	12	Total	
0	58.4	53.3	55.0	63.2	57.1	
1	19.1	21.1	18.3	15.6	18.8	
2	11.4	10.6	10.6	11.1	10.9	
3	3.9	6.2	6.6	3.9	5.2	
4	7.2	8.8	9.4	6.1	8.0	
N of Valid	764	792	709	557	2822	
N of Miss	36	14	16	10	76	

Table 62: Think of your four best friends (the friends you feel closest to). In the past year (12 months), how many of your best friends have: liked school?






Response	6	8	10	12	Total	
0	21.2	29.5	34.8	35.5	29.8	
1	10.9	13.4	13.7	16.2	13.4	
2	16.6	20.7	19.4	20.3	19.2	
3	16.8	18.8	16.1	13.1	16.5	
4	34.4	17.7	15.9	14.9	21.2	
N of Valid	758	793	706	557	2814	
N of Miss	42	13	19	10	84	

Table 63: Think of your four best friends (the friends you feel closest to). In the past year (12 months), how many of your best friends have: carried a handgun?






Response	6	8	10	12	Total	
0	93.6	93.4	91.4	92.1	92.7	
1	2.4	2.4	3.9	3.2	2.9	
2	1.6	2.0	1.1	2.0	1.7	
3	0.8	1.0	1.0	0.7	0.9	
4	1.7	1.1	2.5	2.0	1.8	
N of Valid	765	790	710	557	2822	
N of Miss	35	16	15	10	76	

Table 64: Think of your four best friends (the friends you feel closest to). In the past year (12 months), how many of your best friends have: sold illegal drugs?






Response	6	8	10	12	Total	
0	97.4	94.8	83.5	81.3	90.0	
1	1.4	3.0	7.2	9.3	4.9	
2	0.7	1.0	4.7	3.9	2.4	
3	0.3	0.5	1.8	1.8	1.0	
4	0.3	0.6	2.8	3.6	1.7	
N of Valid	761	790	709	557	2817	
N of Miss	39	16	16	10	81	

Table 65: Think of your four best friends (the friends you feel closest to). In the past year (12 months), how many of your best friends have: regularly attended religious services?






Response	6	8	10	12	Total	
0	38.6	20.5	16.2	20.0	24.1	
1	6.6	10.4	12.6	14.9	10.9	
2	8.2	15.9	19.0	19.6	15.4	
3	11.6	16.6	16.2	17.6	15.4	
4	35.0	36.6	35.9	27.9	34.3	
N of Valid	731	785	704	556	2776	
N of Miss	69	21	21	11	122	

Table 66: Think of your four best friends (the friends you feel closest to). In the past year (12 months), how many of your best friends have: stolen or tried to steal a motor vehicle such as a car or motorcycle?






Response	6	8	10	12	Total	
0	95.4	94.6	90.8	92.3	93.4	
1	2.9	3.4	5.1	3.4	3.7	
2	1.2	0.9	1.8	2.0	1.4	
3	0.3	0.4	1.0	0.9	0.6	
4	0.3	0.8	1.3	1.4	0.9	
N of Valid	763	793	708	558	2822	
N of Miss	37	13	17	9	76	

Table 67: Think of your four best friends (the friends you feel closest to). In the past year (12 months), how many of your best friends have: been arrested?






Response	6	8	10	12	Total	
0	91.5	87.2	77.2	76.1	83.7	
1	6.0	8.3	11.2	12.6	9.3	
2	1.2	2.3	5.2	5.6	3.4	
3	0.1	1.0	3.0	2.9	1.6	
4	1.2	1.1	3.4	2.9	2.1	
N of Valid	762	791	706	557	2816	
N of Miss	38	15	19	10	82	

Table 68: Think of your four best friends (the friends you feel closest to). In the past year (12 months), how many of your best friends have: dropped out of school?






Response	6	8	10	12	Total	
0	93.7	96.3	90.1	86.6	92.1	
1	3.0	2.0	6.2	8.8	4.7	
2	2.4	1.1	1.7	2.3	1.8	
3	0.5	0.0	1.0	0.7	0.5	
4	0.4	0.5	1.0	1.6	0.8	
N of Valid	763	791	709	558	2821	
N of Miss	37	15	16	9	77	

Table 69: Think of your four best friends (the friends you feel closest to). In the past year (12 months), how many of your best friends have: been members of a gang?






Response	6	8	10	12	Total	
0	90.2	88.5	82.9	82.4	86.3	
1	4.2	4.4	6.7	4.5	4.9	
2	1.8	3.0	3.3	4.1	3.0	
3	1.2	0.9	1.6	2.0	1.3	
4	2.6	3.2	5.7	7.0	4.4	
N of Valid	762	793	706	558	2819	
N of Miss	38	13	19	9	79	

Table 70: How old were you when you first: smoked marijuana?










Response	6	8	10	12	Total	
Never	98.2	93.8	74.6	59.0	83.4	
10 or younger	1.0	1.5	1.6	1.3	1.3	
11	0.5	0.9	1.1	1.6	1.0	
12	0.0	1.8	3.1	2.7	1.8	
13	0.0	1.4	4.1	5.4	2.5	
14	0.0	0.6	6.3	5.2	2.8	
15	0.0	0.0	8.0	5.4	3.1	
16	0.0	0.0	1.1	11.0	2.4	
17 or older	0.3	0.0	0.0	8.5	1.7	
N of Valid	768	793	702	556	2819	
N of Miss	32	13	23	11	79	

Table 71: How old were you when you first: smoked a cigarette, even just a puff?










Response	6	8	10	12	Total	
Never	88.8	74.4	61.4	46.0	69.5	
10 or younger	8.2	8.1	8.1	10.1	8.5	
11	2.3	8.1	5.0	4.0	4.9	
12	0.1	5.0	5.1	6.8	4.1	
13	0.1	3.3	7.4	7.2	4.2	
14	0.0	1.1	6.8	5.8	3.2	
15	0.0	0.0	5.4	5.0	2.3	
16	0.3	0.0	0.7	9.0	2.0	
17 or older	0.1	0.0	0.0	6.1	1.2	
N of Valid	771	794	702	556	2823	
N of Miss	29	12	23	11	75	

Table 72: How old were you when you first: had more than a sip or two of beer, wine or hard liquor (for example, vodka, whiskey, or gin)?










Response	6	8	10	12	Total	
Never	78.6	59.8	39.6	25.9	53.2	
10 or younger	11.6	9.9	10.1	7.7	10.0	
11	8.6	7.0	5.1	3.8	6.3	
12	1.0	9.6	7.4	4.9	5.8	
13	0.0	10.8	10.4	9.0	7.4	
14	0.0	2.7	11.4	11.2	5.8	
15	0.0	0.3	13.1	11.4	5.6	
16	0.0	0.0	2.8	14.4	3.6	
17 or older	0.3	0.0	0.0	11.7	2.4	
N of Valid	770	789	702	555	2816	
N of Miss	30	17	23	12	82	

Table 73: How old were you when you first: began drinking alcoholic beverages regularly, that is, at least once or twice a month?


Response	6	8	10	12	Total	
Never	97.1	90.3	78.5	60.3	83.3	
10 or younger	0.6	1.9	0.6	0.4	0.9	
11	1.0	1.3	1.6	1.4	1.3	
12	0.8	1.9	2.6	1.4	1.7	
13	0.0	3.8	3.1	2.0	2.2	
14	0.0	0.8	4.3	3.6	2.0	
15	0.0	0.1	6.7	6.1	2.9	
16	0.0	0.0	2.4	11.2	2.8	
17 or older	0.4	0.0	0.3	13.5	2.8	
N of Valid	770	793	702	554	2819	
N of Miss	30	13	23	13	79	

Table 74: How old were you when you first: used Daztrex?


Response	6	8	10	12	Total	
Never	100.0	100.0	100.0	100.0	100.0	
10 or younger	0.0	0.0	0.0	0.0	0.0	
11	0.0	0.0	0.0	0.0	0.0	
12	0.0	0.0	0.0	0.0	0.0	
13	0.0	0.0	0.0	0.0	0.0	
14	0.0	0.0	0.0	0.0	0.0	
15	0.0	0.0	0.0	0.0	0.0	
16	0.0	0.0	0.0	0.0	0.0	
17 or older	0.0	0.0	0.0	0.0	0.0	
N of Valid	755	790	704	556	2805	
N of Miss	45	16	21	11	93	

Table 75: How old were you when you first: got suspended from school?










Response	6	8	10	12	Total	
Never	82.0	73.9	69.1	67.8	73.7	
10 or younger	9.9	9.1	7.3	6.1	8.3	
11	5.7	4.3	4.1	2.9	4.4	
12	2.0	6.7	5.1	5.2	4.7	
13	0.3	4.5	5.3	4.3	3.5	
14	0.0	0.9	4.8	4.9	2.4	
15	0.1	0.6	3.3	3.2	1.7	
16	0.0	0.0	0.7	3.1	0.8	
17 or older	0.0	0.0	0.3	2.5	0.6	
N of Valid	768	792	702	556	2818	
N of Miss	32	14	23	11	80	

Table 76: How old were you when you first: got arrested?










Response	6	8	10	12	Total	
Never	98.2	95.8	91.0	89.0	93.9	
10 or younger	0.3	0.5	0.4	0.0	0.3	
11	0.5	0.9	0.7	0.9	0.7	
12	0.5	1.3	1.1	1.4	1.1	
13	0.0	0.9	1.9	1.4	1.0	
14	0.0	0.6	2.3	1.4	1.0	
15	0.1	0.0	2.3	2.5	1.1	
16	0.1	0.0	0.3	1.3	0.4	
17 or older	0.3	0.0	0.0	2.0	0.5	
N of Valid	770	790	702	555	2817	
N of Miss	30	16	23	12	81	

Table 77: How old were you when you first: carried a handgun?










Response	6	8	10	12	Total	
Never	95.4	95.3	93.5	93.5	94.5	
10 or younger	1.8	1.1	1.4	0.4	1.2	
11	1.7	1.3	1.4	0.4	1.2	
12	0.4	1.0	0.4	0.7	0.6	
13	0.1	0.8	1.0	0.9	0.7	
14	0.1	0.4	0.8	0.4	0.4	
15	0.1	0.1	0.7	0.9	0.4	
16	0.0	0.0	0.6	1.4	0.4	
17 or older	0.3	0.0	0.1	1.4	0.4	
N of Valid	763	791	706	553	2813	
N of Miss	37	15	19	14	85	

Table 78: How old were you when you first: attacked someone with the idea of seriously hurting them?










Response	6	8	10	12	Total	
Never	86.5	83.2	78.1	78.1	81.8	
10 or younger	7.0	4.7	5.2	3.1	5.1	
11	5.1	2.5	1.0	1.3	2.6	
12	1.0	3.7	2.9	2.4	2.5	
13	0.0	3.9	3.6	2.2	2.4	
14	0.0	1.9	4.0	2.5	2.0	
15	0.0	0.1	4.3	2.9	1.7	
16	0.0	0.0	1.0	3.4	0.9	
17 or older	0.4	0.0	0.0	4.2	0.9	
N of Valid	769	790	699	552	2810	
N of Miss	31	16	26	15	88	

Table 79: How old were you when you first: belonged to a gang?










Response	6	8	10	12	Total	
Never	96.0	95.6	94.5	91.3	94.6	
10 or younger	1.7	1.3	1.1	1.3	1.3	
11	1.3	0.5	1.3	0.7	1.0	
12	0.3	0.9	0.1	1.6	0.7	
13	0.3	1.0	1.1	1.4	0.9	
14	0.0	0.6	0.9	0.5	0.5	
15	0.0	0.1	0.9	1.6	0.6	
16	0.3	0.0	0.1	1.1	0.3	
17 or older	0.3	0.0	0.0	0.4	0.1	
N of Valid	769	795	705	552	2821	
N of Miss	31	11	20	15	77	

Table 80: How wrong do you think it is for someone your age to: take a handgun to school?





Response	6	8	10	12	Total	
Very wrong	93.2	87.4	82.6	86.7	87.6	
Wrong	5.4	10.5	11.6	10.2	9.3	
A little bit wrong	0.9	1.9	3.8	2.3	2.2	
Not wrong at all	0.5	0.2	2.0	0.7	0.8	
N of Valid	777	801	714	557	2849	
N of Miss	23	5	11	10	49	

Table 81: How wrong do you think it is for someone your age to: steal anything worth more than \$5?





Response	6	8	10	12	Total	
Very wrong	72.6	65.9	57.6	70.3	66.5	
Wrong	19.2	24.6	29.1	20.7	23.5	
A little bit wrong	6.9	8.5	10.4	7.4	8.3	
Not wrong at all	1.3	1.0	2.9	1.6	1.7	
N of Valid	777	798	714	556	2845	
N of Miss	23	8	11	11	53	

Table 82: How wrong do you think it is for someone your age to: pick a fight with someone?





Response	6	8	10	12	Total	
Very wrong	57.3	44.1	43.6	50.6	48.9	
Wrong	28.0	29.8	29.2	28.1	28.8	
A little bit wrong	11.4	21.8	21.6	18.3	18.2	
Not wrong at all	3.2	4.3	5.6	2.9	4.1	
N of Valid	771	793	709	551	2824	
N of Miss	29	13	16	16	74	

Table 83: How wrong do you think it is for someone your age to: attack someone with the idea of seriously hurting them?





Response	6	8	10	12	Total	
Very wrong	82.2	68.2	60.9	64.6	69.5	
Wrong	11.9	19.1	23.1	20.7	18.5	
A little bit wrong	4.3	8.3	10.7	11.0	8.3	
Not wrong at all	1.7	4.4	5.2	3.8	3.7	
N of Valid	774	795	709	556	2834	
N of Miss	26	11	16	11	64	

Table 84: How wrong do you think it is for someone your age to: stay away from school all day when their parents think they are at school?





Response	6	8	10	12	Total	
Very wrong	85.7	66.4	52.3	51.5	65.3	
Wrong	10.0	22.4	25.0	24.5	20.1	
A little bit wrong	3.3	8.3	16.0	18.7	10.9	
Not wrong at all	0.9	2.9	6.6	5.2	3.7	
N of Valid	777	798	711	555	2841	
N of Miss	23	8	14	12	57	

Table 85: How wrong do you think it is for someone your age to: drink beer, wine or hard liquor (for example, vodka, whiskey, or gin) regularly?





Response	6	8	10	12	Total	
Very wrong	86.4	64.8	44.6	37.7	60.4	
Wrong	8.9	18.0	22.6	22.9	17.6	
A little bit wrong	3.5	13.7	21.2	25.6	15.1	
Not wrong at all	1.2	3.5	11.6	13.7	6.9	
N of Valid	774	798	708	554	2834	
N of Miss	26	8	17	13	64	

Table 86: How wrong do you think it is for someone your age to: smoke cigarettes?





Response	6	8	10	12	Total	
Very wrong	88.6	70.6	54.1	45.3	66.5	
Wrong	8.7	20.3	22.5	20.9	17.8	
A little bit wrong	1.6	7.2	12.7	17.0	8.9	
Not wrong at all	1.2	1.9	10.7	16.8	6.8	
N of Valid	774	797	710	554	2835	
N of Miss	26	9	15	13	63	

Table 87: How wrong do you think it is for someone your age to: smoke marijuana?





Response	6	8	10	12	Total	
Very wrong	94.7	83.5	59.4	53.2	74.6	
Wrong	3.6	10.3	18.2	16.4	11.6	
A little bit wrong	0.6	3.3	8.7	14.4	6.1	
Not wrong at all	1.0	3.0	13.7	16.0	7.7	
N of Valid	772	799	709	555	2835	
N of Miss	28	7	16	12	63	

Table 88: How wrong do you think it is for someone your age to: use prescription drugs or non-prescription drugs for the purpose of getting high?





Response	6	8	10	12	Total	
Very wrong	94.6	88.2	76.5	77.0	84.8	
Wrong	4.4	8.1	14.1	13.7	9.7	
A little bit wrong	0.6	2.5	5.5	5.0	3.2	
Not wrong at all	0.4	1.1	3.9	4.3	2.3	
N of Valid	774	798	710	556	2838	
N of Miss	26	8	15	11	60	

Table 89: How wrong do you think it is for someone your age to: use synthetic marijuana (K2, spice) or bath salts?





Response	6	8	10	12	Total	
Very wrong	94.8	91.7	81.4	81.7	88.0	
Wrong	4.1	6.5	11.4	11.1	8.0	
A little bit wrong	0.5	0.9	3.7	3.4	2.0	
Not wrong at all	0.5	0.9	3.5	3.8	2.0	
N of Valid	774	798	710	557	2839	
N of Miss	26	8	15	10	59	

Table 90: How wrong do you think it is for someone your age to: use LSD, cocaine, amphetamines or another illegal drug?





Response	6	8	10	12	Total	
Very wrong	96.2	94.0	87.5	91.2	92.4	
Wrong	3.0	4.5	8.7	6.3	5.5	
A little bit wrong	0.3	0.9	1.5	0.5	0.8	
Not wrong at all	0.5	0.6	2.2	2.0	1.3	
N of Valid	772	799	712	556	2839	
N of Miss	28	7	13	11	59	

Table 91: At school during the past 12 months, did you receive help from the resource teacher, speech therapist or other special education teacher?



Response	6	8	10	12	Total	
No	76.8	88.2	93.1	93.8	87.5	
Yes	23.2	11.8	6.9	6.2	12.5	
N of Valid	678	696	636	487	2497	
N of Miss	122	110	89	80	401	

Table 92: How many times in the past year (12 months) have you: been suspended from school?








Response	6	8	10	12	Total	
Never	85.2	83.5	85.1	85.7	84.8	
1 to 2 times	12.9	13.0	12.4	12.1	12.7	
3 to 5 times	1.4	2.5	2.0	1.1	1.8	
6 to 9 times	0.3	0.6	0.1	0.7	0.4	
10 to 19 times	0.0	0.3	0.1	0.2	0.1	
20 to 29 times	0.1	0.1	0.1	0.0	0.1	
30 to 39 times	0.0	0.0	0.0	0.0	0.0	
40+ times	0.1	0.0	0.1	0.2	0.1	
N of Valid	769	798	711	552	2830	
N of Miss	31	8	14	15	68	

Table 93: How many times in the past year (12 months) have you: carried a handgun?









Response	6	8	10	12	Total	
Never	95.6	94.2	96.3	93.1	94.9	
1 to 2 times	2.0	3.3	1.0	2.3	2.2	
3 to 5 times	0.7	1.0	1.3	1.1	1.0	
6 to 9 times	0.4	0.5	0.4	1.3	0.6	
10 to 19 times	0.4	0.5	0.3	0.5	0.4	
20 to 29 times	0.1	0.1	0.1	0.5	0.2	
30 to 39 times	0.3	0.1	0.0	0.0	0.1	
40+ times	0.7	0.3	0.6	1.1	0.6	
N of Valid	766	793	707	554	2820	
N of Miss	34	13	18	13	78	

Table 94: How many times in the past year (12 months) have you: sold illegal drugs?

Response	6	8	10	12	Total	
Never	99.7	98.7	95.1	91.3	96.6	
1 to 2 times	0.3	0.8	2.3	1.8	1.2	
3 to 5 times	0.0	0.4	0.7	1.4	0.6	
6 to 9 times	0.0	0.0	0.3	1.1	0.3	
10 to 19 times	0.0	0.1	0.6	1.3	0.4	
20 to 29 times	0.0	0.0	0.0	1.1	0.2	
30 to 39 times	0.0	0.0	0.0	0.4	0.1	
40+ times	0.0	0.0	1.0	1.6	0.6	
N of Valid	763	786	699	553	2801	
N of Miss	37	20	26	14	97	

Table 95: How many times in the past year (12 months) have you: stolen or tried to steal a motor vehicle such as a car or motorcycle?

Response	6	8	10	12	Total	
Never	98.3	99.4	97.4	98.0	98.3	
1 to 2 times	1.4	0.3	1.9	1.4	1.2	
3 to 5 times	0.1	0.3	0.6	0.4	0.3	
6 to 9 times	0.0	0.1	0.0	0.2	0.1	
10 to 19 times	0.1	0.0	0.0	0.0	0.0	
20 to 29 times	0.0	0.0	0.0	0.0	0.0	
30 to 39 times	0.0	0.0	0.0	0.0	0.0	
40+ times	0.0	0.0	0.1	0.0	0.0	
N of Valid	768	780	702	552	2802	
N of Miss	32	26	23	15	96	

Table 96: How many times in the past year (12 months) have you: participated in clubs, organizations or activities at school?









Response	6	8	10	12	Total	
Never	31.4	24.4	27.7	25.5	27.4	
1 to 2 times	26.6	21.5	17.9	15.7	20.9	
3 to 5 times	16.7	19.6	17.6	16.3	17.6	
6 to 9 times	9.6	11.3	9.0	10.1	10.0	
10 to 19 times	4.5	5.4	7.1	8.1	6.1	
20 to 29 times	3.5	2.9	4.0	4.2	3.6	
30 to 39 times	1.0	1.5	1.0	3.1	1.6	
40+ times	6.7	13.4	15.6	17.0	12.9	
N of Valid	762	782	703	553	2800	
N of Miss	38	24	22	14	98	

Table 97: How many times in the past year (12 months) have you: been arrested?







Response	6	8	10	12	Total	
Never	98.4	96.2	93.7	93.5	95.6	
1 to 2 times	0.8	2.9	4.9	5.4	3.3	
3 to 5 times	0.7	0.8	0.7	0.5	0.7	
6 to 9 times	0.0	0.0	0.4	0.2	0.1	
10 to 19 times	0.0	0.1	0.1	0.2	0.1	
20 to 29 times	0.0	0.0	0.0	0.0	0.0	
30 to 39 times	0.0	0.0	0.0	0.0	0.0	
40+ times	0.1	0.0	0.1	0.2	0.1	
N of Valid	764	784	699	551	2798	
N of Miss	36	22	26	16	100	

Table 98: How many times in the past year (12 months) have you: attacked someone with the idea of seriously hurting them?


Response	6	8	10	12	Total	
Never	88.9	85.3	84.6	83.2	85.7	
1 to 2 times	8.5	9.6	9.9	11.4	9.7	
3 to 5 times	1.3	2.4	2.0	2.2	2.0	
6 to 9 times	0.7	1.8	0.9	1.1	1.1	
10 to 19 times	0.5	0.3	1.0	1.1	0.7	
20 to 29 times	0.0	0.0	0.1	0.2	0.1	
30 to 39 times	0.0	0.1	0.1	0.0	0.1	
40+ times	0.1	0.5	1.4	0.9	0.7	
N of Valid	765	784	700	546	2795	
N of Miss	35	22	25	21	103	

Table 99: How many times in the past year (12 months) have you: been drunk or high at school?


Response	6	8	10	12	Total	
Never	98.8	95.0	86.4	81.9	91.3	
1 to 2 times	0.3	2.7	7.0	8.2	4.2	
3 to 5 times	0.1	1.3	2.1	2.2	1.4	
6 to 9 times	0.8	0.4	1.7	1.6	1.1	
10 to 19 times	0.0	0.1	0.7	1.6	0.5	
20 to 29 times	0.0	0.1	0.3	1.1	0.3	
30 to 39 times	0.0	0.0	0.6	1.4	0.4	
40+ times	0.0	0.4	1.1	2.0	0.8	
N of Valid	767	782	700	552	2801	
N of Miss	33	24	25	15	97	

Table 100: How many times in the past year (12 months) have you: taken a handgun to school?







Response	6	8	10	12	Total	
Never	99.9	99.5	99.4	99.1	99.5	
1 to 2 times	0.0	0.5	0.3	0.5	0.3	
3 to 5 times	0.0	0.0	0.1	0.0	0.0	
6 to 9 times	0.0	0.0	0.0	0.4	0.1	
10 to 19 times	0.0	0.0	0.0	0.0	0.0	
20 to 29 times	0.0	0.0	0.0	0.0	0.0	
30 to 39 times	0.1	0.0	0.0	0.0	0.0	
40+ times	0.0	0.0	0.1	0.0	0.0	
N of Valid	768	786	699	552	2805	
N of Miss	32	20	26	15	93	

Table 101: Are you currently on probation, or assigned a probation officer with Juvenile Court?



Response	6	8	10	12	Total	
No	97.7	97.5	95.3	96.9	96.9	
Yes	2.3	2.5	4.7	3.1	3.1	
N of Valid	683	709	633	515	2540	
N of Miss	117	97	92	52	358	

Table 102: Have you ever belonged to a gang?






Response	6	8	10	12	Total	
No	94.5	94.4	90.3	88.4	92.2	
No, but would like to	0.4	0.9	2.1	2.0	1.3	
Yes, in the past	2.7	2.6	3.9	4.2	3.3	
Yes, belong now	1.9	2.1	3.2	5.3	3.0	
Yes, but would like to get out	0.5	0.0	0.4	0.2	0.3	
N of Valid	780	797	713	551	2841	
N of Miss	20	9	12	16	57	

Table 103: If you have ever belonged to a gang, did that gang have a name?

Response	6	8	10	12	Total
No	10.6	8.2	9.9	20.4	11.7
Yes	4.7	4.7	7.9	8.8	6.3
I have never belonged to a gang	84.6	87.1	82.2	70.7	82.0
N of Valid	762	789	707	543	2801
N of Miss	38	17	18	24	97

Table 104: You are at a party at someone's house, and one of your friends offers you a drink containing alcohol. What would you say or do?

Response	6	8	10	12	Total
Drink it	4.6	20.6	38.6	43.0	25.1
Tell your friend, 'No thanks, I don't drink' and suggest that you and your friend go and do something else	43.6	37.2	26.3	21.8	33.2
Just say, 'No thanks' and walk away	35.9	29.9	27.4	29.4	30.8
Make up a good excuse, tell your friend you had something else to do, and leave	16.0	12.3	7.8	5.8	10.9
N of Valid	769	790	708	551	2818
N of Miss	31	16	17	16	80

Table 105: How often do you attend religious services or activities?

Response	6	8	10	12	Total
Never	25.0	9.9	7.8	7.1	12.8
Rarely	20.3	18.0	21.5	24.9	20.8
1-2 Times a Month	8.4	15.7	15.4	21.2	14.8
About Once a Week or More	46.3	56.5	55.4	46.8	51.6
N of Valid	748	790	708	551	2797
N of Miss	52	16	17	16	101

Table 106: I think sometimes it's okay to cheat at school.


Response	6	8	10	12	Total	
NO!	69.9	34.4	19.7	21.7	37.9	
no	22.6	36.0	36.8	30.4	31.5	
yes	6.0	25.7	33.7	35.1	24.1	
YES!	1.6	3.9	9.9	12.7	6.5	
N of Valid	771	799	707	552	2829	
N of Miss	29	7	18	15	69	

Table 107: It is important to think before you act.


Response	6	8	10	12	Total	
NO!	2.1	3.3	2.0	3.1	2.6	
no	1.7	3.1	3.8	2.0	2.7	
yes	22.5	32.6	33.8	31.1	29.9	
YES!	73.7	61.0	60.4	63.8	64.9	
N of Valid	765	798	710	553	2826	
N of Miss	35	8	15	14	72	

Table 108: Sometimes I think that life is not worth it.

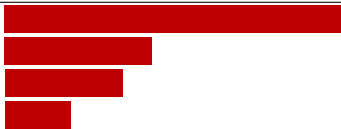
Response	6	8	10	12	Total	
NO!	61.7	51.6	44.9	53.8	53.0	
no	17.2	22.7	26.0	21.4	21.8	
yes	14.3	16.5	19.5	17.6	16.9	
YES!	6.8	9.1	9.7	7.2	8.3	
N of Valid	749	787	704	552	2792	
N of Miss	51	19	21	15	106	

Table 109: At times I think I am no good at all.

Response	6	8	10	12	Total	
NO!	43.8	36.8	37.7	42.9	40.1	
no	19.9	26.2	22.0	25.2	23.2	
yes	24.0	26.1	28.8	23.4	25.7	
YES!	12.3	10.9	11.6	8.6	11.0	
N of Valid	755	790	701	548	2794	
N of Miss	45	16	24	19	104	

Table 110: All in all, I am inclined to think that I am a failure.

Response	6	8	10	12	Total	
NO!	61.6	53.7	51.8	59.2	56.4	
no	21.8	29.5	28.7	26.1	26.6	
yes	11.8	11.7	13.2	10.0	11.7	
YES!	4.9	5.1	6.4	4.7	5.3	
N of Valid	757	787	707	551	2802	
N of Miss	43	19	18	16	96	

Table 111: In the past year, have you felt depressed or sad MOST days, even if you felt okay sometimes?

Response	6	8	10	12	Total	
NO!	31.8	30.5	27.6	35.9	31.1	
no	20.2	24.7	22.0	23.1	22.5	
yes	28.6	24.3	30.1	24.6	27.0	
YES!	19.4	20.5	20.3	16.4	19.4	
N of Valid	762	794	704	549	2809	
N of Miss	38	12	21	18	89	

Table 112: It is all right to beat up people if they start the fight.

Response	6	8	10	12	Total	
NO!	47.2	27.6	22.0	25.7	31.1	
no	16.4	17.6	15.7	15.3	16.4	
yes	19.4	24.6	25.4	23.1	23.1	
YES!	17.0	30.2	36.9	35.9	29.4	
N of Valid	763	796	705	549	2813	
N of Miss	37	10	20	18	85	

Table 113: I think it is okay to take something without asking if you can get away with it.

Response	6	8	10	12	Total	
NO!	79.5	65.4	58.4	63.9	67.2	
no	17.0	28.9	33.4	28.4	26.7	
yes	2.6	4.2	6.2	5.5	4.5	
YES!	0.9	1.5	2.0	2.2	1.6	
N of Valid	765	795	704	549	2813	
N of Miss	35	11	21	18	85	

Table 114: Where do you get the most information about living a drug and alcohol free life? Parents/guardians

Response	6	8	10	12	Total	
All the time	60.3	57.1	48.3	49.1	54.2	
Most	17.9	19.2	23.0	24.6	20.9	
Some	9.7	14.0	15.6	15.1	13.4	
Very little	12.2	9.7	13.1	11.2	11.5	
N of Valid	745	786	700	544	2775	
N of Miss	55	20	25	23	123	

Table 115: Where do you get the most information about living a drug and alcohol free life? Friends





Response	6	8	10	12	Total	
All the time	23.6	15.7	12.0	14.3	16.6	
Most	17.4	15.7	14.5	17.8	16.3	
Some	24.2	31.3	32.2	26.7	28.7	
Very little	34.8	37.3	41.3	41.2	38.4	
N of Valid	728	772	692	539	2731	
N of Miss	72	34	33	28	167	

Table 116: Where do you get the most information about living a drug and alcohol free life? Family members





Response	6	8	10	12	Total	
All the time	52.3	44.2	33.7	33.9	41.7	
Most	20.8	22.3	25.6	26.7	23.6	
Some	14.2	18.8	25.5	23.1	20.1	
Very little	12.7	14.7	15.3	16.3	14.6	
N of Valid	732	776	695	540	2743	
N of Miss	68	30	30	27	155	

Table 117: Where do you get the most information about living a drug and alcohol free life? School





Response	6	8	10	12	Total	
All the time	61.6	49.6	36.9	32.4	46.2	
Most	19.2	23.1	22.9	23.0	22.0	
Some	9.3	15.1	22.2	29.1	18.1	
Very little	9.9	12.2	18.0	15.5	13.7	
N of Valid	729	776	694	543	2742	
N of Miss	71	30	31	24	156	

Table 118: Where do you get the most information about living a drug and alcohol free life? Internet





Response	6	8	10	12	Total	
All the time	21.2	14.1	11.7	15.4	15.7	
Most	13.0	11.8	10.3	9.9	11.3	
Some	16.0	23.2	27.6	21.9	22.2	
Very little	49.8	50.9	50.4	52.8	50.8	
N of Valid	725	772	691	538	2726	
N of Miss	75	34	34	29	172	

Table 119: Where do you get the most information about living a drug and alcohol free life? TV





Response	6	8	10	12	Total	
All the time	23.8	18.9	13.2	16.5	18.3	
Most	17.6	15.3	13.8	13.2	15.1	
Some	22.7	29.0	33.7	27.6	28.2	
Very little	35.9	36.7	39.4	42.7	38.4	
N of Valid	732	776	698	539	2745	
N of Miss	68	30	27	28	153	

Table 120: Where do you get the most information about living a drug and alcohol free life? Social media





Response	6	8	10	12	Total	
All the time	19.5	14.5	11.6	15.3	15.2	
Most	11.4	12.4	10.7	8.4	10.9	
Some	19.3	24.5	29.9	24.6	24.6	
Very little	49.8	48.6	47.8	51.8	49.3	
N of Valid	703	772	692	537	2704	
N of Miss	97	34	33	30	194	

Table 121: How much do you think people risk harming themselves (physically or in other ways) if they: smoked one or more packs of cigarettes per day?


Response	6	8	10	12	Total	
No risk	25.8	13.8	7.8	8.9	14.6	
Slight risk	6.4	7.1	8.8	9.0	7.7	
Moderate risk	13.1	16.6	20.5	22.9	17.9	
Great risk	54.6	62.6	62.9	59.2	59.9	
N of Valid	747	791	696	542	2776	
N of Miss	53	15	29	25	122	

Table 122: How much do you think people risk harming themselves (physically or in other ways) if they: try marijuana once or twice?


Response	6	8	10	12	Total	
No risk	27.7	18.7	27.5	38.0	27.1	
Slight risk	15.4	24.2	27.8	29.5	23.8	
Moderate risk	19.0	23.5	19.6	14.7	19.6	
Great risk	37.9	33.5	25.2	17.8	29.5	
N of Valid	736	790	695	539	2760	
N of Miss	64	16	30	28	138	

Table 123: How much do you think people risk harming themselves (physically or in other ways) if they: smoke marijuana once or twice a week?


Response	6	8	10	12	Total	
No risk	27.8	15.9	19.6	26.3	22.0	
Slight risk	8.3	10.0	17.4	24.3	14.2	
Moderate risk	15.8	22.6	25.4	22.2	21.4	
Great risk	48.1	51.5	37.7	27.2	42.4	
N of Valid	727	782	690	536	2735	
N of Miss	73	24	35	31	163	

Table 124: How much do you think people risk harming themselves (physically or in other ways) if they: take one or two drinks of an alcoholic beverage (beer, wine, liquor) nearly every day?





Response	6	8	10	12	Total	
No risk	27.4	15.8	14.0	17.7	18.9	
Slight risk	14.4	20.0	20.9	22.2	19.1	
Moderate risk	16.6	24.5	29.1	26.9	24.0	
Great risk	41.6	39.7	35.9	33.2	38.0	
N of Valid	745	789	693	536	2763	
N of Miss	55	17	32	31	135	

Table 125: How much do you think people risk harming themselves (physically or in other ways) if they: have five or more drinks of an alcoholic beverage once or twice each weekend?





Response	6	8	10	12	Total	
No risk	26.7	15.4	11.8	14.3	17.3	
Slight risk	7.4	10.0	11.2	18.2	11.2	
Moderate risk	16.5	21.7	29.3	23.0	22.5	
Great risk	49.3	52.9	47.7	44.4	49.0	
N of Valid	744	792	694	538	2768	
N of Miss	56	14	31	29	130	

Table 126: How much do you think people risk harming themselves (physically or in other ways) if they: use prescription drugs that are not prescribed to them?





Response	6	8	10	12	Total	
No risk	26.2	13.8	8.8	10.2	15.1	
Slight risk	3.8	5.8	7.6	7.0	6.0	
Moderate risk	9.6	16.7	18.8	16.5	15.3	
Great risk	60.4	63.7	64.8	66.4	63.6	
N of Valid	738	791	693	541	2763	
N of Miss	62	15	32	26	135	

Table 127: How much do you think people risk harming themselves (physically or in other ways) if they: use non-prescription drugs to get high?





Response	6	8	10	12	Total	
No risk	26.4	14.5	9.1	10.7	15.6	
Slight risk	3.9	3.5	6.1	7.6	5.1	
Moderate risk	8.6	14.6	15.8	14.4	13.3	
Great risk	61.1	67.3	69.0	67.2	66.0	
N of Valid	742	792	691	540	2765	
N of Miss	58	14	34	27	133	

Table 128: Have you ever used smokeless tobacco (chew, snuff, plug, dipping tobacco, or chewing tobacco)?






Response	6	8	10	12	Total	
Never	93.4	87.1	81.8	76.0	85.4	
Once or Twice	4.7	7.7	8.2	11.1	7.7	
Once in a while but not regularly	1.2	2.4	5.0	2.6	2.8	
Regularly in the past	0.4	1.1	2.0	3.5	1.6	
Regularly now	0.3	1.6	3.0	6.8	2.6	
N of Valid	758	793	699	542	2792	
N of Miss	42	13	26	25	106	

Table 129: How often have you taken smokeless tobacco during the past 30 days?







Response	6	8	10	12	Total	
Not at all	98.5	95.3	92.4	88.2	94.1	
Once or twice	1.1	2.9	3.4	3.9	2.7	
Once or twice per week	0.1	0.3	1.1	1.3	0.6	
Three to five times per week	0.1	0.6	0.6	0.7	0.5	
About once a day	0.0	0.5	0.3	0.7	0.4	
More than once a day	0.1	0.4	2.1	5.2	1.7	
N of Valid	752	793	698	542	2785	
N of Miss	48	13	27	25	113	

Table 130: Have you ever smoked cigarettes?

Response	6	8	10	12	Total	
Never	89.9	76.2	64.2	48.9	71.6	
Once or Twice	8.5	15.9	17.1	20.3	15.0	
Once in a while but not regularly	0.7	4.8	7.6	10.7	5.5	
Regularly in the past	0.8	1.9	4.9	6.6	3.3	
Regularly now	0.1	1.3	6.2	13.5	4.6	
N of Valid	755	793	696	542	2786	
N of Miss	45	13	29	25	112	

Table 131: How frequently have you smoked cigarettes during the past 30 days?

Response	6	8	10	12	Total	
Not at all	98.8	94.7	85.4	76.1	89.9	
Less than one cigarette per day	0.8	3.2	6.6	8.5	4.4	
One to five cigarettes per day	0.0	1.5	4.3	7.2	2.9	
About one-half pack per day	0.0	0.4	2.2	4.8	1.6	
About one pack per day	0.1	0.0	0.9	1.8	0.6	
About one and one-half packs per day	0.1	0.3	0.4	1.1	0.4	
Two packs or more per day	0.1	0.0	0.1	0.6	0.2	
N of Valid	754	791	693	543	2781	
N of Miss	46	15	32	24	117	

Table 132: Which statement best describes rules about smoking inside your home?

Response	6	8	10	12	Total	
Smoking is not allowed anywhere inside your home	70.7	69.5	64.4	67.0	68.1	
Smoking is allowed in some places and at some times	6.4	6.9	6.8	5.7	6.5	
Smoking is allowed anywhere inside the home	4.0	2.6	4.9	5.6	4.1	
There are no rules about smoking inside the home	2.7	6.0	10.5	8.0	6.6	
I don't know	16.2	15.1	13.4	13.7	14.7	
N of Valid	751	784	693	540	2768	
N of Miss	49	22	32	27	130	

Table 133: Which statement best describes rules about smoking in your family cars?

Response	6	8	10	12	Total	
Smoking is never allowed in any car	63.0	59.5	56.2	57.1	59.2	
Smoking is allowed sometimes or in some cars	11.6	12.6	12.9	16.7	13.2	
Smoking is allowed in any car anytime	3.6	3.8	5.2	5.0	4.3	
There are no rules about smoking in the car	4.1	8.4	12.0	7.2	7.9	
We do not have a family car	1.2	0.8	1.4	2.0	1.3	
I don't know	16.4	14.9	12.3	11.9	14.1	
N of Valid	749	786	691	539	2765	
N of Miss	51	20	34	28	133	

Table 134: During this school year, were you taught in any of your classes about the dangers of tobacco use?

Response	6	8	10	12	Total	
Strongly agree	44.8	29.9	19.7	14.2	28.3	
Agree	27.9	31.3	26.0	22.9	27.4	
Disagree	6.1	10.3	15.7	18.9	12.2	
Strongly disagree	5.5	9.7	19.0	25.2	13.9	
I don't know	15.7	18.8	19.6	18.8	18.1	
N of Valid	732	773	689	528	2722	
N of Miss	68	33	36	39	176	

Table 135: During the past 12 months, have you participated in any community activities to discourage people your age from using cigarettes, chewing tobacco, snuff, dip or cigars?

Response	6	8	10	12	Total	
Strongly agree	24.3	18.3	11.0	11.6	16.7	
Agree	15.4	15.0	15.2	13.1	14.8	
Disagree	14.9	18.0	22.1	20.5	18.7	
Strongly disagree	16.8	24.0	29.6	36.6	26.0	
I don't know	28.6	24.8	22.1	18.2	23.8	
N of Valid	716	767	689	527	2699	
N of Miss	84	39	36	40	199	

Table 136: Think back over the last two weeks. How many times have you had five or more alcoholic drinks in a row?


Response	6	8	10	12	Total	
None	97.4	91.8	84.5	72.2	87.8	
Once	1.7	3.6	7.5	9.1	5.1	
Twice	0.4	2.8	2.9	9.5	3.5	
3-5 times	0.1	1.0	3.6	5.7	2.3	
6-9 times	0.0	0.0	0.3	1.0	0.3	
10 or more times	0.3	0.8	1.2	2.5	1.1	
N of Valid	745	784	689	526	2744	
N of Miss	55	22	36	41	154	

Table 137: During the past 30 days, how many times did you ride in a car or other vehicle driven by someone who had been drinking alcohol or using drugs to get high?


Response	6	8	10	12	Total	
0 times	87.3	82.5	75.8	70.9	79.9	
1 time	5.9	7.5	8.0	10.3	7.7	
2 or 3 times	3.1	4.5	8.9	10.5	6.3	
4 or 5 times	0.4	1.1	2.5	2.9	1.6	
6 or more times	3.4	4.3	4.8	5.5	4.4	
N of Valid	746	783	686	526	2741	
N of Miss	54	23	39	41	157	

Table 138: During the past 30 days, how many times did you drive a car or other vehicle when you had been drinking alcohol or using drugs to get high?

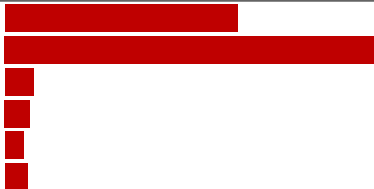
Response	6	8	10	12	Total	
I did not drive a car in the past 30 days	43.5	45.9	31.2	16.7	35.9	
0 times	54.5	51.9	63.6	68.8	58.8	
1 time	1.0	1.3	1.8	5.2	2.1	
2 or 3 times	0.4	0.3	1.8	4.6	1.5	
4 or 5 times	0.1	0.1	0.4	1.9	0.6	
6 or more times	0.6	0.5	1.2	2.7	1.1	
N of Valid	718	773	679	520	2690	
N of Miss	82	33	46	47	208	

Table 139: If you drank alcohol (not just a sip or taste) in the past year, how did you usually get it?












Response	6	8	10	12	Total	
I did not drink alcohol in the past year	91.2	77.3	57.1	43.8	69.6	
I bought it myself with a fake ID	0.3	0.3	0.7	1.0	0.5	
I bought it myself without a fake ID	0.3	0.0	0.7	1.0	0.4	
I got it from someone I know age 21 or older	1.1	5.4	14.9	27.2	10.8	
I got it from someone I know under age 21	0.0	2.3	6.7	5.4	3.4	
I got it from my brother or sister	0.0	1.0	1.8	1.7	1.1	
I got it from home with my parents' permission	1.0	2.1	3.6	5.0	2.7	
I got it from home without my parents' permission	0.8	3.6	2.8	0.8	2.1	
I got it from another relative	0.5	2.7	4.3	4.2	2.8	
A stranger bought it for me	0.3	0.0	1.0	2.3	0.8	
I took it from a store or shop	0.0	0.0	0.0	0.0	0.0	
Other	4.5	5.2	6.4	7.5	5.8	
N of Valid	729	772	673	518	2692	
N of Miss	71	34	52	49	206	

Table 140: If you drank alcohol (not just a sip or taste) in the past year, where did you usually drink it?











Response	6	8	10	12	Total	
I did not drink alcohol in the past year	94.3	78.6	58.1	46.3	71.5	
at my home	3.2	7.1	10.1	10.7	7.5	
at someone else's home	1.5	9.3	21.0	30.3	14.2	
at an open area like a park, beach, field, back road, woods, or a street corner	0.6	3.0	5.9	8.0	4.0	
at a sporting event or concert	0.0	0.7	0.5	1.2	0.5	
at a restaurant, bar, or a nightclub	0.3	0.1	1.2	1.6	0.7	
at an empty building or a construction site	0.0	0.4	0.2	0.2	0.2	
at a hotel/motel	0.0	0.4	1.4	0.8	0.6	
in a car	0.1	0.3	1.5	0.8	0.6	
at school	0.0	0.1	0.3	0.2	0.2	
N of Valid	721	761	666	512	2660	
N of Miss	79	45	59	55	238	

Table 141: How do you feel about someone your age having one or two drinks of an alcoholic beverage nearly every day?





Response	6	8	10	12	Total	
Neither approve nor disapprove	25.4	28.3	29.4	34.0	28.9	
Somewhat disapprove	5.5	13.6	21.1	21.7	14.9	
Strongly disapprove	48.8	42.2	34.1	31.9	40.0	
Don't know or can't say	20.3	15.8	15.4	12.5	16.3	
N of Valid	728	777	677	521	2703	
N of Miss	72	29	48	46	195	

Table 142: On how many occasions have you had alcoholic beverages (beer, wine or hard liquor) to drink in your lifetime - more than just a few sips?








Response	6	8	10	12	Total	
0	88.0	68.6	47.2	36.3	62.3	
01/02/13	7.4	14.6	15.7	12.9	12.6	
03/05/13	1.5	7.9	10.3	12.3	7.6	
06/09/13	1.5	3.1	7.2	9.2	4.9	
10/19/13	0.7	2.3	8.1	7.7	4.4	
20-39	0.5	0.8	4.1	8.6	3.0	
40	0.4	2.8	7.4	13.1	5.3	
N of Valid	741	783	690	521	2735	
N of Miss	59	23	35	46	163	

Table 143: On how many occasions have you drunk one of more drinks of an alcoholic beverage during the past 30 days?








Response	6	8	10	12	Total	
0	97.7	89.6	77.9	63.2	83.8	
01/02/13	1.6	6.9	10.5	16.9	8.3	
03/05/13	0.4	1.9	5.5	10.1	4.0	
06/09/13	0.3	0.9	2.6	6.2	2.2	
10/19/13	0.0	0.3	2.0	2.5	1.1	
20-39	0.0	0.1	0.6	0.4	0.3	
40	0.0	0.3	0.9	0.8	0.4	
N of Valid	740	779	687	516	2722	
N of Miss	60	27	38	51	176	

Table 144: On how many occasions have you used marijuana (grass, pot) or hashish (hash, hash oil) in your lifetime?


Response	6	8	10	12	Total	
0	99.1	95.0	76.8	63.1	85.4	
01/02/13	0.5	2.4	7.3	8.7	4.3	
03/05/13	0.0	0.6	3.7	6.2	2.3	
06/09/13	0.1	0.8	2.2	4.6	1.7	
10/19/13	0.1	0.4	3.1	5.4	1.9	
20-39	0.1	0.3	1.9	2.3	1.0	
40	0.0	0.5	5.1	9.7	3.3	
N of Valid	740	780	684	517	2721	
N of Miss	60	26	41	50	177	

Table 145: On how many occasions have you used marijuana (grass, pot) or hashish (hash, hash oil) during the past 30 days?


Response	6	8	10	12	Total	
0	99.7	97.7	90.8	81.7	93.5	
01/02/13	0.3	0.8	4.4	6.6	2.6	
03/05/13	0.0	0.5	1.3	3.7	1.2	
06/09/13	0.0	0.3	0.6	1.9	0.6	
10/19/13	0.0	0.5	0.9	1.7	0.7	
20-39	0.0	0.1	1.5	1.5	0.7	
40	0.0	0.1	0.6	2.9	0.7	
N of Valid	739	786	683	518	2726	
N of Miss	61	20	42	49	172	

Table 146: On how many occasions have you used LSD or other psychedelics in your lifetime?


Response	6	8	10	12	Total	
0	99.9	99.6	98.8	98.8	99.3	
01/02/13	0.1	0.3	0.4	1.2	0.4	
03/05/13	0.0	0.0	0.1	0.0	0.0	
06/09/13	0.0	0.0	0.4	0.0	0.1	
10/19/13	0.0	0.0	0.0	0.0	0.0	
20-39	0.0	0.1	0.0	0.0	0.0	
40	0.0	0.0	0.1	0.0	0.0	
N of Valid	738	785	686	518	2727	
N of Miss	62	21	39	49	171	

Table 147: On how many occasions have you used LSD or other psychedelics during the past 30 days?


Response	6	8	10	12	Total	
0	99.9	99.7	99.4	99.8	99.7	
01/02/13	0.1	0.1	0.1	0.0	0.1	
03/05/13	0.0	0.1	0.1	0.0	0.1	
06/09/13	0.0	0.0	0.1	0.2	0.1	
10/19/13	0.0	0.0	0.1	0.0	0.0	
20-39	0.0	0.0	0.0	0.0	0.0	
40	0.0	0.0	0.0	0.0	0.0	
N of Valid	739	783	686	519	2727	
N of Miss	61	23	39	48	171	

Table 148: On how many occasions have you used cocaine or crack in your lifetime?


Response	6	8	10	12	Total	
0	99.7	99.7	97.4	97.9	98.8	
01/02/13	0.1	0.3	1.7	1.2	0.8	
03/05/13	0.1	0.0	0.1	0.4	0.1	
06/09/13	0.0	0.0	0.3	0.2	0.1	
10/19/13	0.0	0.0	0.3	0.0	0.1	
20-39	0.0	0.0	0.0	0.4	0.1	
40	0.0	0.0	0.1	0.0	0.0	
N of Valid	741	782	688	519	2730	
N of Miss	59	24	37	48	168	

Table 149: On how many occasions have you used cocaine or crack during the past 30 days?


Response	6	8	10	12	Total	
0	99.7	99.9	99.1	99.6	99.6	
01/02/13	0.1	0.0	0.6	0.2	0.2	
03/05/13	0.1	0.0	0.1	0.2	0.1	
06/09/13	0.0	0.0	0.1	0.0	0.0	
10/19/13	0.0	0.1	0.0	0.0	0.0	
20-39	0.0	0.0	0.0	0.0	0.0	
40	0.0	0.0	0.0	0.0	0.0	
N of Valid	738	781	687	519	2725	
N of Miss	62	25	38	48	173	

Table 150: On how many occasions have you sniffed glue, breathed the contents of an aerosol spray can, or inhaled other gases or sprays, in order to get high in your lifetime?


Response	6	8	10	12	Total	
0	96.4	93.0	90.3	94.4	93.5	
01/02/13	2.4	4.1	4.5	3.1	3.6	
03/05/13	0.5	1.2	1.6	1.7	1.2	
06/09/13	0.1	0.8	1.2	0.8	0.7	
10/19/13	0.1	0.6	1.3	0.0	0.6	
20-39	0.0	0.1	0.7	0.0	0.2	
40	0.4	0.3	0.3	0.0	0.3	
N of Valid	741	781	683	518	2723	
N of Miss	59	25	42	49	175	

Table 151: On how many occasions have you sniffed glue, breathed the contents of an aerosol spray can, or inhaled other gases or sprays, in order to get high during the past 30 days?


Response	6	8	10	12	Total	
0	98.6	97.6	96.6	98.8	97.9	
01/02/13	0.5	1.8	1.5	0.6	1.1	
03/05/13	0.4	0.4	1.0	0.2	0.5	
06/09/13	0.1	0.0	0.6	0.2	0.2	
10/19/13	0.3	0.1	0.1	0.2	0.2	
20-39	0.0	0.0	0.0	0.0	0.0	
40	0.0	0.1	0.1	0.0	0.1	
N of Valid	740	782	686	518	2726	
N of Miss	60	24	39	49	172	

Table 152: On how many occasions have you used Daztrex in your lifetime?


Response	6	8	10	12	Total	
0	100.0	100.0	100.0	100.0	100.0	
01/02/13	0.0	0.0	0.0	0.0	0.0	
03/05/13	0.0	0.0	0.0	0.0	0.0	
06/09/13	0.0	0.0	0.0	0.0	0.0	
10/19/13	0.0	0.0	0.0	0.0	0.0	
20-39	0.0	0.0	0.0	0.0	0.0	
40	0.0	0.0	0.0	0.0	0.0	
N of Valid	735	783	684	517	2719	
N of Miss	65	23	41	50	179	

Table 153: On how many occasions have you used Daztrex during the past 30 days?


Response	6	8	10	12	Total	
0	100.0	100.0	100.0	100.0	100.0	
01/02/13	0.0	0.0	0.0	0.0	0.0	
03/05/13	0.0	0.0	0.0	0.0	0.0	
06/09/13	0.0	0.0	0.0	0.0	0.0	
10/19/13	0.0	0.0	0.0	0.0	0.0	
20-39	0.0	0.0	0.0	0.0	0.0	
40	0.0	0.0	0.0	0.0	0.0	
N of Valid	734	782	685	517	2718	
N of Miss	66	24	40	50	180	

Table 154: On how many occasions have you used synthetic marijuana in your lifetime?








Response	6	8	10	12	Total	
0	99.9	98.8	94.2	91.7	96.6	
01/02/13	0.1	0.5	2.5	3.9	1.5	
03/05/13	0.0	0.1	0.9	1.7	0.6	
06/09/13	0.0	0.1	1.0	0.4	0.4	
10/19/13	0.0	0.0	0.7	1.0	0.4	
20-39	0.0	0.1	0.0	0.6	0.1	
40	0.0	0.3	0.7	0.8	0.4	
N of Valid	735	779	685	518	2717	
N of Miss	65	27	40	49	181	

Table 155: On how many occasions have you used synthetic marijuana during the past 30 days?


Response	6	8	10	12	Total	
0	100.0	99.4	98.4	99.2	99.3	
01/02/13	0.0	0.5	1.0	0.2	0.4	
03/05/13	0.0	0.0	0.1	0.2	0.1	
06/09/13	0.0	0.0	0.3	0.2	0.1	
10/19/13	0.0	0.0	0.1	0.2	0.1	
20-39	0.0	0.0	0.0	0.0	0.0	
40	0.0	0.1	0.0	0.0	0.0	
N of Valid	735	779	684	518	2716	
N of Miss	65	27	41	49	182	

Table 156: On how many occasions have you used methamphetamines (meth, speed, crank, crystal meth) in your lifetime?


Response	6	8	10	12	Total	
0	99.9	99.5	97.9	98.8	99.1	
01/02/13	0.1	0.3	0.9	0.0	0.3	
03/05/13	0.0	0.1	0.4	0.2	0.2	
06/09/13	0.0	0.0	0.1	0.2	0.1	
10/19/13	0.0	0.0	0.1	0.4	0.1	
20-39	0.0	0.0	0.0	0.0	0.0	
40	0.0	0.1	0.4	0.4	0.2	
N of Valid	735	779	681	516	2711	
N of Miss	65	27	44	51	187	

Table 157: On how many occasions have you used methamphetamines (meth, speed, crank, crystal meth) in the past 30 days?


Response	6	8	10	12	Total	
0	100.0	99.6	99.0	99.4	99.5	
01/02/13	0.0	0.3	0.3	0.2	0.2	
03/05/13	0.0	0.0	0.3	0.0	0.1	
06/09/13	0.0	0.0	0.3	0.0	0.1	
10/19/13	0.0	0.0	0.0	0.2	0.0	
20-39	0.0	0.0	0.0	0.0	0.0	
40	0.0	0.1	0.1	0.2	0.1	
N of Valid	733	780	679	517	2709	
N of Miss	67	26	46	50	189	

Table 158: On how many occasions have you used other chemical products (bath salts, plant food, etc.) in your lifetime?


Response	6	8	10	12	Total	
0	99.6	99.0	98.5	99.6	99.2	
01/02/13	0.1	0.8	0.6	0.4	0.5	
03/05/13	0.0	0.1	0.4	0.0	0.1	
06/09/13	0.1	0.0	0.3	0.0	0.1	
10/19/13	0.0	0.1	0.0	0.0	0.0	
20-39	0.0	0.0	0.0	0.0	0.0	
40	0.1	0.0	0.1	0.0	0.1	
N of Valid	733	778	681	515	2707	
N of Miss	67	28	44	52	191	

Table 159: On how many occasions have you used other chemical products (bath salts, plant food, etc.) during the past 30 days?


Response	6	8	10	12	Total	
0	99.9	99.7	99.3	99.8	99.7	
01/02/13	0.0	0.3	0.6	0.2	0.3	
03/05/13	0.1	0.0	0.0	0.0	0.0	
06/09/13	0.0	0.0	0.0	0.0	0.0	
10/19/13	0.0	0.0	0.0	0.0	0.0	
20-39	0.0	0.0	0.0	0.0	0.0	
40	0.0	0.0	0.1	0.0	0.0	
N of Valid	734	780	682	517	2713	
N of Miss	66	26	43	50	185	

Table 160: On how many occasions have you used heroin or other opiates in your lifetime?


Response	6	8	10	12	Total	
0	100.0	99.4	99.6	99.0	99.5	
01/02/13	0.0	0.4	0.1	0.4	0.2	
03/05/13	0.0	0.3	0.1	0.2	0.1	
06/09/13	0.0	0.0	0.1	0.2	0.1	
10/19/13	0.0	0.0	0.0	0.0	0.0	
20-39	0.0	0.0	0.0	0.0	0.0	
40	0.0	0.0	0.0	0.2	0.0	
N of Valid	730	780	679	516	2705	
N of Miss	70	26	46	51	193	

Table 161: On how many occasions have you used heroin or other opiates during the past 30 days?


Response	6	8	10	12	Total	
0	100.0	99.6	99.7	99.4	99.7	
01/02/13	0.0	0.1	0.3	0.4	0.2	
03/05/13	0.0	0.1	0.0	0.0	0.0	
06/09/13	0.0	0.0	0.0	0.0	0.0	
10/19/13	0.0	0.1	0.0	0.2	0.1	
20-39	0.0	0.0	0.0	0.0	0.0	
40	0.0	0.0	0.0	0.0	0.0	
N of Valid	730	779	679	517	2705	
N of Miss	70	27	46	50	193	

Table 162: On how many occasions have you used MDMA ('X', 'E', or ecstasy) in your lifetime?


Response	6	8	10	12	Total	
0	100.0	99.7	97.8	98.8	99.1	
01/02/13	0.0	0.1	1.3	0.6	0.5	
03/05/13	0.0	0.1	0.3	0.6	0.2	
06/09/13	0.0	0.0	0.3	0.0	0.1	
10/19/13	0.0	0.0	0.1	0.0	0.0	
20-39	0.0	0.0	0.1	0.0	0.0	
40	0.0	0.0	0.0	0.0	0.0	
N of Valid	727	778	680	516	2701	
N of Miss	73	28	45	51	197	

Table 163: On how many occasions have you used MDMA ('X', 'E', or ecstasy) during the past 30 days?


Response	6	8	10	12	Total	
0	100.0	100.0	99.1	99.8	99.7	
01/02/13	0.0	0.0	0.6	0.0	0.1	
03/05/13	0.0	0.0	0.3	0.2	0.1	
06/09/13	0.0	0.0	0.0	0.0	0.0	
10/19/13	0.0	0.0	0.0	0.0	0.0	
20-39	0.0	0.0	0.0	0.0	0.0	
40	0.0	0.0	0.0	0.0	0.0	
N of Valid	725	780	680	517	2702	
N of Miss	75	26	45	50	196	

Table 164: On how many occasions have you taken prescription drugs (such as Valium, Xanax, Ritalin, Adderall, OxyContin, Darvocet, or sleeping pills) not prescribed to you in your lifetime?








Response	6	8	10	12	Total	
0	98.5	96.3	90.6	87.8	93.8	
01/02/13	1.0	1.8	2.2	2.3	1.8	
03/05/13	0.3	1.0	1.9	2.9	1.4	
06/09/13	0.0	0.8	1.5	1.7	0.9	
10/19/13	0.0	0.0	1.5	1.9	0.7	
20-39	0.0	0.0	0.4	1.0	0.3	
40	0.3	0.1	1.9	2.3	1.0	
N of Valid	730	779	681	516	2706	
N of Miss	70	27	44	51	192	

Table 165: On how many occasions have you taken prescription drugs (such as Valium, Xanax, Ritalin, Adderall, OxyContin, Darvocet, or sleeping pills) not prescribed to you during the past 30 days?








Response	6	8	10	12	Total	
0	98.8	99.0	94.8	94.6	97.0	
01/02/13	1.0	0.5	1.9	3.1	1.5	
03/05/13	0.0	0.5	1.2	0.8	0.6	
06/09/13	0.1	0.0	0.6	0.6	0.3	
10/19/13	0.0	0.0	0.7	0.4	0.3	
20-39	0.0	0.0	0.1	0.4	0.1	
40	0.1	0.0	0.6	0.2	0.2	
N of Valid	730	779	678	517	2704	
N of Miss	70	27	47	50	194	

Table 166: On how many occasions have you taken non-prescription medicines such as diet pills (for example, Dietac, Dexatrim or Prolamine), stay-awake pills (for example No-Doz, Vivarin, or Wake), or cough or cold medicines (robos, DXM, etc.) to get high in your lifetime?








Response	6	8	10	12	Total	
0	99.2	97.4	93.8	94.4	96.4	
01/02/13	0.5	1.4	1.3	2.3	1.3	
03/05/13	0.0	0.6	0.9	1.7	0.7	
06/09/13	0.1	0.1	1.0	0.8	0.5	
10/19/13	0.0	0.0	1.3	0.4	0.4	
20-39	0.0	0.1	0.7	0.0	0.2	
40	0.1	0.3	0.9	0.4	0.4	
N of Valid	728	778	679	517	2702	
N of Miss	72	28	46	50	196	

Table 167: On how many occasions have you taken non-prescription medicines such as diet pills (for example, Dietac, Dexatrim or Prolamine), stay-awake pills (for example No-Doz, Vivarin, or Wake), or cough or cold medicines (robos, DXM, etc.) to get high during the past 30 days?








Response	6	8	10	12	Total	
0	99.3	98.6	96.6	98.6	98.3	
01/02/13	0.4	0.9	1.5	1.2	1.0	
03/05/13	0.1	0.4	0.7	0.0	0.3	
06/09/13	0.1	0.1	0.4	0.2	0.2	
10/19/13	0.0	0.0	0.3	0.0	0.1	
20-39	0.0	0.0	0.3	0.0	0.1	
40	0.0	0.0	0.1	0.0	0.0	
N of Valid	730	776	679	515	2700	
N of Miss	70	30	46	52	198	

Table 168: On how many occasions have you been drunk or very high from drinking alcoholic beverages during the past 30 days?








Response	6	8	10	12	Total	
0	98.8	95.2	88.2	78.0	91.2	
01/02/13	1.1	2.6	6.7	10.4	4.7	
03/05/13	0.1	1.5	1.9	6.7	2.2	
06/09/13	0.0	0.3	1.3	2.6	0.9	
10/19/13	0.0	0.1	0.9	1.8	0.6	
20-39	0.0	0.1	0.6	0.2	0.2	
40	0.0	0.1	0.3	0.4	0.2	
N of Valid	731	776	671	509	2687	
N of Miss	69	30	54	58	211	

Table 169: On how many occasions have you drunk flavored alcoholic beverages, sometimes called 'alcopops' (like Mike's Hard Lemonade, Smirnoff Ice, Bacardi Breezers, etc.) in your lifetime?








Response	6	8	10	12	Total	
0	96.0	83.7	64.5	57.2	77.1	
01/02/13	2.6	6.8	11.2	8.0	7.0	
03/05/13	0.4	4.4	7.4	8.6	4.9	
06/09/13	0.1	1.7	3.4	7.2	2.7	
10/19/13	0.4	1.0	6.0	6.8	3.2	
20-39	0.3	1.0	3.4	4.7	2.1	
40	0.1	1.4	4.1	7.6	2.9	
N of Valid	730	777	679	514	2700	
N of Miss	70	29	46	53	198	

Table 170: On how many occasions have you drunk flavored alcoholic beverages, sometimes called 'alcopops' (like Mike's Hard Lemonade, Smirnoff Ice, Bacardi Breezers, etc.) during the past 30 days?








Response	6	8	10	12	Total	
0	98.4	91.6	84.4	79.4	89.3	
01/02/13	1.1	5.5	8.8	10.7	6.1	
03/05/13	0.4	1.9	3.2	5.0	2.4	
06/09/13	0.0	0.4	1.6	2.3	1.0	
10/19/13	0.1	0.4	0.9	1.2	0.6	
20-39	0.0	0.0	0.1	0.6	0.1	
40	0.0	0.1	0.9	0.8	0.4	
N of Valid	730	778	679	515	2702	
N of Miss	70	28	46	52	196	

Table 171: If you used prescription drugs or over the counter drugs without a doctor telling you to use it or for the purpose of getting high, where did you get these drugs?












Response	6	8	10	12	Total	
I did not use prescription drugs or over the counter drugs to get high.	98.6	97.2	90.2	88.0	94.1	
I bought it or took it from a store or shop.	0.6	0.1	1.8	1.2	0.9	
I got it from my parents with permission.	0.1	0.8	0.8	1.4	0.7	
I got it from home without permission.	0.1	0.3	1.1	1.2	0.6	
I got it from a relative with permission.	0.1	0.4	0.5	0.8	0.4	
I got it from a relative without permission.	0.0	0.0	0.0	0.4	0.1	
I got it from a friends home with permission.	0.0	0.1	0.0	0.2	0.1	
I got it from a friends home without permission.	0.0	0.0	0.5	0.0	0.1	
I got it from a friend while at school.	0.0	0.1	0.9	1.0	0.5	
I got it from a friend while at a party.	0.0	0.4	1.4	1.0	0.6	
I got it from a friend, elsewhere	0.4	0.5	3.0	4.8	1.9	
N of Valid	706	760	661	500	2627	
N of Miss	94	46	64	67	271	

Table 172: During the last month, about how many marijuana cigarettes, or the equivalent, did you smoke a day, on the average?








Response	6	8	10	12	Total	
None	98.5	95.3	88.7	80.8	91.7	
Less than 1 a day	1.0	2.3	4.6	6.9	3.4	
1 a day	0.1	0.7	2.2	2.4	1.2	
2-3 a day	0.1	1.0	2.5	4.6	1.8	
4-6 a day	0.3	0.4	0.4	2.2	0.7	
7-10 a day	0.0	0.1	0.6	2.0	0.6	
11 or more a day	0.0	0.1	0.9	1.2	0.5	
N of Valid	717	769	672	505	2663	
N of Miss	83	37	53	62	235	

Table 173: How wrong do your friends feel it would be for YOU to: drink alcohol?





Response	6	8	10	12	Total	
Very wrong	82.6	58.6	38.5	34.9	55.5	
Wrong	10.6	21.3	22.7	18.1	18.2	
A little bit wrong	4.7	12.9	19.4	21.8	14.0	
Not wrong at all	2.1	7.1	19.5	25.2	12.3	
N of Valid	717	773	671	504	2665	
N of Miss	83	33	54	63	233	

Table 174: How wrong do your friends feel it would be for YOU to: smoke tobacco?





Response	6	8	10	12	Total	
Very wrong	88.8	69.6	47.5	41.6	63.9	
Wrong	8.1	18.4	19.9	15.1	15.4	
A little bit wrong	1.7	6.9	13.0	15.5	8.6	
Not wrong at all	1.4	5.2	19.7	27.7	12.1	
N of Valid	715	772	670	502	2659	
N of Miss	85	34	55	65	239	

Table 175: How wrong do your friends feel it would be for YOU to: smoke marijuana?





Response	6	8	10	12	Total	
Very wrong	93.8	76.9	51.9	42.4	68.6	
Wrong	4.3	12.4	14.7	13.1	10.9	
A little bit wrong	0.8	5.5	12.6	19.7	8.7	
Not wrong at all	1.0	5.3	20.8	24.7	11.7	
N of Valid	715	769	667	502	2653	
N of Miss	85	37	58	65	245	

Table 176: How wrong do your friends feel it would be for YOU to: use prescription drugs not prescribed to you





Response	6	8	10	12	Total	
Very wrong	92.7	81.4	63.9	63.3	76.6	
Wrong	5.2	12.1	16.7	16.9	12.3	
A little bit wrong	0.8	2.6	9.7	10.8	5.5	
Not wrong at all	1.3	3.9	9.7	9.0	5.6	
N of Valid	712	770	671	502	2655	
N of Miss	88	36	54	65	243	

Table 177: How wrong would most adults (over 21) in your neighborhood think it is for kids your age: to use marijuana?





Response	6	8	10	12	Total	
Very wrong	92.9	83.5	68.8	63.7	78.6	
Wrong	4.3	9.4	14.5	14.9	10.4	
A little bit wrong	1.7	4.6	8.7	11.8	6.2	
Not wrong at all	1.1	2.6	7.9	9.6	4.9	
N of Valid	719	768	667	502	2656	
N of Miss	81	38	58	65	242	

Table 178: How wrong would most adults (over 21) in your neighborhood think it is for kids your age: to drink alcohol?





Response	6	8	10	12	Total	
Very wrong	87.3	70.6	56.7	50.9	67.9	
Wrong	6.7	16.1	17.5	16.5	14.0	
A little bit wrong	3.9	8.5	15.0	19.3	10.9	
Not wrong at all	2.1	4.8	10.8	13.3	7.2	
N of Valid	718	768	668	503	2657	
N of Miss	82	38	57	64	241	

Table 179: How wrong would most adults (over 21) in your neighborhood think it is for kids your age: to smoke cigarettes?





Response	6	8	10	12	Total	
Very wrong	88.7	75.8	61.1	50.3	70.8	
Wrong	7.5	13.8	16.4	16.2	13.2	
A little bit wrong	2.0	5.7	12.3	17.8	8.7	
Not wrong at all	1.8	4.7	10.2	15.8	7.4	
N of Valid	711	769	666	501	2647	
N of Miss	89	37	59	66	251	

Table 180: How much do each of the following statements describe your neighborhood? crime and/or drug selling





Response	6	8	10	12	Total	
NO!	78.5	69.9	58.6	56.1	66.8	
no	10.8	16.6	19.5	22.4	16.9	
yes	6.2	8.2	12.9	15.6	10.2	
YES!	4.5	5.2	9.0	6.0	6.1	
N of Valid	713	765	667	501	2646	
N of Miss	87	41	58	66	252	

Table 181: How much do each of the following statements describe your neighborhood? fights





Response	6	8	10	12	Total	
NO!	65.2	59.2	51.7	51.9	57.5	
no	14.2	17.5	23.0	23.2	19.1	
yes	13.3	13.4	17.4	16.4	14.9	
YES!	7.3	9.9	7.8	8.4	8.4	
N of Valid	709	764	665	499	2637	
N of Miss	91	42	60	68	261	

Table 182: How much do each of the following statements describe your neighborhood? lots of empty or abandoned buildings





Response	6	8	10	12	Total	
NO!	73.2	66.7	58.3	58.1	64.7	
no	17.3	20.7	25.4	24.4	21.7	
yes	6.4	8.5	9.8	11.6	8.9	
YES!	3.1	4.2	6.5	5.8	4.8	
N of Valid	705	765	662	499	2631	
N of Miss	95	41	63	68	267	

Table 183: How much do each of the following statements describe your neighborhood? lots of graffiti





Response	6	8	10	12	Total	
NO!	79.5	75.4	67.9	70.0	73.6	
no	14.7	18.5	25.8	24.3	20.4	
yes	3.6	3.9	3.8	4.1	3.8	
YES!	2.2	2.3	2.4	1.6	2.2	
N of Valid	693	753	658	493	2597	
N of Miss	107	53	67	74	301	

Table 184: I feel safe in my neighborhood.

Response	6	8	10	12	Total
NO!	11.4	12.1	9.8	8.2	10.6
no	7.0	7.2	8.5	8.6	7.7
yes	22.9	28.1	34.0	33.1	29.2
YES!	58.7	52.6	47.7	50.0	52.5
N of Valid	702	761	661	498	2622
N of Miss	98	45	64	69	276

Table 185: If a kid smoked marijuana in your neighborhood would he or she be caught by the police?

Response	6	8	10	12	Total
NO!	19.9	21.1	28.9	36.3	25.7
no	17.4	33.1	43.8	42.9	33.5
yes	23.3	21.9	17.2	13.1	19.4
YES!	39.4	23.9	10.2	7.7	21.4
N of Valid	688	762	658	496	2604
N of Miss	112	44	67	71	294

Table 186: If a kid drank some beer, wine or hard liquor (for example, vodka, whiskey, or gin) in your neighborhood would he or she be caught by the police?

Response	6	8	10	12	Total
NO!	21.9	25.5	34.5	40.2	29.6
no	20.7	38.4	44.5	43.0	36.2
yes	24.7	18.0	13.8	10.3	17.2
YES!	32.7	18.0	7.1	6.5	16.9
N of Valid	685	765	658	495	2603
N of Miss	115	41	67	72	295

Table 187: If a kid carried a handgun in your neighborhood would he or she be caught by the police?





Response	6	8	10	12	Total	
NO!	20.4	20.7	27.2	31.8	24.4	
no	14.2	25.9	33.6	33.8	26.3	
yes	22.8	22.4	22.6	19.8	22.1	
YES!	42.6	31.0	16.6	14.6	27.2	
N of Valid	681	762	658	494	2595	
N of Miss	119	44	67	73	303	

Table 188: If you wanted to get some cigarettes, how easy would it be for you to get some?





Response	6	8	10	12	Total	
Very hard	81.4	55.0	32.9	17.9	49.0	
Sort of hard	8.1	16.1	11.9	8.3	11.4	
Sort of easy	4.6	13.3	22.7	16.5	14.1	
Very easy	5.8	15.6	32.6	57.3	25.4	
N of Valid	667	751	657	496	2571	
N of Miss	133	55	68	71	327	

Table 189: If you wanted to get some beer, wine or hard liquor (for example, vodka, whiskey, or gin), how easy would it be for you to get some?





Response	6	8	10	12	Total	
Very hard	80.7	51.0	26.1	19.4	46.2	
Sort of hard	7.8	14.8	13.4	10.5	11.8	
Sort of easy	5.1	14.8	24.4	26.0	16.9	
Very easy	6.4	19.4	36.0	44.2	25.0	
N of Valid	667	749	655	496	2567	
N of Miss	133	57	70	71	331	

Table 190: If you wanted to get a drug like cocaine, LSD, or amphetamines, how easy would it be for you to get some?

Response	6	8	10	12	Total	
Very hard	93.7	85.8	70.0	61.1	79.0	
Sort of hard	2.8	7.0	13.5	20.0	10.1	
Sort of easy	1.5	3.5	7.5	9.7	5.2	
Very easy	1.9	3.8	9.0	9.3	5.7	
N of Valid	667	744	653	496	2560	
N of Miss	133	62	72	71	338	

Table 191: If you wanted to get a handgun, how easy would it be for you to get one?

Response	6	8	10	12	Total	
Very hard	79.3	65.7	52.3	44.2	61.7	
Sort of hard	8.4	11.8	14.9	16.5	12.6	
Sort of easy	5.5	9.9	13.2	14.9	10.6	
Very easy	6.7	12.6	19.6	24.4	15.1	
N of Valid	667	747	652	496	2562	
N of Miss	133	59	73	71	336	

Table 192: If you wanted to get some marijuana, how easy would it be for you to get some?

Response	6	8	10	12	Total	
Very hard	92.5	75.9	42.7	30.4	63.0	
Sort of hard	3.3	7.5	10.1	10.3	7.6	
Sort of easy	2.0	6.1	15.5	13.6	8.8	
Very easy	2.3	10.5	31.7	45.6	20.5	
N of Valid	665	742	646	493	2546	
N of Miss	135	64	79	74	352	

Table 193: If you wanted to get prescription drugs for the purpose of getting high, how easy would it be for you to get some?

Response	6	8	10	12	Total	
Very hard	89.7	72.3	49.6	41.2	65.0	
Sort of hard	4.0	9.0	13.0	13.7	9.6	
Sort of easy	2.8	7.2	14.7	18.6	10.2	
Very easy	3.4	11.5	22.7	26.5	15.1	
N of Valid	667	747	653	495	2562	
N of Miss	133	59	72	72	336	

Table 194: If you wanted to get synthetic marijuana such as K2 or chemical products such as bath salts to get high, how easy would it be for you to get some?

Response	6	8	10	12	Total	
Very hard	93.7	85.3	65.7	59.5	77.5	
Sort of hard	3.0	5.1	12.7	14.9	8.4	
Sort of easy	1.2	3.3	10.3	10.3	5.9	
Very easy	2.1	6.3	11.2	15.3	8.2	
N of Valid	664	748	651	496	2559	
N of Miss	136	58	74	71	339	

Table 195: If you wanted to get steroids to enhance athletic performance, how easy would it be for you to get some?

Response	6	8	10	12	Total	
Very hard	91.9	79.4	66.2	57.5	75.0	
Sort of hard	3.3	9.1	14.9	17.1	10.6	
Sort of easy	2.9	6.2	8.3	12.5	7.1	
Very easy	2.0	5.4	10.7	12.9	7.3	
N of Valid	665	746	653	496	2560	
N of Miss	135	60	72	71	338	

Table 196: During the past 12 months, have you participated in any alcohol prevention programs or seen any alcohol prevention messages in your school or community? Yes, a school-based program focused on preventing underage drinking and/or drinking and driving.



Response	6	8	10	12	Total	
No	66.4	72.0	80.4	85.0	75.1	
Yes	33.6	28.0	19.6	15.0	24.9	
N of Valid	800	806	725	567	2898	
N of Miss	0	0	0	0	0	

Table 197: During the past 12 months, have you participated in any alcohol prevention programs or seen any alcohol prevention messages in your school or community? Yes, a community-based program focused on preventing underage drinking and/or drinking and driving (for example, through your church or temple or through youth groups like Boys and Girls Club or 4-H).



Response	6	8	10	12	Total	
No	89.9	92.1	91.9	95.1	92.0	
Yes	10.1	7.9	8.1	4.9	8.0	
N of Valid	800	806	725	567	2898	
N of Miss	0	0	0	0	0	

Table 198: During the past 12 months, have you participated in any alcohol prevention programs or seen any alcohol prevention messages in your school or community? Yes, a media campaign addressing underage drinking and/or drinking and driving (for example, newspaper ads, posters, pamphlets, radio, TV).



Response	6	8	10	12	Total	
No	90.1	91.7	91.0	93.8	91.5	
Yes	9.9	8.3	9.0	6.2	8.5	
N of Valid	800	806	725	567	2898	
N of Miss	0	0	0	0	0	

Table 199: During the past 12 months, have you participated in any alcohol prevention programs or seen any alcohol prevention messages in your school or community? No



Response	6	8	10	12	Total	
No	55.9	41.6	40.0	34.0	43.7	
Yes	44.1	58.4	60.0	66.0	56.3	
N of Valid	800	806	725	567	2898	
N of Miss	0	0	0	0	0	

Table 200: How wrong do your parents feel it would be for YOU to: drink beer, wine or hard liquor (for example, vodka, whiskey or gin) regularly?





Response	6	8	10	12	Total	
Very wrong	92.0	85.5	78.3	73.9	83.2	
Wrong	5.5	8.4	12.6	13.7	9.7	
A little bit wrong	1.9	4.4	6.2	8.2	4.9	
Not wrong at all	0.6	1.7	2.9	4.2	2.2	
N of Valid	689	753	650	498	2590	
N of Miss	111	53	75	69	308	

Table 201: How wrong do your parents feel it would be for YOU to: smoke tobacco?





Response	6	8	10	12	Total	
Very wrong	96.5	92.8	84.8	72.2	87.8	
Wrong	2.9	4.5	9.3	14.3	7.2	
A little bit wrong	0.3	1.9	3.7	6.2	2.7	
Not wrong at all	0.3	0.8	2.2	7.2	2.2	
N of Valid	687	752	646	497	2582	
N of Miss	113	54	79	70	316	

Table 202: How wrong do your parents feel it would be for YOU to: smoke marijuana?





Response	6	8	10	12	Total	
Very wrong	97.9	96.1	88.1	83.4	92.1	
Wrong	1.6	2.4	6.5	6.5	4.0	
A little bit wrong	0.1	0.5	2.5	4.5	1.7	
Not wrong at all	0.3	0.9	2.9	5.7	2.2	
N of Valid	680	749	647	494	2570	
N of Miss	120	57	78	73	328	

Table 203: How wrong do your parents feel it would be for YOU to: use prescription drugs not prescribed to you?





Response	6	8	10	12	Total	
Very wrong	96.8	94.8	89.6	88.0	92.7	
Wrong	2.5	3.3	5.6	5.2	4.0	
A little bit wrong	0.1	1.2	2.3	4.4	1.8	
Not wrong at all	0.6	0.7	2.5	2.4	1.4	
N of Valid	688	753	647	498	2586	
N of Miss	112	53	78	69	312	

Table 204: How wrong do your parents feel it would be for YOU to: steal something worth more than \$5?





Response	6	8	10	12	Total	
Very wrong	89.1	89.1	86.1	89.3	88.4	
Wrong	8.9	9.0	9.8	6.2	8.6	
A little bit wrong	1.6	1.2	2.8	2.2	1.9	
Not wrong at all	0.4	0.7	1.4	2.2	1.1	
N of Valid	686	752	646	497	2581	
N of Miss	114	54	79	70	317	

Table 205: How wrong do your parents feel it would be for YOU to: draw graffiti, write things, or draw pictures on buildings or other property (without the owner's permission)?





Response	6	8	10	12	Total	
Very wrong	92.0	88.4	85.0	85.3	87.9	
Wrong	5.0	8.0	9.0	8.8	7.6	
A little bit wrong	2.3	1.9	3.7	3.2	2.7	
Not wrong at all	0.7	1.7	2.3	2.6	1.8	
N of Valid	685	752	646	498	2581	
N of Miss	115	54	79	69	317	

Table 206: How wrong do your parents feel it would be for YOU to: pick a fight with someone?





Response	6	8	10	12	Total	
Very wrong	78.8	68.2	64.9	70.9	70.7	
Wrong	13.5	19.4	20.0	16.7	17.4	
A little bit wrong	6.3	10.4	11.1	7.8	9.0	
Not wrong at all	1.5	2.0	4.0	4.6	2.9	
N of Valid	684	749	646	498	2577	
N of Miss	116	57	79	69	321	

Table 207: During the past 12 months, have you talked with at least one of your parents about the dangers of underage drinking and/or drinking and driving? By parents, we mean either your biological parents, adoptive parents, stepparents, or adult guardians - whether or not they live with you.



Response	6	8	10	12	Total	
No	49.4	53.5	52.6	53.5	52.2	
Yes	50.6	46.5	47.4	46.5	47.8	
N of Valid	638	707	612	471	2428	
N of Miss	162	99	113	96	470	

Table 208: The rules in my family are clear.





Response	6	8	10	12	Total	
NO!	5.5	4.4	3.7	4.8	4.6	
no	6.0	7.9	8.6	7.4	7.5	
yes	22.7	27.2	37.1	35.3	30.1	
YES!	65.8	60.5	50.6	52.4	57.8	
N of Valid	669	747	642	498	2556	
N of Miss	131	59	83	69	342	

Table 209: People in my family often insult or yell at each other.

Response	6	8	10	12	Total	
NO!	45.6	33.8	23.6	23.3	32.3	
no	27.0	36.5	43.2	44.6	37.3	
yes	18.5	20.7	23.2	21.3	20.8	
YES!	8.9	8.9	10.0	10.8	9.6	
N of Valid	666	739	639	498	2542	
N of Miss	134	67	86	69	356	

Table 210: When I am not at home, one of my parents knows where I am and who I am with.

Response	6	8	10	12	Total	
NO!	7.4	5.0	2.8	4.8	5.0	
no	4.7	4.7	7.7	7.1	5.9	
yes	20.0	26.8	37.5	40.5	30.4	
YES!	67.9	63.5	52.0	47.6	58.6	
N of Valid	660	743	640	496	2539	
N of Miss	140	63	85	71	359	

Table 211: We argue about the same things in my family over and over.

Response	6	8	10	12	Total	
NO!	48.6	33.1	20.9	23.1	32.1	
no	28.7	35.8	37.5	36.8	34.6	
yes	12.8	20.3	26.7	27.0	21.3	
YES!	9.8	10.8	14.8	13.1	12.0	
N of Valid	662	743	640	497	2542	
N of Miss	138	63	85	70	356	

Table 212: If you drank some beer or wine or liquor (for example, vodka, whiskey, or gin) without your parents' permission, would you be caught by your parents?

Response	6	8	10	12	Total	
NO!	15.6	13.6	16.5	22.4	16.6	
no	7.0	19.4	32.1	37.1	22.8	
yes	8.6	19.2	21.7	20.6	17.3	
YES!	68.7	47.8	29.7	20.0	43.3	
N of Valid	659	736	636	496	2527	
N of Miss	141	70	89	71	371	

Table 213: My family has clear rules about alcohol and drug use.

Response	6	8	10	12	Total	
NO!	8.4	6.9	5.3	9.1	7.3	
no	6.4	8.8	12.6	13.1	10.0	
yes	13.7	19.1	28.3	30.3	22.2	
YES!	71.5	65.2	53.8	47.5	60.5	
N of Valid	655	742	636	495	2528	
N of Miss	145	64	89	72	370	

Table 214: If you carried a handgun without your parents' permission, would you be caught by your parents?

Response	6	8	10	12	Total	
NO!	13.4	9.4	9.8	12.3	11.1	
no	3.1	9.8	14.1	22.7	11.7	
yes	10.6	19.4	25.5	23.1	19.4	
YES!	72.9	61.3	50.6	41.9	57.8	
N of Valid	650	732	632	494	2508	
N of Miss	150	74	93	73	390	

Table 215: If you skipped school would you be caught by your parents?

Response	6	8	10	12	Total	
NO!	10.1	8.0	8.7	13.2	9.7	
no	3.4	10.7	17.2	24.5	13.1	
yes	13.0	20.2	28.1	27.6	21.8	
YES!	73.5	61.2	46.1	34.7	55.4	
N of Valid	652	739	634	493	2518	
N of Miss	148	67	91	74	380	

Table 216: My parents ask if I've gotten my homework done.

Response	6	8	10	12	Total	
NO!	7.5	6.7	7.6	13.6	8.5	
no	3.7	11.3	13.0	18.5	11.2	
yes	18.0	25.8	34.8	35.6	27.9	
YES!	70.8	56.2	44.6	32.3	52.4	
N of Valid	651	736	630	492	2509	
N of Miss	149	70	95	75	389	

Table 217: People in my family have serious arguments.

Response	6	8	10	12	Total	
NO!	48.9	40.0	28.6	33.2	38.1	
no	29.5	37.2	41.5	42.7	37.4	
yes	10.7	13.1	18.2	15.0	14.1	
YES!	10.9	9.7	11.7	9.1	10.4	
N of Valid	654	733	626	494	2507	
N of Miss	146	73	99	73	391	

Table 218: Would your parents know if you did not come home on time?

Response	6	8	10	12	Total	
NO!	8.4	7.2	5.4	8.3	7.3	
no	5.8	10.2	10.1	15.2	10.0	
yes	18.0	28.0	36.0	32.4	28.3	
YES!	67.7	54.6	48.5	44.1	54.4	
N of Valid	654	735	631	494	2514	
N of Miss	146	71	94	73	384	

Table 219: Have any of your brothers or sisters ever: drunk beer, wine or hard liquor (for example, vodka, whiskey or gin)?

Response	6	8	10	12	Total	
No	78.1	63.2	47.7	40.5	58.9	
Yes	19.3	34.6	47.0	55.2	37.7	
I don't have any brothers or sisters	2.5	2.1	5.3	4.3	3.4	
N of Valid	667	748	625	491	2531	
N of Miss	133	58	100	76	367	

Table 220: Have any of your brothers or sisters ever: smoked marijuana?

Response	6	8	10	12	Total	
No	93.7	84.0	71.1	62.1	79.1	
Yes	3.7	13.3	23.5	33.6	17.2	
I don't have any brothers or sisters	2.5	2.7	5.4	4.3	3.6	
N of Valid	668	746	626	491	2531	
N of Miss	132	60	99	76	367	

Table 221: Have any of your brothers or sisters ever: smoked cigarettes?

Response	6	8	10	12	Total	
No	83.9	71.6	59.9	55.9	68.9	
Yes	13.5	25.7	34.8	40.0	27.5	
I don't have any brothers or sisters	2.6	2.7	5.3	4.1	3.6	
N of Valid	666	744	626	490	2526	
N of Miss	134	62	99	77	372	

Table 222: Have any of your brothers or sisters ever: taken a handgun to school?




Response	6	8	10	12	Total	
No	97.0	95.7	91.4	92.4	94.3	
Yes	0.5	1.6	3.0	2.7	1.9	
I don't have any brothers or sisters	2.6	2.7	5.6	4.9	3.8	
N of Valid	661	745	628	490	2524	
N of Miss	139	61	97	77	374	

Table 223: Have any of your brothers or sisters ever: been suspended or expelled from school?




Response	6	8	10	12	Total	
No	78.2	71.0	61.1	66.0	69.5	
Yes	19.4	26.1	33.3	29.7	26.8	
I don't have any brothers or sisters	2.4	2.8	5.6	4.3	3.7	
N of Valid	660	739	628	488	2515	
N of Miss	140	67	97	79	383	

Table 224: Have you changed homes in the past year (the last 12 months)?



Response	6	8	10	12	Total	
No	73.9	77.6	77.2	79.6	76.9	
Yes	26.1	22.4	22.8	20.4	23.1	
N of Valid	667	746	631	495	2539	
N of Miss	133	60	94	72	359	

Table 225: How many times have you changed homes since kindergarten?






Response	6	8	10	12	Total	
Never	42.6	38.9	33.9	32.3	37.3	
1 or 2 times	33.7	29.0	29.2	31.0	30.7	
3 or 4 times	13.5	18.3	20.4	20.5	18.0	
5 or 6 times	5.4	7.7	8.8	8.7	7.6	
7 or more times	4.8	6.1	7.7	7.5	6.4	
N of Valid	667	742	626	493	2528	
N of Miss	133	64	99	74	370	

Table 226: Have you changed schools (including changing from elementary to middle and middle to high school) in the past year?



Response	6	8	10	12	Total	
No	59.6	71.1	70.6	79.3	69.6	
Yes	40.4	28.9	29.4	20.7	30.4	
N of Valid	658	738	625	493	2514	
N of Miss	142	68	100	74	384	

Table 227: How many times have you changed schools since kindergarten (including changing from elementary to middle and middle to high school)?






Response	6	8	10	12	Total	
Never	45.3	32.1	30.5	31.2	35.0	
1 or 2 times	33.6	36.2	19.5	23.1	28.8	
3 or 4 times	13.8	22.3	32.4	26.7	23.4	
5 or 6 times	4.7	4.3	9.9	12.1	7.3	
7 or more times	2.6	5.1	7.7	6.9	5.4	
N of Valid	660	745	626	494	2525	
N of Miss	140	61	99	73	373	

Table 228: Has anyone in your family ever had severe alcohol or drug problems?



Response	6	8	10	12	Total	
No	80.6	72.4	59.1	58.6	68.6	
Yes	19.4	27.6	40.9	41.4	31.4	
N of Valid	659	744	623	493	2519	
N of Miss	141	62	102	74	379	

Table 229: About how many adults (over 21) have you known personally who in the past year have: used marijuana, crack, cocaine, or other drugs?






Response	6	8	10	12	Total	
0	84.3	72.6	49.2	43.0	64.1	
1	7.0	11.7	13.8	15.5	11.7	
2	3.4	5.9	11.7	10.4	7.6	
03/04/13	1.8	2.8	9.0	9.0	5.3	
5	3.5	7.0	16.3	22.2	11.4	
N of Valid	655	745	624	491	2515	
N of Miss	145	61	101	76	383	

Table 230: About how many adults (over 21) have you known personally who in the past year have: sold or dealt drugs?






Response	6	8	10	12	Total	
0	89.3	79.7	61.7	58.8	73.6	
1	5.7	9.3	10.8	11.2	9.1	
2	2.0	3.4	9.2	8.6	5.5	
03/04/13	1.1	2.6	6.1	7.3	4.0	
5	2.0	5.0	12.2	14.1	7.8	
N of Valid	652	739	622	490	2503	
N of Miss	148	67	103	77	395	

Table 231: About how many adults (over 21) have you known personally who in the past year have: done other things that could get them in trouble with the police, like stealing, selling stolen goods, mugging or assaulting others, etc.?






Response	6	8	10	12	Total	
0	85.0	75.7	60.9	60.2	71.4	
1	6.9	10.9	12.9	11.5	10.5	
2	3.8	4.2	7.4	7.6	5.6	
03/04/13	1.8	3.6	7.4	7.2	4.8	
5	2.5	5.5	11.4	13.5	7.8	
N of Valid	652	741	622	488	2503	
N of Miss	148	65	103	79	395	

Table 232: About how many adults (over 21) have you known personally who in the past year have: gotten drunk or high?






Response	6	8	10	12	Total	
0	72.8	48.4	28.4	27.9	45.8	
1	11.4	18.1	15.6	8.8	13.9	
2	6.0	8.4	10.1	12.3	9.0	
03/04/13	2.9	6.9	11.4	10.3	7.6	
5	6.9	18.2	34.5	40.7	23.7	
N of Valid	651	740	623	487	2501	
N of Miss	149	66	102	80	397	

Table 233: Have you seen or heard information about underage drinking in the past 12 months from the following sources? Radio



Response	6	8	10	12	Total	
No	58.5	56.2	55.9	49.1	55.3	
Yes	41.5	43.8	44.1	50.9	44.7	
N of Valid	658	744	623	491	2516	
N of Miss	142	62	102	76	382	

Table 234: Have you seen or heard information about underage drinking in the past 12 months from the following sources? TV.



Response	6	8	10	12	Total	
No	34.4	30.0	30.1	25.2	30.2	
Yes	65.6	70.0	69.9	74.8	69.8	
N of Valid	659	744	622	488	2513	
N of Miss	141	62	103	79	385	

Table 235: Have you seen or heard information about underage drinking in the past 12 months from the following sources? Print. This includes information on underage drinking you may have seen in the newspaper, on a billboard, in pamphlets, on stickers, etc.



Response	6	8	10	12	Total	
No	53.7	48.4	51.3	46.4	50.1	
Yes	46.3	51.6	48.7	53.6	49.9	
N of Valid	659	740	620	489	2508	
N of Miss	141	66	105	78	390	

Table 236: Have you seen or heard information about underage drinking in the past 12 months from the following sources? Website or social media? (Facebook, Myspace, website, etc.)



Response	6	8	10	12	Total	
No	53.5	45.9	42.6	41.9	46.3	
Yes	46.5	54.1	57.4	58.1	53.7	
N of Valid	660	743	622	489	2514	
N of Miss	140	63	103	78	384	

Table 237: The next questions ask about your opinions of the information you saw or heard. If you have seen or heard more than one ad, please think about your favorite ad when answering these questions. The information about underage drinking that I saw or heard was convincing.






Response	6	8	10	12	Total	
NO!	32.9	22.7	15.9	19.5	23.0	
no	7.4	14.4	19.7	18.1	14.6	
yes	15.5	24.7	31.4	30.4	25.1	
YES!	26.3	22.0	18.4	18.7	21.6	
I have not seen or heard any ads about underage drinking in the past 12 months.	18.0	16.2	14.6	13.3	15.7	
N of Valid	651	741	618	487	2497	
N of Miss	149	65	107	80	401	

Table 238: The next questions ask about your opinions of the information you saw or heard. If you have seen or heard more than one ad, please think about your favorite ad when answering these questions. The information about underage drinking that I saw or heard grabbed my attention.






Response	6	8	10	12	Total	
NO!	28.4	21.2	16.1	16.6	20.9	
no	9.0	17.0	19.5	20.3	16.2	
yes	13.3	22.4	30.4	28.5	23.2	
YES!	30.7	23.6	19.2	20.5	23.8	
I have not seen or heard any ads about underage drinking in the past 12 months.	18.7	15.8	14.8	14.0	15.9	
N of Valid	648	741	615	487	2491	
N of Miss	152	65	110	80	407	

Table 239: The next questions ask about your opinions of the information you saw or heard. If you have seen or heard more than one ad, please think about your favorite ad when answering these questions. The information about underage drinking that I saw or heard said something important to me.






Response	6	8	10	12	Total	
NO!	27.0	20.9	15.0	18.4	20.6	
no	7.6	16.2	21.8	19.5	16.0	
yes	13.1	22.1	29.2	27.9	22.7	
YES!	30.6	23.9	19.1	20.9	23.9	
I have not seen or heard any ads about underage drinking in the past 12 months.	21.6	16.9	15.0	13.3	16.9	
N of Valid	647	741	614	488	2490	
N of Miss	153	65	111	79	408	

Table 240: The next questions ask about your opinions of the information you saw or heard. If you have seen or heard more than one ad, please think about your favorite ad when answering these questions. Seeing or hearing this information about underage drinking made me want to stop or decrease my drinking.










Response	6	8	10	12	Total	
NO!	28.2	23.3	18.9	22.1	23.2	
no	6.2	12.1	19.1	19.2	13.8	
yes	7.7	11.1	19.3	21.0	14.3	
YES!	25.1	24.9	21.4	21.5	23.4	
I have not seen or heard any ads about underage drinking in the past 12 months.	32.8	28.6	21.3	16.2	25.4	
N of Valid	613	718	602	480	2413	
N of Miss	187	88	123	87	485	

Table 241: How honest were you in filling out this survey?

Response	6	8	10	12	Total	
I was very honest	88.7	77.0	79.7	79.8	81.3	
I was honest pretty much of the time	9.9	18.3	15.1	14.7	14.6	
I was honest some of the time	0.9	3.4	2.9	4.5	2.8	
I was honest once in a while	0.5	1.3	2.3	1.0	1.3	
I was not honest at all	0.0	0.0	0.0	0.0	0.0	
N of Valid	664	743	622	490	2519	
N of Miss	136	63	103	77	379	