

2017 APNA

Arkansas Prevention Needs Assessment Survey

Region 4 Frequency Distribution Tables

Counties: Clay, Craighead, Greene, Lawrence, Mississippi, Poinsett, Randolph

Arkansas Department of Human Services,
Division of Aging, Adults and Behavioral
Health Services
And
University of Arkansas at Little Rock
MidSOUTH Center for Prevention and Training

Conducted by International Survey Associates dba Pride Surveys

Contents

1	INTRODUCTION	11
2	PERCENTAGE TABLES	15

List of Frequency Distribution Tables

1	Gender	16
2	Age	16
3	Are you Hispanic or Latino?	16
4	What is your race? Black or African American	17
5	What is your race? Asian	17
6	What is your race? American Indian	17
7	What is your race? Alaska Native	17
8	What is your race? White	18
9	What is your race? Native Hawaiian or Other Pacific Islander	18
10	What is your race? Other	18
11	What is the highest level of schooling completed by your mother or father?	19
12	Think of where you live most of the time. Which of the following people live there with you? Mother	19
13	Think of where you live most of the time. Which of the following people live there with you? Stepmother	19
14	Think of where you live most of the time. Which of the following people live there with you? Foster Mother	20
15	Think of where you live most of the time. Which of the following people live there with you? Grandmother	20
16	Think of where you live most of the time. Which of the following people live there with you? Aunt	20
17	Think of where you live most of the time. Which of the following people live there with you? Father	20
18	Think of where you live most of the time. Which of the following people live there with you? Stepfather	21
19	Think of where you live most of the time. Which of the following people live there with you? Foster Father	21
20	Think of where you live most of the time. Which of the following people live there with you? Grandfather	21
21	Think of where you live most of the time. Which of the following people live there with you? Uncle	21
22	Think of where you live most of the time. Which of the following people live there with you? Other Adults	22
23	Think of where you live most of the time. Which of the following people live there with you? Brother(s)	22
24	Think of where you live most of the time. Which of the following people live there with you? Stepbrother(s)	22
25	Think of where you live most of the time. Which of the following people live there with you? Sister(s)	22
26	Think of where you live most of the time. Which of the following people live there with you? Stepsister(s)	23

27	Think of where you live most of the time. Which of the following people live there with you? Other Children	23
28	In my school, students have lots of chances to help decide things like class activities and rules.	23
29	Teachers ask me to work on special classroom projects.	23
30	My teacher(s) notices when I am doing a good job and lets me know about it.	24
31	There are lots of chances for students in my school to get involved in sports, clubs, and other school activities outside of class.	24
32	There are lots of chances for students in my school to talk with a teacher one-on-one.	24
33	I feel safe at my school.	25
34	The school lets my parents know when I have done something well.	25
35	My teachers praise me when I work hard in school.	25
36	Are your school grades better than the grades of most students in your class?	26
37	I have lots of chances to be part of class discussions or activities.	26
38	Now thinking back over the past year in school, how often did you: enjoy being in school?	26
39	Now thinking back over the past year in school, how often did you: hate being in school?	27
40	Now thinking back over the past year in school, how often did you: try to do your best work in school?	27
41	How often do you feel that the school work you are assigned is meaningful and important?	27
42	Putting them all together, what were your grades like last year?	28
43	How important do you think the things you are learning in school are going to be for your later life?	28
44	During the LAST FOUR WEEKS how many whole days of school have you missed because you skipped or "cut"?	28
45	What are the chances you would be seen as cool if you: smoked cigarettes?	29
46	What are the chances you would be seen as cool if you: worked hard at school?	29
47	What are the chances you would be seen as cool if you: began drinking alcoholic beverages regularly, that is, at least once or twice a month?	29
48	What are the chances you would be seen as cool if you: defended someone who was being bullied?	30
49	What are the chances you would be seen as cool if you: smoked marijuana?	30
50	What are the chances you would be seen as cool if you: carried a handgun?	30
51	What are the chances you would be seen as cool if you: used e-cigarettes, e-cigars or e-hookahs (vaping)?	31

52	What are the chances you would be seen as cool if you: bullied someone or cyber bullied someone?	31
53	Think of your four best friends (the friends you feel closest to). In the past year (12 months), how many of your best friends have: participated in clubs, organizations or activities at school?	31
54	Think of your four best friends (the friends you feel closest to). In the past year (12 months), how many of your best friends have: smoked cigarettes?	32
55	Think of your four best friends (the friends you feel closest to). In the past year (12 months), how many of your best friends have: tried beer, wine or hard liquor (for example, vodka, whiskey, or gin) when their parents didn't know about it?	32
56	Think of your four best friends (the friends you feel closest to). In the past year (12 months), how many of your best friends have: used e-cigarettes, e-cigars, or e-hookahs?	32
57	Think of your four best friends (the friends you feel closest to). In the past year (12 months), how many of your best friends have: used marijuana?	33
58	Think of your four best friends (the friends you feel closest to). In the past year (12 months), how many of your best friends have: used prescription drugs or non-prescription drugs for the purpose of getting high?	33
59	Think of your four best friends (the friends you feel closest to). In the past year (12 months), how many of your best friends have: used synthetic marijuana (K2, spice) or bath salts?	33
60	Think of your four best friends (the friends you feel closest to). In the past year (12 months), how many of your best friends have: used LSD, cocaine, amphetamines, or other illegal drugs?	34
61	Think of your four best friends (the friends you feel closest to). In the past year (12 months), how many of your best friends have: been bullied?	34
62	Think of your four best friends (the friends you feel closest to). In the past year (12 months), how many of your best friends have: been suspended from school?	34
63	Think of your four best friends (the friends you feel closest to). In the past year (12 months), how many of your best friends have: carried a handgun?	35
64	Think of your four best friends (the friends you feel closest to). In the past year (12 months), how many of your best friends have: sold illegal drugs?	35
65	Think of your four best friends (the friends you feel closest to). In the past year (12 months), how many of your best friends have: regularly attended religious services?	35

66	Think of your four best friends (the friends you feel closest to). In the past year (12 months), how many of your best friends have: stolen or tried to steal a motor vehicle such as a car or motorcycle?	36
67	Think of your four best friends (the friends you feel closest to). In the past year (12 months), how many of your best friends have: been arrested?	36
68	Think of your four best friends (the friends you feel closest to). In the past year (12 months), how many of your best friends have: dropped out of school?	36
69	Think of your four best friends (the friends you feel closest to). In the past year (12 months), how many of your best friends have: been members of a gang?	37
70	How old were you when you first: smoked marijuana?	37
71	How old were you when you first: smoked a cigarette, even just a puff?	38
72	How old were you when you first: had more than a sip or two of beer, wine or hard liquor (for example, vodka, whiskey, or gin)?	38
73	How old were you when you first: began drinking alcoholic beverages regularly, that is, at least once or twice a month?	39
74	How old were you when you first: used Pegaramide (peg, Peggy)?	39
75	How old were you when you first: got suspended from school?	40
76	How old were you when you first: got arrested?	40
77	How old were you when you first: carried a handgun?	41
78	How old were you when you first: used e-cigarettes, e-cigars, or e-hookahs (vaping)?	41
79	How old were you when you first: belonged to a gang?	42
80	How old were you when you first: used prescription drugs not prescribed to you?	42
81	How wrong do you think it is for someone your age to: take a handgun to school?	43
82	How wrong do you think it is for someone your age to: steal anything?	43
83	How wrong do you think it is for someone your age to: pick a fight with someone?	43
84	How wrong do you think it is for someone your age to: attack someone with the idea of seriously hurting them?	44
85	How wrong do you think it is for someone your age to: stay away from school all day when their parents think they are at school?	44
86	How wrong do you think it is for someone your age to: drink beer, wine or hard liquor (for example, vodka, whiskey, or gin) regularly?	44
87	How wrong do you think it is for someone your age to: smoke cigarettes?	45
88	How wrong do you think it is for someone your age to: smoke marijuana?	45

89	How wrong do you think it is for someone your age to: use prescription drugs or non-prescription drugs for the purpose of getting high?	45
90	How wrong do you think it is for someone your age to: use synthetic marijuana (K2, spice) or bath salts?	46
91	How wrong do you think it is for someone your age to: use LSD, cocaine, amphetamines or another illegal drug?	46
92	How wrong do you think it is for someone your age to: use e-cigarettes, e-cigars or e-hookahs (vaping)?	46
93	At school during the past 12 months, did you receive help from the resource teacher, speech therapist or other special education teacher?	47
94	How many times in the past year (12 months) have you: been suspended from school?	47
95	How many times in the past year (12 months) have you: carried a handgun?	47
96	How many times in the past year (12 months) have you: sold illegal drugs?	48
97	How many times in the past year (12 months) have you: stolen or tried to steal a motor vehicle such as a car or motorcycle?	48
98	How many times in the past year (12 months) have you: participated in clubs, organizations or activities at school?	48
99	How many times in the past year (12 months) have you: been arrested?	49
100	How many times in the past year (12 months) have you: attacked someone with the idea of seriously hurting them?	49
101	How many times in the past year (12 months) have you: been drunk or high at school?	49
102	How many times in the past year (12 months) have you: taken a handgun to school?	50
103	How many times in the past year (12 months) have you: used e-cigarettes, e-cigars, or e-hookahs (vaping)?	50
104	Are you currently on probation, or assigned a probation officer with Juvenile Court?	50
105	Have you ever belonged to a gang?	51
106	If you have ever belonged to a gang, did that gang have a name?	51
107	You are at a party at someone's house, and one of your friends offers you a drink containing alcohol. What would you say or do?	51
108	How often do you attend religious services or activities?	52
109	I think sometimes it's okay to cheat at school.	52
110	It is important to think before you act.	52
111	Sometimes I think that life is not worth it.	53
112	At times I think I am no good at all.	53
113	All in all, I am inclined to think that I am a failure.	53
114	In the past year, have you felt depressed or sad MOST days, even if you felt okay sometimes?	54
115	It is all right to beat up people if they start the fight.	54

116	I think it is okay to take something without asking if you can get away with it.	54
117	Where do you get the most information about living a drug and alcohol free life? Parents/guardians	55
118	Where do you get the most information about living a drug and alcohol free life? Friends	55
119	Where do you get the most information about living a drug and alcohol free life? Family members	55
120	Where do you get the most information about living a drug and alcohol free life? School	56
121	Where do you get the most information about living a drug and alcohol free life? Internet	56
122	Where do you get the most information about living a drug and alcohol free life? TV	56
123	Where do you get the most information about living a drug and alcohol free life? Social media	57
124	How much do you think people risk harming themselves (physically or in other ways) if they: smoked one or more packs of cigarettes per day?	57
125	How much do you think people risk harming themselves (physically or in other ways) if they: try marijuana once or twice?	57
126	How much do you think people risk harming themselves (physically or in other ways) if they: smoke marijuana once or twice a week?	58
127	How much do you think people risk harming themselves (physically or in other ways) if they: take one or two drinks of an alcoholic beverage (beer, wine, liquor) nearly every day?	58
128	How much do you think people risk harming themselves (physically or in other ways) if they: have five or more drinks of an alcoholic beverage once or twice a weekend?	58
129	How much do you think people risk harming themselves (physically or in other ways) if they: use prescription drugs that are not prescribed to them?	59
130	How much do you think people risk harming themselves (physically or in other ways) if they: use non-prescription drugs to get high?	59
131	How much do you think people risk harming themselves (physically or in other ways) if they: use e-cigarettes, e-cigars, or e-hookahs?	59
132	Have you ever used smokeless tobacco (chew, snuff, plug, dipping tobacco, or chewing tobacco)?	60
133	How often have you used smokeless tobacco during the past 30 days?	60
134	Have you ever smoked cigarettes?	60
135	How frequently have you smoked cigarettes during the past 30 days?	61
136	Which statement best describes rules about smoking inside your home or your family cars?	61
137	Have you ever used e-cigarettes, e-cigars, or e-hookahs (vaping)?	61

138	How frequently have you used e-cigarettes, e-cigars, or e-hookahs (vaping)?	62
139	During this school year, were you taught in any of your classes about the dangers of tobacco use?	62
140	During the past 12 months, have you participated in any community activities to discourage people your age from using cigarettes, chewing tobacco, snuff, dip or cigars, e-cigarettes, e-cigars, or e-hookahs?	62
141	Think back over the last two weeks. How many times have you had five or more alcoholic drinks in a row?	63
142	During the past 30 days, how many times did you ride in a car or other vehicle driven by someone who had been drinking alcohol or using drugs to get high?	63
143	During the past 30 days, how many times did you drive a car or other vehicle when you had been drinking alcohol or using drugs to get high?	63
144	If you drank alcohol (not just a sip or taste) in the past year, where did you usually drink it?	64
145	How do you feel about someone your age having one or two drinks of an alcoholic beverage nearly every day?	64
146	On how many occasions have you had alcoholic beverages (beer, wine or hard liquor) to drink in your lifetime - more than just a few sips?	64
147	On how many occasions have you drunk one or more drinks of an alcoholic beverage during the past 30 days?	65
148	On how many occasions have you used marijuana (grass, pot) or hashish (hash, hash oil) in your lifetime?	65
149	On how many occasions have you used marijuana (grass, pot) or hashish (hash, hash oil) during the past 30 days?	65
150	On how many occasions have you used LSD or other psychedelics in your lifetime?	66
151	On how many occasions have you used LSD or other psychedelics during the past 30 days?	66
152	On how many occasions have you used cocaine or crack in your lifetime?	66
153	On how many occasions have you used cocaine or crack during the past 30 days?	67
154	On how many occasions have you sniffed glue, breathed the contents of an aerosol spray can, or inhaled other gases or sprays, in order to get high in your lifetime?	67
155	On how many occasions have you sniffed glue, breathed the contents of an aerosol spray can, or inhaled other gases or sprays, in order to get high during the past 30 days?	67
156	On how many occasions have you used Pegaramide (peg, Peggy, etc.) in your lifetime?	68

157	On how many occasions have you used Pegaramide (peg, Peggy, etc.) during the past 30 days?	68
158	On how many occasions have you used synthetic marijuana (K2, spice) in your lifetime?	68
159	On how many occasions have you used synthetic marijuana (K2, spice) during the past 30 days?	69
160	On how many occasions have you used methamphetamines (meth, speed, crank, crystal meth) in your lifetime?	69
161	On how many occasions have you used methamphetamines (meth, speed, crank, crystal meth) in the past 30 days?	69
162	On how many occasions have you used other chemical products (bath salts, plant food, etc.) in your lifetime?	70
163	On how many occasions have you used other chemical products (bath salts, plant food, etc.) during the past 30 days?	70
164	On how many occasions have you used heroin or other opiates in your lifetime?	70
165	On how many occasions have you used heroin or other opiates during the past 30 days?	71
166	On how many occasions have you used MDMA ('X', 'E', or ecstasy) in your lifetime?	71
167	On how many occasions have you used MDMA ('X', 'E', or ecstasy) during the past 30 days?	71
168	On how many occasions have you taken prescription drugs (such as Valium, Xanax, Ritalin, Adderall, OxyContin, Tramadol, or sleeping pills) not prescribed to you in your lifetime?	72
169	On how many occasions have you taken prescription drugs (such as Valium, Xanax, Ritalin, Adderall, OxyContin, Tramadol, or sleeping pills) not prescribed to you during the past 30 days?	72
170	On how many occasions have you taken non-prescription medicines such as diet pills (for example, Dietac, Dexatrim or Prolamine), stay-awake pills (for example No-Doz, Vivarin, or Wake), or cough or cold medicines (robos, DXM, etc.) to get high in your lifetime?	72
171	On how many occasions have you taken non-prescription medicines such as diet pills (for example, Dietac, Dexatrim or Prolamine), stay-awake pills (for example No-Doz, Vivarin, or Wake), or cough or cold medicines (robos, DXM, etc.) to get high during the past 30 days?	73
172	On how many occasions have you been drunk or very high from drinking alcoholic beverages during the past 30 days?	73
173	On how many occasions have you drunk flavored alcoholic beverages, sometimes called 'alcopops' (like Mike's Hard Lemonade, Smirnoff Ice, Bacardi Breezers, etc.) in your lifetime?	73
174	On how many occasions have you drunk flavored alcoholic beverages, sometimes called 'alcopops' (like Mike's Hard Lemonade, Smirnoff Ice, Bacardi Breezers, etc.) during the past 30 days?	74

175	If you smoked cigarettes (not just a puff or drag) in the past year, how did you usually get them?	74
176	If you used e-cigarettes, e-cigars, or e-hookahs (not just a puff or drag) in the past year, how did you usually get them? - I did not use e-cigarettes, e-cigars, or e-hookahs in the past year	75
177	If you used e-cigarettes, e-cigars, or e-hookahs (not just a puff or drag) in the past year, how did you usually get them? - I bought them in a store such as a convenience store, supermarket, discount store, or gas station	75
178	If you used e-cigarettes, e-cigars, or e-hookahs (not just a puff or drag) in the past year, how did you usually get them? - I got them on the Internet	75
179	If you used e-cigarettes, e-cigars, or e-hookahs (not just a puff or drag) in the past year, how did you usually get them? - I got them at a store that sells electronic cigarettes, such as a "vape shop"	75
180	If you used e-cigarettes, e-cigars, or e-hookahs (not just a puff or drag) in the past year, how did you usually get them? - I got them from a family member	76
181	If you used e-cigarettes, e-cigars, or e-hookahs (not just a puff or drag) in the past year, how did you usually get them? - I got them from a friend	76
182	If you used e-cigarettes, e-cigars, or e-hookahs (not just a puff or drag) in the past year, how did you usually get them? - A stranger got them for me	76
183	If you used e-cigarettes, e-cigars, or e-hookahs (not just a puff or drag) in the past year, how did you usually get them? - I took them from a store or shop	76
184	If you used e-cigarettes, e-cigars, or e-hookahs (not just a puff or drag) in the past year, how did you usually get them? - I got them some other way	77
185	If you used marijuana (grass, pot) (not just a puff or drag) in the past year, how did you usually get it? - I did not use marijuana (grass, pot) in the past year	77
186	If you used marijuana (grass, pot) (not just a puff or drag) in the past year, how did you usually get it? - I bought it myself	77
187	If you used marijuana (grass, pot) (not just a puff or drag) in the past year, how did you usually get it? - I got it from someone at school	77
188	If you used marijuana (grass, pot) (not just a puff or drag) in the past year, how did you usually get it? - I got it from someone with a medical marijuana card	78
189	If you used marijuana (grass, pot) (not just a puff or drag) in the past year, how did you usually get it? - I got it from my brother or sister	78

190	If you used marijuana (grass, pot) (not just a puff or drag) in the past year, how did you usually get it? - I got it from another relative	78
191	If you used marijuana (grass, pot) (not just a puff or drag) in the past year, how did you usually get it? - Other	78
192	If you drank alcohol (not just a sip or taste) in the past year, how did you usually get it?	79
193	If you used prescription drugs or over the counter drugs without a doctor telling you to use it or for the purpose of getting high, where did you get these drugs? - Did not use	79
194	If you used prescription drugs or over the counter drugs without a doctor telling you to use it or for the purpose of getting high, where did you get these drugs? - Bought or took from store or shop	80
195	If you used prescription drugs or over the counter drugs without a doctor telling you to use it or for the purpose of getting high, where did you get these drugs? - Got from parents with permission	80
196	If you used prescription drugs or over the counter drugs without a doctor telling you to use it or for the purpose of getting high, where did you get these drugs? - Got from home without permission	80
197	If you used prescription drugs or over the counter drugs without a doctor telling you to use it or for the purpose of getting high, where did you get these drugs? - Got from relative with permission	80
198	If you used prescription drugs or over the counter drugs without a doctor telling you to use it or for the purpose of getting high, where did you get these drugs? - Got from relative without permission	81
199	If you used prescription drugs or over the counter drugs without a doctor telling you to use it or for the purpose of getting high, where did you get these drugs? - Got from friend's home with permission	81
200	If you used prescription drugs or over the counter drugs without a doctor telling you to use it or for the purpose of getting high, where did you get these drugs? - Got from friend's home without permission	81
201	If you used prescription drugs or over the counter drugs without a doctor telling you to use it or for the purpose of getting high, where did you get these drugs? - Got from friend at school	81
202	If you used prescription drugs or over the counter drugs without a doctor telling you to use it or for the purpose of getting high, where did you get these drugs? - Got from friend at party	82
203	If you used prescription drugs or over the counter drugs without a doctor telling you to use it or for the purpose of getting high, where did you get these drugs? - Got from friend, elsewhere	82
204	If you used prescription drugs or over the counter drugs without a doctor telling you to use it or for the purpose of getting high, where did you get these drugs? - Got from internet sale	82
205	During the last month, about how many marijuana cigarettes, or the equivalent, did you smoke a day, on the average?	83

206	How wrong do your friends feel it would be for YOU to: have one or two drinks of an alcoholic beverage nearly every day?	83
207	How wrong do your friends feel it would be for YOU to: smoke tobacco?	83
208	How wrong do your friends feel it would be for YOU to: smoke marijuana?	84
209	How wrong do your friends feel it would be for YOU to: use prescription drugs not prescribed to you?	84
210	How wrong would most adults (over 21) in your neighborhood think it is for kids your age: to use marijuana?	84
211	How wrong would most adults (over 21) in your neighborhood think it is for kids your age: to drink alcohol?	85
212	How wrong would most adults (over 21) in your neighborhood think it is for kids your age: to smoke cigarettes?	85
213	How much do each of the following statements describe your neighborhood? crime and/or drug selling	85
214	How much do each of the following statements describe your neighborhood? fights	86
215	How much do each of the following statements describe your neighborhood? lots of empty or abandoned buildings	86
216	How much do each of the following statements describe your neighborhood? lots of graffiti	86
217	I feel safe in my neighborhood.	87
218	If a kid smoked marijuana in your neighborhood would he or she be caught by the police?	87
219	If a kid drank some beer, wine or hard liquor (for example, vodka, whiskey, or gin) in your neighborhood would he or she be caught by the police?	87
220	If a kid carried a handgun in your neighborhood would he or she be caught by the police?	88
221	If you wanted to get some cigarettes, how easy would it be for you to get some?	88
222	If you wanted to get some beer, wine or hard liquor (for example, vodka, whiskey, or gin), how easy would it be for you to get some?	88
223	If you wanted to get a drug like cocaine, LSD, or amphetamines, how easy would it be for you to get some?	89
224	If you wanted to get a handgun, how easy would it be for you to get one?	89
225	If you wanted to get some marijuana, how easy would it be for you to get some?	89
226	If you wanted to get prescription drugs for the purpose of getting high, how easy would it be for you to get some?	90
227	If you wanted to get synthetic marijuana such as K2 or chemical products such as bath salts to get high, how easy would it be for you to get some?	90

228	If you wanted to get steroids to use or to enhance athletic performance, how easy would it be for you to get some?	90
229	If you wanted to get e-cigarettes, e-cigars, or e-hookahs, how easy would it be for you to get some?	91
230	During the past 12 months, have you participated in any alcohol prevention programs or seen any alcohol prevention messages in your school or community? Yes, a school-based program focused on preventing underage drinking and/or drinking and driving.	91
231	During the past 12 months, have you participated in any alcohol prevention programs or seen any alcohol prevention messages in your school or community? Yes, a community-based program focused on preventing underage drinking and/or drinking and driving (for example, through your church or temple or through youth groups like Boys and Girls Club or 4-H).	91
232	During the past 12 months, have you participated in any alcohol prevention programs or seen any alcohol prevention messages in your school or community? Yes, a media campaign addressing underage drinking and/or drinking and driving (for example, newspaper ads, posters, pamphlets, radio, TV).	92
233	During the past 12 months, have you participated in any alcohol prevention programs or seen any alcohol prevention messages in your school or community? No	92
234	How wrong do your parents feel it would be for YOU to: have one or two drinks of an alcoholic beverage nearly every day?	92
235	How wrong do your parents feel it would be for YOU to: smoke tobacco?	92
236	How wrong do your parents feel it would be for YOU to: smoke marijuana?	93
237	How wrong do your parents feel it would be for YOU to: use prescription drugs not prescribed to you?	93
238	How wrong do your parents feel it would be for YOU to: steal something?	93
239	How wrong do your parents feel it would be for YOU to: draw graffiti, write things, or draw pictures on buildings or other property (without the owner's permission)?	94
240	How wrong do your parents feel it would be for YOU to: pick a fight with someone?	94
241	During the past 12 months, have you talked with at least one of your parents about the dangers of underage drinking and/or drinking and driving? By parents, we mean either your biological parents, adoptive parents, stepparents, or adult guardians - whether or not they live with you.	94
242	The rules in my family are clear.	95
243	People in my family have serious arguments about the same things, and often insult or yell at each other.	95

244	When I am not at home, one of my parents knows where I am and who I am with.	95
245	My family has clear rules about alcohol and drug use.	96
246	If you skipped school would you be caught by your parents?	96
247	My parents ask if I've gotten my homework done.	96
248	Would your parents know if you did not come home on time?	97
249	Do you know how to properly dispose of leftover prescription drugs?	97
250	Have any of your brothers or sisters ever: drunk beer, wine or hard liquor (for example, vodka, whiskey or gin)?	97
251	Have any of your brothers or sisters ever: smoked marijuana?	97
252	Have any of your brothers or sisters ever: smoked cigarettes?	98
253	Have any of your brothers or sisters ever: taken a handgun to school?	98
254	Have any of your brothers or sisters ever: been suspended or expelled from school?	98
255	Have any of your brothers or sisters ever: used e-cigarettes, e-cigars or e-hookahs (vaping)?	98
256	Have any of your brothers or sisters ever: used prescription drugs not prescribed to him/her?	99
257	Have you changed homes in the past year (the last 12 months)?	99
258	How many times have you changed homes since kindergarten?	99
259	Have you changed schools (including changing from elementary to middle and middle to high school) in the past year?	99
260	How many times have you changed schools since kindergarten (including changing from elementary to middle and middle to high school)?	100
261	Has anyone in your family ever had severe alcohol or drug problems?	100
262	About how many adults (over 21) have you known personally who in the past year have: used marijuana, crack, cocaine, or other drugs?	100
263	About how many adults (over 21) have you known personally who in the past year have: sold or dealt drugs?	101
264	About how many adults (over 21) have you known personally who in the past year have: done other things that could get them in trouble with the police, like stealing, selling stolen goods, mugging or assaulting others, etc.?	101
265	About how many adults (over 21) have you known personally who in the past year have: gotten drunk or high?	101
266	How honest were you in filling out this survey?	102

List of Figures

1	Grade Chart	12
2	Gender Chart	13
3	Age Chart	14

1 INTRODUCTION

This report was generated from data collected on the *2017 Arkansas Prevention Needs Assessment Student Survey*. This report contains basic frequency tables of all data collected and graphs on the selected demographic variables of grade, gender and age.

Questions regarding the information found in this report can be directed to:

International Survey Associates dba Pride Surveys

Mr. Jay Gleaton

2140 Newmarket Parkway

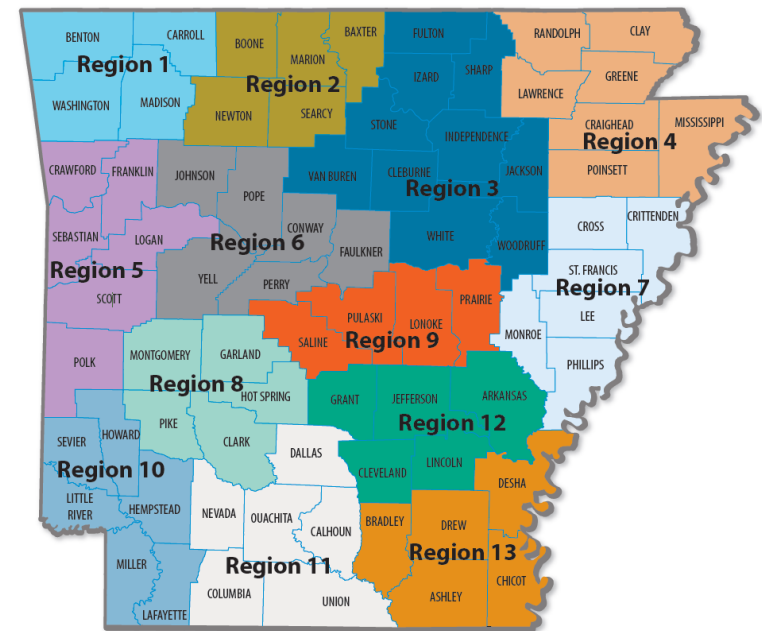
Suite 116

Marietta, GA 30067

Telephone: (800) 279-6361

Fax: (770) 726-9327

Website: <http://www.pridesurveys.com>



A note on the changing regions:

For the purposes of prevention in the state of Arkansas in 2013 the state moved from a 13-region system to an 8-region system. For the 2017 survey year the state reverted back to a 13-region system.

What this means for your regional data:

We have retroactively calculated all tables and year to year comparisons for THIS REPORT back to 13 regions. Because of this your reports from 2013 to 2016 that contain 8-regions CAN NOT BE COMPARED directly with this year's regional report. Regional reports will have different school groupings and will not be representative of the current 13-region system.

To reiterate, data in this report going back in time is comparable to previous years in the report because we recalculated previous years to 13 regions. However, the data should not be compared against any regional report going back 4 years because the regions were defined differently and represent different cohorts of students.

What this means for statewide, county, and school data:

This change will only affect the regional data. All other data is comparable with previous years.

Grade Chart

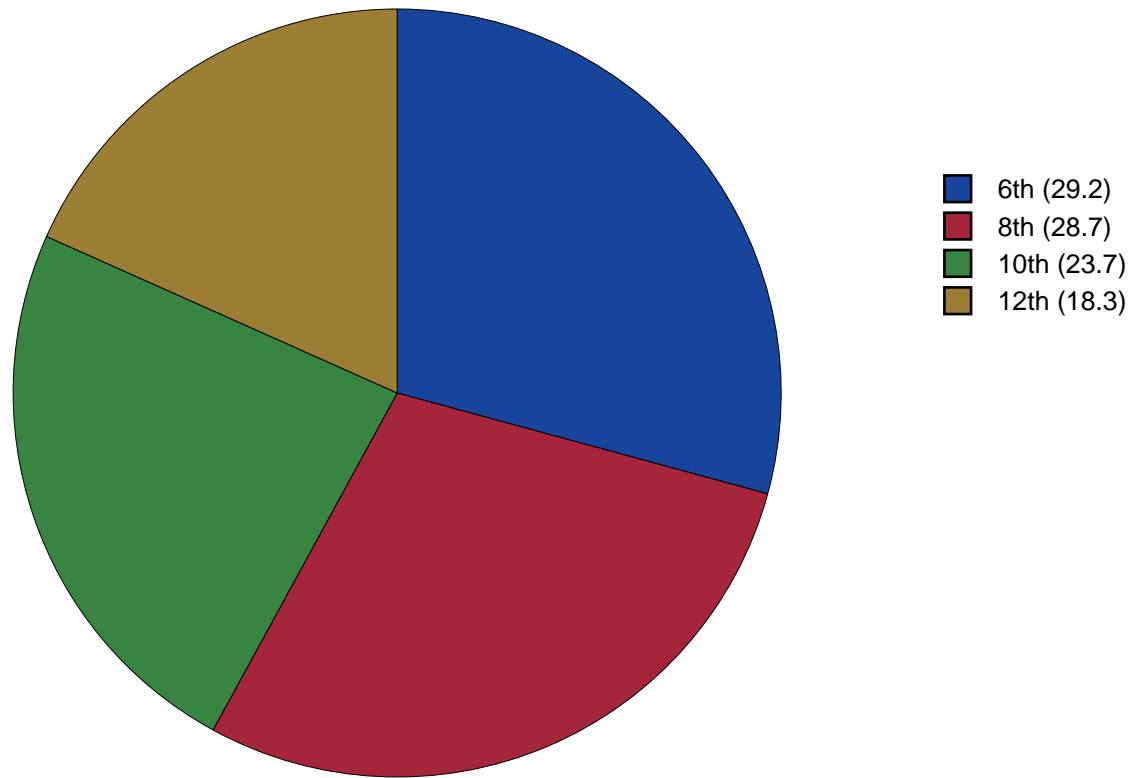


Figure 1: Grade Chart

Gender Chart

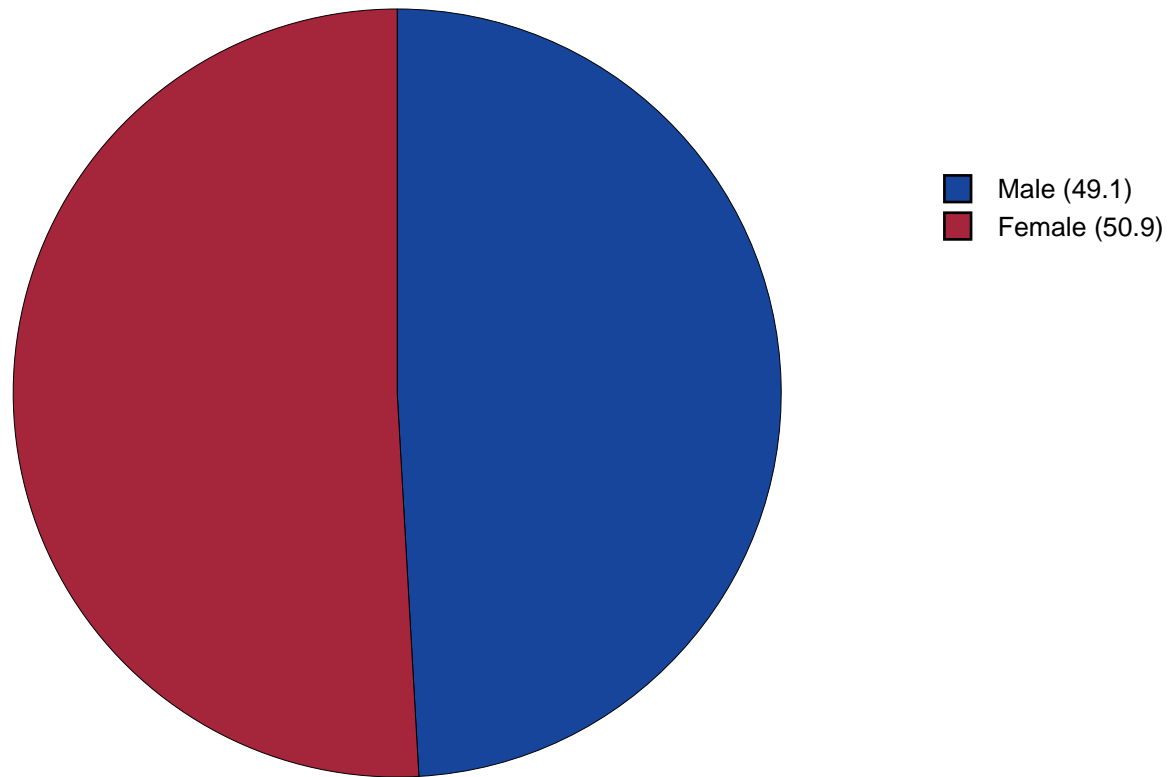


Figure 2: Gender Chart

Age Chart

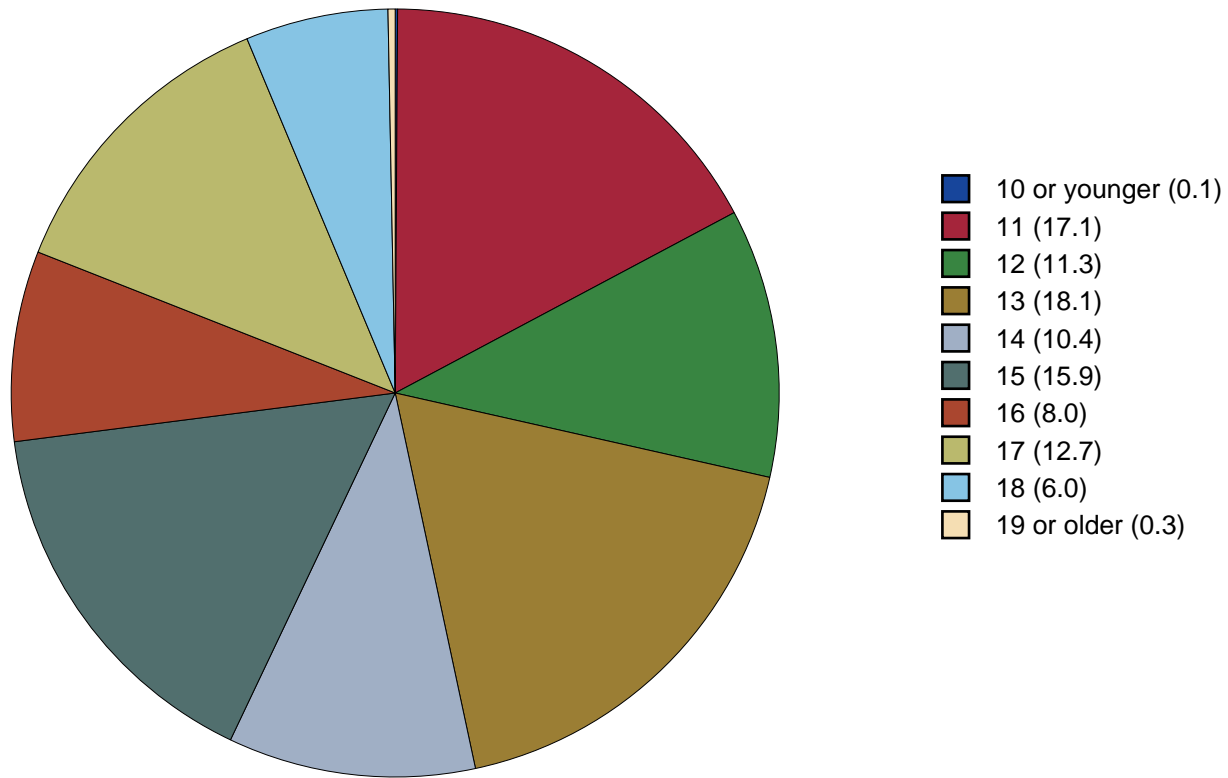


Figure 3: Age Chart

2 PERCENTAGE TABLES

The following tables contain frequency distribution detailing how your students responded to each question on the survey. The tables appear in the same order as the questions on the survey. The tables include breakdowns by grade level as well as overall percentages. The *N of Valid* row is a frequency count of the number of valid responses to each question for each grade and overall. The *N of Miss* row is a frequency count of the number of invalid (marked more than one response) or missing (i.e. did not respond) responses to each question for each grade and overall.

For the questions that allowed more than one response (i.e. race, live with, etc.) each response becomes a separate table. If a student did not mark the response, that was counted as a NO response, and if they did mark the response, that was counted as a YES response. Since a non response is a valid response for these questions, the *N of Miss* will always be zero for these questions.

Table 1: Gender



Response	6	8	10	12	Total	
Male	49.3	51.0	47.3	48.0	49.1	
Female	50.7	49.0	52.7	52.0	50.9	
N of Valid	2489	2428	2009	1561	8487	
N of Miss	37	55	43	24	159	

Table 2: Age











Response	6	8	10	12	Total	
10 or younger	0.2	0.0	0.0	0.0	0.1	
11	58.7	0.0	0.0	0.0	17.1	
12	38.5	0.2	0.0	0.0	11.3	
13	2.4	60.6	0.0	0.0	18.1	
14	0.1	36.1	0.0	0.0	10.4	
15	0.0	3.1	63.2	0.0	15.9	
16	0.0	0.0	33.6	0.3	8.0	
17	0.0	0.0	3.1	65.1	12.7	
18	0.0	0.0	0.1	32.7	6.0	
19 or older	0.0	0.0	0.0	1.9	0.3	
N of Valid	2506	2472	2040	1580	8598	
N of Miss	20	11	12	5	48	

Table 3: Are you Hispanic or Latino?



Response	6	8	10	12	Total	
No	91.8	91.7	91.8	93.3	92.0	
Yes	8.2	8.3	8.2	6.7	8.0	
N of Valid	2342	2408	2017	1573	8340	
N of Miss	184	75	35	12	306	

Table 4: What is your race? Black or African American



Response	6	8	10	12	Total	
No	81.8	80.0	84.4	86.3	82.7	
Yes	18.2	20.0	15.6	13.7	17.3	
N of Valid	2476	2464	2041	1575	8556	
N of Miss	0	0	0	0	0	

Table 5: What is your race? Asian



Response	6	8	10	12	Total	
No	99.0	98.9	98.7	99.3	99.0	
Yes	1.0	1.1	1.3	0.7	1.0	
N of Valid	2476	2464	2041	1575	8556	
N of Miss	0	0	0	0	0	

Table 6: What is your race? American Indian



Response	6	8	10	12	Total	
No	93.8	94.8	97.1	97.9	95.6	
Yes	6.2	5.2	2.9	2.1	4.4	
N of Valid	2476	2464	2041	1575	8556	
N of Miss	0	0	0	0	0	

Table 7: What is your race? Alaska Native



Response	6	8	10	12	Total	
No	99.8	99.9	99.8	99.8	99.8	
Yes	0.2	0.1	0.2	0.2	0.2	
N of Valid	2476	2464	2041	1575	8556	
N of Miss	0	0	0	0	0	

Table 8: What is your race? White



Response	6	8	10	12	Total	
No	27.6	26.3	20.6	16.0	23.4	
Yes	72.4	73.7	79.4	84.0	76.6	
N of Valid	2476	2464	2041	1575	8556	
N of Miss	0	0	0	0	0	

Table 9: What is your race? Native Hawaiian or Other Pacific Islander



Response	6	8	10	12	Total	
No	99.2	99.1	99.3	99.3	99.2	
Yes	0.8	0.9	0.7	0.7	0.8	
N of Valid	2476	2464	2041	1575	8556	
N of Miss	0	0	0	0	0	

Table 10: What is your race? Other



Response	6	8	10	12	Total	
No	89.4	92.0	93.6	95.6	92.3	
Yes	10.6	8.0	6.4	4.4	7.7	
N of Valid	2476	2464	2041	1575	8556	
N of Miss	0	0	0	0	0	

Table 11: What is the highest level of schooling completed by your mother or father?









Response	6	8	10	12	Total	
Completed grade school or less	2.5	2.5	1.3	1.5	2.0	
Some high school	3.8	4.8	12.5	13.4	8.0	
Completed high school	9.6	15.0	19.5	21.6	15.8	
Some college	10.0	13.7	16.8	16.0	13.8	
Completed college	24.0	27.9	25.5	25.8	25.8	
Graduate or professional school after college	11.8	12.4	11.6	11.4	11.9	
Don't know	36.0	22.2	11.5	8.2	21.0	
Does not apply	2.3	1.4	1.4	2.0	1.7	
N of Valid	2412	2433	2031	1567	8443	
N of Miss	114	50	21	18	203	

Table 12: Think of where you live most of the time. Which of the following people live there with you? Mother



Response	6	8	10	12	Total	
No	13.8	15.7	17.0	20.0	16.3	
Yes	86.2	84.3	83.0	80.0	83.7	
N of Valid	2509	2466	2037	1569	8581	
N of Miss	0	0	0	0	0	

Table 13: Think of where you live most of the time. Which of the following people live there with you? Stepmother



Response	6	8	10	12	Total	
No	93.3	92.9	92.7	93.4	93.0	
Yes	6.7	7.1	7.3	6.6	7.0	
N of Valid	2509	2466	2037	1569	8581	
N of Miss	0	0	0	0	0	

Table 14: Think of where you live most of the time. Which of the following people live there with you? Foster Mother



Response	6	8	10	12	Total	
No	99.3	99.6	99.4	99.4	99.4	
Yes	0.7	0.4	0.6	0.6	0.6	
N of Valid	2509	2466	2037	1569	8581	
N of Miss	0	0	0	0	0	

Table 15: Think of where you live most of the time. Which of the following people live there with you? Grandmother



Response	6	8	10	12	Total	
No	85.7	87.5	87.6	88.8	87.3	
Yes	14.3	12.5	12.4	11.2	12.7	
N of Valid	2509	2466	2037	1569	8581	
N of Miss	0	0	0	0	0	

Table 16: Think of where you live most of the time. Which of the following people live there with you? Aunt



Response	6	8	10	12	Total	
No	94.7	95.5	96.6	96.6	95.7	
Yes	5.3	4.5	3.4	3.4	4.3	
N of Valid	2509	2466	2037	1569	8581	
N of Miss	0	0	0	0	0	

Table 17: Think of where you live most of the time. Which of the following people live there with you? Father



Response	6	8	10	12	Total	
No	40.8	42.8	44.8	47.0	43.5	
Yes	59.2	57.2	55.2	53.0	56.5	
N of Valid	2509	2466	2037	1569	8581	
N of Miss	0	0	0	0	0	

Table 18: Think of where you live most of the time. Which of the following people live there with you? Stepfather



Response	6	8	10	12	Total	
No	83.1	84.0	81.8	83.7	83.1	
Yes	16.9	16.0	18.2	16.3	16.9	
N of Valid	2509	2466	2037	1569	8581	
N of Miss	0	0	0	0	0	

Table 19: Think of where you live most of the time. Which of the following people live there with you? Foster Father



Response	6	8	10	12	Total	
No	99.5	99.7	99.5	99.6	99.6	
Yes	0.5	0.3	0.5	0.4	0.4	
N of Valid	2509	2466	2037	1569	8581	
N of Miss	0	0	0	0	0	

Table 20: Think of where you live most of the time. Which of the following people live there with you? Grandfather



Response	6	8	10	12	Total	
No	91.7	92.8	93.0	94.1	92.7	
Yes	8.3	7.2	7.0	5.9	7.3	
N of Valid	2509	2466	2037	1569	8581	
N of Miss	0	0	0	0	0	

Table 21: Think of where you live most of the time. Which of the following people live there with you? Uncle



Response	6	8	10	12	Total	
No	94.9	95.4	96.8	97.9	96.0	
Yes	5.1	4.6	3.2	2.1	4.0	
N of Valid	2509	2466	2037	1569	8581	
N of Miss	0	0	0	0	0	

Table 22: Think of where you live most of the time. Which of the following people live there with you? Other Adults



Response	6	8	10	12	Total	
No	97.4	97.7	97.6	97.0	97.5	
Yes	2.6	2.3	2.4	3.0	2.5	
N of Valid	2509	2466	2037	1569	8581	
N of Miss	0	0	0	0	0	

Table 23: Think of where you live most of the time. Which of the following people live there with you? Brother(s)



Response	6	8	10	12	Total	
No	51.3	53.5	58.0	63.0	55.7	
Yes	48.7	46.5	42.0	37.0	44.3	
N of Valid	2509	2466	2037	1569	8581	
N of Miss	0	0	0	0	0	

Table 24: Think of where you live most of the time. Which of the following people live there with you? Stepbrother(s)



Response	6	8	10	12	Total	
No	93.9	94.3	94.2	95.8	94.4	
Yes	6.1	5.7	5.8	4.2	5.6	
N of Valid	2509	2466	2037	1569	8581	
N of Miss	0	0	0	0	0	

Table 25: Think of where you live most of the time. Which of the following people live there with you? Sister(s)



Response	6	8	10	12	Total	
No	51.6	55.8	58.4	67.0	57.2	
Yes	48.4	44.2	41.6	33.0	42.8	
N of Valid	2509	2466	2037	1569	8581	
N of Miss	0	0	0	0	0	

Table 26: Think of where you live most of the time. Which of the following people live there with you? Stepsister(s)



Response	6	8	10	12	Total	
No	94.8	93.8	95.5	96.5	95.0	
Yes	5.2	6.2	4.5	3.5	5.0	
N of Valid	2509	2466	2037	1569	8581	
N of Miss	0	0	0	0	0	

Table 27: Think of where you live most of the time. Which of the following people live there with you? Other Children



Response	6	8	10	12	Total	
No	95.9	95.1	95.1	93.6	95.0	
Yes	4.1	4.9	4.9	6.4	5.0	
N of Valid	2509	2466	2037	1569	8581	
N of Miss	0	0	0	0	0	

Table 28: In my school, students have lots of chances to help decide things like class activities and rules.





Response	6	8	10	12	Total	
NO!	13.4	10.0	8.9	10.6	10.8	
no	37.7	36.2	32.8	32.1	35.1	
yes	41.2	46.3	47.6	45.4	44.9	
YES!	7.7	7.5	10.8	11.9	9.1	
N of Valid	2454	2426	2011	1547	8438	
N of Miss	72	57	41	38	208	

Table 29: Teachers ask me to work on special classroom projects.





Response	6	8	10	12	Total	
NO!	8.5	8.3	6.8	7.2	7.8	
no	35.1	41.9	41.0	42.8	39.9	
yes	43.2	41.4	45.1	42.7	43.0	
YES!	13.2	8.4	7.1	7.3	9.3	
N of Valid	2438	2416	2004	1537	8395	
N of Miss	88	67	48	48	251	

Table 30: My teacher(s) notices when I am doing a good job and lets me know about it.


Response	6	8	10	12	Total	
NO!	4.1	6.0	6.3	7.0	5.7	
no	15.0	23.1	28.8	26.6	22.7	
yes	51.5	50.8	49.3	52.9	51.0	
YES!	29.3	20.2	15.6	13.5	20.6	
N of Valid	2460	2425	2003	1538	8426	
N of Miss	66	58	49	47	220	

Table 31: There are lots of chances for students in my school to get involved in sports, clubs, and other school activities outside of class.


Response	6	8	10	12	Total	
NO!	3.3	1.5	1.8	2.3	2.2	
no	10.0	4.1	5.2	6.6	6.6	
yes	37.0	35.5	40.0	44.9	38.7	
YES!	49.7	58.8	52.9	46.2	52.5	
N of Valid	2481	2434	2012	1538	8465	
N of Miss	45	49	40	47	181	

Table 32: There are lots of chances for students in my school to talk with a teacher one-on-one.


Response	6	8	10	12	Total	
NO!	3.4	4.7	3.5	4.4	4.0	
no	14.7	18.9	19.1	17.3	17.4	
yes	46.8	48.2	53.8	54.9	50.4	
YES!	35.1	28.2	23.6	23.4	28.2	
N of Valid	2450	2428	2007	1536	8421	
N of Miss	76	55	45	49	225	

Table 33: I feel safe at my school.





Response	6	8	10	12	Total	
NO!	4.7	5.7	5.8	5.5	5.4	
no	8.5	13.6	13.5	13.5	12.0	
yes	38.2	51.4	57.0	58.1	50.1	
YES!	48.6	29.3	23.7	22.9	32.4	
N of Valid	2461	2420	1999	1533	8413	
N of Miss	65	63	53	52	233	

Table 34: The school lets my parents know when I have done something well.





Response	6	8	10	12	Total	
NO!	11.0	16.3	19.1	21.8	16.4	
no	33.3	44.0	47.3	47.4	42.3	
yes	38.6	30.3	27.2	24.4	30.9	
YES!	17.1	9.4	6.4	6.4	10.4	
N of Valid	2452	2416	2000	1531	8399	
N of Miss	74	67	52	54	247	

Table 35: My teachers praise me when I work hard in school.





Response	6	8	10	12	Total	
NO!	11.7	13.3	14.5	14.3	13.3	
no	32.9	41.3	44.0	41.4	39.6	
yes	39.4	36.3	33.8	35.9	36.5	
YES!	16.0	9.0	7.7	8.4	10.6	
N of Valid	2412	2405	1991	1533	8341	
N of Miss	114	78	61	52	305	

Table 36: Are your school grades better than the grades of most students in your class?

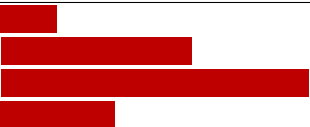



Response	6	8	10	12	Total	
NO!	8.4	6.7	6.0	4.6	6.6	
no	30.1	28.8	28.3	27.7	28.9	
yes	45.1	48.0	49.7	51.6	48.2	
YES!	16.4	16.5	16.0	16.0	16.3	
N of Valid	2425	2410	2000	1528	8363	
N of Miss	101	73	52	57	283	

Table 37: I have lots of chances to be part of class discussions or activities.





Response	6	8	10	12	Total	
NO!	4.2	3.0	2.7	3.3	3.3	
no	15.4	13.9	15.3	15.0	14.9	
yes	47.1	54.9	60.3	62.1	55.2	
YES!	33.4	28.3	21.6	19.6	26.6	
N of Valid	2452	2424	2007	1533	8416	
N of Miss	74	59	45	52	230	

Table 38: Now thinking back over the past year in school, how often did you: enjoy being in school?






Response	6	8	10	12	Total	
Never	7.2	7.8	9.0	12.3	8.7	
Seldom	11.8	14.5	16.2	17.6	14.7	
Sometimes	32.5	38.7	40.5	40.3	37.6	
Often	25.6	27.1	25.4	22.5	25.4	
Almost always	22.9	11.9	8.9	7.3	13.6	
N of Valid	2473	2432	2000	1532	8437	
N of Miss	53	51	52	53	209	

Table 39: Now thinking back over the past year in school, how often did you: hate being in school?

Response	6	8	10	12	Total	
Never	14.4	6.8	5.0	4.9	8.3	
Seldom	31.5	28.0	21.8	18.8	25.9	
Sometimes	29.1	33.9	39.3	39.1	34.7	
Often	13.2	18.6	20.7	21.2	18.0	
Almost always	11.7	12.7	13.2	15.9	13.1	
N of Valid	2450	2413	1993	1525	8381	
N of Miss	76	70	59	60	265	

Table 40: Now thinking back over the past year in school, how often did you: try to do your best work in school?

Response	6	8	10	12	Total	
Never	0.5	0.6	0.5	0.8	0.6	
Seldom	0.9	1.5	2.3	3.0	1.8	
Sometimes	4.6	9.5	12.7	17.7	10.3	
Often	16.7	27.2	34.3	33.8	27.0	
Almost always	77.2	61.3	50.2	44.7	60.3	
N of Valid	2435	2412	1994	1519	8360	
N of Miss	91	71	58	66	286	

Table 41: How often do you feel that the school work you are assigned is meaningful and important?

Response	6	8	10	12	Total	
Never	4.3	6.4	8.0	9.7	6.8	
Seldom	8.5	17.0	23.7	24.8	17.5	
Sometimes	25.9	33.3	37.2	36.3	32.6	
Often	29.5	27.1	23.1	23.1	26.1	
Almost always	31.8	16.2	8.0	6.0	17.0	
N of Valid	2461	2432	1995	1526	8414	
N of Miss	65	51	57	59	232	

Table 42: Putting them all together, what were your grades like last year?






Response	6	8	10	12	Total	
Mostly F's	1.0	0.8	0.6	0.4	0.7	
Mostly D's	2.8	2.4	2.8	2.2	2.6	
Mostly C's	10.6	13.4	15.0	14.8	13.2	
Mostly B's	36.5	37.2	37.7	41.1	37.8	
Mostly A's	49.2	46.3	43.9	41.5	45.7	
N of Valid	2358	2371	1963	1520	8212	
N of Miss	168	112	89	65	434	

Table 43: How important do you think the things you are learning in school are going to be for your later life?






Response	6	8	10	12	Total	
Very important	46.9	25.2	12.8	9.7	25.8	
Quite important	25.9	25.5	21.2	19.9	23.6	
Fairly important	17.6	28.3	34.2	34.7	27.7	
Slightly important	7.5	17.1	24.6	27.4	17.9	
Not at all important	2.1	4.0	7.1	8.3	4.9	
N of Valid	2462	2440	2001	1525	8428	
N of Miss	64	43	51	60	218	

Table 44: During the LAST FOUR WEEKS how many whole days of school have you missed because you skipped or "cut"?








Response	6	8	10	12	Total	
None	60.3	69.0	71.0	59.1	65.2	
1	14.7	12.5	12.3	14.2	13.4	
2	9.4	7.3	7.1	10.0	8.4	
3	7.7	4.9	4.1	8.1	6.1	
4-5	5.2	3.7	3.6	5.6	4.4	
6-10	1.7	1.6	1.4	2.5	1.8	
11 or more	0.9	0.9	0.4	0.5	0.7	
N of Valid	2464	2436	2004	1525	8429	
N of Miss	62	47	48	60	217	

Table 45: What are the chances you would be seen as cool if you: smoked cigarettes?






Response	6	8	10	12	Total	
No or very little chance	91.6	76.3	66.3	63.9	76.2	
Little chance	4.4	12.1	17.2	16.2	11.8	
Some chance	1.8	7.0	10.4	12.4	7.2	
Pretty good chance	1.0	2.9	4.3	4.6	3.0	
Very good chance	1.2	1.6	1.8	3.0	1.8	
N of Valid	2430	2404	1979	1505	8318	
N of Miss	96	79	73	80	328	

Table 46: What are the chances you would be seen as cool if you: worked hard at school?






Response	6	8	10	12	Total	
No or very little chance	5.9	9.9	12.3	15.0	10.2	
Little chance	7.8	11.6	17.1	17.1	12.8	
Some chance	15.1	23.5	23.0	27.0	21.6	
Pretty good chance	25.7	27.7	27.9	21.8	26.1	
Very good chance	45.6	27.2	19.7	19.1	29.3	
N of Valid	2441	2405	1977	1505	8328	
N of Miss	85	78	75	80	318	

Table 47: What are the chances you would be seen as cool if you: began drinking alcoholic beverages regularly, that is, at least once or twice a month?






Response	6	8	10	12	Total	
No or very little chance	87.9	69.5	53.9	46.5	67.0	
Little chance	6.4	13.9	16.2	17.0	12.8	
Some chance	2.8	8.7	15.4	16.0	9.9	
Pretty good chance	1.6	5.4	9.5	12.6	6.6	
Very good chance	1.2	2.5	5.0	7.9	3.7	
N of Valid	2437	2401	1977	1502	8317	
N of Miss	89	82	75	83	329	

Table 48: What are the chances you would be seen as cool if you: defended someone who was being bullied?






Response	6	8	10	12	Total	
No or very little chance	6.7	8.8	11.4	12.3	9.4	
Little chance	6.7	11.3	15.7	15.6	11.8	
Some chance	14.7	22.1	27.8	27.4	22.3	
Pretty good chance	25.2	28.8	25.6	26.6	26.6	
Very good chance	46.6	28.9	19.5	18.0	29.9	
N of Valid	2446	2398	1976	1499	8319	
N of Miss	80	85	76	86	327	

Table 49: What are the chances you would be seen as cool if you: smoked marijuana?






Response	6	8	10	12	Total	
No or very little chance	92.0	71.2	56.3	50.3	70.0	
Little chance	3.1	10.9	14.2	14.3	10.0	
Some chance	1.7	7.1	12.4	15.4	8.3	
Pretty good chance	1.1	5.2	9.0	10.2	5.8	
Very good chance	2.1	5.6	8.0	9.8	5.9	
N of Valid	2425	2395	1977	1504	8301	
N of Miss	101	88	75	81	345	

Table 50: What are the chances you would be seen as cool if you: carried a handgun?






Response	6	8	10	12	Total	
No or very little chance	81.5	74.8	72.4	69.0	75.1	
Little chance	8.6	11.8	12.7	14.0	11.5	
Some chance	4.5	6.0	7.5	9.3	6.5	
Pretty good chance	2.2	3.7	3.7	3.9	3.3	
Very good chance	3.2	3.6	3.7	3.9	3.6	
N of Valid	2434	2398	1978	1502	8312	
N of Miss	92	85	74	83	334	

Table 51: What are the chances you would be seen as cool if you: used e-cigarettes, e-cigars or e-hookahs (vaping)?






Response	6	8	10	12	Total	
No or very little chance	87.4	67.7	54.9	52.1	67.6	
Little chance	6.4	12.1	13.1	12.3	10.7	
Some chance	2.5	8.4	11.9	14.1	8.5	
Pretty good chance	1.6	6.1	10.7	10.9	6.7	
Very good chance	2.2	5.7	9.4	10.7	6.4	
N of Valid	2430	2405	1980	1499	8314	
N of Miss	96	78	72	86	332	

Table 52: What are the chances you would be seen as cool if you: bullied someone or cyber bullied someone?






Response	6	8	10	12	Total	
No or very little chance	87.4	67.7	54.9	52.1	67.6	
Little chance	6.4	12.1	13.1	12.3	10.7	
Some chance	2.5	8.4	11.9	14.1	8.5	
Pretty good chance	1.6	6.1	10.7	10.9	6.7	
Very good chance	2.2	5.7	9.4	10.7	6.4	
N of Valid	2430	2405	1980	1499	8314	
N of Miss	96	78	72	86	332	

Table 53: Think of your four best friends (the friends you feel closest to). In the past year (12 months), how many of your best friends have: participated in clubs, organizations or activities at school?






Response	6	8	10	12	Total	
0	15.6	10.2	11.1	12.4	12.4	
1	10.8	9.8	9.3	9.9	10.0	
2	18.7	16.8	16.0	16.9	17.2	
3	17.3	17.2	15.6	16.1	16.7	
4	37.5	45.9	48.0	44.7	43.7	
N of Valid	2417	2397	1963	1493	8270	
N of Miss	109	86	89	92	376	

Table 54: Think of your four best friends (the friends you feel closest to). In the past year (12 months), how many of your best friends have: smoked cigarettes?






Response	6	8	10	12	Total	
0	95.1	83.0	66.6	55.8	77.8	
1	3.4	9.1	16.6	19.9	11.1	
2	0.7	4.2	8.5	11.6	5.5	
3	0.4	1.9	3.6	4.6	2.3	
4	0.5	1.8	4.7	8.1	3.2	
N of Valid	2424	2394	1953	1488	8259	
N of Miss	102	89	99	97	387	

Table 55: Think of your four best friends (the friends you feel closest to). In the past year (12 months), how many of your best friends have: tried beer, wine or hard liquor (for example, vodka, whiskey, or gin) when their parents didn't know about it?






Response	6	8	10	12	Total	
0	89.6	68.4	48.9	40.1	64.9	
1	6.4	13.5	16.4	14.1	12.2	
2	2.2	8.1	13.4	13.0	8.5	
3	1.0	4.8	7.9	11.3	5.6	
4	0.8	5.3	13.3	21.6	8.8	
N of Valid	2439	2396	1964	1492	8291	
N of Miss	87	87	88	93	355	

Table 56: Think of your four best friends (the friends you feel closest to). In the past year (12 months), how many of your best friends have: used e-cigarettes, e-cigars, or e-hookahs?






Response	6	8	10	12	Total	
0	95.2	81.5	61.3	53.5	75.8	
1	3.1	8.4	13.8	13.8	9.1	
2	0.7	4.6	9.6	11.3	5.9	
3	0.5	2.5	5.2	7.7	3.5	
4	0.4	3.0	10.0	13.6	5.8	
N of Valid	2439	2397	1961	1489	8286	
N of Miss	87	86	91	96	360	

Table 57: Think of your four best friends (the friends you feel closest to). In the past year (12 months), how many of your best friends have: used marijuana?






Response	6	8	10	12	Total	
0	97.4	84.2	66.4	54.8	78.6	
1	1.5	8.0	14.2	17.1	9.2	
2	0.4	3.5	9.1	11.0	5.3	
3	0.3	1.7	3.7	6.0	2.6	
4	0.4	2.6	6.5	11.0	4.4	
N of Valid	2425	2387	1956	1488	8256	
N of Miss	101	96	96	97	390	

Table 58: Think of your four best friends (the friends you feel closest to). In the past year (12 months), how many of your best friends have: used prescription drugs or non-prescription drugs for the purpose of getting high?






Response	6	8	10	12	Total	
0	97.0	91.4	83.2	80.6	89.1	
1	2.1	4.8	8.3	8.8	5.6	
2	0.3	1.7	3.4	5.0	2.3	
3	0.2	1.1	1.9	1.8	1.2	
4	0.3	1.0	3.2	3.8	1.8	
N of Valid	2430	2394	1957	1486	8267	
N of Miss	96	89	95	99	379	

Table 59: Think of your four best friends (the friends you feel closest to). In the past year (12 months), how many of your best friends have: used synthetic marijuana (K2, spice) or bath salts?






Response	6	8	10	12	Total	
0	98.2	96.6	93.1	91.9	95.4	
1	1.0	1.7	3.3	3.8	2.2	
2	0.4	0.8	1.6	2.4	1.2	
3	0.2	0.3	0.6	0.5	0.4	
4	0.2	0.5	1.5	1.5	0.8	
N of Valid	2417	2388	1957	1491	8253	
N of Miss	109	95	95	94	393	

Table 60: Think of your four best friends (the friends you feel closest to). In the past year (12 months), how many of your best friends have: used LSD, cocaine, amphetamines, or other illegal drugs?






Response	6	8	10	12	Total	
0	98.1	95.7	92.4	89.1	94.4	
1	1.0	2.7	3.8	5.7	3.0	
2	0.5	0.8	1.9	2.3	1.2	
3	0.2	0.5	0.7	1.3	0.6	
4	0.2	0.4	1.3	1.6	0.8	
N of Valid	2423	2391	1959	1491	8264	
N of Miss	103	92	93	94	382	

Table 61: Think of your four best friends (the friends you feel closest to). In the past year (12 months), how many of your best friends have: been bullied?






Response	6	8	10	12	Total	
0	35.1	44.1	54.6	64.4	47.6	
1	27.2	24.9	19.9	14.8	22.6	
2	16.5	15.2	13.0	10.0	14.1	
3	6.8	5.3	4.5	4.2	5.4	
4	14.4	10.4	8.1	6.5	10.3	
N of Valid	2410	2381	1958	1485	8234	
N of Miss	116	102	94	100	412	

Table 62: Think of your four best friends (the friends you feel closest to). In the past year (12 months), how many of your best friends have: been suspended from school?






Response	6	8	10	12	Total	
0	73.6	66.2	72.4	77.5	71.9	
1	14.5	17.3	14.4	12.9	15.0	
2	5.6	8.4	8.1	6.1	7.1	
3	2.4	3.7	1.8	1.7	2.5	
4	3.9	4.5	3.3	1.7	3.5	
N of Valid	2410	2393	1953	1487	8243	
N of Miss	116	90	99	98	403	

Table 63: Think of your four best friends (the friends you feel closest to). In the past year (12 months), how many of your best friends have: carried a handgun?






Response	6	8	10	12	Total	
0	95.1	92.8	92.1	91.5	93.1	
1	2.7	4.3	3.7	3.8	3.6	
2	0.7	1.3	1.8	2.0	1.4	
3	0.3	0.6	1.0	0.8	0.7	
4	1.2	1.0	1.4	1.9	1.3	
N of Valid	2415	2392	1956	1489	8252	
N of Miss	111	91	96	96	394	

Table 64: Think of your four best friends (the friends you feel closest to). In the past year (12 months), how many of your best friends have: sold illegal drugs?






Response	6	8	10	12	Total	
0	98.4	95.1	91.2	85.7	93.4	
1	1.0	3.3	4.4	8.1	3.7	
2	0.2	0.6	2.1	3.2	1.3	
3	0.2	0.3	0.7	1.1	0.5	
4	0.2	0.7	1.6	1.9	1.0	
N of Valid	2409	2388	1949	1485	8231	
N of Miss	117	95	103	100	415	

Table 65: Think of your four best friends (the friends you feel closest to). In the past year (12 months), how many of your best friends have: regularly attended religious services?






Response	6	8	10	12	Total	
0	36.6	25.5	24.5	33.6	29.9	
1	10.9	15.1	16.9	17.6	14.8	
2	12.3	16.8	21.4	18.0	16.8	
3	13.6	17.7	15.4	12.8	15.1	
4	26.7	24.9	21.8	18.0	23.4	
N of Valid	2328	2367	1952	1481	8128	
N of Miss	198	116	100	104	518	

Table 66: Think of your four best friends (the friends you feel closest to). In the past year (12 months), how many of your best friends have: stolen or tried to steal a motor vehicle such as a car or motorcycle?






Response	6	8	10	12	Total	
0	97.3	95.5	95.1	96.2	96.1	
1	1.8	2.8	2.9	2.2	2.4	
2	0.3	1.0	0.9	0.7	0.7	
3	0.2	0.3	0.4	0.3	0.3	
4	0.4	0.4	0.7	0.5	0.5	
N of Valid	2436	2396	1956	1486	8274	
N of Miss	90	87	96	99	372	

Table 67: Think of your four best friends (the friends you feel closest to). In the past year (12 months), how many of your best friends have: been arrested?






Response	6	8	10	12	Total	
0	96.5	89.9	88.9	90.0	91.6	
1	2.3	6.9	7.2	6.3	5.5	
2	0.6	1.8	1.9	2.1	1.5	
3	0.2	0.5	1.0	0.5	0.5	
4	0.4	1.0	1.0	1.1	0.8	
N of Valid	2425	2396	1956	1488	8265	
N of Miss	101	87	96	97	381	

Table 68: Think of your four best friends (the friends you feel closest to). In the past year (12 months), how many of your best friends have: dropped out of school?






Response	6	8	10	12	Total	
0	95.6	95.7	93.1	91.9	94.4	
1	3.1	2.8	5.0	5.4	3.9	
2	0.7	0.7	1.2	1.7	1.0	
3	0.2	0.2	0.2	0.3	0.2	
4	0.4	0.6	0.5	0.7	0.5	
N of Valid	2422	2393	1956	1490	8261	
N of Miss	104	90	96	95	385	

Table 69: Think of your four best friends (the friends you feel closest to). In the past year (12 months), how many of your best friends have: been members of a gang?






Response	6	8	10	12	Total	
0	94.1	91.8	92.6	92.1	92.8	
1	2.6	4.3	2.9	3.1	3.3	
2	1.2	1.5	2.0	1.5	1.5	
3	0.6	0.7	0.8	0.7	0.7	
4	1.5	1.7	1.7	2.6	1.8	
N of Valid	2417	2391	1951	1490	8249	
N of Miss	109	92	101	95	397	

Table 70: How old were you when you first: smoked marijuana?










Response	6	8	10	12	Total	
Never	99.0	91.8	83.4	69.9	88.0	
10 or younger	0.4	1.0	1.1	0.9	0.8	
11	0.4	1.8	1.0	0.8	1.0	
12	0.0	1.8	1.3	1.9	1.2	
13	0.0	2.9	3.6	3.3	2.3	
14	0.0	0.6	4.2	4.5	2.0	
15	0.0	0.1	4.1	4.7	1.8	
16	0.0	0.0	1.1	7.2	1.6	
17 or older	0.0	0.0	0.1	6.8	1.3	
N of Valid	2448	2390	1961	1496	8295	
N of Miss	78	93	91	89	351	

Table 71: How old were you when you first: smoked a cigarette, even just a puff?










Response	6	8	10	12	Total	
Never	94.5	83.2	74.3	63.2	80.8	
10 or younger	3.3	7.4	5.6	4.8	5.3	
11	1.7	3.1	2.2	2.7	2.4	
12	0.4	2.4	4.0	3.8	2.5	
13	0.0	2.9	4.4	4.0	2.6	
14	0.0	1.0	4.4	4.4	2.1	
15	0.0	0.0	3.9	4.8	1.8	
16	0.0	0.0	0.9	5.8	1.3	
17 or older	0.0	0.0	0.2	6.4	1.2	
N of Valid	2450	2382	1958	1491	8281	
N of Miss	76	101	94	94	365	

Table 72: How old were you when you first: had more than a sip or two of beer, wine or hard liquor (for example, vodka, whiskey, or gin)?










Response	6	8	10	12	Total	
Never	87.4	70.8	56.0	42.7	67.1	
10 or younger	8.2	9.9	5.7	6.4	7.8	
11	3.5	4.5	2.9	2.1	3.4	
12	0.7	5.2	4.4	3.0	3.3	
13	0.1	7.7	6.9	5.1	4.8	
14	0.0	1.8	10.1	8.2	4.4	
15	0.0	0.1	11.5	9.5	4.5	
16	0.0	0.0	2.3	12.1	2.7	
17 or older	0.1	0.0	0.2	10.9	2.0	
N of Valid	2454	2383	1968	1493	8298	
N of Miss	72	100	84	92	348	

Table 73: How old were you when you first: began drinking alcoholic beverages regularly, that is, at least once or twice a month?










Response	6	8	10	12	Total	
Never	99.1	94.5	87.6	76.3	90.9	
10 or younger	0.3	0.7	0.6	0.7	0.6	
11	0.4	0.9	0.5	0.4	0.6	
12	0.0	1.0	0.7	0.5	0.6	
13	0.1	1.9	1.8	1.3	1.2	
14	0.0	0.9	2.4	2.1	1.2	
15	0.0	0.1	5.1	4.4	2.0	
16	0.0	0.0	1.3	7.3	1.6	
17 or older	0.1	0.0	0.1	7.0	1.3	
N of Valid	2455	2392	1966	1495	8308	
N of Miss	71	91	86	90	338	

Table 74: How old were you when you first: used Pegaramide (peg, Peggy)?


Response	6	8	10	12	Total	
Never	100.0	100.0	100.0	100.0	100.0	
10 or younger	0.0	0.0	0.0	0.0	0.0	
11	0.0	0.0	0.0	0.0	0.0	
12	0.0	0.0	0.0	0.0	0.0	
13	0.0	0.0	0.0	0.0	0.0	
14	0.0	0.0	0.0	0.0	0.0	
15	0.0	0.0	0.0	0.0	0.0	
16	0.0	0.0	0.0	0.0	0.0	
17 or older	0.0	0.0	0.0	0.0	0.0	
N of Valid	2387	2370	1961	1495	8213	
N of Miss	139	113	91	90	433	

Table 75: How old were you when you first: got suspended from school?










Response	6	8	10	12	Total	
Never	87.9	80.5	79.8	82.0	82.8	
10 or younger	7.5	8.2	5.2	3.5	6.4	
11	3.4	2.9	1.8	2.1	2.6	
12	1.0	3.6	2.8	1.9	2.3	
13	0.1	3.7	3.6	2.4	2.4	
14	0.0	1.0	3.7	2.4	1.6	
15	0.0	0.1	2.3	2.1	1.0	
16	0.0	0.0	0.6	2.1	0.5	
17 or older	0.1	0.0	0.2	1.4	0.3	
N of Valid	2444	2384	1964	1496	8288	
N of Miss	82	99	88	89	358	

Table 76: How old were you when you first: got arrested?










Response	6	8	10	12	Total	
Never	99.0	96.6	96.0	95.6	97.0	
10 or younger	0.7	0.8	0.4	0.4	0.6	
11	0.2	0.6	0.2	0.1	0.3	
12	0.1	0.6	0.5	0.3	0.4	
13	0.0	1.0	0.6	0.9	0.6	
14	0.0	0.4	0.8	0.4	0.4	
15	0.0	0.1	1.2	0.4	0.4	
16	0.0	0.0	0.4	1.3	0.3	
17 or older	0.0	0.0	0.1	0.7	0.1	
N of Valid	2442	2384	1965	1497	8288	
N of Miss	84	99	87	88	358	

Table 77: How old were you when you first: carried a handgun?










Response	6	8	10	12	Total	
Never	95.1	93.7	93.8	93.6	94.1	
10 or younger	2.6	2.1	2.1	1.9	2.2	
11	1.7	1.0	0.6	0.5	1.0	
12	0.5	1.2	0.5	0.3	0.7	
13	0.0	1.3	0.8	0.4	0.7	
14	0.0	0.6	1.1	0.3	0.5	
15	0.0	0.1	0.9	0.9	0.4	
16	0.0	0.0	0.2	1.3	0.3	
17 or older	0.1	0.0	0.2	0.8	0.2	
N of Valid	2437	2382	1965	1491	8275	
N of Miss	89	101	87	94	371	

Table 78: How old were you when you first: used e-cigarettes, e-cigars, or e-hookahs (vaping)?










Response	6	8	10	12	Total	
Never	96.2	86.8	75.1	65.3	82.9	
10 or younger	1.6	1.1	0.7	0.3	1.0	
11	1.7	2.0	0.7	0.5	1.3	
12	0.2	2.7	1.6	1.0	1.4	
13	0.1	5.9	4.9	2.6	3.4	
14	0.0	1.4	7.0	4.7	2.9	
15	0.0	0.1	7.7	6.9	3.1	
16	0.0	0.0	2.2	10.5	2.4	
17 or older	0.1	0.0	0.2	8.2	1.5	
N of Valid	2439	2389	1968	1494	8290	
N of Miss	87	94	84	91	356	

Table 79: How old were you when you first: belonged to a gang?










Response	6	8	10	12	Total	
Never	97.8	96.9	97.7	96.6	97.3	
10 or younger	0.7	0.6	0.3	0.7	0.6	
11	0.8	0.4	0.2	0.2	0.4	
12	0.7	0.5	0.3	0.2	0.5	
13	0.0	0.9	0.4	0.3	0.4	
14	0.0	0.6	0.5	0.3	0.4	
15	0.0	0.0	0.4	0.3	0.1	
16	0.0	0.0	0.3	0.7	0.2	
17 or older	0.0	0.0	0.1	0.7	0.1	
N of Valid	2435	2383	1967	1493	8278	
N of Miss	91	100	85	92	368	

Table 80: How old were you when you first: used prescription drugs not prescribed to you?










Response	6	8	10	12	Total	
Never	97.9	95.2	90.4	86.3	93.2	
10 or younger	1.3	1.3	1.7	1.4	1.4	
11	0.5	0.8	0.6	0.4	0.6	
12	0.2	1.0	0.6	0.9	0.7	
13	0.0	1.0	1.5	1.4	0.9	
14	0.0	0.7	2.3	1.5	1.0	
15	0.0	0.0	2.2	2.7	1.0	
16	0.0	0.0	0.6	2.6	0.6	
17 or older	0.0	0.0	0.1	2.7	0.5	
N of Valid	2438	2388	1965	1495	8286	
N of Miss	88	95	87	90	360	

Table 81: How wrong do you think it is for someone your age to: take a handgun to school?





Response	6	8	10	12	Total	
Very wrong	92.1	87.9	87.1	88.9	89.2	
Wrong	5.6	9.2	9.4	7.8	7.9	
A little bit wrong	1.5	2.2	2.4	1.9	2.0	
Not at all wrong	0.8	0.6	1.1	1.3	0.9	
N of Valid	2466	2411	1974	1492	8343	
N of Miss	60	72	78	93	303	

Table 82: How wrong do you think it is for someone your age to: steal anything?





Response	6	8	10	12	Total	
Very wrong	75.4	65.7	66.3	73.7	70.1	
Wrong	21.1	28.4	27.5	20.4	24.6	
A little bit wrong	2.8	5.0	5.5	4.8	4.5	
Not at all wrong	0.7	0.8	0.6	1.1	0.8	
N of Valid	2447	2403	1965	1489	8304	
N of Miss	79	80	87	96	342	

Table 83: How wrong do you think it is for someone your age to: pick a fight with someone?





Response	6	8	10	12	Total	
Very wrong	57.9	43.4	44.9	52.2	49.6	
Wrong	29.0	35.1	34.9	30.8	32.5	
A little bit wrong	11.2	18.1	17.8	13.7	15.2	
Not at all wrong	1.9	3.3	2.4	3.3	2.7	
N of Valid	2438	2396	1959	1485	8278	
N of Miss	88	87	93	100	368	

Table 84: How wrong do you think it is for someone your age to: attack someone with the idea of seriously hurting them?





Response	6	8	10	12	Total	
Very wrong	90.2	80.4	76.5	77.0	81.7	
Wrong	7.2	14.4	17.4	16.7	13.4	
A little bit wrong	1.4	3.8	4.7	4.4	3.4	
Not at all wrong	1.2	1.4	1.5	1.8	1.5	
N of Valid	2448	2393	1971	1488	8300	
N of Miss	78	90	81	97	346	

Table 85: How wrong do you think it is for someone your age to: stay away from school all day when their parents think they are at school?





Response	6	8	10	12	Total	
Very wrong	82.2	64.8	57.1	53.7	66.1	
Wrong	13.6	25.8	29.0	27.3	23.2	
A little bit wrong	3.1	7.6	12.0	14.7	8.6	
Not at all wrong	1.1	1.8	2.0	4.3	2.1	
N of Valid	2446	2397	1965	1487	8295	
N of Miss	80	86	87	98	351	

Table 86: How wrong do you think it is for someone your age to: drink beer, wine or hard liquor (for example, vodka, whiskey, or gin) regularly?





Response	6	8	10	12	Total	
Very wrong	91.6	72.5	54.4	46.5	69.2	
Wrong	5.4	16.5	23.1	22.0	15.8	
A little bit wrong	1.9	8.0	17.8	22.0	11.0	
Not at all wrong	1.1	3.0	4.7	9.5	4.0	
N of Valid	2453	2400	1970	1486	8309	
N of Miss	73	83	82	99	337	

Table 87: How wrong do you think it is for someone your age to: smoke cigarettes?





Response	6	8	10	12	Total	
Very wrong	92.5	78.2	64.8	55.4	75.1	
Wrong	5.2	15.1	20.4	18.8	14.1	
A little bit wrong	1.3	4.5	10.5	14.3	6.8	
Not at all wrong	1.0	2.2	4.3	11.5	4.0	
N of Valid	2445	2390	1972	1485	8292	
N of Miss	81	93	80	100	354	

Table 88: How wrong do you think it is for someone your age to: smoke marijuana?





Response	6	8	10	12	Total	
Very wrong	95.1	79.5	61.9	53.6	75.3	
Wrong	2.8	10.9	17.5	17.0	11.2	
A little bit wrong	0.8	5.1	11.8	14.1	7.1	
Not at all wrong	1.2	4.5	8.7	15.3	6.5	
N of Valid	2449	2389	1968	1488	8294	
N of Miss	77	94	84	97	352	

Table 89: How wrong do you think it is for someone your age to: use prescription drugs or non-prescription drugs for the purpose of getting high?





Response	6	8	10	12	Total	
Very wrong	96.0	87.8	82.1	79.0	87.3	
Wrong	2.6	8.8	13.1	14.5	9.0	
A little bit wrong	0.7	2.2	2.8	3.9	2.2	
Not at all wrong	0.7	1.2	2.0	2.6	1.5	
N of Valid	2448	2392	1968	1486	8294	
N of Miss	78	91	84	99	352	

Table 90: How wrong do you think it is for someone your age to: use synthetic marijuana (K2, spice) or bath salts?

Response	6	8	10	12	Total	
Very wrong	95.8	90.0	86.0	86.3	90.1	
Wrong	2.7	7.7	10.4	10.3	7.3	
A little bit wrong	0.5	1.2	2.2	2.1	1.4	
Not at all wrong	1.0	1.1	1.4	1.3	1.2	
N of Valid	2438	2389	1969	1489	8285	
N of Miss	88	94	83	96	361	

Table 91: How wrong do you think it is for someone your age to: use LSD, cocaine, amphetamines or another illegal drug?

Response	6	8	10	12	Total	
Very wrong	97.2	92.3	89.5	87.6	92.2	
Wrong	1.8	5.9	8.0	8.5	5.6	
A little bit wrong	0.2	1.0	1.4	1.6	1.0	
Not at all wrong	0.8	0.8	1.1	2.3	1.1	
N of Valid	2441	2390	1969	1486	8286	
N of Miss	85	93	83	99	360	

Table 92: How wrong do you think it is for someone your age to: use e-cigarettes, e-cigars or e-hookahs (vaping)?

Response	6	8	10	12	Total	
Very wrong	89.8	73.0	55.1	48.5	69.3	
Wrong	6.0	12.7	15.8	12.4	11.4	
A little bit wrong	2.5	8.6	17.0	18.3	10.6	
Not at all wrong	1.8	5.6	12.1	20.8	8.7	
N of Valid	2433	2387	1970	1485	8275	
N of Miss	93	96	82	100	371	

Table 93: At school during the past 12 months, did you receive help from the resource teacher, speech therapist or other special education teacher?

Response	6	8	10	12	Total
No	0.0	0.0	0.0	0.0	0.0
Yes	0.0	0.0	0.0	0.0	0.0
N of Valid	0	0	0	0	0
N of Miss	0	0	0	0	0

Table 94: How many times in the past year (12 months) have you: been suspended from school?

Response	6	8	10	12	Total	
Never	91.6	88.3	91.0	92.9	90.7	<div></div>
1 to 2 times	6.8	9.2	7.3	6.0	7.5	<div></div>
3 to 5 times	1.3	1.7	1.3	0.7	1.3	<div></div>
6 to 9 times	0.2	0.3	0.2	0.3	0.2	<div></div>
10+ times	0.2	0.5	0.2	0.0	0.3	<div></div>
N of Valid	2452	2390	1960	1488	8290	
N of Miss	74	93	92	97	356	

Table 95: How many times in the past year (12 months) have you: carried a handgun?

Response	6	8	10	12	Total	
Never	95.6	94.4	95.6	94.5	95.0	<div></div>
1 to 2 times	2.9	3.3	2.0	2.7	2.8	<div></div>
3 to 5 times	0.6	0.8	0.7	0.7	0.7	<div></div>
6 to 9 times	0.2	0.3	0.4	0.2	0.3	<div></div>
10+ times	0.7	1.1	1.3	1.9	1.2	<div></div>
N of Valid	2438	2379	1956	1482	8255	
N of Miss	88	104	96	103	391	

Table 96: How many times in the past year (12 months) have you: sold illegal drugs?






Response	6	8	10	12	Total	
Never	99.9	98.7	97.1	95.7	98.1	
1 to 2 times	0.1	0.7	1.1	2.0	0.9	
3 to 5 times	0.0	0.1	1.0	0.7	0.4	
6 to 9 times	0.0	0.2	0.2	0.2	0.1	
10+ times	0.0	0.3	0.7	1.4	0.5	
N of Valid	2418	2383	1948	1479	8228	
N of Miss	108	100	104	106	418	

Table 97: How many times in the past year (12 months) have you: stolen or tried to steal a motor vehicle such as a car or motorcycle?






Response	6	8	10	12	Total	
Never	99.3	98.5	99.0	99.1	99.0	
1 to 2 times	0.5	0.7	0.6	0.4	0.6	
3 to 5 times	0.0	0.2	0.3	0.3	0.2	
6 to 9 times	0.0	0.2	0.1	0.2	0.1	
10+ times	0.1	0.4	0.1	0.1	0.2	
N of Valid	2426	2381	1949	1482	8238	
N of Miss	100	102	103	103	408	

Table 98: How many times in the past year (12 months) have you: participated in clubs, organizations or activities at school?






Response	6	8	10	12	Total	
Never	33.7	34.2	29.3	32.0	32.5	
1 to 2 times	25.2	21.2	15.9	13.2	19.7	
3 to 5 times	16.1	14.9	14.4	13.9	14.9	
6 to 9 times	6.1	5.9	7.8	7.3	6.7	
10+ times	18.9	23.8	32.6	33.7	26.2	
N of Valid	2427	2367	1953	1480	8227	
N of Miss	99	116	99	105	419	

Table 99: How many times in the past year (12 months) have you: been arrested?

Response	6	8	10	12	Total	
Never	99.3	97.5	97.1	97.5	97.9	
1 to 2 times	0.5	1.8	2.3	1.8	1.5	
3 to 5 times	0.1	0.5	0.3	0.5	0.3	
6 to 9 times	0.0	0.1	0.1	0.1	0.1	
10+ times	0.1	0.1	0.2	0.1	0.1	
N of Valid	2424	2363	1952	1483	8222	
N of Miss	102	120	100	102	424	

Table 100: How many times in the past year (12 months) have you: attacked someone with the idea of seriously hurting them?

Response	6	8	10	12	Total	
Never	94.0	92.3	93.6	94.9	93.6	
1 to 2 times	4.7	5.9	5.0	3.7	4.9	
3 to 5 times	0.7	1.0	1.0	0.8	0.9	
6 to 9 times	0.2	0.3	0.1	0.3	0.2	
10+ times	0.4	0.5	0.4	0.3	0.4	
N of Valid	2434	2377	1955	1480	8246	
N of Miss	92	106	97	105	400	

Table 101: How many times in the past year (12 months) have you: been drunk or high at school?

Response	6	8	10	12	Total	
Never	99.3	95.7	93.2	90.3	95.2	
1 to 2 times	0.4	2.8	3.7	4.5	2.6	
3 to 5 times	0.1	0.8	1.3	2.2	1.0	
6 to 9 times	0.1	0.1	0.7	1.2	0.4	
10+ times	0.0	0.6	1.0	1.8	0.7	
N of Valid	2428	2375	1953	1480	8236	
N of Miss	98	108	99	105	410	

Table 102: How many times in the past year (12 months) have you: taken a handgun to school?






Response	6	8	10	12	Total	
Never	100.0	99.7	99.4	99.3	99.6	
1 to 2 times	0.0	0.1	0.2	0.3	0.1	
3 to 5 times	0.0	0.0	0.3	0.1	0.1	
6 to 9 times	0.0	0.1	0.1	0.1	0.0	
10+ times	0.0	0.1	0.1	0.3	0.1	
N of Valid	2428	2375	1957	1482	8242	
N of Miss	98	108	95	103	404	

Table 103: How many times in the past year (12 months) have you: used e-cigarettes, e-cigars, or e-hookahs (vaping)?






Response	6	8	10	12	Total	
Never	100.0	99.7	99.4	99.3	99.6	
1 to 2 times	0.0	0.1	0.2	0.3	0.1	
3 to 5 times	0.0	0.0	0.3	0.1	0.1	
6 to 9 times	0.0	0.1	0.1	0.1	0.0	
10+ times	0.0	0.1	0.1	0.3	0.1	
N of Valid	2428	2375	1957	1482	8242	
N of Miss	98	108	95	103	404	

Table 104: Are you currently on probation, or assigned a probation officer with Juvenile Court?



Response	6	8	10	12	Total	
No	98.8	97.8	97.7	98.6	98.2	
Yes	1.2	2.2	2.3	1.4	1.8	
N of Valid	1974	2013	1631	1225	6843	
N of Miss	552	470	421	360	1803	

Table 105: Have you ever belonged to a gang?






Response	6	8	10	12	Total	
No	95.9	94.6	95.0	94.2	95.0	
No, but would like to	0.9	1.3	1.6	2.1	1.4	
Yes, in the past	1.7	2.0	1.2	1.1	1.5	
Yes, belong now	1.3	2.0	2.0	2.5	1.9	
Yes, but would like to get out	0.2	0.2	0.1	0.1	0.2	
N of Valid	2443	2395	1956	1475	8269	
N of Miss	83	88	96	110	377	

Table 106: If you have ever belonged to a gang, did that gang have a name?




Response	6	8	10	12	Total	
No	10.0	9.3	11.4	15.7	11.2	
Yes	2.7	3.6	3.5	3.5	3.3	
I have never belonged to a gang	87.2	87.1	85.0	80.8	85.5	
N of Valid	2439	2389	1948	1465	8241	
N of Miss	87	94	104	120	405	

Table 107: You are at a party at someone's house, and one of your friends offers you a drink containing alcohol. What would you say or do?





Response	6	8	10	12	Total	
Drink it	3.4	14.9	24.9	37.7	17.9	
Tell your friend, 'No thanks, I don't drink' and suggest that you and your friend go and do something else	47.4	40.9	34.1	25.7	38.5	
Just say, 'No thanks' and walk away	29.1	29.4	30.2	29.8	29.6	
Make up a good excuse, tell your friend you had something else to do, and leave	20.2	14.8	10.9	6.8	14.0	
N of Valid	2437	2391	1950	1468	8246	
N of Miss	89	92	102	117	400	

Table 108: How often do you attend religious services or activities?





Response	6	8	10	12	Total	
Never	20.7	13.8	14.5	22.0	17.4	
Rarely	20.2	23.1	24.0	25.7	22.9	
1-2 Times a Month	12.2	14.4	15.0	15.5	14.1	
About Once a Week or More	46.9	48.6	46.6	36.8	45.5	
N of Valid	2385	2379	1953	1475	8192	
N of Miss	141	104	99	110	454	

Table 109: I think sometimes it's okay to cheat at school.





Response	6	8	10	12	Total	
NO!	70.8	42.7	24.9	26.0	43.9	
no	23.7	39.7	43.8	38.3	35.7	
yes	4.7	15.2	27.6	28.5	17.4	
YES!	0.7	2.4	3.8	7.2	3.1	
N of Valid	2453	2380	1947	1471	8251	
N of Miss	73	103	105	114	395	

Table 110: It is important to think before you act.





Response	6	8	10	12	Total	
NO!	2.5	2.0	1.9	2.7	2.3	
no	2.0	3.4	2.6	3.2	2.7	
yes	21.9	35.3	39.4	38.9	32.9	
YES!	73.6	59.4	56.1	55.2	62.1	
N of Valid	2442	2382	1943	1468	8235	
N of Miss	84	101	109	117	411	

Table 111: Sometimes I think that life is not worth it.





Response	6	8	10	12	Total	
NO!	60.1	46.2	38.3	39.7	47.3	
no	19.1	23.3	27.5	27.2	23.8	
yes	14.6	20.0	24.3	22.0	19.8	
YES!	6.2	10.5	9.9	11.1	9.2	
N of Valid	2401	2358	1933	1462	8154	
N of Miss	125	125	119	123	492	

Table 112: At times I think I am no good at all.





Response	6	8	10	12	Total	
NO!	39.2	32.2	27.8	30.5	32.9	
no	23.8	25.5	26.5	26.0	25.3	
yes	26.0	29.0	32.3	30.3	29.1	
YES!	11.0	13.3	13.4	13.2	12.6	
N of Valid	2414	2365	1934	1462	8175	
N of Miss	112	118	118	123	471	

Table 113: All in all, I am inclined to think that I am a failure.





Response	6	8	10	12	Total	
NO!	56.7	46.9	38.8	39.4	46.5	
no	24.2	30.1	33.8	33.9	29.9	
yes	13.0	14.9	19.2	17.7	15.9	
YES!	6.2	8.1	8.2	9.0	7.7	
N of Valid	2397	2351	1936	1456	8140	
N of Miss	129	132	116	129	506	

Table 114: In the past year, have you felt depressed or sad MOST days, even if you felt okay sometimes?





Response	6	8	10	12	Total	
NO!	36.4	33.5	28.8	31.1	32.8	
no	21.8	22.8	25.0	26.1	23.6	
yes	26.5	25.7	27.7	25.2	26.3	
YES!	15.3	18.0	18.5	17.6	17.2	
N of Valid	2423	2363	1942	1464	8192	
N of Miss	103	120	110	121	454	

Table 115: It is all right to beat up people if they start the fight.





Response	6	8	10	12	Total	
NO!	51.8	31.1	26.1	27.6	35.4	
no	21.4	22.8	24.2	23.9	22.9	
yes	15.6	25.9	27.1	25.0	23.0	
YES!	11.3	20.2	22.6	23.5	18.7	
N of Valid	2430	2360	1933	1462	8185	
N of Miss	96	123	119	123	461	

Table 116: I think it is okay to take something without asking if you can get away with it.





Response	6	8	10	12	Total	
NO!	84.7	66.9	61.2	61.8	69.9	
no	13.5	29.2	34.1	32.5	26.3	
yes	1.1	3.0	3.7	4.3	2.8	
YES!	0.7	0.9	1.0	1.4	0.9	
N of Valid	2429	2369	1937	1458	8193	
N of Miss	97	114	115	127	453	

Table 117: Where do you get the most information about living a drug and alcohol free life? Parents/guardians





Response	6	8	10	12	Total	
All the time	57.1	56.0	51.8	46.8	53.7	
Most	18.3	20.1	22.6	23.5	20.8	
Some	12.5	12.6	15.5	17.2	14.1	
Very little	12.1	11.3	10.2	12.5	11.5	
N of Valid	2349	2345	1928	1458	8080	
N of Miss	177	138	124	127	566	

Table 118: Where do you get the most information about living a drug and alcohol free life? Friends





Response	6	8	10	12	Total	
All the time	24.3	16.0	14.5	14.4	17.8	
Most	15.0	16.8	17.2	15.2	16.1	
Some	22.6	28.6	28.9	28.8	27.0	
Very little	38.1	38.6	39.3	41.6	39.2	
N of Valid	2294	2310	1906	1452	7962	
N of Miss	232	173	146	133	684	

Table 119: Where do you get the most information about living a drug and alcohol free life? Family members





Response	6	8	10	12	Total	
All the time	51.5	45.4	40.3	32.8	43.7	
Most	20.0	22.4	23.5	25.0	22.4	
Some	14.7	17.2	20.1	22.6	18.2	
Very little	13.8	15.0	16.1	19.5	15.7	
N of Valid	2297	2331	1906	1450	7984	
N of Miss	229	152	146	135	662	

Table 120: Where do you get the most information about living a drug and alcohol free life? School





Response	6	8	10	12	Total	
All the time	65.5	59.7	50.4	43.8	56.3	
Most	16.9	20.4	24.4	24.3	21.0	
Some	8.0	11.1	16.5	19.4	13.0	
Very little	9.6	8.9	8.8	12.5	9.7	
N of Valid	2331	2334	1920	1452	8037	
N of Miss	195	149	132	133	609	

Table 121: Where do you get the most information about living a drug and alcohol free life? Internet





Response	6	8	10	12	Total	
All the time	21.3	20.4	17.1	14.7	18.8	
Most	14.8	14.4	14.6	12.6	14.2	
Some	22.9	26.0	30.6	31.2	27.2	
Very little	41.0	39.2	37.7	41.4	39.8	
N of Valid	2277	2304	1903	1448	7932	
N of Miss	249	179	149	137	714	

Table 122: Where do you get the most information about living a drug and alcohol free life? TV





Response	6	8	10	12	Total	
All the time	26.6	22.7	18.4	16.0	21.6	
Most	15.8	17.0	15.8	14.3	15.9	
Some	25.9	28.2	31.9	31.9	29.1	
Very little	31.8	32.1	33.8	37.8	33.5	
N of Valid	2300	2312	1912	1450	7974	
N of Miss	226	171	140	135	672	

Table 123: Where do you get the most information about living a drug and alcohol free life? Social media

Response	6	8	10	12	Total	
All the time	18.7	17.1	15.4	14.3	16.7	
Most	12.3	12.5	12.8	10.6	12.2	
Some	20.1	24.8	28.2	29.1	25.1	
Very little	48.9	45.5	43.6	46.0	46.1	
N of Valid	2251	2287	1898	1449	7885	
N of Miss	275	196	154	136	761	

Table 124: How much do you think people risk harming themselves (physically or in other ways) if they: smoked one or more packs of cigarettes per day?

Response	6	8	10	12	Total	
No risk	14.0	9.2	7.9	7.2	10.0	
Slight risk	7.7	8.2	8.1	8.6	8.1	
Moderate risk	18.6	19.2	19.7	21.3	19.5	
Great risk	59.7	63.4	64.2	62.9	62.4	
N of Valid	2397	2335	1930	1442	8104	
N of Miss	129	148	122	143	542	

Table 125: How much do you think people risk harming themselves (physically or in other ways) if they: try marijuana once or twice?

Response	6	8	10	12	Total	
No risk	16.3	20.9	32.4	40.6	25.8	
Slight risk	21.3	29.1	30.3	27.2	26.7	
Moderate risk	25.0	20.8	17.4	14.2	20.1	
Great risk	37.4	29.2	20.0	18.0	27.4	
N of Valid	2376	2321	1919	1440	8056	
N of Miss	150	162	133	145	590	

Table 126: How much do you think people risk harming themselves (physically or in other ways) if they: smoke marijuana once or twice a week?

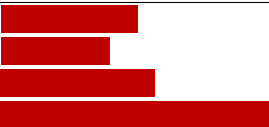
Response	6	8	10	12	Total	
No risk	15.0	16.5	22.7	30.3	20.0	
Slight risk	9.0	13.9	19.4	22.6	15.3	
Moderate risk	21.0	23.6	25.4	21.1	22.8	
Great risk	55.0	46.0	32.5	26.0	41.8	
N of Valid	2340	2307	1904	1428	7979	
N of Miss	186	176	148	157	667	

Table 127: How much do you think people risk harming themselves (physically or in other ways) if they: take one or two drinks of an alcoholic beverage (beer, wine, liquor) nearly every day?


Response	6	8	10	12	Total	
No risk	15.2	12.6	13.5	15.3	14.0	
Slight risk	15.4	19.4	22.0	24.8	19.8	
Moderate risk	23.7	28.2	28.7	28.2	27.0	
Great risk	45.8	39.9	35.8	31.6	39.2	
N of Valid	2371	2332	1925	1442	8070	
N of Miss	155	151	127	143	576	

Table 128: How much do you think people risk harming themselves (physically or in other ways) if they: have five or more drinks of an alcoholic beverage once or twice a weekend?


Response	6	8	10	12	Total	
No risk	14.2	10.3	10.2	11.1	11.6	
Slight risk	9.9	11.5	13.2	18.8	12.7	
Moderate risk	20.3	24.8	29.2	28.4	25.2	
Great risk	55.6	53.4	47.3	41.7	50.5	
N of Valid	2382	2319	1926	1438	8065	
N of Miss	144	164	126	147	581	

Table 129: How much do you think people risk harming themselves (physically or in other ways) if they: use prescription drugs that are not prescribed to them?


Response	6	8	10	12	Total	
No risk	13.7	8.8	8.7	6.4	9.8	
Slight risk	5.8	6.5	8.3	10.4	7.4	
Moderate risk	14.9	19.4	19.4	21.2	18.4	
Great risk	65.6	65.3	63.7	62.0	64.4	
N of Valid	2379	2329	1927	1442	8077	
N of Miss	147	154	125	143	569	

Table 130: How much do you think people risk harming themselves (physically or in other ways) if they: use non-prescription drugs to get high?


Response	6	8	10	12	Total	
No risk	13.9	8.6	8.3	6.4	9.7	
Slight risk	3.6	4.9	5.5	8.1	5.2	
Moderate risk	12.8	17.8	19.3	18.8	16.9	
Great risk	69.7	68.7	66.9	66.6	68.2	
N of Valid	2378	2332	1927	1439	8076	
N of Miss	148	151	125	146	570	

Table 131: How much do you think people risk harming themselves (physically or in other ways) if they: use e-cigarettes, e-cigars, or e-hookahs?


Response	6	8	10	12	Total	
No risk	17.3	18.2	25.4	27.8	21.4	
Slight risk	14.6	24.8	29.6	33.7	24.5	
Moderate risk	21.7	21.5	19.7	16.9	20.3	
Great risk	46.4	35.5	25.4	21.6	33.8	
N of Valid	2372	2330	1924	1439	8065	
N of Miss	154	153	128	146	581	

Table 132: Have you ever used smokeless tobacco (chew, snuff, plug, dipping tobacco, or chewing tobacco)?


Response	6	8	10	12	Total	
Never	95.7	89.6	84.3	79.1	88.3	
Once or Twice	3.4	6.2	8.0	10.8	6.6	
Once in a while but not regularly	0.5	2.0	2.8	3.8	2.0	
Regularly in the past	0.3	1.1	2.3	2.4	1.4	
Regularly now	0.0	1.1	2.7	3.9	1.7	
N of Valid	2406	2334	1924	1438	8102	
N of Miss	120	149	128	147	544	

Table 133: How often have you used smokeless tobacco during the past 30 days?


Response	6	8	10	12	Total	
Not at all	99.0	96.4	93.5	91.1	95.5	
Once or twice	0.8	2.1	2.7	3.5	2.1	
Once or twice per week	0.0	0.5	0.8	0.9	0.5	
Three to five times per week	0.0	0.3	0.4	0.5	0.3	
About once a day	0.1	0.1	1.0	1.0	0.5	
More than once a day	0.1	0.6	1.7	3.1	1.2	
N of Valid	2390	2332	1920	1436	8078	
N of Miss	136	151	132	149	568	

Table 134: Have you ever smoked cigarettes?


Response	6	8	10	12	Total	
Never	94.4	84.4	75.8	63.9	81.7	
Once or Twice	4.4	10.4	13.1	14.7	10.0	
Once in a while but not regularly	0.6	2.6	4.8	11.1	4.1	
Regularly in the past	0.5	1.4	3.3	4.0	2.0	
Regularly now	0.1	1.2	3.0	6.4	2.2	
N of Valid	2404	2333	1918	1440	8095	
N of Miss	122	150	134	145	551	

Table 135: How frequently have you smoked cigarettes during the past 30 days?

Response	6	8	10	12	Total	
Not at all	99.4	96.0	91.9	83.6	93.9	
Less than one cigarette per day	0.4	2.3	4.3	8.1	3.2	
One to five cigarettes per day	0.0	1.2	2.4	4.7	1.8	
About one-half pack per day	0.0	0.2	0.7	2.2	0.6	
About one pack per day	0.0	0.1	0.3	0.9	0.3	
About one and one-half packs per day	0.0	0.1	0.0	0.3	0.1	
Two packs or more per day	0.1	0.1	0.3	0.2	0.2	
N of Valid	2403	2333	1913	1437	8086	
N of Miss	123	150	139	148	560	

Table 136: Which statement best describes rules about smoking inside your home or your family cars?

Response	6	8	10	12	Total	
Smoking is not allowed anywhere inside your home or cars	64.2	61.6	63.5	65.0	63.4	
Smoking is allowed in some places and at some times or in some cars	10.8	11.2	11.3	12.7	11.4	
Smoking is allowed anywhere inside the home or cars	3.4	4.3	5.0	5.9	4.5	
There are no rules about smoking inside the home or cars	3.8	5.7	6.0	6.6	5.4	
I don't know	17.9	17.2	14.2	9.7	15.3	
N of Valid	2375	2323	1911	1436	8045	
N of Miss	151	160	141	149	601	

Table 137: Have you ever used e-cigarettes, e-cigars, or e-hookahs (vaping)?

Response	6	8	10	12	Total	
Never	94.6	83.0	68.6	59.2	78.8	
Once or Twice	3.8	9.2	13.6	14.8	9.6	
Once in a while but not regularly	0.8	4.1	9.6	11.5	5.7	
Regularly in the past	0.6	2.0	3.8	6.9	2.9	
Regularly now	0.2	1.7	4.4	7.7	3.0	
N of Valid	2365	2316	1903	1428	8012	
N of Miss	161	167	149	157	634	

Table 138: How frequently have you used e-cigarettes, e-cigars, or e-hookahs (vaping)?








Response	6	8	10	12	Total	
Not at all	98.3	92.1	83.6	74.5	88.8	
Less than 10 puffs per day	1.1	5.5	9.5	12.6	6.4	
10 to 50 puffs per day	0.3	1.3	4.1	7.5	2.8	
About one-half cartomiser per day	0.0	0.4	1.1	2.2	0.8	
About one cartomiser per day	0.1	0.3	0.6	1.5	0.5	
About one and one-half cartomisers per day	0.1	0.1	0.6	0.8	0.4	
Two cartomisers or more per day	0.0	0.3	0.5	0.9	0.4	
N of Valid	2353	2292	1896	1425	7966	
N of Miss	173	191	156	160	680	

Table 139: During this school year, were you taught in any of your classes about the dangers of tobacco use?






Response	6	8	10	12	Total	
Never	21.6	25.3	34.2	45.5	29.9	
Rarely	13.0	18.1	20.8	20.4	17.6	
Sometimes	22.3	24.6	24.4	19.5	23.0	
Often	21.9	19.0	13.6	8.8	16.8	
Almost always	21.2	13.0	7.0	5.8	12.7	
N of Valid	2362	2299	1898	1424	7983	
N of Miss	164	184	154	161	663	

Table 140: During the past 12 months, have you participated in any community activities to discourage people your age from using cigarettes, chewing tobacco, snuff, dip or cigars, e-cigarettes, e-cigars, or e-hookahs?






Response	6	8	10	12	Total	
Never	57.7	60.0	63.1	70.0	61.8	
Rarely	12.9	15.5	14.6	13.0	14.1	
Sometimes	13.5	11.6	11.4	10.3	11.9	
Often	8.6	6.8	6.4	3.9	6.7	
Almost always	7.3	6.0	4.5	2.9	5.5	
N of Valid	2329	2285	1896	1421	7931	
N of Miss	197	198	156	164	715	

Table 141: Think back over the last two weeks. How many times have you had five or more alcoholic drinks in a row?


Response	6	8	10	12	Total	
None	98.3	94.6	89.5	81.6	92.2	
Once	1.1	2.2	5.0	7.7	3.5	
Twice	0.4	1.5	2.7	4.6	2.0	
3-5 times	0.1	0.9	1.7	3.4	1.3	
6-9 times	0.0	0.3	0.2	0.9	0.3	
10 or more times	0.1	0.5	0.8	1.7	0.7	
N of Valid	2357	2294	1885	1422	7958	
N of Miss	169	189	167	163	688	

Table 142: During the past 30 days, how many times did you ride in a car or other vehicle driven by someone who had been drinking alcohol or using drugs to get high?


Response	6	8	10	12	Total	
0 times	90.4	88.4	87.6	83.9	88.0	
1 time	4.8	5.5	5.8	6.7	5.6	
2 or 3 times	2.4	3.1	3.9	4.4	3.3	
4 or 5 times	0.4	0.7	0.9	2.0	0.9	
6 or more times	2.0	2.3	1.9	3.0	2.2	
N of Valid	2340	2292	1888	1419	7939	
N of Miss	186	191	164	166	707	

Table 143: During the past 30 days, how many times did you drive a car or other vehicle when you had been drinking alcohol or using drugs to get high?


Response	6	8	10	12	Total	
I did not drive a car in the past 30 days	49.9	54.9	38.1	21.3	43.3	
0 times	49.2	43.2	59.0	69.8	53.5	
1 time	0.3	0.7	1.5	3.8	1.3	
2 or 3 times	0.2	0.6	0.8	2.4	0.8	
4 or 5 times	0.0	0.2	0.1	1.0	0.3	
6 or more times	0.4	0.4	0.5	1.7	0.7	
N of Valid	2261	2256	1869	1418	7804	
N of Miss	265	227	183	167	842	

Table 144: If you drank alcohol (not just a sip or taste) in the past year, where did you usually drink it?











Response	6	8	10	12	Total	
I did not drink alcohol in the past year	95.2	85.6	71.9	55.5	79.8	
At my home	2.3	6.0	9.6	11.2	6.7	
At someone else's home	1.3	6.3	14.2	27.1	10.4	
At an open area like a park, beach, field, back road, woods, or a street corner	0.6	0.9	2.0	3.1	1.5	
At a sporting event or concert	0.1	0.2	0.4	0.5	0.3	
At a restaurant, bar, or a nightclub	0.3	0.2	0.3	0.6	0.3	
At an empty building or a construction site	0.2	0.2	0.3	0.3	0.2	
At a hotel/motel	0.0	0.1	0.4	0.7	0.3	
An a car	0.0	0.2	0.8	0.6	0.3	
At school	0.0	0.2	0.2	0.4	0.2	
N of Valid	2304	2256	1858	1395	7813	
N of Miss	222	227	194	190	833	

Table 145: How do you feel about someone your age having one or two drinks of an alcoholic beverage nearly every day?





Response	6	8	10	12	Total	
Neither approve nor disapprove	17.1	24.3	30.4	37.6	26.1	
Somewhat disapprove	5.6	12.6	18.4	22.0	13.7	
Strongly disapprove	63.2	49.6	40.5	32.4	48.3	
Don't know or can't say	14.1	13.5	10.8	7.9	12.0	
N of Valid	2304	2278	1893	1422	7897	
N of Miss	222	205	159	163	749	

Table 146: On how many occasions have you had alcoholic beverages (beer, wine or hard liquor) to drink in your lifetime - more than just a few sips?






Response	6	8	10	12	Total	
0	91.7	79.9	63.7	49.5	74.1	
1-2	5.9	9.7	14.1	14.2	10.4	
3-5	1.2	5.3	8.8	9.7	5.7	
6-9	0.6	1.5	4.0	5.6	2.5	
10+	0.7	3.7	9.5	21.0	7.2	
N of Valid	2357	2303	1900	1417	7977	
N of Miss	169	180	152	168	669	

Table 147: On how many occasions have you drunk one of more drinks of an alcoholic beverage during the past 30 days?






Response	6	8	10	12	Total	
0	99.0	93.5	86.4	76.0	90.3	
1-2	0.8	4.6	9.2	13.9	6.2	
3-5	0.3	1.1	2.1	4.7	1.7	
6-9	0.0	0.4	1.1	2.3	0.8	
10+	0.0	0.4	1.2	3.1	1.0	
N of Valid	2346	2293	1893	1415	7947	
N of Miss	180	190	159	170	699	

Table 148: On how many occasions have you used marijuana (grass, pot) or hashish (hash, hash oil) in your lifetime?






Response	6	8	10	12	Total	
0	99.2	92.2	84.1	72.2	88.8	
1-2	0.6	3.0	6.0	6.2	3.6	
3-5	0.1	1.8	3.2	4.6	2.1	
6-9	0.0	0.7	1.2	3.6	1.1	
10+	0.0	2.3	5.5	13.3	4.4	
N of Valid	2336	2295	1890	1410	7931	
N of Miss	190	188	162	175	715	

Table 149: On how many occasions have you used marijuana (grass, pot) or hashish (hash, hash oil) during the past 30 days?






Response	6	8	10	12	Total	
0	99.7	96.4	94.1	87.6	95.3	
1-2	0.3	1.5	2.9	4.6	2.0	
3-5	0.0	0.6	1.1	2.1	0.8	
6-9	0.0	0.5	0.4	0.8	0.4	
10+	0.0	1.0	1.5	5.0	1.6	
N of Valid	2335	2292	1890	1414	7931	
N of Miss	191	191	162	171	715	

Table 150: On how many occasions have you used LSD or other psychedelics in your lifetime?






Response	6	8	10	12	Total	
0	100.0	99.2	98.9	96.7	98.9	
1-2	0.0	0.4	0.8	1.4	0.6	
3-5	0.0	0.2	0.2	0.9	0.3	
6-9	0.0	0.1	0.1	0.4	0.1	
10+	0.0	0.1	0.1	0.6	0.2	
N of Valid	2326	2295	1890	1411	7922	
N of Miss	200	188	162	174	724	

Table 151: On how many occasions have you used LSD or other psychedelics during the past 30 days?






Response	6	8	10	12	Total	
0	100.0	99.6	99.6	98.8	99.6	
1-2	0.0	0.2	0.3	0.8	0.3	
3-5	0.0	0.0	0.0	0.1	0.0	
6-9	0.0	0.0	0.1	0.0	0.0	
10+	0.0	0.1	0.1	0.4	0.1	
N of Valid	2321	2288	1885	1415	7909	
N of Miss	205	195	167	170	737	

Table 152: On how many occasions have you used cocaine or crack in your lifetime?






Response	6	8	10	12	Total	
0	99.7	99.4	99.0	97.4	99.0	
1-2	0.3	0.5	0.6	1.3	0.6	
3-5	0.0	0.0	0.2	0.7	0.2	
6-9	0.0	0.0	0.1	0.0	0.0	
10+	0.0	0.0	0.2	0.6	0.2	
N of Valid	2329	2292	1886	1411	7918	
N of Miss	197	191	166	174	728	

Table 153: On how many occasions have you used cocaine or crack during the past 30 days?


Response	6	8	10	12	Total	
0	100.0	99.8	99.8	99.4	99.8	
1-2	0.0	0.1	0.1	0.3	0.1	
3-5	0.0	0.0	0.1	0.1	0.0	
6-9	0.0	0.0	0.0	0.0	0.0	
10+	0.0	0.0	0.1	0.2	0.1	
N of Valid	2333	2286	1880	1409	7908	
N of Miss	193	197	172	176	738	

Table 154: On how many occasions have you sniffed glue, breathed the contents of an aerosol spray can, or inhaled other gases or sprays, in order to get high in your lifetime?


Response	6	8	10	12	Total	
0	96.5	93.6	95.7	96.5	95.5	
1-2	2.5	4.0	2.7	2.2	2.9	
3-5	0.4	1.3	0.7	0.6	0.8	
6-9	0.2	0.5	0.3	0.4	0.3	
10+	0.4	0.5	0.6	0.4	0.5	
N of Valid	2337	2290	1888	1409	7924	
N of Miss	189	193	164	176	722	

Table 155: On how many occasions have you sniffed glue, breathed the contents of an aerosol spray can, or inhaled other gases or sprays, in order to get high during the past 30 days?


Response	6	8	10	12	Total	
0	98.2	97.8	98.9	99.5	98.5	
1-2	1.4	1.5	0.8	0.4	1.1	
3-5	0.2	0.3	0.1	0.0	0.2	
6-9	0.1	0.1	0.1	0.1	0.1	
10+	0.2	0.2	0.2	0.0	0.1	
N of Valid	2334	2294	1887	1405	7920	
N of Miss	192	189	165	180	726	

Table 156: On how many occasions have you used Pegaramide (peg, Peggy, etc.) in your lifetime?


Response	6	8	10	12	Total	
0	100.0	100.0	100.0	100.0	100.0	
1-2	0.0	0.0	0.0	0.0	0.0	
3-5	0.0	0.0	0.0	0.0	0.0	
6-9	0.0	0.0	0.0	0.0	0.0	
10+	0.0	0.0	0.0	0.0	0.0	
N of Valid	2312	2287	1882	1408	7889	
N of Miss	214	196	170	177	757	

Table 157: On how many occasions have you used Pegaramide (peg, Peggy, etc.) during the past 30 days?


Response	6	8	10	12	Total	
0	100.0	100.0	100.0	100.0	100.0	
1-2	0.0	0.0	0.0	0.0	0.0	
3-5	0.0	0.0	0.0	0.0	0.0	
6-9	0.0	0.0	0.0	0.0	0.0	
10+	0.0	0.0	0.0	0.0	0.0	
N of Valid	2311	2290	1883	1404	7888	
N of Miss	215	193	169	181	758	

Table 158: On how many occasions have you used synthetic marijuana (K2, spice) in your lifetime?






Response	6	8	10	12	Total	
0	99.8	98.3	98.1	96.7	98.4	
1-2	0.1	0.8	1.2	2.0	0.9	
3-5	0.0	0.5	0.4	0.7	0.4	
6-9	0.0	0.2	0.1	0.1	0.1	
10+	0.1	0.2	0.3	0.6	0.3	
N of Valid	2320	2287	1887	1407	7901	
N of Miss	206	196	165	178	745	

Table 159: On how many occasions have you used synthetic marijuana (K2, spice) during the past 30 days?





Response	6	8	10	12	Total	
0	100.0	99.3	99.6	99.2	99.5	
1-2	0.0	0.4	0.3	0.6	0.3	
3-5	0.0	0.2	0.1	0.1	0.1	
6-9	0.0	0.0	0.0	0.0	0.0	
10+	0.0	0.1	0.1	0.1	0.1	
N of Valid	2314	2284	1879	1400	7877	
N of Miss	212	199	173	185	769	

Table 160: On how many occasions have you used methamphetamines (meth, speed, crank, crystal meth) in your lifetime?






Response	6	8	10	12	Total	
0	99.9	99.5	99.4	98.8	99.5	
1-2	0.1	0.3	0.3	0.6	0.3	
3-5	0.0	0.2	0.2	0.2	0.1	
6-9	0.0	0.0	0.1	0.0	0.0	
10+	0.0	0.0	0.1	0.4	0.1	
N of Valid	2322	2288	1883	1405	7898	
N of Miss	204	195	169	180	748	

Table 161: On how many occasions have you used methamphetamines (meth, speed, crank, crystal meth) in the past 30 days?





Response	6	8	10	12	Total	
0	100.0	99.8	99.9	99.5	99.8	
1-2	0.0	0.1	0.1	0.2	0.1	
3-5	0.0	0.0	0.0	0.1	0.0	
6-9	0.0	0.0	0.0	0.0	0.0	
10+	0.0	0.0	0.1	0.2	0.1	
N of Valid	2317	2277	1885	1404	7883	
N of Miss	209	206	167	181	763	

Table 162: On how many occasions have you used other chemical products (bath salts, plant food, etc.) in your lifetime?






Response	6	8	10	12	Total	
0	97.1	98.3	99.5	99.5	98.5	
1-2	1.6	1.4	0.4	0.3	1.0	
3-5	0.4	0.2	0.0	0.2	0.2	
6-9	0.2	0.0	0.0	0.0	0.1	
10+	0.7	0.1	0.1	0.0	0.3	
N of Valid	2315	2285	1886	1403	7889	
N of Miss	211	198	166	182	757	

Table 163: On how many occasions have you used other chemical products (bath salts, plant food, etc.) during the past 30 days?






Response	6	8	10	12	Total	
0	98.8	99.2	99.6	99.8	99.3	
1-2	0.8	0.6	0.3	0.2	0.5	
3-5	0.1	0.1	0.0	0.0	0.1	
6-9	0.0	0.0	0.0	0.0	0.0	
10+	0.2	0.1	0.1	0.0	0.1	
N of Valid	2300	2288	1884	1404	7876	
N of Miss	226	195	168	181	770	

Table 164: On how many occasions have you used heroin or other opiates in your lifetime?






Response	6	8	10	12	Total	
0	99.9	99.8	99.4	98.9	99.6	
1-2	0.1	0.1	0.4	0.4	0.2	
3-5	0.0	0.0	0.1	0.4	0.1	
6-9	0.0	0.0	0.0	0.1	0.0	
10+	0.0	0.0	0.2	0.2	0.1	
N of Valid	2315	2286	1886	1405	7892	
N of Miss	211	197	166	180	754	

Table 165: On how many occasions have you used heroin or other opiates during the past 30 days?






Response	6	8	10	12	Total	
0	100.0	99.8	99.8	99.4	99.8	
1-2	0.0	0.1	0.1	0.2	0.1	
3-5	0.0	0.0	0.1	0.2	0.1	
6-9	0.0	0.0	0.0	0.0	0.0	
10+	0.0	0.0	0.1	0.2	0.1	
N of Valid	2297	2277	1882	1398	7854	
N of Miss	229	206	170	187	792	

Table 166: On how many occasions have you used MDMA ('X', 'E', or ecstasy) in your lifetime?






Response	6	8	10	12	Total	
0	100.0	99.8	98.9	97.9	99.3	
1-2	0.0	0.2	0.5	1.3	0.4	
3-5	0.0	0.0	0.1	0.4	0.1	
6-9	0.0	0.0	0.2	0.0	0.1	
10+	0.0	0.0	0.3	0.4	0.1	
N of Valid	2311	2278	1886	1403	7878	
N of Miss	215	205	166	182	768	

Table 167: On how many occasions have you used MDMA ('X', 'E', or ecstasy) during the past 30 days?






Response	6	8	10	12	Total	
0	100.0	99.9	99.6	99.2	99.7	
1-2	0.0	0.1	0.2	0.5	0.2	
3-5	0.0	0.0	0.1	0.1	0.0	
6-9	0.0	0.0	0.0	0.0	0.0	
10+	0.0	0.0	0.1	0.2	0.1	
N of Valid	2300	2272	1880	1404	7856	
N of Miss	226	211	172	181	790	

Table 168: On how many occasions have you taken prescription drugs (such as Valium, Xanax, Ritalin, Adderall, OxyContin, Tramadol, or sleeping pills) not prescribed to you in your lifetime?






Response	6	8	10	12	Total	
0	96.6	93.4	90.3	86.6	92.4	
1-2	1.7	3.2	4.6	5.0	3.4	
3-5	0.7	1.3	1.9	2.7	1.5	
6-9	0.2	0.5	0.8	1.7	0.7	
10+	0.8	1.6	2.4	4.0	2.0	
N of Valid	2322	2279	1885	1404	7890	
N of Miss	204	204	167	181	756	

Table 169: On how many occasions have you taken prescription drugs (such as Valium, Xanax, Ritalin, Adderall, OxyContin, Tramadol, or sleeping pills) not prescribed to you during the past 30 days?






Response	6	8	10	12	Total	
0	98.5	96.8	96.2	95.1	96.8	
1-2	0.9	1.6	2.3	2.6	1.7	
3-5	0.2	1.0	0.6	1.4	0.7	
6-9	0.0	0.2	0.2	0.4	0.2	
10+	0.3	0.5	0.6	0.5	0.5	
N of Valid	2317	2280	1887	1403	7887	
N of Miss	209	203	165	182	759	

Table 170: On how many occasions have you taken non-prescription medicines such as diet pills (for example, Dietac, Dexatrim or Prolamine), stay-awake pills (for example No-Doz, Vivarin, or Wake), or cough or cold medicines (robos, DXM, etc.) to get high in your lifetime?






Response	6	8	10	12	Total	
0	98.4	97.6	96.2	95.7	97.1	
1-2	0.9	1.0	1.5	1.7	1.2	
3-5	0.3	0.7	1.2	1.0	0.7	
6-9	0.2	0.2	0.2	0.5	0.3	
10+	0.3	0.6	0.9	1.1	0.7	
N of Valid	2318	2287	1885	1403	7893	
N of Miss	208	196	167	182	753	

Table 171: On how many occasions have you taken non-prescription medicines such as diet pills (for example, Dietac, Dexatrim or Prolamine), stay-awake pills (for example No-Doz, Vivarin, or Wake), or cough or cold medicines (robos, DXM, etc.) to get high during the past 30 days?


Response	6	8	10	12	Total	
0	99.1	98.5	98.0	98.2	98.5	
1-2	0.7	0.7	1.5	1.1	1.0	
3-5	0.0	0.5	0.3	0.3	0.3	
6-9	0.0	0.1	0.0	0.1	0.1	
10+	0.1	0.1	0.2	0.4	0.2	
N of Valid	2319	2281	1881	1404	7885	
N of Miss	207	202	171	181	761	

Table 172: On how many occasions have you been drunk or very high from drinking alcoholic beverages during the past 30 days?


Response	6	8	10	12	Total	
0	99.5	96.8	92.9	85.2	94.6	
1-2	0.4	2.3	4.7	8.4	3.4	
3-5	0.0	0.3	1.3	3.2	1.0	
6-9	0.0	0.3	0.2	1.6	0.4	
10+	0.0	0.3	0.9	1.7	0.6	
N of Valid	2311	2272	1878	1396	7857	
N of Miss	215	211	174	189	789	

Table 173: On how many occasions have you drunk flavored alcoholic beverages, sometimes called 'alcopops' (like Mike's Hard Lemonade, Smirnoff Ice, Bacardi Breezers, etc.) in your lifetime?


Response	6	8	10	12	Total	
0	96.5	88.9	78.4	66.8	84.7	
1-2	2.7	5.7	8.3	9.0	6.0	
3-5	0.6	2.8	5.4	6.4	3.4	
6-9	0.0	0.8	2.5	4.8	1.7	
10+	0.1	1.7	5.4	13.1	4.2	
N of Valid	2319	2287	1883	1399	7888	
N of Miss	207	196	169	186	758	

Table 174: On how many occasions have you drunk flavored alcoholic beverages, sometimes called 'alcopops' (like Mike's Hard Lemonade, Smirnoff Ice, Bacardi Breezers, etc.) during the past 30 days?






Response	6	8	10	12	Total	
0	99.4	96.5	91.4	85.7	94.2	
1-2	0.5	2.3	5.4	8.2	3.6	
3-5	0.1	0.8	2.0	2.7	1.2	
6-9	0.0	0.3	0.4	1.5	0.4	
10+	0.0	0.2	0.7	1.9	0.6	
N of Valid	2309	2283	1882	1403	7877	
N of Miss	217	200	170	182	769	

Table 175: If you smoked cigarettes (not just a puff or drag) in the past year, how did you usually get them?













Response	6	8	10	12	Total	
I did not smoke cigarettes in the past year	97.1	92.0	85.3	75.5	89.0	
I bought them myself with a fake ID	0.0	0.2	0.1	0.1	0.1	
I bought them myself without a fake ID	0.0	0.1	0.5	5.2	1.1	
I got them from someone I know age 18 or older	0.4	1.6	5.8	11.1	4.0	
I got them from someone I know under age 18	0.3	1.2	1.6	1.9	1.1	
I got them from my brother or sister	0.0	0.5	0.6	0.4	0.4	
I got them from home with my parents' permission	0.0	0.3	0.4	0.7	0.3	
I got them from home without my parents' permission	0.3	1.6	1.5	0.7	1.0	
I got them from another relative	0.3	0.5	0.3	0.4	0.4	
A stranger bought them for me	0.1	0.0	0.4	0.4	0.2	
I took them from a store or shop	0.0	0.0	0.0	0.1	0.1	
Other	1.4	1.9	3.4	3.4	2.4	
N of Valid	2270	2243	1839	1377	7729	
N of Miss	256	240	213	208	917	

Table 176: If you used e-cigarettes, e-cigars, or e-hookahs (not just a puff or drag) in the past year, how did you usually get them? - I did not use e-cigarettes, e-cigars, or e-hookahs in the past year



Response	6	8	10	12	Total	
No	2.9	10.3	19.2	27.7	13.4	
Yes	97.1	89.7	80.8	72.3	86.6	
N of Valid	2244	2233	1848	1376	7701	
N of Miss	0	0	0	0	0	

Table 177: If you used e-cigarettes, e-cigars, or e-hookahs (not just a puff or drag) in the past year, how did you usually get them? - I bought them in a store such as a convenience store, supermarket, discount store, or gas station



Response	6	8	10	12	Total	
No	99.9	99.7	99.3	97.7	99.3	
Yes	0.1	0.3	0.7	2.3	0.7	
N of Valid	2244	2233	1848	1376	7701	
N of Miss	0	0	0	0	0	

Table 178: If you used e-cigarettes, e-cigars, or e-hookahs (not just a puff or drag) in the past year, how did you usually get them? - I got them on the Internet



Response	6	8	10	12	Total	
No	99.8	99.6	99.2	98.0	99.3	
Yes	0.2	0.4	0.8	2.0	0.7	
N of Valid	2244	2233	1848	1376	7701	
N of Miss	0	0	0	0	0	

Table 179: If you used e-cigarettes, e-cigars, or e-hookahs (not just a puff or drag) in the past year, how did you usually get them? - I got them at a store that sells electronic cigarettes, such as a "vape shop"



Response	6	8	10	12	Total	
No	99.8	99.3	98.6	94.1	98.4	
Yes	0.2	0.7	1.4	5.9	1.6	
N of Valid	2244	2233	1848	1376	7701	
N of Miss	0	0	0	0	0	

Table 180: If you used e-cigarettes, e-cigars, or e-hookahs (not just a puff or drag) in the past year, how did you usually get them? - I got them from a family member



Response	6	8	10	12	Total	
No	98.9	97.4	97.1	97.7	97.8	
Yes	1.1	2.6	2.9	2.3	2.2	
N of Valid	2244	2233	1848	1376	7701	
N of Miss	0	0	0	0	0	

Table 181: If you used e-cigarettes, e-cigars, or e-hookahs (not just a puff or drag) in the past year, how did you usually get them? - I got them from a friend



Response	6	8	10	12	Total	
No	99.3	95.0	88.4	85.5	93.0	
Yes	0.7	5.0	11.6	14.5	7.0	
N of Valid	2244	2233	1848	1376	7701	
N of Miss	0	0	0	0	0	

Table 182: If you used e-cigarettes, e-cigars, or e-hookahs (not just a puff or drag) in the past year, how did you usually get them? - A stranger got them for me



Response	6	8	10	12	Total	
No	99.9	99.9	99.8	99.8	99.9	
Yes	0.1	0.1	0.2	0.2	0.1	
N of Valid	2244	2233	1848	1376	7701	
N of Miss	0	0	0	0	0	

Table 183: If you used e-cigarettes, e-cigars, or e-hookahs (not just a puff or drag) in the past year, how did you usually get them? - I took them from a store or shop



Response	6	8	10	12	Total	
No	100.0	99.8	100.0	100.0	99.9	
Yes	0.0	0.2	0.0	0.0	0.1	
N of Valid	2244	2233	1848	1376	7701	
N of Miss	0	0	0	0	0	

Table 184: If you used e-cigarettes, e-cigars, or e-hookahs (not just a puff or drag) in the past year, how did you usually get them? - I got them some other way



Response	6	8	10	12	Total	
No	99.1	98.0	96.9	97.6	98.0	
Yes	0.9	2.0	3.1	2.4	2.0	
N of Valid	2244	2233	1848	1376	7701	
N of Miss	0	0	0	0	0	

Table 185: If you used marijuana (grass, pot) (not just a puff or drag) in the past year, how did you usually get it? - I did not use marijuana (grass, pot) in the past year



Response	6	8	10	12	Total	
No	1.5	7.7	14.3	24.5	10.5	
Yes	98.5	92.3	85.7	75.5	89.5	
N of Valid	2239	2223	1839	1375	7676	
N of Miss	0	0	0	0	0	

Table 186: If you used marijuana (grass, pot) (not just a puff or drag) in the past year, how did you usually get it? - I bought it myself



Response	6	8	10	12	Total	
No	99.7	98.2	95.7	89.4	96.5	
Yes	0.3	1.8	4.3	10.6	3.5	
N of Valid	2239	2223	1839	1375	7676	
N of Miss	0	0	0	0	0	

Table 187: If you used marijuana (grass, pot) (not just a puff or drag) in the past year, how did you usually get it? - I got it from someone at school



Response	6	8	10	12	Total	
No	99.9	99.1	98.3	96.8	98.7	
Yes	0.1	0.9	1.7	3.2	1.3	
N of Valid	2239	2223	1839	1375	7676	
N of Miss	0	0	0	0	0	

Table 188: If you used marijuana (grass, pot) (not just a puff or drag) in the past year, how did you usually get it? - I got it from someone with a medical marijuana card



Response	6	8	10	12	Total	
No	99.9	99.8	99.5	99.7	99.7	
Yes	0.1	0.2	0.5	0.3	0.3	
N of Valid	2239	2223	1839	1375	7676	
N of Miss	0	0	0	0	0	

Table 189: If you used marijuana (grass, pot) (not just a puff or drag) in the past year, how did you usually get it? - I got it from my brother or sister



Response	6	8	10	12	Total	
No	99.9	99.1	98.7	98.5	99.1	
Yes	0.1	0.9	1.3	1.5	0.9	
N of Valid	2239	2223	1839	1375	7676	
N of Miss	0	0	0	0	0	

Table 190: If you used marijuana (grass, pot) (not just a puff or drag) in the past year, how did you usually get it? - I got it from another relative



Response	6	8	10	12	Total	
No	99.9	98.7	98.3	98.9	99.0	
Yes	0.1	1.3	1.7	1.1	1.0	
N of Valid	2239	2223	1839	1375	7676	
N of Miss	0	0	0	0	0	

Table 191: If you used marijuana (grass, pot) (not just a puff or drag) in the past year, how did you usually get it? - Other



Response	6	8	10	12	Total	
No	98.9	95.9	94.2	90.3	95.4	
Yes	1.1	4.1	5.8	9.7	4.6	
N of Valid	2239	2223	1839	1375	7676	
N of Miss	0	0	0	0	0	

Table 192: If you drank alcohol (not just a sip or taste) in the past year, how did you usually get it?













Response	6	8	10	12	Total	
I did not drink alcohol in the past year	95.5	85.8	72.8	58.2	80.7	
I bought it myself with a fake ID	0.0	0.2	0.2	0.6	0.2	
I bought it myself without a fake ID	0.1	0.0	0.1	0.4	0.1	
I got it from someone I know age 21 or older	0.6	2.8	8.2	19.2	6.3	
I got it from someone I know under age 21	0.4	1.3	4.0	6.2	2.5	
I got it from my brother or sister	0.2	0.7	0.9	2.0	0.8	
I got it from home with my parents' permission	1.2	2.4	4.2	4.5	2.9	
I got it from home without my parents' permission	0.3	2.4	2.9	1.2	1.7	
I got it from another relative	0.4	1.2	1.5	2.1	1.2	
A stranger bought it for me	0.1	0.1	0.3	0.7	0.3	
I took it from a store or shop	0.0	0.1	0.0	0.1	0.0	
Other	1.2	3.0	4.9	5.0	3.3	
N of Valid	2253	2228	1840	1362	7683	
N of Miss	273	255	212	223	963	

Table 193: If you used prescription drugs or over the counter drugs without a doctor telling you to use it or for the purpose of getting high, where did you get these drugs? - Did not use



Response	6	8	10	12	Total	
No	1.2	3.2	5.6	7.9	4.0	
Yes	98.8	96.8	94.4	92.1	96.0	
N of Valid	2250	2227	1841	1368	7686	
N of Miss	0	0	0	0	0	

Table 194: If you used prescription drugs or over the counter drugs without a doctor telling you to use it or for the purpose of getting high, where did you get these drugs? -
Bought or took from store or shop



Response	6	8	10	12	Total	
No	100.0	99.6	99.4	99.1	99.6	
Yes	0.0	0.4	0.6	0.9	0.4	
N of Valid	2250	2227	1841	1368	7686	
N of Miss	0	0	0	0	0	

Table 195: If you used prescription drugs or over the counter drugs without a doctor telling you to use it or for the purpose of getting high, where did you get these drugs? -
Got from parents with permission



Response	6	8	10	12	Total	
No	99.6	99.0	98.9	98.8	99.1	
Yes	0.4	1.0	1.1	1.2	0.9	
N of Valid	2250	2227	1841	1368	7686	
N of Miss	0	0	0	0	0	

Table 196: If you used prescription drugs or over the counter drugs without a doctor telling you to use it or for the purpose of getting high, where did you get these drugs? -
Got from home without permission



Response	6	8	10	12	Total	
No	99.8	99.4	98.8	98.9	99.3	
Yes	0.2	0.6	1.2	1.1	0.7	
N of Valid	2250	2227	1841	1368	7686	
N of Miss	0	0	0	0	0	

Table 197: If you used prescription drugs or over the counter drugs without a doctor telling you to use it or for the purpose of getting high, where did you get these drugs? -
Got from relative with permission



Response	6	8	10	12	Total	
No	99.8	99.8	99.4	99.3	99.6	
Yes	0.2	0.2	0.6	0.7	0.4	
N of Valid	2250	2227	1841	1368	7686	
N of Miss	0	0	0	0	0	

Table 198: If you used prescription drugs or over the counter drugs without a doctor telling you to use it or for the purpose of getting high, where did you get these drugs? -
Got from relative without permission



Response	6	8	10	12	Total	
No	99.9	99.7	99.7	99.8	99.8	
Yes	0.1	0.3	0.3	0.2	0.2	
N of Valid	2250	2227	1841	1368	7686	
N of Miss	0	0	0	0	0	

Table 199: If you used prescription drugs or over the counter drugs without a doctor telling you to use it or for the purpose of getting high, where did you get these drugs? -
Got from friend's home with permission



Response	6	8	10	12	Total	
No	99.9	99.6	99.3	99.0	99.5	
Yes	0.1	0.4	0.7	1.0	0.5	
N of Valid	2250	2227	1841	1368	7686	
N of Miss	0	0	0	0	0	

Table 200: If you used prescription drugs or over the counter drugs without a doctor telling you to use it or for the purpose of getting high, where did you get these drugs? -
Got from friend's home without permission



Response	6	8	10	12	Total	
No	100.0	99.9	99.9	99.9	99.9	
Yes	0.0	0.1	0.1	0.1	0.1	
N of Valid	2250	2227	1841	1368	7686	
N of Miss	0	0	0	0	0	

Table 201: If you used prescription drugs or over the counter drugs without a doctor telling you to use it or for the purpose of getting high, where did you get these drugs? -
Got from friend at school



Response	6	8	10	12	Total	
No	100.0	99.7	99.1	99.4	99.6	
Yes	0.0	0.3	0.9	0.6	0.4	
N of Valid	2250	2227	1841	1368	7686	
N of Miss	0	0	0	0	0	

Table 202: If you used prescription drugs or over the counter drugs without a doctor telling you to use it or for the purpose of getting high, where did you get these drugs? -
Got from friend at party



Response	6	8	10	12	Total	
No	100.0	99.7	99.3	99.1	99.6	
Yes	0.0	0.3	0.7	0.9	0.4	
N of Valid	2250	2227	1841	1368	7686	
N of Miss	0	0	0	0	0	

Table 203: If you used prescription drugs or over the counter drugs without a doctor telling you to use it or for the purpose of getting high, where did you get these drugs? -
Got from friend, elsewhere



Response	6	8	10	12	Total	
No	99.9	99.4	98.6	97.2	99.0	
Yes	0.1	0.6	1.4	2.8	1.0	
N of Valid	2250	2227	1841	1368	7686	
N of Miss	0	0	0	0	0	

Table 204: If you used prescription drugs or over the counter drugs without a doctor telling you to use it or for the purpose of getting high, where did you get these drugs? -
Got from internet sale



Response	6	8	10	12	Total	
No	99.7	99.7	99.9	99.8	99.8	
Yes	0.3	0.3	0.1	0.2	0.2	
N of Valid	2250	2227	1841	1368	7686	
N of Miss	0	0	0	0	0	

Table 205: During the last month, about how many marijuana cigarettes, or the equivalent, did you smoke a day, on the average?


Response	6	8	10	12	Total	
None	99.2	95.5	93.4	87.6	94.7	
Less than 1 a day	0.5	1.9	3.5	5.8	2.6	
1 a day	0.1	0.6	0.9	1.6	0.7	
2-3 a day	0.1	0.9	0.9	2.1	0.9	
4-6 a day	0.1	0.6	0.7	1.3	0.6	
7-10 a day	0.0	0.1	0.2	0.6	0.2	
11 or more a day	0.0	0.4	0.4	0.9	0.4	
N of Valid	2265	2233	1841	1360	7699	
N of Miss	261	250	211	225	947	

Table 206: How wrong do your friends feel it would be for YOU to: have one or two drinks of an alcoholic beverage nearly every day?


Response	6	8	10	12	Total	
Very wrong	84.2	65.8	49.9	41.9	63.2	
Wrong	10.8	19.6	24.7	24.4	19.1	
A little bit wrong	2.9	9.4	15.0	18.5	10.4	
Not at all wrong	2.2	5.3	10.4	15.2	7.3	
N of Valid	2275	2240	1838	1363	7716	
N of Miss	251	243	214	222	930	

Table 207: How wrong do your friends feel it would be for YOU to: smoke tobacco?


Response	6	8	10	12	Total	
Very wrong	88.5	71.9	58.2	45.9	68.9	
Wrong	7.5	16.5	20.8	21.0	15.7	
A little bit wrong	2.5	7.3	11.5	15.7	8.4	
Not at all wrong	1.5	4.3	9.5	17.4	7.0	
N of Valid	2250	2229	1840	1361	7680	
N of Miss	276	254	212	224	966	

Table 208: How wrong do your friends feel it would be for YOU to: smoke marijuana?





Response	6	8	10	12	Total	
Very wrong	92.1	72.3	55.1	45.7	69.3	
Wrong	4.6	13.8	17.5	17.3	12.6	
A little bit wrong	1.7	6.9	12.9	16.0	8.4	
Not at all wrong	1.7	7.1	14.5	21.0	9.7	
N of Valid	2237	2232	1836	1359	7664	
N of Miss	289	251	216	226	982	

Table 209: How wrong do your friends feel it would be for YOU to: use prescription drugs not prescribed to you?





Response	6	8	10	12	Total	
Very wrong	90.2	78.6	70.6	68.3	78.3	
Wrong	6.2	13.5	17.6	17.2	13.0	
A little bit wrong	1.6	5.2	6.6	7.8	4.9	
Not at all wrong	1.9	2.7	5.2	6.8	3.8	
N of Valid	2246	2224	1836	1361	7667	
N of Miss	280	259	216	224	979	

Table 210: How wrong would most adults (over 21) in your neighborhood think it is for kids your age: to use marijuana?





Response	6	8	10	12	Total	
Very wrong	92.2	81.2	69.0	62.9	78.3	
Wrong	4.7	11.5	18.2	18.5	12.3	
A little bit wrong	1.6	4.5	7.9	11.8	5.8	
Not at all wrong	1.6	2.8	4.9	6.8	3.6	
N of Valid	2258	2244	1834	1362	7698	
N of Miss	268	239	218	223	948	

Table 211: How wrong would most adults (over 21) in your neighborhood think it is for kids your age: to drink alcohol?


Response	6	8	10	12	Total	
Very wrong	86.7	74.9	61.4	52.9	71.2	
Wrong	8.1	15.0	22.0	22.5	16.0	
A little bit wrong	3.2	6.7	11.6	16.9	8.6	
Not at all wrong	1.9	3.4	5.1	7.7	4.1	
N of Valid	2241	2236	1835	1358	7670	
N of Miss	285	247	217	227	976	

Table 212: How wrong would most adults (over 21) in your neighborhood think it is for kids your age: to smoke cigarettes?


Response	6	8	10	12	Total	
Very wrong	87.3	77.7	66.1	56.6	74.0	
Wrong	7.3	13.5	19.8	20.8	14.5	
A little bit wrong	3.6	5.7	9.2	13.8	7.4	
Not at all wrong	1.8	3.1	4.9	8.9	4.2	
N of Valid	2237	2234	1831	1354	7656	
N of Miss	289	249	221	231	990	

Table 213: How much do each of the following statements describe your neighborhood? crime and/or drug selling


Response	6	8	10	12	Total	
NO!	80.5	73.8	64.4	65.9	72.1	
no	11.7	16.2	23.3	20.9	17.4	
yes	5.5	7.3	9.6	10.0	7.8	
YES!	2.2	2.7	2.7	3.2	2.7	
N of Valid	2245	2221	1830	1356	7652	
N of Miss	281	262	222	229	994	

Table 214: How much do each of the following statements describe your neighborhood? fights


Response	6	8	10	12	Total	
NO!	70.9	67.1	64.0	67.8	67.6	
no	14.9	18.6	24.7	23.2	19.8	
yes	10.4	11.2	8.7	6.7	9.6	
YES!	3.8	3.1	2.6	2.4	3.1	
N of Valid	2233	2220	1823	1349	7625	
N of Miss	293	263	229	236	1021	

Table 215: How much do each of the following statements describe your neighborhood? lots of empty or abandoned buildings


Response	6	8	10	12	Total	
NO!	74.7	70.9	64.1	67.3	69.7	
no	16.9	20.2	25.4	24.2	21.2	
yes	6.0	6.9	8.6	6.0	6.9	
YES!	2.4	2.0	1.9	2.6	2.2	
N of Valid	2233	2219	1829	1354	7635	
N of Miss	293	264	223	231	1011	

Table 216: How much do each of the following statements describe your neighborhood? lots of graffiti


Response	6	8	10	12	Total	
NO!	83.4	79.2	72.5	73.9	77.9	
no	12.6	17.9	24.1	22.6	18.7	
yes	2.4	1.9	2.4	2.0	2.2	
YES!	1.5	1.0	1.0	1.5	1.2	
N of Valid	2212	2206	1812	1350	7580	
N of Miss	314	277	240	235	1066	

Table 217: I feel safe in my neighborhood.


Response	6	8	10	12	Total	
NO!	5.9	4.6	5.0	5.2	5.2	
no	6.9	8.9	7.6	6.3	7.5	
yes	30.5	33.4	38.3	39.1	34.7	
YES!	56.8	53.1	49.0	49.5	52.6	
N of Valid	2243	2229	1823	1357	7652	
N of Miss	283	254	229	228	994	

Table 218: If a kid smoked marijuana in your neighborhood would he or she be caught by the police?


Response	6	8	10	12	Total	
NO!	12.7	14.7	18.3	22.5	16.4	
no	15.2	31.2	43.4	44.6	31.8	
yes	30.9	31.6	25.8	21.1	28.1	
YES!	41.3	22.4	12.5	11.8	23.7	
N of Valid	2242	2238	1832	1365	7677	
N of Miss	284	245	220	220	969	

Table 219: If a kid drank some beer, wine or hard liquor (for example, vodka, whiskey, or gin) in your neighborhood would he or she be caught by the police?

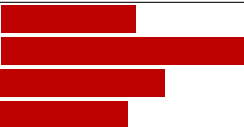
Response	6	8	10	12	Total	
NO!	14.2	17.7	22.5	27.9	19.6	
no	21.3	38.5	48.6	47.5	37.5	
yes	31.5	26.8	19.4	16.0	24.5	
YES!	33.0	17.1	9.6	8.6	18.4	
N of Valid	2234	2230	1832	1362	7658	
N of Miss	292	253	220	223	988	

Table 220: If a kid carried a handgun in your neighborhood would he or she be caught by the police?

Response	6	8	10	12	Total	
NO!	12.3	14.4	16.9	20.7	15.5	
no	14.7	24.7	32.9	32.4	25.1	
yes	26.5	30.4	29.2	28.1	28.6	
YES!	46.4	30.5	21.0	18.7	30.8	
N of Valid	2224	2231	1826	1361	7642	
N of Miss	302	252	226	224	1004	

Table 221: If you wanted to get some cigarettes, how easy would it be for you to get some?

Response	6	8	10	12	Total	
Very hard	80.4	58.6	38.3	23.9	53.8	
Sort of hard	7.7	15.1	16.7	9.7	12.4	
Sort of easy	6.3	14.5	22.1	17.3	14.5	
Very easy	5.7	11.8	22.9	49.2	19.3	
N of Valid	2193	2228	1819	1354	7594	
N of Miss	333	255	233	231	1052	

Table 222: If you wanted to get some beer, wine or hard liquor (for example, vodka, whiskey, or gin), how easy would it be for you to get some?

Response	6	8	10	12	Total	
Very hard	79.2	54.0	34.6	24.9	51.4	
Sort of hard	9.5	16.1	16.5	14.1	13.9	
Sort of easy	6.6	16.0	23.1	24.9	16.6	
Very easy	4.8	13.9	25.7	36.1	18.1	
N of Valid	2179	2222	1815	1351	7567	
N of Miss	347	261	237	234	1079	

Table 223: If you wanted to get a drug like cocaine, LSD, or amphetamines, how easy would it be for you to get some?





Response	6	8	10	12	Total	
Very hard	93.5	85.5	71.3	61.1	80.0	
Sort of hard	3.3	8.5	16.2	18.9	10.7	
Sort of easy	1.2	3.5	5.8	9.5	4.5	
Very easy	1.9	2.5	6.7	10.4	4.8	
N of Valid	2181	2219	1818	1351	7569	
N of Miss	345	264	234	234	1077	

Table 224: If you wanted to get a handgun, how easy would it be for you to get one?





Response	6	8	10	12	Total	
Very hard	78.3	64.7	56.1	51.2	64.1	
Sort of hard	11.2	13.8	14.5	16.9	13.8	
Sort of easy	5.7	10.3	14.4	13.6	10.5	
Very easy	4.9	11.2	15.0	18.3	11.6	
N of Valid	2176	2218	1817	1347	7558	
N of Miss	350	265	235	238	1088	

Table 225: If you wanted to get some marijuana, how easy would it be for you to get some?





Response	6	8	10	12	Total	
Very hard	92.2	73.1	49.9	36.3	66.4	
Sort of hard	3.4	9.3	13.5	12.2	9.1	
Sort of easy	1.9	8.1	14.2	15.1	9.0	
Very easy	2.4	9.5	22.4	36.5	15.4	
N of Valid	2166	2211	1814	1348	7539	
N of Miss	360	272	238	237	1107	

Table 226: If you wanted to get prescription drugs for the purpose of getting high, how easy would it be for you to get some?





Response	6	8	10	12	Total	
Very hard	83.9	66.5	53.2	42.7	64.0	
Sort of hard	6.3	12.4	14.9	17.8	12.2	
Sort of easy	4.6	9.8	14.4	15.8	10.5	
Very easy	5.2	11.4	17.5	23.7	13.3	
N of Valid	2169	2212	1816	1345	7542	
N of Miss	357	271	236	240	1104	

Table 227: If you wanted to get synthetic marijuana such as K2 or chemical products such as bath salts to get high, how easy would it be for you to get some?





Response	6	8	10	12	Total	
Very hard	93.4	83.6	70.1	61.7	79.2	
Sort of hard	3.0	8.8	14.3	17.9	10.1	
Sort of easy	1.6	4.0	7.3	9.3	5.0	
Very easy	2.0	3.7	8.4	11.1	5.7	
N of Valid	2172	2213	1817	1349	7551	
N of Miss	354	270	235	236	1095	

Table 228: If you wanted to get steroids to use or to enhance athletic performance, how easy would it be for you to get some?





Response	6	8	10	12	Total	
Very hard	91.3	82.0	70.8	63.6	78.7	
Sort of hard	4.8	9.9	15.0	18.1	11.1	
Sort of easy	2.0	4.2	7.1	7.9	4.9	
Very easy	1.8	3.9	7.1	10.4	5.2	
N of Valid	2167	2208	1813	1346	7534	
N of Miss	359	275	239	239	1112	

Table 229: If you wanted to get e-cigarettes, e-cigars, or e-hookahs, how easy would it be for you to get some?





Response	6	8	10	12	Total	
Very hard	86.1	69.1	47.4	35.1	62.7	
Sort of hard	5.7	9.7	12.1	8.2	8.9	
Sort of easy	3.9	9.4	14.5	14.4	9.9	
Very easy	4.2	11.8	25.9	42.3	18.5	
N of Valid	2165	2215	1811	1344	7535	
N of Miss	361	268	241	241	1111	

Table 230: During the past 12 months, have you participated in any alcohol prevention programs or seen any alcohol prevention messages in your school or community? Yes, a school-based program focused on preventing underage drinking and/or drinking and driving.



Response	6	8	10	12	Total	
No	58.9	68.0	73.1	78.2	68.5	
Yes	41.1	32.0	26.9	21.8	31.5	
N of Valid	2131	2199	1805	1342	7477	
N of Miss	0	0	0	0	0	

Table 231: During the past 12 months, have you participated in any alcohol prevention programs or seen any alcohol prevention messages in your school or community? Yes, a community-based program focused on preventing underage drinking and/or drinking and driving (for example, through your church or temple or through youth groups like Boys and Girls Club or 4-H).



Response	6	8	10	12	Total	
No	88.3	89.8	91.7	94.9	90.7	
Yes	11.7	10.2	8.3	5.1	9.3	
N of Valid	2131	2199	1805	1342	7477	
N of Miss	0	0	0	0	0	

Table 232: During the past 12 months, have you participated in any alcohol prevention programs or seen any alcohol prevention messages in your school or community? Yes, a media campaign addressing underage drinking and/or drinking and driving (for example, newspaper ads, posters, pamphlets, radio, TV).



Response	6	8	10	12	Total	
No	89.6	89.1	90.8	93.5	90.5	
Yes	10.4	10.9	9.2	6.5	9.5	
N of Valid	2131	2199	1805	1342	7477	
N of Miss	0	0	0	0	0	

Table 233: During the past 12 months, have you participated in any alcohol prevention programs or seen any alcohol prevention messages in your school or community? No



Response	6	8	10	12	Total	
No	47.1	41.2	35.2	28.7	39.2	
Yes	52.9	58.8	64.8	71.3	60.8	
N of Valid	2131	2199	1805	1342	7477	
N of Miss	0	0	0	0	0	

Table 234: How wrong do your parents feel it would be for YOU to: have one or two drinks of an alcoholic beverage nearly every day?





Response	6	8	10	12	Total	
Very wrong	91.0	87.0	81.2	73.5	84.4	
Wrong	5.8	8.4	12.0	15.0	9.7	
A little bit wrong	2.3	3.4	4.7	8.4	4.3	
Not at all wrong	0.9	1.1	2.1	3.1	1.6	
N of Valid	2193	2216	1818	1333	7560	
N of Miss	333	267	234	252	1086	

Table 235: How wrong do your parents feel it would be for YOU to: smoke tobacco?





Response	6	8	10	12	Total	
Very wrong	94.1	91.6	84.2	75.6	87.7	
Wrong	3.8	6.2	9.6	13.6	7.6	
A little bit wrong	1.0	1.4	4.2	7.1	2.9	
Not at all wrong	1.1	0.9	2.0	3.8	1.7	
N of Valid	2183	2211	1812	1331	7537	
N of Miss	343	272	240	254	1109	

Table 236: How wrong do your parents feel it would be for YOU to: smoke marijuana?





Response	6	8	10	12	Total	
Very wrong	96.4	91.5	83.6	76.6	88.4	
Wrong	2.2	4.4	8.2	11.5	6.0	
A little bit wrong	0.6	2.6	5.3	6.8	3.4	
Not at all wrong	0.8	1.5	2.8	5.1	2.3	
N of Valid	2163	2188	1807	1331	7489	
N of Miss	363	295	245	254	1157	

Table 237: How wrong do your parents feel it would be for YOU to: use prescription drugs not prescribed to you?





Response	6	8	10	12	Total	
Very wrong	94.0	91.8	88.8	86.0	90.7	
Wrong	3.9	5.4	7.1	9.4	6.1	
A little bit wrong	1.4	1.8	2.3	2.6	1.9	
Not at all wrong	0.7	1.0	1.9	2.0	1.3	
N of Valid	2172	2208	1805	1331	7516	
N of Miss	354	275	247	254	1130	

Table 238: How wrong do your parents feel it would be for YOU to: steal something?





Response	6	8	10	12	Total	
Very wrong	91.6	88.2	87.4	87.5	88.9	
Wrong	6.4	9.3	9.8	10.0	8.7	
A little bit wrong	1.4	1.8	1.9	1.3	1.6	
Not at all wrong	0.6	0.7	0.9	1.2	0.8	
N of Valid	2157	2200	1805	1332	7494	
N of Miss	369	283	247	253	1152	

Table 239: How wrong do your parents feel it would be for YOU to: draw graffiti, write things, or draw pictures on buildings or other property (without the owner's permission)?

Response	6	8	10	12	Total	
Very wrong	90.7	87.5	84.5	84.3	87.1	
Wrong	5.8	8.7	10.4	10.6	8.6	
A little bit wrong	2.1	2.8	3.4	3.4	2.8	
Not at all wrong	1.4	1.0	1.8	1.7	1.5	
N of Valid	2170	2203	1809	1334	7516	
N of Miss	356	280	243	251	1130	

Table 240: How wrong do your parents feel it would be for YOU to: pick a fight with someone?

Response	6	8	10	12	Total	
Very wrong	75.2	67.4	66.8	67.3	69.5	
Wrong	16.2	20.0	20.5	20.6	19.1	
A little bit wrong	6.8	9.7	10.0	8.4	8.7	
Not at all wrong	1.8	2.9	2.6	3.8	2.6	
N of Valid	2163	2207	1806	1332	7508	
N of Miss	363	276	246	253	1138	

Table 241: During the past 12 months, have you talked with at least one of your parents about the dangers of underage drinking and/or drinking and driving? By parents, we mean either your biological parents, adoptive parents, stepparents, or adult guardians - whether or not they live with you.

Response	6	8	10	12	Total	
No	47.7	52.1	51.6	57.6	51.7	
Yes	52.3	47.9	48.4	42.4	48.3	
N of Valid	2130	2163	1773	1314	7380	
N of Miss	396	320	279	271	1266	

Table 242: The rules in my family are clear.

Response	6	8	10	12	Total	
NO!	4.5	3.7	4.0	5.6	4.3	
no	5.0	5.7	6.0	5.9	5.6	
yes	25.0	33.3	37.2	38.4	32.8	
YES!	65.6	57.3	52.9	50.1	57.3	
N of Valid	2154	2200	1814	1334	7502	
N of Miss	372	283	238	251	1144	

Table 243: People in my family have serious arguments about the same things, and often insult or yell at each other.

Response	6	8	10	12	Total	
NO!	43.9	34.1	30.0	30.5	35.3	
no	31.4	36.8	39.7	39.8	36.5	
yes	16.2	19.2	20.0	20.2	18.7	
YES!	8.5	9.9	10.2	9.4	9.5	
N of Valid	2148	2199	1816	1330	7493	
N of Miss	378	284	236	255	1153	

Table 244: When I am not at home, one of my parents knows where I am and who I am with.

Response	6	8	10	12	Total	
NO!	5.6	4.2	4.6	6.6	5.1	
no	3.2	5.0	5.2	6.4	4.8	
yes	20.0	29.3	34.4	39.9	29.7	
YES!	71.2	61.5	55.8	47.1	60.3	
N of Valid	2146	2201	1813	1328	7488	
N of Miss	380	282	239	257	1158	

Table 245: My family has clear rules about alcohol and drug use.


Response	6	8	10	12	Total	
NO!	5.8	5.3	4.5	6.4	5.4	
no	4.8	6.7	7.4	9.8	6.9	
yes	14.8	23.6	30.9	36.3	25.1	
YES!	74.6	64.4	57.2	47.6	62.6	
N of Valid	2136	2192	1813	1329	7470	
N of Miss	390	291	239	256	1176	

Table 246: If you skipped school would you be caught by your parents?


Response	6	8	10	12	Total	
NO!	5.9	6.1	6.0	8.9	6.5	
no	3.7	8.2	12.9	18.9	10.0	
yes	17.8	25.8	30.6	31.9	25.7	
YES!	72.6	59.9	50.5	40.2	57.8	
N of Valid	2146	2188	1812	1330	7476	
N of Miss	380	295	240	255	1170	

Table 247: My parents ask if I've gotten my homework done.

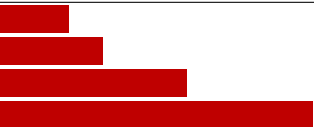
Response	6	8	10	12	Total	
NO!	5.3	7.5	9.7	14.0	8.6	
no	6.6	12.1	18.9	23.9	14.3	
yes	22.2	28.5	32.1	31.7	28.1	
YES!	65.9	51.9	39.3	30.3	49.0	
N of Valid	2143	2193	1813	1332	7481	
N of Miss	383	290	239	253	1165	

Table 248: Would your parents know if you did not come home on time?

Response	6	8	10	12	Total	
NO!	5.1	5.0	5.5	7.6	5.6	
no	4.8	8.3	9.8	12.7	8.4	
yes	20.1	26.2	31.6	36.0	27.5	
YES!	70.1	60.5	53.2	43.8	58.5	
N of Valid	2138	2192	1804	1332	7466	
N of Miss	388	291	248	253	1180	

Table 249: Do you know how to properly dispose of leftover prescription drugs?

Response	6	8	10	12	Total	
No	75.4	67.7	61.9	58.5	66.8	
Yes	24.6	32.3	38.1	41.5	33.2	
N of Valid	2057	2162	1789	1320	7328	
N of Miss	469	321	263	265	1318	

Table 250: Have any of your brothers or sisters ever: drunk beer, wine or hard liquor (for example, vodka, whiskey or gin)?

Response	6	8	10	12	Total	
No	81.2	65.2	52.8	44.3	63.1	
Yes	15.3	30.4	42.7	50.5	32.6	
I don't have any brothers or sisters	3.5	4.4	4.5	5.2	4.3	
N of Valid	2183	2227	1832	1367	7609	
N of Miss	343	256	220	218	1037	

Table 251: Have any of your brothers or sisters ever: smoked marijuana?

Response	6	8	10	12	Total	
No	92.5	81.0	70.3	63.5	78.5	
Yes	4.0	14.5	25.5	31.3	17.2	
I don't have any brothers or sisters	3.5	4.5	4.3	5.2	4.3	
N of Valid	2168	2224	1827	1363	7582	
N of Miss	358	259	225	222	1064	

Table 252: Have any of your brothers or sisters ever: smoked cigarettes?




Response	6	8	10	12	Total	
No	85.0	73.3	65.6	57.5	71.9	
Yes	11.6	22.2	30.1	37.2	23.8	
I don't have any brothers or sisters	3.4	4.4	4.3	5.3	4.3	
N of Valid	2158	2226	1820	1365	7569	
N of Miss	368	257	232	220	1077	

Table 253: Have any of your brothers or sisters ever: taken a handgun to school?




Response	6	8	10	12	Total	
No	96.0	94.4	94.5	93.3	94.7	
Yes	0.6	1.1	1.3	1.5	1.1	
I don't have any brothers or sisters	3.4	4.4	4.3	5.2	4.2	
N of Valid	2152	2212	1822	1358	7544	
N of Miss	374	271	230	227	1102	

Table 254: Have any of your brothers or sisters ever: been suspended or expelled from school?




Response	6	8	10	12	Total	
No	80.1	74.7	71.9	71.8	75.0	
Yes	16.5	21.0	23.8	22.9	20.7	
I don't have any brothers or sisters	3.5	4.3	4.3	5.3	4.3	
N of Valid	2156	2217	1822	1356	7551	
N of Miss	370	266	230	229	1095	

Table 255: Have any of your brothers or sisters ever: used e-cigarettes, e-cigars or e-hookahs (vaping)?




Response	6	8	10	12	Total	
No	87.9	76.8	67.2	62.8	75.1	
Yes	8.7	18.8	28.4	31.6	20.5	
I don't have any brothers or sisters	3.4	4.3	4.4	5.6	4.3	
N of Valid	2153	2223	1823	1359	7558	
N of Miss	373	260	229	226	1088	

Table 256: Have any of your brothers or sisters ever: used prescription drugs not prescribed to him/her?




Response	6	8	10	12	Total	
No	93.1	88.3	85.1	80.5	87.5	
Yes	3.4	7.3	10.5	14.1	8.2	
I don't have any brothers or sisters	3.5	4.4	4.3	5.4	4.3	
N of Valid	2140	2206	1821	1360	7527	
N of Miss	386	277	231	225	1119	

Table 257: Have you changed homes in the past year (the last 12 months)?



Response	6	8	10	12	Total	
No	70.0	71.9	74.5	80.5	73.5	
Yes	30.0	28.1	25.5	19.5	26.5	
N of Valid	2168	2229	1832	1366	7595	
N of Miss	358	254	220	219	1051	

Table 258: How many times have you changed homes since kindergarten?






Response	6	8	10	12	Total	
Never	33.0	29.8	29.0	30.1	30.6	
1 or 2 times	33.5	31.0	32.0	29.6	31.7	
3 or 4 times	18.7	20.3	18.7	18.7	19.2	
5 or 6 times	7.5	9.8	9.6	9.9	9.1	
7 or more times	7.2	9.0	10.7	11.8	9.4	
N of Valid	2162	2224	1825	1370	7581	
N of Miss	364	259	227	215	1065	

Table 259: Have you changed schools (including changing from elementary to middle and middle to high school) in the past year?



Response	6	8	10	12	Total	
No	65.4	60.2	62.8	81.5	66.2	
Yes	34.6	39.8	37.2	18.5	33.8	
N of Valid	2125	2212	1813	1351	7501	
N of Miss	401	271	239	234	1145	

Table 260: How many times have you changed schools since kindergarten (including changing from elementary to middle and middle to high school)?






Response	6	8	10	12	Total	
Never	36.4	26.2	28.6	31.8	30.7	
1 or 2 times	39.1	35.6	28.4	26.4	33.2	
3 or 4 times	14.6	24.3	25.7	23.5	21.8	
5 or 6 times	5.7	8.0	10.3	10.4	8.4	
7 or more times	4.2	5.9	7.0	7.9	6.0	
N of Valid	2151	2213	1830	1362	7556	
N of Miss	375	270	222	223	1090	

Table 261: Has anyone in your family ever had severe alcohol or drug problems?



Response	6	8	10	12	Total	
No	69.0	62.5	55.2	56.2	61.5	
Yes	31.0	37.5	44.8	43.8	38.5	
N of Valid	2130	2204	1807	1360	7501	
N of Miss	396	279	245	225	1145	

Table 262: About how many adults (over 21) have you known personally who in the past year have: used marijuana, crack, cocaine, or other drugs?






Response	6	8	10	12	Total	
0	78.6	68.0	58.8	51.7	65.9	
1	10.9	14.0	14.9	15.0	13.5	
2	5.5	8.0	11.4	11.3	8.7	
3-4	2.0	4.2	6.9	10.4	5.3	
5	3.0	5.8	8.0	11.6	6.6	
N of Valid	2143	2222	1832	1359	7556	
N of Miss	383	261	220	226	1090	

Table 263: About how many adults (over 21) have you known personally who in the past year have: sold or dealt drugs?






Response	6	8	10	12	Total	
0	87.6	78.9	71.3	68.0	77.6	
1	6.8	9.9	12.9	11.4	10.0	
2	2.6	4.9	7.1	8.6	5.5	
3-4	1.1	2.5	4.0	5.1	3.0	
5	1.8	3.8	4.7	6.9	4.0	
N of Valid	2124	2210	1829	1355	7518	
N of Miss	402	273	223	230	1128	

Table 264: About how many adults (over 21) have you known personally who in the past year have: done other things that could get them in trouble with the police, like stealing, selling stolen goods, mugging or assaulting others, etc.?






Response	6	8	10	12	Total	
0	82.7	75.5	70.0	69.2	75.1	
1	8.9	11.7	13.2	12.3	11.4	
2	4.6	4.9	6.8	6.5	5.5	
3-4	1.4	3.5	4.3	4.4	3.3	
5	2.4	4.4	5.7	7.7	4.7	
N of Valid	2131	2223	1829	1355	7538	
N of Miss	395	260	223	230	1108	

Table 265: About how many adults (over 21) have you known personally who in the past year have: gotten drunk or high?










Response	6	8	10	12	Total	
0	64.0	48.1	38.9	35.4	48.1	
1	17.4	20.8	17.0	14.5	17.8	
2	8.0	9.6	14.3	12.0	10.7	
3-4	3.9	7.7	10.7	11.6	8.0	
5	6.7	13.8	19.1	26.6	15.4	
N of Valid	2141	2220	1830	1355	7546	
N of Miss	385	263	222	230	1100	

Table 266: How honest were you in filling out this survey?

Response	6	8	10	12	Total	
I was very honest	87.0	82.6	82.4	77.8	83.0	
I was honest pretty much of the time	10.6	14.6	13.4	17.3	13.7	
I was honest some of the time	1.8	2.4	2.9	3.1	2.5	
I was honest once in a while	0.6	0.4	1.2	1.8	0.9	
I was not honest at all	0.0	0.0	0.0	0.0	0.0	
N of Valid	2179	2208	1829	1359	7575	
N of Miss	347	275	223	226	1071	