

2016 APNA

Arkansas Prevention Needs Assessment Survey

Region 5 Frequency Distribution Tables

Counties: Conway, Faulkner, Perry, Clark, Garland, Hot Springs, Montgomery, Pike, Johnson, Pope, Yell

Arkansas Department of Human Services
Division of Behavioral Health Services
Prevention Services

Conducted by International Survey Associates dba Pride Surveys

Contents

1 INTRODUCTION	11
2 PERCENTAGE TABLES	16

List of Frequency Distribution Tables

1 Sex	17
2 Age	17
3 Are you Hispanic or Latino?	17
4 What is your race? Black or African American	18
5 What is your race? Asian	18
6 What is your race? American Indian	18
7 What is your race? Alaska Native	18
8 What is your race? White	19
9 What is your race? Native Hawaiian or Other Pacific Islander	19
10 What is your race? Other	19
11 What is the highest level of schooling completed by your mother or father?	20
12 Think of where you live most of the time. Which of the following people live there with you? Mother	20
13 Think of where you live most of the time. Which of the following people live there with you? Stepmother	20
14 Think of where you live most of the time. Which of the following people live there with you? Foster Mother	21
15 Think of where you live most of the time. Which of the following people live there with you? Grandmother	21
16 Think of where you live most of the time. Which of the following people live there with you? Aunt	21
17 Think of where you live most of the time. Which of the following people live there with you? Father	21
18 Think of where you live most of the time. Which of the following people live there with you? Stepfather	22
19 Think of where you live most of the time. Which of the following people live there with you? Foster Father	22
20 Think of where you live most of the time. Which of the following people live there with you? Grandfather	22
21 Think of where you live most of the time. Which of the following people live there with you? Uncle	22
22 Think of where you live most of the time. Which of the following people live there with you? Other Adults	23
23 Think of where you live most of the time. Which of the following people live there with you? Brother(s)	23
24 Think of where you live most of the time. Which of the following people live there with you? Stepbrother(s)	23
25 Think of where you live most of the time. Which of the following people live there with you? Sister(s)	23
26 Think of where you live most of the time. Which of the following people live there with you? Stepsister(s)	24

27	Think of where you live most of the time. Which of the following people live there with you? Other Children	24
28	In my school, students have lots of chances to help decide things like class activities and rules.	24
29	Teachers ask me to work on special classroom projects.	24
30	My teacher(s) notices when I am doing a good job and lets me know about it.	25
31	There are lots of chances for students in my school to get involved in sports, clubs, and other school activities outside of class.	25
32	There are lots of chances for students in my school to talk with a teacher one-on-one.	25
33	I feel safe at my school.	26
34	The school lets my parents know when I have done something well.	26
35	My teachers praise me when I work hard in school.	26
36	Are your school grades better than the grades of most students in your class?	27
37	I have lots of chances to be part of class discussions or activities.	27
38	Now thinking back over the past year in school, how often did you: enjoy being in school?	27
39	Now thinking back over the past year in school, how often did you: hate being in school?	28
40	Now thinking back over the past year in school, how often did you: try to do your best work in school?	28
41	How often do you feel that the school work you are assigned is meaningful and important?	28
42	Putting them all together, what were your grades like last year?	29
43	How important do you think the things you are learning in school are going to be for your later life?	29
44	Do your parents care about your skipping or cutting school?	29
45	During the LAST FOUR WEEKS how many whole days of school have you missed because you skipped or 'cut'?	30
46	What are the chances you would be seen as cool if you: smoked cigarettes?	30
47	What are the chances you would be seen as cool if you: worked hard at school?	30
48	What are the chances you would be seen as cool if you: began drinking alcoholic beverages regularly, that is, at least once or twice a month?	31
49	What are the chances you would be seen as cool if you: defended someone who was being bullied?	31
50	What are the chances you would be seen as cool if you: smoked marijuana?	31
51	What are the chances you would be seen as cool if you: carried a handgun?	32

52	What are the chances you would be seen as cool if you: used e-cigarettes, e-cigars or e-hookahs?	32
53	What are the chances you would be seen as cool if you: bullied someone or cyber bullied someone?	32
54	Think of your four best friends (the friends you feel closest to). In the past year (12 months), how many of your best friends have: participated in clubs, organizations or activities at school?	33
55	Think of your four best friends (the friends you feel closest to). In the past year (12 months), how many of your best friends have: smoked cigarettes?	33
56	Think of your four best friends (the friends you feel closest to). In the past year (12 months), how many of your best friends have: tried beer, wine or hard liquor (for example, vodka, whiskey, or gin) when their parents didn't know about it?	33
57	Think of your four best friends (the friends you feel closest to). In the past year (12 months), how many of your best friends have: used e-cigarettes, e-cigars, or e-hookahs?	34
58	Think of your four best friends (the friends you feel closest to). In the past year (12 months), how many of your best friends have: used marijuana?	34
59	Think of your four best friends (the friends you feel closest to). In the past year (12 months), how many of your best friends have: used prescription drugs or non-prescription drugs for the purpose of getting high?	34
60	Think of your four best friends (the friends you feel closest to). In the past year (12 months), how many of your best friends have: used synthetic marijuana (K2, spice) or bath salts?	35
61	Think of your four best friends (the friends you feel closest to). In the past year (12 months), how many of your best friends have: used LSD, cocaine, amphetamines, or other illegal drugs?	35
62	Think of your four best friends (the friends you feel closest to). In the past year (12 months), how many of your best friends have: been bullied?	35
63	Think of your four best friends (the friends you feel closest to). In the past year (12 months), how many of your best friends have: been suspended from school?	36
64	Think of your four best friends (the friends you feel closest to). In the past year (12 months), how many of your best friends have: carried a handgun?	36
65	Think of your four best friends (the friends you feel closest to). In the past year (12 months), how many of your best friends have: sold illegal drugs?	36
66	Think of your four best friends (the friends you feel closest to). In the past year (12 months), how many of your best friends have: regularly attended religious services?	37

67	Think of your four best friends (the friends you feel closest to). In the past year (12 months), how many of your best friends have: stolen or tried to steal a motor vehicle such as a car or motorcycle?	37
68	Think of your four best friends (the friends you feel closest to). In the past year (12 months), how many of your best friends have: been arrested?	37
69	Think of your four best friends (the friends you feel closest to). In the past year (12 months), how many of your best friends have: dropped out of school?	38
70	Think of your four best friends (the friends you feel closest to). In the past year (12 months), how many of your best friends have: been members of a gang?	38
71	How old were you when you first: smoked marijuana?	38
72	How old were you when you first: smoked a cigarette, even just a puff?	39
73	How old were you when you first: had more than a sip or two of beer, wine or hard liquor (for example, vodka, whiskey, or gin)?	39
74	How old were you when you first: began drinking alcoholic beverages regularly, that is, at least once or twice a month?	40
75	How old were you when you first: used Daztrex?	40
76	How old were you when you first: got suspended from school?	41
77	How old were you when you first: got arrested?	41
78	How old were you when you first: carried a handgun?	42
79	How old were you when you first: used e-cigarettes, e-cigars, or e-hookahs?	42
80	How old were you when you first: belonged to a gang?	43
81	How old were you when you first: used prescription drugs not prescribed to you?	43
82	How wrong do you think it is for someone your age to: take a handgun to school?	44
83	How wrong do you think it is for someone your age to: steal anything?	44
84	How wrong do you think it is for someone your age to: pick a fight with someone?	44
85	How wrong do you think it is for someone your age to: attack someone with the idea of seriously hurting them?	45
86	How wrong do you think it is for someone your age to: stay away from school all day when their parents think they are at school?	45
87	How wrong do you think it is for someone your age to: drink beer, wine or hard liquor (for example, vodka, whiskey, or gin) regularly?	45
88	How wrong do you think it is for someone your age to: smoke cigarettes?	46
89	How wrong do you think it is for someone your age to: smoke marijuana?	46

90	How wrong do you think it is for someone your age to: use prescription drugs or non-prescription drugs for the purpose of getting high?	46
91	How wrong do you think it is for someone your age to: use synthetic marijuana (K2, spice) or bath salts?	47
92	How wrong do you think it is for someone your age to: use LSD, cocaine, amphetamines or another illegal drug?	47
93	How wrong do you think it is for someone your age to: use e-cigarettes, e-cigars or e-hookahs?	47
94	At school during the past 12 months, did you receive help from the resource teacher, speech therapist or other special education teacher?	48
95	How many times in the past year (12 months) have you: been suspended from school?	48
96	How many times in the past year (12 months) have you: carried a handgun?	48
97	How many times in the past year (12 months) have you: sold illegal drugs?	49
98	How many times in the past year (12 months) have you: stolen or tried to steal a motor vehicle such as a car or motorcycle?	49
99	How many times in the past year (12 months) have you: participated in clubs, organizations or activities at school?	50
100	How many times in the past year (12 months) have you: been arrested?	50
101	How many times in the past year (12 months) have you: attacked someone with the idea of seriously hurting them?	51
102	How many times in the past year (12 months) have you: been drunk or high at school?	51
103	How many times in the past year (12 months) have you: taken a handgun to school?	52
104	Are you currently on probation, or assigned a probation officer with Juvenile Court?	52
105	Have you ever belonged to a gang?	52
106	If you have ever belonged to a gang, did that gang have a name?	53
107	You are at a party at someone's house, and one of your friends offers you a drink containing alcohol. What would you say or do?	53
108	How often do you attend religious services or activities?	53
109	I think sometimes it's okay to cheat at school.	54
110	It is important to think before you act.	54
111	Sometimes I think that life is not worth it.	54
112	At times I think I am no good at all.	55
113	All in all, I am inclined to think that I am a failure.	55
114	In the past year, have you felt depressed or sad MOST days, even if you felt okay sometimes?	55
115	It is all right to beat up people if they start the fight.	56
116	I think it is okay to take something without asking if you can get away with it.	56

117	Where do you get the most information about living a drug and alcohol free life? Parents/guardians	56
118	Where do you get the most information about living a drug and alcohol free life? Friends	57
119	Where do you get the most information about living a drug and alcohol free life? Family members	57
120	Where do you get the most information about living a drug and alcohol free life? School	57
121	Where do you get the most information about living a drug and alcohol free life? Internet	58
122	Where do you get the most information about living a drug and alcohol free life? TV	58
123	Where do you get the most information about living a drug and alcohol free life? Social media	58
124	How much do you think people risk harming themselves (physically or in other ways) if they: smoked one or more packs of cigarettes per day?	59
125	How much do you think people risk harming themselves (physically or in other ways) if they: try marijuana once or twice?	59
126	How much do you think people risk harming themselves (physically or in other ways) if they: smoke marijuana once or twice a week?	59
127	How much do you think people risk harming themselves (physically or in other ways) if they: take one or two drinks of an alcoholic beverage (beer, wine, liquor) nearly every day?	60
128	How much do you think people risk harming themselves (physically or in other ways) if they: have five or more drinks of an alcoholic beverage once or twice a weekend?	60
129	How much do you think people risk harming themselves (physically or in other ways) if they: use prescription drugs that are not prescribed to them?	60
130	How much do you think people risk harming themselves (physically or in other ways) if they: use non-prescription drugs to get high?	61
131	How much do you think people risk harming themselves (physically or in other ways) if they: use e-cigarettes, e-cigars, or e-hookahs?	61
132	Have you ever used smokeless tobacco (chew, snuff, plug, dipping tobacco, or chewing tobacco)?	61
133	How often have you used smokeless tobacco during the past 30 days?	62
134	Have you ever smoked cigarettes?	62
135	How frequently have you smoked cigarettes during the past 30 days?	62
136	Which statement best describes rules about smoking inside your home or your family cars?	63
137	Have you ever used e-cigarettes, e-cigars, or e-hookahs?	63
138	How frequently have you used e-cigarettes, e-cigars, or e-hookahs?	64
139	During this school year, were you taught in any of your classes about the dangers of tobacco use?	64

140	During the past 12 months, have you participated in any community activities to discourage people your age from using cigarettes, chewing tobacco, snuff, dip or cigars, e-cigarettes, e-cigars, or e-hookahs?	64
141	Think back over the last two weeks. How many times have you had five or more alcoholic drinks in a row?	65
142	During the past 30 days, how many times did you ride in a car or other vehicle driven by someone who had been drinking alcohol or using drugs to get high?	65
143	During the past 30 days, how many times did you drive a car or other vehicle when you had been drinking alcohol or using drugs to get high?	65
144	If you drank alcohol (not just a sip or taste) in the past year, how did you usually get it?	66
145	If you drank alcohol (not just a sip or taste) in the past year, where did you usually drink it?	66
146	How do you feel about someone your age having one or two drinks of an alcoholic beverage nearly every day?	67
147	On how many occasions have you had alcoholic beverages (beer, wine or hard liquor) to drink in your lifetime - more than just a few sips?	67
148	On how many occasions have you drunk one or more drinks of an alcoholic beverage during the past 30 days?	67
149	On how many occasions have you used marijuana (grass, pot) or hashish (hash, hash oil) in your lifetime?	68
150	On how many occasions have you used marijuana (grass, pot) or hashish (hash, hash oil) during the past 30 days?	68
151	On how many occasions have you used LSD or other psychedelics in your lifetime?	68
152	On how many occasions have you used LSD or other psychedelics during the past 30 days?	69
153	On how many occasions have you used cocaine or crack in your lifetime?	69
154	On how many occasions have you used cocaine or crack during the past 30 days?	69
155	On how many occasions have you sniffed glue, breathed the contents of an aerosol spray can, or inhaled other gases or sprays, in order to get high in your lifetime?	70
156	On how many occasions have you sniffed glue, breathed the contents of an aerosol spray can, or inhaled other gases or sprays, in order to get high during the past 30 days?	70
157	On how many occasions have you used Daztrex in your lifetime?	71
158	On how many occasions have you used Daztrex during the past 30 days?	71
159	On how many occasions have you used synthetic marijuana (K2, spice) in your lifetime?	71

160	On how many occasions have you used synthetic marijuana (K2, spice) during the past 30 days?	72
161	On how many occasions have you used methamphetamines (meth, speed, crank, crystal meth) in your lifetime?	72
162	On how many occasions have you used methamphetamines (meth, speed, crank, crystal meth) in the past 30 days?	72
163	On how many occasions have you used other chemical products (bath salts, plant food, etc.) in your lifetime?	73
164	On how many occasions have you used other chemical products (bath salts, plant food, etc.) during the past 30 days?	73
165	On how many occasions have you used heroin or other opiates in your lifetime?	73
166	On how many occasions have you used heroin or other opiates during the past 30 days?	74
167	On how many occasions have you used MDMA ('X', 'E', or ecstasy) in your lifetime?	74
168	On how many occasions have you used MDMA ('X', 'E', or ecstasy) during the past 30 days?	74
169	On how many occasions have you taken prescription drugs (such as Valium, Xanax, Ritalin, Adderall, OxyContin, Darvocet, or sleeping pills) not prescribed to you in your lifetime?	75
170	On how many occasions have you taken prescription drugs (such as Valium, Xanax, Ritalin, Adderall, OxyContin, Darvocet, or sleeping pills) not prescribed to you during the past 30 days?	75
171	On how many occasions have you taken non-prescription medicines such as diet pills (for example, Dietac, Dexatrim or Prolamine), stay-awake pills (for example No-Doz, Vivarin, or Wake), or cough or cold medicines (robos, DXM, etc.) to get high in your lifetime?	76
172	On how many occasions have you taken non-prescription medicines such as diet pills (for example, Dietac, Dexatrim or Prolamine), stay-awake pills (for example No-Doz, Vivarin, or Wake), or cough or cold medicines (robos, DXM, etc.) to get high during the past 30 days?	76
173	On how many occasions have you been drunk or very high from drinking alcoholic beverages during the past 30 days?	77
174	On how many occasions have you drunk flavored alcoholic beverages, sometimes called 'alcopops' (like Mike's Hard Lemonade, Smirnoff Ice, Bacardi Breezers, etc.) in your lifetime?	77
175	On how many occasions have you drunk flavored alcoholic beverages, sometimes called 'alcopops' (like Mike's Hard Lemonade, Smirnoff Ice, Bacardi Breezers, etc.) during the past 30 days?	78
176	If you used prescription drugs or over the counter drugs without a doctor telling you to use it or for the purpose of getting high, where did you get these drugs? - Did not use	78

177	If you used prescription drugs or over the counter drugs without a doctor telling you to use it or for the purpose of getting high, where did you get these drugs? - Bought or took from store or shop	78
178	If you used prescription drugs or over the counter drugs without a doctor telling you to use it or for the purpose of getting high, where did you get these drugs? - Got from parents with permission	79
179	If you used prescription drugs or over the counter drugs without a doctor telling you to use it or for the purpose of getting high, where did you get these drugs? - Got from home without permission	79
180	If you used prescription drugs or over the counter drugs without a doctor telling you to use it or for the purpose of getting high, where did you get these drugs? - Got from relative with permission	79
181	If you used prescription drugs or over the counter drugs without a doctor telling you to use it or for the purpose of getting high, where did you get these drugs? - Got from relative without permission	79
182	If you used prescription drugs or over the counter drugs without a doctor telling you to use it or for the purpose of getting high, where did you get these drugs? - Got from friend's home with permission	80
183	If you used prescription drugs or over the counter drugs without a doctor telling you to use it or for the purpose of getting high, where did you get these drugs? - Got from friend's home without permission	80
184	If you used prescription drugs or over the counter drugs without a doctor telling you to use it or for the purpose of getting high, where did you get these drugs? - Got from friend at school	80
185	If you used prescription drugs or over the counter drugs without a doctor telling you to use it or for the purpose of getting high, where did you get these drugs? - Got from friend at party	80
186	If you used prescription drugs or over the counter drugs without a doctor telling you to use it or for the purpose of getting high, where did you get these drugs? - Got from friend, elsewhere	81
187	If you used prescription drugs or over the counter drugs without a doctor telling you to use it or for the purpose of getting high, where did you get these drugs? - Got from internet sale	81
188	During the last month, about how many marijuana cigarettes, or the equivalent, did you smoke a day, on the average?	81
189	How wrong do your friends feel it would be for YOU to: have one or two drinks of an alcoholic beverage nearly every day?	82
190	How wrong do your friends feel it would be for YOU to: smoke tobacco?	82
191	How wrong do your friends feel it would be for YOU to: smoke marijuana?	82
192	How wrong do your friends feel it would be for YOU to: use prescription drugs not prescribed to you?	83
193	How wrong would most adults (over 21) in your neighborhood think it is for kids your age: to use marijuana?	83

194	How wrong would most adults (over 21) in your neighborhood think it is for kids your age: to drink alcohol?	83
195	How wrong would most adults (over 21) in your neighborhood think it is for kids your age: to smoke cigarettes?	84
196	How much do each of the following statements describe your neighborhood? crime and/or drug selling	84
197	How much do each of the following statements describe your neighborhood? fights	84
198	How much do each of the following statements describe your neighborhood? lots of empty or abandoned buildings	85
199	How much do each of the following statements describe your neighborhood? lots of graffiti	85
200	I feel safe in my neighborhood.	85
201	If a kid smoked marijuana in your neighborhood would he or she be caught by the police?	86
202	If a kid drank some beer, wine or hard liquor (for example, vodka, whiskey, or gin) in your neighborhood would he or she be caught by the police?	86
203	If a kid carried a handgun in your neighborhood would he or she be caught by the police?	86
204	If you wanted to get some cigarettes, how easy would it be for you to get some?	87
205	If you wanted to get some beer, wine or hard liquor (for example, vodka, whiskey, or gin), how easy would it be for you to get some?	87
206	If you wanted to get a drug like cocaine, LSD, or amphetamines, how easy would it be for you to get some?	87
207	If you wanted to get a handgun, how easy would it be for you to get one?	88
208	If you wanted to get some marijuana, how easy would it be for you to get some?	88
209	If you wanted to get prescription drugs for the purpose of getting high, how easy would it be for you to get some?	88
210	If you wanted to get synthetic marijuana such as K2 or chemical products such as bath salts to get high, how easy would it be for you to get some?	89
211	If you wanted to get steroids to use or to enhance athletic performance, how easy would it be for you to get some?	89
212	If you wanted to get e-cigarettes, e-cigars, or e-hookahs, how easy would it be for you to get some?	89
213	During the past 12 months, have you participated in any alcohol prevention programs or seen any alcohol prevention messages in your school or community? Yes, a school-based program focused on preventing underage drinking and/or drinking and driving.	90

214	During the past 12 months, have you participated in any alcohol prevention programs or seen any alcohol prevention messages in your school or community? Yes, a community-based program focused on preventing underage drinking and/or drinking and driving (for example, through your church or temple or through youth groups like Boys and Girls Club or 4-H).	90
215	During the past 12 months, have you participated in any alcohol prevention programs or seen any alcohol prevention messages in your school or community? Yes, a media campaign addressing underage drinking and/or drinking and driving (for example, newspaper ads, posters, pamphlets, radio, TV).	90
216	During the past 12 months, have you participated in any alcohol prevention programs or seen any alcohol prevention messages in your school or community? No	90
217	How wrong do your parents feel it would be for YOU to: have one or two drinks of an alcoholic beverage nearly every day?	91
218	How wrong do your parents feel it would be for YOU to: smoke tobacco?	91
219	How wrong do your parents feel it would be for YOU to: smoke marijuana?	91
220	How wrong do your parents feel it would be for YOU to: use prescription drugs not prescribed to you?	92
221	How wrong do your parents feel it would be for YOU to: steal something worth more than \$5?	92
222	How wrong do your parents feel it would be for YOU to: draw graffiti, write things, or draw pictures on buildings or other property (without the owner's permission)?	92
223	How wrong do your parents feel it would be for YOU to: pick a fight with someone?	93
224	During the past 12 months, have you talked with at least one of your parents about the dangers of underage drinking and/or drinking and driving? By parents, we mean either your biological parents, adoptive parents, stepparents, or adult guardians - whether or not they live with you.	93
225	The rules in my family are clear.	93
226	People in my family have serious arguments about the same things, and often insult or yell at each other.	94
227	When I am not at home, one of my parents knows where I am and who I am with.	94
228	My family has clear rules about alcohol and drug use.	94
229	If you skipped school would you be caught by your parents?	95
230	My parents ask if I've gotten my homework done.	95
231	Would your parents know if you did not come home on time?	95
232	Do you know how to properly dispose of leftover prescription drugs?	96

233	Have any of your brothers or sisters ever: drunk beer, wine or hard liquor (for example, vodka, whiskey or gin)?	96
234	Have any of your brothers or sisters ever: smoked marijuana?	96
235	Have any of your brothers or sisters ever: smoked cigarettes?	96
236	Have any of your brothers or sisters ever: taken a handgun to school?	97
237	Have any of your brothers or sisters ever: been suspended or expelled from school?	97
238	Have any of your brothers or sisters ever: used e-cigarettes, e-cigars or e-hookahs?	97
239	Have any of your brothers or sisters ever: used prescription drugs not prescribed to him/her?	97
240	Have you changed homes in the past year (the last 12 months)?	98
241	How many times have you changed homes since kindergarten?	98
242	Have you changed schools (including changing from elementary to middle and middle to high school) in the past year?	98
243	How many times have you changed schools since kindergarten (including changing from elementary to middle and middle to high school)?	99
244	Has anyone in your family ever had severe alcohol or drug problems?	99
245	About how many adults (over 21) have you known personally who in the past year have: used marijuana, crack, cocaine, or other drugs?	99
246	About how many adults (over 21) have you known personally who in the past year have: sold or dealt drugs?	100
247	About how many adults (over 21) have you known personally who in the past year have: done other things that could get them in trouble with the police, like stealing, selling stolen goods, mugging or assaulting others, etc.?	100
248	About how many adults (over 21) have you known personally who in the past year have: gotten drunk or high?	100
249	Have you seen or heard information about underage drinking in the past 12 months from the following sources? Radio	101
250	Have you seen or heard information about underage drinking in the past 12 months from the following sources? TV.	101
251	Have you seen or heard information about underage drinking in the past 12 months from the following sources? Print. This includes information on underage drinking you may have seen in the newspaper, on a billboard, in pamphlets, on stickers, etc.	101
252	Have you seen or heard information about underage drinking in the past 12 months from the following sources? Website or social media? (Facebook, Myspace, website, etc.)	101
253	The next questions ask about your opinions of the information you saw or heard. If you have seen or heard more than one ad, please think about your favorite ad when answering these questions. The information about underage drinking that I saw or heard was convincing.	102

254	The next questions ask about your opinions of the information you saw or heard. If you have seen or heard more than one ad, please think about your favorite ad when answering these questions. The information about underage drinking that I saw or heard grabbed my attention.	102
255	The next questions ask about your opinions of the information you saw or heard. If you have seen or heard more than one ad, please think about your favorite ad when answering these questions. The information about underage drinking that I saw or heard said something important to me.	102
256	The next questions ask about your opinions of the information you saw or heard. If you have seen or heard more than one ad, please think about your favorite ad when answering these questions. Seeing or hearing this information about underage drinking made me want to stop or decrease my drinking.	103
257	How honest were you in filling out this survey?	103

List of Figures

1 Grade Chart 12
2 Gender Chart 13
3 Age Chart 14
4 Ethnic Origin Chart 15

1 INTRODUCTION

This report was generated from data collected on the *2016 Arkansas Prevention Needs Assessment Student Survey*. This report contains basic frequency tables of all data collected and graphs on the selected demographic variables of grade, gender, age and ethnic origin. The graph on ethnic origin is represented as a bar chart rather than as a pie chart. This is because students were allowed to mark more than one response for ethnic origin as opposed to being allowed to mark only one response. The bars represent the percent of students who marked each of the ethnic categories.

Questions regarding the information found in this report can be directed to:

International Survey Associates dba Pride Surveys

Mr. Jay Gleaton

2140 Newmarket Parkway

Suite 116

Marietta, GA 30067

Telephone: (800) 279-6361

Fax: (770) 726-9327

Website: <http://www.pridesurveys.com>

Grade Chart

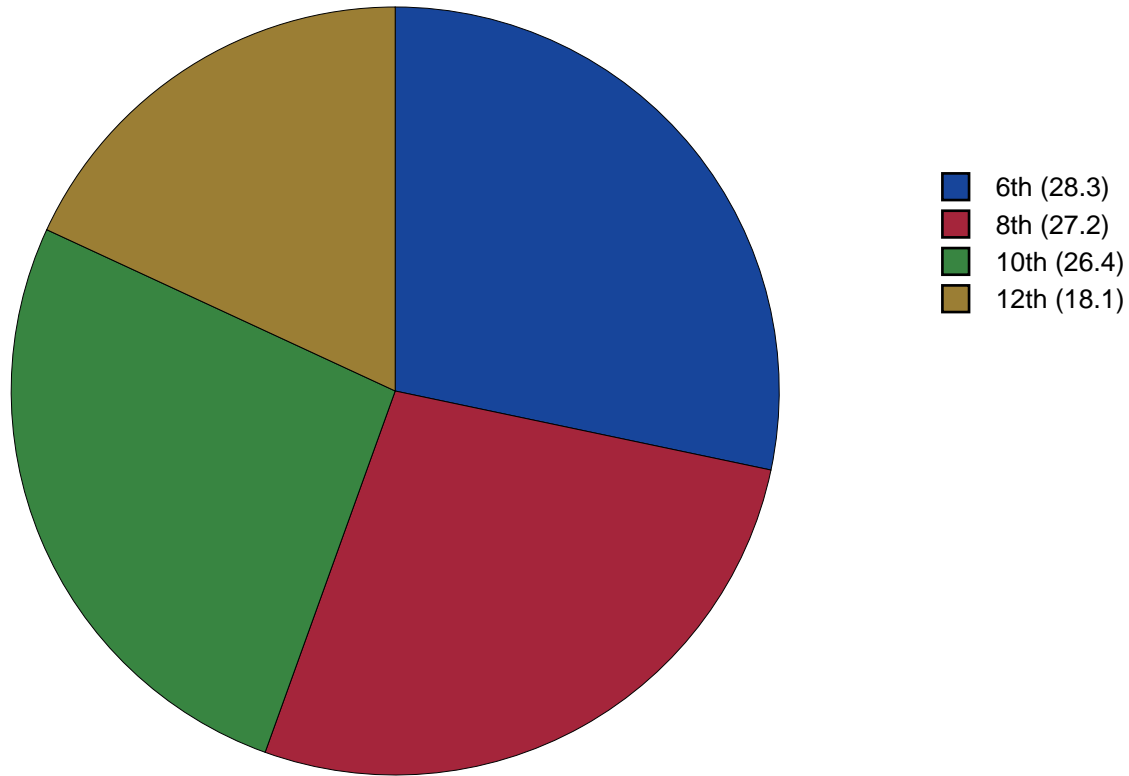


Figure 1: Grade Chart

Gender Chart

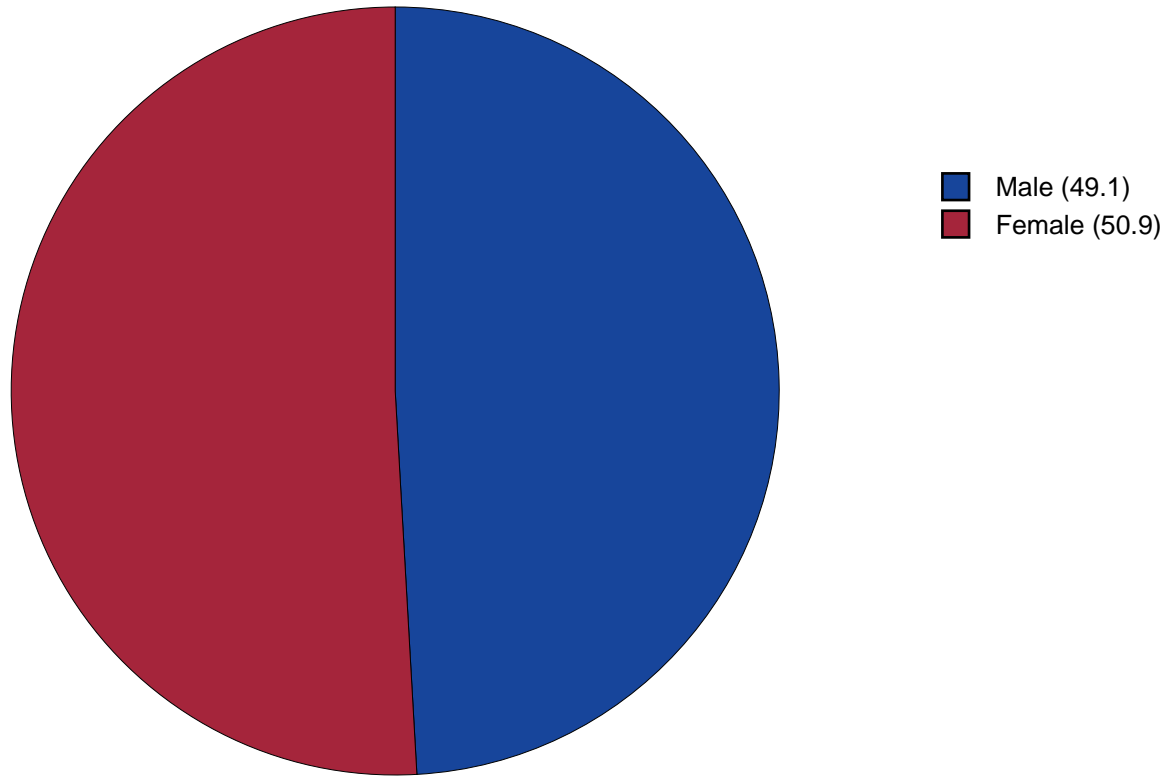


Figure 2: Gender Chart

Age Chart

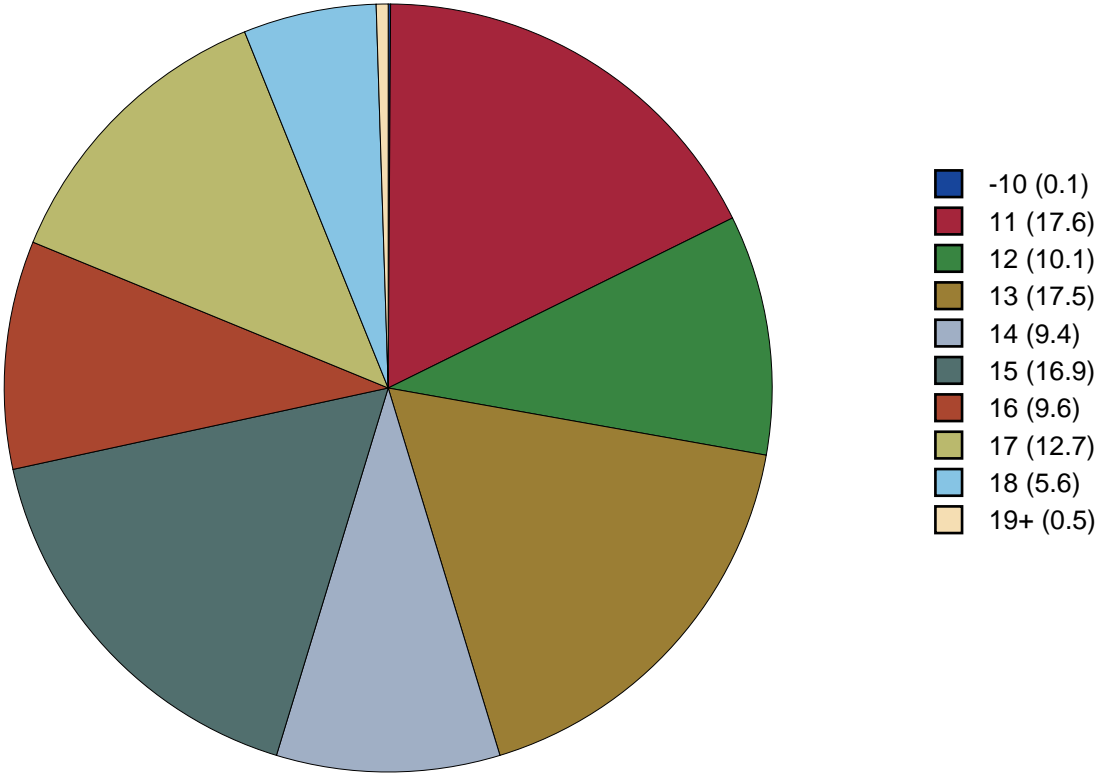


Figure 3: Age Chart

Ethnic Origin Chart

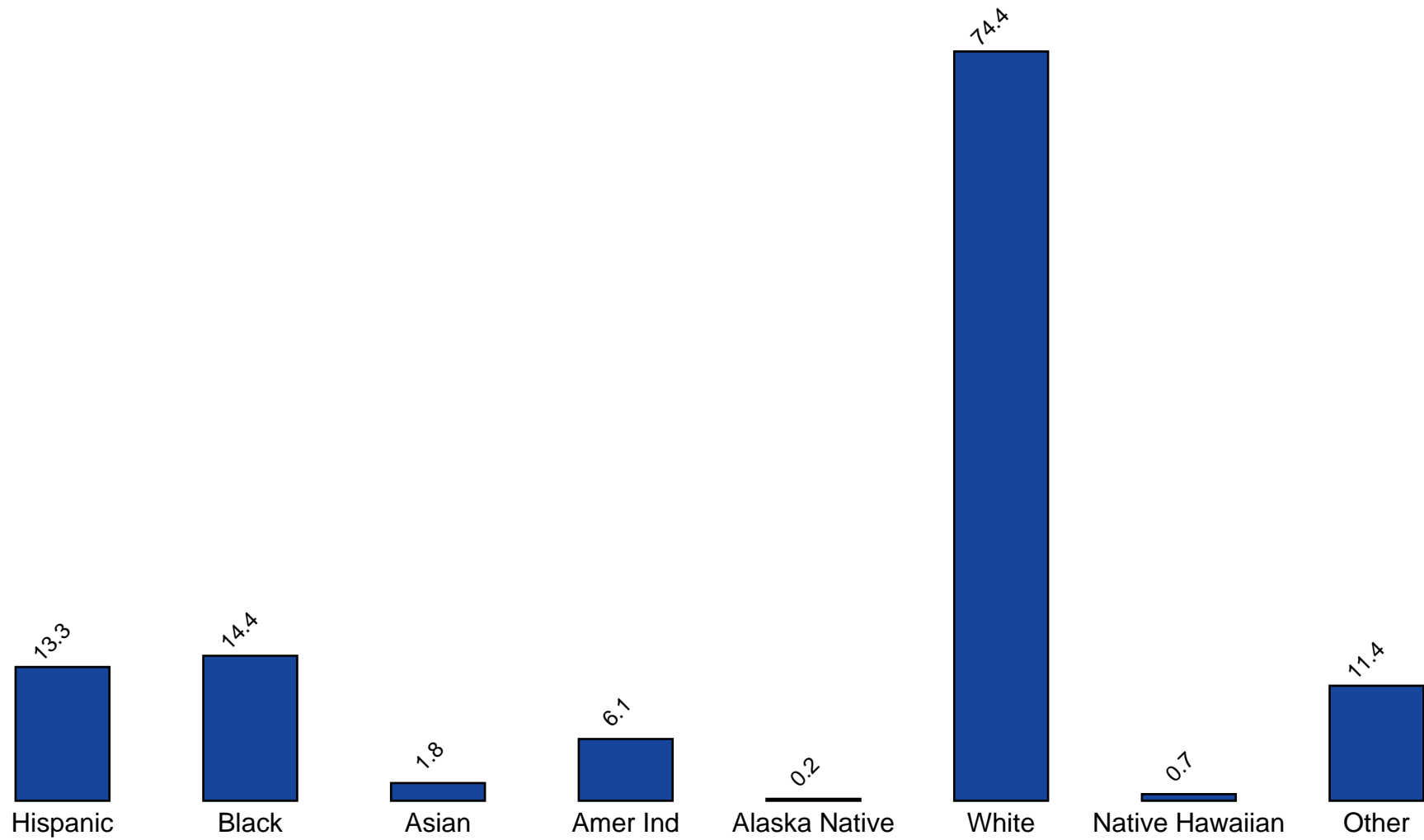


Figure 4: Ethnic Origin Chart

2 PERCENTAGE TABLES

The following tables contain frequency distribution detailing how your students responded to each question on the survey. The tables appear in the same order as the questions on the survey. The tables include breakdowns by grade level as well as overall percentages. The *N of Valid* row is a frequency count of the number of valid responses to each question for each grade and overall. The *N of Miss* row is a frequency count of the number of invalid (marked more than one response) or missing (i.e. did not respond) responses to each question for each grade and overall.

For the questions that allowed more than one response (i.e. race, live with, etc.) each response becomes a separate table. If a student did not mark the response, that was counted as a NO response, and if they did mark the response, that was counted as a YES response. Since a non response is a valid response for these questions, the *N of Miss* will always be zero for these questions.

Table 1: Sex



Response	6	8	10	12	Total	
Male	48.6	50.2	49.5	47.5	49.1	
Female	51.4	49.8	50.5	52.5	50.9	
N of Valid	3365	3230	3145	2165	11905	
N of Miss	29	41	21	9	100	

Table 2: Age











Response	6	8	10	12	Total	
10 or younger	0.2	0.0	0.0	0.0	0.1	
11	62.5	0.0	0.0	0.0	17.6	
12	35.6	0.2	0.0	0.0	10.1	
13	1.8	62.3	0.0	0.0	17.5	
14	0.0	34.4	0.2	0.0	9.4	
15	0.0	3.0	61.2	0.0	16.9	
16	0.0	0.1	35.7	0.6	9.6	
17	0.0	0.0	2.8	65.9	12.7	
18	0.0	0.0	0.1	30.9	5.6	
19 or older	0.0	0.0	0.0	2.5	0.5	
N of Valid	3380	3261	3153	2167	11961	
N of Miss	14	10	13	7	44	

Table 3: Are you Hispanic or Latino?



Response	6	8	10	12	Total	
No	86.5	85.7	86.7	88.5	86.7	
Yes	13.5	14.3	13.3	11.5	13.3	
N of Valid	3144	3163	3114	2152	11573	
N of Miss	250	108	52	22	432	

Table 4: What is your race? Black or African American

Response	6	8	10	12	Total	
No	86.0	85.3	85.5	85.6	85.6	
Yes	14.0	14.7	14.5	14.4	14.4	
N of Valid	3394	3271	3166	2174	12005	
N of Miss	0	0	0	0	0	

Table 5: What is your race? Asian

Response	6	8	10	12	Total	
No	98.7	98.0	98.1	98.1	98.2	
Yes	1.3	2.0	1.9	1.9	1.8	
N of Valid	3394	3271	3166	2174	12005	
N of Miss	0	0	0	0	0	

Table 6: What is your race? American Indian

Response	6	8	10	12	Total	
No	91.0	93.9	94.7	97.1	93.9	
Yes	9.0	6.1	5.3	2.9	6.1	
N of Valid	3394	3271	3166	2174	12005	
N of Miss	0	0	0	0	0	

Table 7: What is your race? Alaska Native

Response	6	8	10	12	Total	
No	99.9	99.8	99.7	99.9	99.8	
Yes	0.1	0.2	0.3	0.1	0.2	
N of Valid	3394	3271	3166	2174	12005	
N of Miss	0	0	0	0	0	

Table 8: What is your race? White

Response	6	8	10	12	Total	
No	28.7	27.2	23.6	21.2	25.6	
Yes	71.3	72.8	76.4	78.8	74.4	
N of Valid	3394	3271	3166	2174	12005	
N of Miss	0	0	0	0	0	

Table 9: What is your race? Native Hawaiian or Other Pacific Islander

Response	6	8	10	12	Total	
No	99.5	99.4	99.1	99.4	99.3	
Yes	0.5	0.6	0.9	0.6	0.7	
N of Valid	3394	3271	3166	2174	12005	
N of Miss	0	0	0	0	0	

Table 10: What is your race? Other

Response	6	8	10	12	Total	
No	86.1	86.6	89.9	93.6	88.6	
Yes	13.9	13.4	10.1	6.4	11.4	
N of Valid	3394	3271	3166	2174	12005	
N of Miss	0	0	0	0	0	

Table 11: What is the highest level of schooling completed by your mother or father?









Response	6	8	10	12	Total	
Completed grade school or less	3.0	2.9	2.1	2.0	2.5	
Some high school	3.2	4.8	10.0	12.1	7.1	
Completed high school	10.6	14.6	15.8	18.5	14.6	
Some college	10.8	12.4	17.2	18.0	14.3	
Completed college	24.9	28.3	28.2	28.2	27.3	
Graduate or professional school after college	13.2	14.2	13.7	12.8	13.5	
Don't know	32.4	21.3	11.3	7.1	19.0	
Does not apply	1.9	1.6	1.7	1.2	1.6	
N of Valid	3172	3173	3107	2150	11602	
N of Miss	222	98	59	24	403	

Table 12: Think of where you live most of the time. Which of the following people live there with you? Mother



Response	6	8	10	12	Total	
No	13.6	14.9	15.9	17.8	15.3	
Yes	86.4	85.1	84.1	82.2	84.7	
N of Valid	3394	3271	3166	2174	12005	
N of Miss	0	0	0	0	0	

Table 13: Think of where you live most of the time. Which of the following people live there with you? Stepmother



Response	6	8	10	12	Total	
No	94.1	93.6	93.6	94.2	93.8	
Yes	5.9	6.4	6.4	5.8	6.2	
N of Valid	3394	3271	3166	2174	12005	
N of Miss	0	0	0	0	0	

Table 14: Think of where you live most of the time. Which of the following people live there with you? Foster Mother

Response	6	8	10	12	Total	
No	99.3	99.5	99.6	99.8	99.5	
Yes	0.7	0.5	0.4	0.2	0.5	
N of Valid	3394	3271	3166	2174	12005	
N of Miss	0	0	0	0	0	

Table 15: Think of where you live most of the time. Which of the following people live there with you? Grandmother

Response	6	8	10	12	Total	
No	87.2	89.3	90.7	92.1	89.6	
Yes	12.8	10.7	9.3	7.9	10.4	
N of Valid	3394	3271	3166	2174	12005	
N of Miss	0	0	0	0	0	

Table 16: Think of where you live most of the time. Which of the following people live there with you? Aunt

Response	6	8	10	12	Total	
No	95.1	96.5	96.9	97.9	96.5	
Yes	4.9	3.5	3.1	2.1	3.5	
N of Valid	3394	3271	3166	2174	12005	
N of Miss	0	0	0	0	0	

Table 17: Think of where you live most of the time. Which of the following people live there with you? Father

Response	6	8	10	12	Total	
No	35.9	39.9	39.8	41.5	39.1	
Yes	64.1	60.1	60.2	58.5	60.9	
N of Valid	3394	3271	3166	2174	12005	
N of Miss	0	0	0	0	0	

Table 18: Think of where you live most of the time. Which of the following people live there with you? Stepfather

Response	6	8	10	12	Total	
No	86.3	84.3	84.4	85.5	85.1	
Yes	13.7	15.7	15.6	14.5	14.9	
N of Valid	3394	3271	3166	2174	12005	
N of Miss	0	0	0	0	0	

Table 19: Think of where you live most of the time. Which of the following people live there with you? Foster Father

Response	6	8	10	12	Total	
No	99.3	99.7	99.6	99.8	99.6	
Yes	0.7	0.3	0.4	0.2	0.4	
N of Valid	3394	3271	3166	2174	12005	
N of Miss	0	0	0	0	0	

Table 20: Think of where you live most of the time. Which of the following people live there with you? Grandfather

Response	6	8	10	12	Total	
No	92.4	93.3	94.5	96.2	93.9	
Yes	7.6	6.7	5.5	3.8	6.1	
N of Valid	3394	3271	3166	2174	12005	
N of Miss	0	0	0	0	0	

Table 21: Think of where you live most of the time. Which of the following people live there with you? Uncle

Response	6	8	10	12	Total	
No	95.8	96.6	97.2	98.3	96.8	
Yes	4.2	3.4	2.8	1.7	3.2	
N of Valid	3394	3271	3166	2174	12005	
N of Miss	0	0	0	0	0	

Table 22: Think of where you live most of the time. Which of the following people live there with you? Other Adults



Response	6	8	10	12	Total	
No	97.4	98.0	98.3	97.5	97.8	
Yes	2.6	2.0	1.7	2.5	2.2	
N of Valid	3394	3271	3166	2174	12005	
N of Miss	0	0	0	0	0	

Table 23: Think of where you live most of the time. Which of the following people live there with you? Brother(s)



Response	6	8	10	12	Total	
No	50.4	53.5	57.3	62.4	55.2	
Yes	49.6	46.5	42.7	37.6	44.8	
N of Valid	3394	3271	3166	2174	12005	
N of Miss	0	0	0	0	0	

Table 24: Think of where you live most of the time. Which of the following people live there with you? Stepbrother(s)



Response	6	8	10	12	Total	
No	94.9	94.8	95.6	96.6	95.3	
Yes	5.1	5.2	4.4	3.4	4.7	
N of Valid	3394	3271	3166	2174	12005	
N of Miss	0	0	0	0	0	

Table 25: Think of where you live most of the time. Which of the following people live there with you? Sister(s)



Response	6	8	10	12	Total	
No	53.5	56.0	60.4	65.5	58.2	
Yes	46.5	44.0	39.6	34.5	41.8	
N of Valid	3394	3271	3166	2174	12005	
N of Miss	0	0	0	0	0	

Table 26: Think of where you live most of the time. Which of the following people live there with you? Stepsister(s)



Response	6	8	10	12	Total	
No	95.0	94.4	95.7	96.9	95.4	
Yes	5.0	5.6	4.3	3.1	4.6	
N of Valid	3394	3271	3166	2174	12005	
N of Miss	0	0	0	0	0	

Table 27: Think of where you live most of the time. Which of the following people live there with you? Other Children



Response	6	8	10	12	Total	
No	95.1	95.8	95.9	95.2	95.5	
Yes	4.9	4.2	4.1	4.8	4.5	
N of Valid	3394	3271	3166	2174	12005	
N of Miss	0	0	0	0	0	

Table 28: In my school, students have lots of chances to help decide things like class activities and rules.





Response	6	8	10	12	Total	
NO!	10.8	9.2	10.3	13.6	10.8	
no	34.3	34.2	37.7	35.9	35.5	
yes	45.5	48.7	44.2	40.5	45.1	
YES!	9.3	7.9	7.8	10.0	8.6	
N of Valid	3282	3196	3131	2155	11764	
N of Miss	112	75	35	19	241	

Table 29: Teachers ask me to work on special classroom projects.





Response	6	8	10	12	Total	
NO!	8.9	7.4	8.2	6.9	7.9	
no	32.2	38.7	41.9	37.7	37.5	
yes	44.3	43.7	43.5	46.0	44.2	
YES!	14.6	10.1	6.5	9.4	10.3	
N of Valid	3283	3195	3114	2152	11744	
N of Miss	111	76	52	22	261	

Table 30: My teacher(s) notices when I am doing a good job and lets me know about it.

Response	6	8	10	12	Total	
NO!	4.0	6.3	8.3	5.7	6.1	
no	17.0	25.0	31.3	26.5	24.7	
yes	48.8	49.4	49.7	54.7	50.3	
YES!	30.2	19.3	10.7	13.1	19.0	
N of Valid	3315	3189	3117	2148	11769	
N of Miss	79	82	49	26	236	

Table 31: There are lots of chances for students in my school to get involved in sports, clubs, and other school activities outside of class.

Response	6	8	10	12	Total	
NO!	2.5	1.7	1.7	1.6	1.9	
no	8.8	5.5	5.1	5.0	6.2	
yes	36.9	36.0	39.9	44.4	38.8	
YES!	51.8	56.8	53.4	49.0	53.0	
N of Valid	3320	3207	3121	2153	11801	
N of Miss	74	64	45	21	204	

Table 32: There are lots of chances for students in my school to talk with a teacher one-on-one.

Response	6	8	10	12	Total	
NO!	3.7	4.4	4.5	3.9	4.1	
no	13.4	17.7	21.0	16.7	17.2	
yes	46.4	50.0	53.1	55.3	50.8	
YES!	36.6	27.9	21.4	24.1	27.9	
N of Valid	3287	3184	3109	2150	11730	
N of Miss	107	87	57	24	275	

Table 33: I feel safe at my school.

Response	6	8	10	12	Total	
NO!	3.9	5.8	6.3	5.4	5.3	
no	8.1	12.0	15.1	11.4	11.6	
yes	39.1	50.6	57.0	58.0	50.4	
YES!	48.8	31.6	21.6	25.2	32.6	
N of Valid	3319	3183	3112	2148	11762	
N of Miss	75	88	54	26	243	

Table 34: The school lets my parents know when I have done something well.

Response	6	8	10	12	Total	
NO!	11.1	16.9	21.6	22.6	17.6	
no	33.6	42.8	50.3	47.8	43.2	
yes	36.8	31.3	23.7	25.1	29.7	
YES!	18.5	9.0	4.4	4.5	9.6	
N of Valid	3270	3164	3101	2145	11680	
N of Miss	124	107	65	29	325	

Table 35: My teachers praise me when I work hard in school.

Response	6	8	10	12	Total	
NO!	12.3	14.2	16.3	12.8	14.0	
no	32.6	40.7	47.8	39.7	40.2	
yes	41.1	37.3	31.1	40.6	37.3	
YES!	14.0	7.8	4.7	6.9	8.5	
N of Valid	3217	3169	3101	2143	11630	
N of Miss	177	102	65	31	375	

Table 36: Are your school grades better than the grades of most students in your class?

Response	6	8	10	12	Total	
NO!	7.7	6.9	7.1	4.9	6.8	
no	27.2	27.3	30.5	25.0	27.7	
yes	47.6	51.0	48.3	51.4	49.4	
YES!	17.5	14.8	14.1	18.7	16.1	
N of Valid	3218	3179	3103	2150	11650	
N of Miss	176	92	63	24	355	

Table 37: I have lots of chances to be part of class discussions or activities.

Response	6	8	10	12	Total	
NO!	3.3	2.7	2.5	2.6	2.8	
no	12.7	12.8	14.9	14.1	13.6	
yes	46.3	56.0	63.7	62.5	56.5	
YES!	37.8	28.5	18.8	20.8	27.1	
N of Valid	3287	3198	3116	2151	11752	
N of Miss	107	73	50	23	253	

Table 38: Now thinking back over the past year in school, how often did you: enjoy being in school?

Response	6	8	10	12	Total	
Never	6.1	7.0	10.6	11.0	8.4	
Seldom	10.7	14.5	19.0	19.3	15.5	
Sometimes	31.1	38.0	39.5	38.2	36.5	
Often	28.5	28.1	23.6	24.6	26.4	
Almost always	23.6	12.5	7.4	6.9	13.3	
N of Valid	3323	3217	3125	2149	11814	
N of Miss	71	54	41	25	191	

Table 39: Now thinking back over the past year in school, how often did you: hate being in school?






Response	6	8	10	12	Total	
Never	15.4	7.1	3.8	4.9	8.2	
Seldom	36.3	29.2	20.3	18.8	26.9	
Sometimes	26.5	34.3	34.8	36.1	32.6	
Often	12.4	17.5	25.5	26.2	19.8	
Almost always	9.3	11.9	15.6	14.0	12.5	
N of Valid	3274	3203	3120	2143	11740	
N of Miss	120	68	46	31	265	

Table 40: Now thinking back over the past year in school, how often did you: try to do your best work in school?






Response	6	8	10	12	Total	
Never	0.5	0.9	0.4	1.0	0.7	
Seldom	0.8	1.8	2.3	2.5	1.8	
Sometimes	5.2	9.1	14.9	17.5	11.1	
Often	17.7	29.1	35.6	37.7	29.2	
Almost always	75.8	59.1	46.7	41.4	57.3	
N of Valid	3287	3186	3099	2140	11712	
N of Miss	107	85	67	34	293	

Table 41: How often do you feel that the school work you are assigned is meaningful and important?






Response	6	8	10	12	Total	
Never	4.0	6.2	8.5	8.9	6.7	
Seldom	8.4	16.5	27.1	29.8	19.5	
Sometimes	23.1	31.8	37.1	37.1	31.7	
Often	32.1	29.0	19.5	18.3	25.4	
Almost always	32.4	16.5	7.8	5.9	16.7	
N of Valid	3284	3197	3108	2133	11722	
N of Miss	110	74	58	41	283	

Table 42: Putting them all together, what were your grades like last year?

Response	6	8	10	12	Total	
Mostly F's	0.8	0.7	0.7	0.4	0.7	
Mostly D's	1.8	2.3	4.3	2.0	2.6	
Mostly C's	8.8	12.4	17.8	16.2	13.6	
Mostly B's	35.4	35.7	36.8	38.3	36.4	
Mostly A's	53.2	48.9	40.5	43.1	46.7	
N of Valid	3100	3062	3056	2131	11349	
N of Miss	294	209	110	43	656	

Table 43: How important do you think the things you are learning in school are going to be for your later life?

Response	6	8	10	12	Total	
Very important	48.3	26.0	14.7	10.3	26.5	
Quite important	27.3	28.1	20.5	17.4	23.9	
Fairly important	16.0	26.8	33.3	34.5	26.9	
Slightly important	6.6	14.6	24.6	30.0	17.8	
Not at all important	1.8	4.4	6.8	7.8	4.9	
N of Valid	3323	3198	3113	2144	11778	
N of Miss	71	73	53	30	227	

Table 44: Do your parents care about your skipping or cutting school?

Response	6	8	10	12	Total	
Yes	95.9	96.5	95.6	90.2	94.9	
No	4.1	3.5	4.4	9.8	5.1	
N of Valid	3310	3206	3108	2146	11770	
N of Miss	84	65	58	28	235	

Table 45: During the LAST FOUR WEEKS how many whole days of school have you missed because you skipped or 'cut'?

Response	6	8	10	12	Total	
None	71.3	76.5	75.4	59.2	71.6	
1	11.8	10.3	10.3	16.6	11.9	
2	6.4	5.0	5.6	10.2	6.5	
3	4.8	4.3	4.2	6.2	4.8	
4-5	4.2	2.6	2.9	5.1	3.6	
6-10	1.1	0.9	1.1	2.0	1.2	
11 or more	0.3	0.5	0.5	0.7	0.5	
N of Valid	3310	3204	3112	2147	11773	
N of Miss	84	67	54	27	232	

Table 46: What are the chances you would be seen as cool if you: smoked cigarettes?

Response	6	8	10	12	Total	
No or very little chance	88.4	77.3	68.6	65.5	75.9	
Little chance	6.4	11.5	16.6	19.4	12.9	
Some chance	2.8	6.4	10.0	9.2	6.9	
Pretty good chance	1.6	3.2	3.2	3.6	2.8	
Very good chance	0.9	1.5	1.5	2.3	1.5	
N of Valid	3250	3185	3102	2138	11675	
N of Miss	144	86	64	36	330	

Table 47: What are the chances you would be seen as cool if you: worked hard at school?

Response	6	8	10	12	Total	
No or very little chance	6.3	9.3	12.8	12.7	10.0	
Little chance	8.2	12.7	18.1	18.2	13.9	
Some chance	15.4	23.1	26.2	30.2	23.0	
Pretty good chance	26.4	27.9	25.5	23.1	25.9	
Very good chance	43.7	27.0	17.5	15.9	27.1	
N of Valid	3281	3177	3096	2132	11686	
N of Miss	113	94	70	42	319	

Table 48: What are the chances you would be seen as cool if you: began drinking alcoholic beverages regularly, that is, at least once or twice a month?

Response	6	8	10	12	Total	
No or very little chance	85.7	70.5	50.7	41.1	64.1	
Little chance	7.7	13.4	15.9	16.9	13.1	
Some chance	3.7	8.1	16.1	18.2	10.8	
Pretty good chance	1.8	5.6	12.2	17.2	8.4	
Very good chance	1.1	2.4	5.1	6.6	3.5	
N of Valid	3246	3185	3097	2130	11658	
N of Miss	148	86	69	44	347	

Table 49: What are the chances you would be seen as cool if you: defended someone who was being bullied?

Response	6	8	10	12	Total	
No or very little chance	7.2	8.4	11.0	10.0	9.1	
Little chance	6.3	10.6	13.6	12.2	10.5	
Some chance	14.6	21.4	26.7	30.0	22.5	
Pretty good chance	25.0	28.0	26.2	27.8	26.7	
Very good chance	46.8	31.6	22.5	20.1	31.3	
N of Valid	3266	3177	3090	2129	11662	
N of Miss	128	94	76	45	343	

Table 50: What are the chances you would be seen as cool if you: smoked marijuana?

Response	6	8	10	12	Total	
No or very little chance	89.2	71.6	49.1	42.4	65.2	
Little chance	4.7	10.0	13.2	14.7	10.3	
Some chance	2.7	6.7	14.2	15.5	9.2	
Pretty good chance	1.5	5.2	12.3	14.5	7.7	
Very good chance	1.9	6.4	11.3	12.9	7.6	
N of Valid	3251	3190	3102	2133	11676	
N of Miss	143	81	64	41	329	

Table 51: What are the chances you would be seen as cool if you: carried a handgun?

Response	6	8	10	12	Total	
No or very little chance	79.2	75.5	70.3	68.4	73.9	
Little chance	9.3	10.6	13.3	15.5	11.8	
Some chance	5.4	6.4	8.3	9.1	7.1	
Pretty good chance	2.9	3.9	4.6	4.0	3.8	
Very good chance	3.2	3.6	3.5	3.0	3.3	
N of Valid	3244	3183	3093	2132	11652	
N of Miss	150	88	73	42	353	

Table 52: What are the chances you would be seen as cool if you: used e-cigarettes, e-cigars or e-hookahs?

Response	6	8	10	12	Total	
No or very little chance	89.1	75.1	58.0	53.7	70.5	
Little chance	4.9	10.0	13.9	14.9	10.5	
Some chance	2.9	7.4	12.2	13.5	8.6	
Pretty good chance	1.3	3.9	9.1	10.0	5.7	
Very good chance	1.8	3.6	6.7	7.8	4.7	
N of Valid	3231	3178	3095	2133	11637	
N of Miss	163	93	71	41	368	

Table 53: What are the chances you would be seen as cool if you: bullied someone or cyber bullied someone?

Response	6	8	10	12	Total	
No or very little chance	82.0	78.2	74.2	74.2	77.5	
Little chance	9.3	11.5	13.6	15.8	12.2	
Some chance	4.1	5.6	6.8	6.0	5.5	
Pretty good chance	2.3	2.7	3.5	2.3	2.7	
Very good chance	2.3	2.1	2.0	1.8	2.1	
N of Valid	3268	3186	3096	2134	11684	
N of Miss	126	85	70	40	321	

Table 54: Think of your four best friends (the friends you feel closest to). In the past year (12 months), how many of your best friends have: participated in clubs, organizations or activities at school?

Response	6	8	10	12	Total	
0	13.5	9.9	10.2	10.0	11.0	
1	12.3	9.6	9.7	10.8	10.6	
2	15.8	15.4	17.0	17.0	16.2	
3	14.7	15.3	17.0	14.1	15.3	
4	43.7	49.8	46.2	48.1	46.9	
N of Valid	3240	3156	3072	2125	11593	
N of Miss	154	115	94	49	412	

Table 55: Think of your four best friends (the friends you feel closest to). In the past year (12 months), how many of your best friends have: smoked cigarettes?

Response	6	8	10	12	Total	
0	95.0	83.1	68.4	60.7	78.4	
1	3.2	9.7	16.3	17.6	11.1	
2	0.8	3.8	7.6	11.0	5.3	
3	0.5	1.6	3.6	4.7	2.4	
4	0.5	1.9	4.1	6.0	2.9	
N of Valid	3238	3158	3065	2122	11583	
N of Miss	156	113	101	52	422	

Table 56: Think of your four best friends (the friends you feel closest to). In the past year (12 months), how many of your best friends have: tried beer, wine or hard liquor (for example, vodka, whiskey, or gin) when their parents didn't know about it?

Response	6	8	10	12	Total	
0	89.4	70.1	44.8	31.8	61.8	
1	6.1	13.5	17.9	15.1	12.9	
2	2.3	7.7	13.7	16.7	9.4	
3	0.8	3.4	8.6	11.7	5.6	
4	1.5	5.2	15.0	24.8	10.3	
N of Valid	3244	3160	3063	2124	11591	
N of Miss	150	111	103	50	414	

Table 57: Think of your four best friends (the friends you feel closest to). In the past year (12 months), how many of your best friends have: used e-cigarettes, e-cigars, or e-hookahs?

Response	6	8	10	12	Total	
0	96.1	85.4	67.5	58.1	78.6	
1	2.6	7.2	14.0	15.4	9.2	
2	0.6	3.4	7.4	10.4	5.0	
3	0.3	1.7	4.3	6.5	2.9	
4	0.4	2.3	6.8	9.6	4.3	
N of Valid	3234	3160	3066	2121	11581	
N of Miss	160	111	100	53	424	

Table 58: Think of your four best friends (the friends you feel closest to). In the past year (12 months), how many of your best friends have: used marijuana?

Response	6	8	10	12	Total	
0	96.8	81.9	59.6	47.4	73.8	
1	1.6	9.5	15.3	16.5	10.1	
2	0.8	3.4	9.5	13.3	6.1	
3	0.2	1.7	5.7	8.0	3.5	
4	0.6	3.5	10.0	14.8	6.5	
N of Valid	3221	3147	3063	2123	11554	
N of Miss	173	124	103	51	451	

Table 59: Think of your four best friends (the friends you feel closest to). In the past year (12 months), how many of your best friends have: used prescription drugs or non-prescription drugs for the purpose of getting high?

Response	6	8	10	12	Total	
0	96.9	90.4	79.6	75.8	86.7	
1	1.8	4.7	10.5	11.8	6.7	
2	0.6	2.5	5.1	5.9	3.3	
3	0.3	0.9	2.1	2.6	1.3	
4	0.2	1.5	2.7	4.0	1.9	
N of Valid	3233	3155	3066	2114	11568	
N of Miss	161	116	100	60	437	

Table 60: Think of your four best friends (the friends you feel closest to). In the past year (12 months), how many of your best friends have: used synthetic marijuana (K2, spice) or bath salts?

Response	6	8	10	12	Total	
0	98.2	94.9	91.7	91.0	94.3	
1	1.1	2.7	4.4	4.7	3.1	
2	0.4	1.1	1.7	2.3	1.3	
3	0.1	0.4	0.9	0.7	0.5	
4	0.2	0.8	1.2	1.5	0.9	
N of Valid	3211	3164	3062	2125	11562	
N of Miss	183	107	104	49	443	

Table 61: Think of your four best friends (the friends you feel closest to). In the past year (12 months), how many of your best friends have: used LSD, cocaine, amphetamines, or other illegal drugs?

Response	6	8	10	12	Total	
0	98.4	94.5	89.6	85.3	92.6	
1	1.1	3.3	5.9	7.4	4.2	
2	0.2	1.1	2.3	3.3	1.6	
3	0.0	0.5	1.0	1.5	0.7	
4	0.2	0.6	1.1	2.4	1.0	
N of Valid	3221	3152	3059	2121	11553	
N of Miss	173	119	107	53	452	

Table 62: Think of your four best friends (the friends you feel closest to). In the past year (12 months), how many of your best friends have: been bullied?

Response	6	8	10	12	Total	
0	33.4	41.7	54.0	65.4	47.0	
1	27.8	22.9	18.8	15.6	21.8	
2	16.6	16.9	12.9	9.7	14.4	
3	7.7	5.8	5.4	3.8	5.8	
4	14.4	12.8	8.8	5.5	10.9	
N of Valid	3215	3129	3053	2117	11514	
N of Miss	179	142	113	57	491	

Table 63: Think of your four best friends (the friends you feel closest to). In the past year (12 months), how many of your best friends have: been suspended from school?






Response	6	8	10	12	Total	
0	76.0	65.7	72.5	79.3	72.9	
1	15.1	18.3	13.5	11.5	14.9	
2	4.5	8.1	7.0	5.1	6.3	
3	1.7	3.4	2.7	1.8	2.5	
4	2.7	4.6	4.2	2.3	3.5	
N of Valid	3224	3157	3067	2122	11570	
N of Miss	170	114	99	52	435	

Table 64: Think of your four best friends (the friends you feel closest to). In the past year (12 months), how many of your best friends have: carried a handgun?






Response	6	8	10	12	Total	
0	94.7	93.5	92.2	91.6	93.1	
1	2.6	3.2	3.8	3.7	3.3	
2	1.0	1.7	2.1	2.4	1.7	
3	0.5	0.7	0.5	0.9	0.6	
4	1.2	1.0	1.3	1.5	1.2	
N of Valid	3223	3151	3061	2123	11558	
N of Miss	171	120	105	51	447	

Table 65: Think of your four best friends (the friends you feel closest to). In the past year (12 months), how many of your best friends have: sold illegal drugs?






Response	6	8	10	12	Total	
0	98.8	93.5	87.7	85.4	91.9	
1	0.7	4.0	6.5	8.2	4.5	
2	0.3	1.2	2.7	3.5	1.8	
3	0.1	0.5	1.4	1.1	0.7	
4	0.1	0.8	1.8	1.8	1.1	
N of Valid	3200	3135	3053	2117	11505	
N of Miss	194	136	113	57	500	

Table 66: Think of your four best friends (the friends you feel closest to). In the past year (12 months), how many of your best friends have: regularly attended religious services?






Response	6	8	10	12	Total	
0	29.7	20.4	20.3	24.2	23.6	
1	10.1	12.4	14.7	16.9	13.2	
2	12.7	16.2	20.0	20.6	17.1	
3	12.7	18.1	18.0	16.1	16.2	
4	34.8	32.9	27.0	22.2	29.9	
N of Valid	3096	3123	3053	2118	11390	
N of Miss	298	148	113	56	615	

Table 67: Think of your four best friends (the friends you feel closest to). In the past year (12 months), how many of your best friends have: stolen or tried to steal a motor vehicle such as a car or motorcycle?






Response	6	8	10	12	Total	
0	98.2	96.4	94.0	95.9	96.2	
1	1.1	2.4	3.9	2.4	2.4	
2	0.4	0.7	1.0	1.1	0.8	
3	0.1	0.2	0.6	0.2	0.3	
4	0.1	0.4	0.5	0.5	0.4	
N of Valid	3236	3156	3068	2124	11584	
N of Miss	158	115	98	50	421	

Table 68: Think of your four best friends (the friends you feel closest to). In the past year (12 months), how many of your best friends have: been arrested?






Response	6	8	10	12	Total	
0	95.8	88.9	85.9	88.5	89.9	
1	3.0	7.1	8.4	7.0	6.3	
2	0.6	2.5	3.5	2.5	2.2	
3	0.2	0.8	1.1	0.8	0.7	
4	0.4	0.8	1.1	1.1	0.8	
N of Valid	3223	3159	3061	2123	11566	
N of Miss	171	112	105	51	439	

Table 69: Think of your four best friends (the friends you feel closest to). In the past year (12 months), how many of your best friends have: dropped out of school?

Response	6	8	10	12	Total	
0	95.6	96.3	93.1	89.7	94.1	
1	3.3	2.4	5.4	7.6	4.4	
2	0.5	0.7	1.0	1.7	0.9	
3	0.2	0.2	0.2	0.6	0.3	
4	0.3	0.4	0.3	0.4	0.4	
N of Valid	3215	3148	3054	2119	11536	
N of Miss	179	123	112	55	469	

Table 70: Think of your four best friends (the friends you feel closest to). In the past year (12 months), how many of your best friends have: been members of a gang?

Response	6	8	10	12	Total	
0	92.7	89.3	90.5	93.1	91.2	
1	3.7	5.1	4.9	2.8	4.2	
2	1.2	1.6	1.4	1.7	1.5	
3	0.4	1.0	0.9	0.4	0.7	
4	2.0	3.1	2.3	2.1	2.4	
N of Valid	3212	3146	3053	2119	11530	
N of Miss	182	125	113	55	475	

Table 71: How old were you when you first: smoked marijuana?

Response	6	8	10	12	Total	
Never	98.8	92.8	77.6	65.1	85.4	
10 or younger	0.5	0.9	1.5	1.1	1.0	
11	0.4	1.0	1.4	1.1	1.0	
12	0.2	1.7	2.6	2.3	1.6	
13	0.0	2.7	4.0	3.3	2.4	
14	0.0	0.7	5.5	5.2	2.6	
15	0.0	0.1	6.0	6.5	2.8	
16	0.0	0.0	1.1	8.8	1.9	
17 or older	0.0	0.0	0.3	6.5	1.3	
N of Valid	3273	3163	3056	2127	11619	
N of Miss	121	108	110	47	386	

Table 72: How old were you when you first: smoked a cigarette, even just a puff?

Response	6	8	10	12	Total	
Never	94.5	86.0	74.8	64.4	81.5	
10 or younger	3.9	5.9	6.5	5.4	5.4	
11	1.2	2.4	2.5	2.5	2.1	
12	0.4	2.1	2.6	3.0	1.9	
13	0.0	2.8	4.0	3.6	2.5	
14	0.0	0.8	4.9	4.6	2.4	
15	0.0	0.0	3.6	5.8	2.0	
16	0.0	0.0	0.9	6.3	1.4	
17 or older	0.0	0.0	0.1	4.4	0.8	
N of Valid	3263	3162	3060	2132	11617	
N of Miss	131	109	106	42	388	

Table 73: How old were you when you first: had more than a sip or two of beer, wine or hard liquor (for example, vodka, whiskey, or gin)?

Response	6	8	10	12	Total	
Never	84.8	72.2	53.0	38.7	64.6	
10 or younger	10.8	9.1	8.3	6.2	8.8	
11	3.5	3.3	2.8	2.0	3.0	
12	0.9	6.0	4.5	3.7	3.8	
13	0.0	7.5	6.7	5.5	4.8	
14	0.0	1.8	10.8	8.4	4.9	
15	0.0	0.1	11.0	11.3	5.0	
16	0.0	0.0	2.6	14.2	3.3	
17 or older	0.0	0.0	0.2	10.0	1.9	
N of Valid	3264	3161	3055	2128	11608	
N of Miss	130	110	111	46	397	

Table 74: How old were you when you first: began drinking alcoholic beverages regularly, that is, at least once or twice a month?

Response	6	8	10	12	Total
Never	99.3	95.4	85.9	73.8	90.0
10 or younger	0.4	0.8	0.7	0.5	0.6
11	0.2	0.6	0.4	0.2	0.3
12	0.1	1.1	0.6	0.6	0.6
13	0.0	1.6	1.7	0.9	1.1
14	0.0	0.6	3.2	2.4	1.5
15	0.0	0.0	6.0	4.7	2.4
16	0.0	0.0	1.4	8.8	2.0
17 or older	0.0	0.0	0.1	8.1	1.5
N of Valid	3266	3165	3057	2125	11613
N of Miss	128	106	109	49	392

Table 75: How old were you when you first: used Daztrex?

Response	6	8	10	12	Total
Never	100.0	100.0	100.0	100.0	100.0
10 or younger	0.0	0.0	0.0	0.0	0.0
11	0.0	0.0	0.0	0.0	0.0
12	0.0	0.0	0.0	0.0	0.0
13	0.0	0.0	0.0	0.0	0.0
14	0.0	0.0	0.0	0.0	0.0
15	0.0	0.0	0.0	0.0	0.0
16	0.0	0.0	0.0	0.0	0.0
17 or older	0.0	0.0	0.0	0.0	0.0
N of Valid	3133	3139	3051	2121	11444
N of Miss	261	132	115	53	561

Table 76: How old were you when you first: got suspended from school?

Response	6	8	10	12	Total
Never	89.8	82.7	80.3	81.6	83.9
10 or younger	6.4	5.9	5.4	4.0	5.6
11	3.1	2.9	2.1	1.7	2.5
12	0.6	4.6	3.2	2.3	2.7
13	0.1	2.8	3.2	2.6	2.1
14	0.0	1.0	2.9	3.5	1.7
15	0.0	0.1	2.2	1.9	1.0
16	0.0	0.0	0.6	1.5	0.4
17 or older	0.0	0.0	0.0	0.8	0.2
N of Valid	3244	3144	3048	2129	11565
N of Miss	150	127	118	45	440

Table 77: How old were you when you first: got arrested?

Response	6	8	10	12	Total
Never	98.9	96.9	95.5	95.5	96.8
10 or younger	0.6	0.4	0.3	0.3	0.4
11	0.4	0.5	0.3	0.3	0.4
12	0.2	0.8	0.3	0.3	0.4
13	0.0	0.9	0.7	0.4	0.5
14	0.0	0.4	1.3	0.7	0.6
15	0.0	0.0	1.2	0.7	0.4
16	0.0	0.0	0.3	0.8	0.2
17 or older	0.0	0.0	0.1	1.0	0.2
N of Valid	3257	3153	3056	2127	11593
N of Miss	137	118	110	47	412

Table 78: How old were you when you first: carried a handgun?

Response	6	8	10	12	Total
Never	94.7	94.4	94.3	92.5	94.1
10 or younger	3.1	1.5	1.7	1.8	2.0
11	1.8	1.0	0.7	0.6	1.0
12	0.5	1.0	0.5	0.6	0.6
13	0.0	1.3	0.6	0.6	0.6
14	0.0	0.6	0.9	0.9	0.6
15	0.0	0.1	1.0	0.8	0.4
16	0.0	0.0	0.3	1.1	0.3
17 or older	0.0	0.1	0.0	1.2	0.3
N of Valid	3239	3143	3044	2122	11548
N of Miss	155	128	122	52	457

Table 79: How old were you when you first: used e-cigarettes, e-cigars, or e-hookahs?

Response	6	8	10	12	Total
Never	97.9	91.2	79.6	72.9	86.7
10 or younger	1.1	1.1	0.5	0.3	0.8
11	0.5	1.0	0.8	0.3	0.7
12	0.4	2.5	1.8	0.3	1.3
13	0.0	3.0	3.4	1.7	2.0
14	0.0	0.9	6.4	3.9	2.7
15	0.0	0.1	6.3	6.7	2.9
16	0.0	0.0	1.3	8.5	1.9
17 or older	0.0	0.0	0.0	5.4	1.0
N of Valid	3247	3152	3048	2126	11573
N of Miss	147	119	118	48	432

Table 80: How old were you when you first: belonged to a gang?

Response	6	8	10	12	Total
Never	96.9	95.7	97.0	96.9	96.6
10 or younger	1.2	0.8	0.6	0.3	0.7
11	1.4	0.5	0.1	0.2	0.6
12	0.5	0.6	0.4	0.3	0.5
13	0.0	1.5	0.6	0.3	0.6
14	0.0	0.8	0.4	0.3	0.4
15	0.0	0.1	0.8	0.6	0.3
16	0.0	0.0	0.2	0.6	0.2
17 or older	0.0	0.0	0.0	0.4	0.1
N of Valid	3241	3159	3044	2125	11569
N of Miss	153	112	122	49	436

Table 81: How old were you when you first: used prescription drugs not prescribed to you?

Response	6	8	10	12	Total
Never	98.0	95.4	90.7	86.6	93.3
10 or younger	1.4	1.3	1.0	0.7	1.1
11	0.4	0.5	0.4	0.5	0.4
12	0.2	0.8	1.0	0.7	0.6
13	0.0	1.6	1.0	1.5	1.0
14	0.0	0.4	2.7	1.7	1.1
15	0.0	0.0	2.4	2.7	1.1
16	0.0	0.0	0.7	3.1	0.8
17 or older	0.0	0.0	0.0	2.6	0.5
N of Valid	3257	3146	3055	2126	11584
N of Miss	137	125	111	48	421

Table 82: How wrong do you think it is for someone your age to: take a handgun to school?

Response	6	8	10	12	Total	
Very wrong	90.4	86.7	86.3	87.6	87.8	
Wrong	7.4	9.4	9.6	9.2	8.8	
A little bit wrong	1.6	3.2	2.9	2.1	2.5	
Not at all wrong	0.7	0.7	1.2	1.2	0.9	
N of Valid	3301	3200	3066	2131	11698	
N of Miss	93	71	100	43	307	

Table 83: How wrong do you think it is for someone your age to: steal anything?

Response	6	8	10	12	Total	
Very wrong	74.3	66.2	63.9	71.5	68.9	
Wrong	20.9	26.6	27.8	22.3	24.5	
A little bit wrong	4.0	6.4	7.2	5.4	5.7	
Not at all wrong	0.9	0.8	1.1	0.8	0.9	
N of Valid	3285	3181	3057	2127	11650	
N of Miss	109	90	109	47	355	

Table 84: How wrong do you think it is for someone your age to: pick a fight with someone?

Response	6	8	10	12	Total	
Very wrong	59.0	44.9	41.5	50.1	48.9	
Wrong	27.8	33.1	33.5	31.4	31.4	
A little bit wrong	10.6	18.4	20.5	16.1	16.3	
Not at all wrong	2.6	3.6	4.6	2.4	3.4	
N of Valid	3260	3164	3051	2114	11589	
N of Miss	134	107	115	60	416	

Table 85: How wrong do you think it is for someone your age to: attack someone with the idea of seriously hurting them?

Response	6	8	10	12	Total	
Very wrong	89.1	80.5	73.4	73.9	79.9	
Wrong	7.5	13.4	18.6	18.7	14.1	
A little bit wrong	2.2	4.4	5.8	6.0	4.4	
Not at all wrong	1.3	1.7	2.2	1.4	1.7	
N of Valid	3276	3180	3055	2118	11629	
N of Miss	118	91	111	56	376	

Table 86: How wrong do you think it is for someone your age to: stay away from school all day when their parents think they are at school?

Response	6	8	10	12	Total	
Very wrong	83.2	68.8	52.6	47.1	64.7	
Wrong	13.5	23.2	31.7	30.3	24.0	
A little bit wrong	2.3	6.4	13.2	19.7	9.4	
Not at all wrong	1.1	1.6	2.4	3.0	1.9	
N of Valid	3283	3174	3052	2121	11630	
N of Miss	111	97	114	53	375	

Table 87: How wrong do you think it is for someone your age to: drink beer, wine or hard liquor (for example, vodka, whiskey, or gin) regularly?

Response	6	8	10	12	Total	
Very wrong	90.5	73.2	50.8	39.7	66.1	
Wrong	6.4	16.6	23.1	23.7	16.7	
A little bit wrong	2.3	7.8	19.4	25.7	12.6	
Not at all wrong	0.9	2.4	6.6	10.8	4.6	
N of Valid	3280	3178	3056	2120	11634	
N of Miss	114	93	110	54	371	

Table 88: How wrong do you think it is for someone your age to: smoke cigarettes?

Response	6	8	10	12	Total	
Very wrong	92.2	79.4	63.5	54.0	74.2	
Wrong	5.8	13.9	21.1	22.8	15.1	
A little bit wrong	1.3	4.8	10.9	14.8	7.2	
Not at all wrong	0.7	2.0	4.5	8.3	3.4	
N of Valid	3275	3176	3058	2121	11630	
N of Miss	119	95	108	53	375	

Table 89: How wrong do you think it is for someone your age to: smoke marijuana?

Response	6	8	10	12	Total	
Very wrong	94.8	79.1	56.0	46.3	71.4	
Wrong	3.2	10.2	17.1	17.4	11.4	
A little bit wrong	1.0	6.0	13.6	16.9	8.6	
Not at all wrong	1.0	4.6	13.3	19.4	8.6	
N of Valid	3247	3166	3051	2123	11587	
N of Miss	147	105	115	51	418	

Table 90: How wrong do you think it is for someone your age to: use prescription drugs or non-prescription drugs for the purpose of getting high?

Response	6	8	10	12	Total	
Very wrong	95.5	88.3	77.4	74.5	84.9	
Wrong	3.2	8.3	15.7	18.3	10.7	
A little bit wrong	0.6	2.4	5.0	5.2	3.1	
Not at all wrong	0.6	1.0	1.8	2.0	1.3	
N of Valid	3263	3174	3055	2121	11613	
N of Miss	131	97	111	53	392	

Table 91: How wrong do you think it is for someone your age to: use synthetic marijuana (K2, spice) or bath salts?

Response	6	8	10	12	Total	
Very wrong	95.1	89.3	82.5	84.2	88.2	
Wrong	3.5	7.8	13.2	11.6	8.7	
A little bit wrong	0.6	1.7	2.8	3.0	1.9	
Not at all wrong	0.8	1.1	1.5	1.2	1.1	
N of Valid	3228	3168	3055	2120	11571	
N of Miss	166	103	111	54	434	

Table 92: How wrong do you think it is for someone your age to: use LSD, cocaine, amphetamines or another illegal drug?

Response	6	8	10	12	Total	
Very wrong	97.5	92.2	87.3	84.9	91.1	
Wrong	1.7	5.8	9.2	9.7	6.2	
A little bit wrong	0.4	1.3	2.1	3.7	1.7	
Not at all wrong	0.4	0.7	1.4	1.7	1.0	
N of Valid	3249	3168	3046	2124	11587	
N of Miss	145	103	120	50	418	

Table 93: How wrong do you think it is for someone your age to: use e-cigarettes, e-cigars or e-hookahs?

Response	6	8	10	12	Total	
Very wrong	91.7	78.2	57.4	48.7	71.1	
Wrong	5.6	11.5	17.0	16.3	12.2	
A little bit wrong	1.7	6.4	15.7	18.1	9.7	
Not at all wrong	1.0	3.9	9.9	16.9	7.1	
N of Valid	3243	3156	3055	2123	11577	
N of Miss	151	115	111	51	428	

Table 94: At school during the past 12 months, did you receive help from the resource teacher, speech therapist or other special education teacher?

Response	6	8	10	12	Total
No	78.3	84.9	90.1	92.0	85.7
Yes	21.7	15.1	9.9	8.0	14.3
N of Valid	2907	2839	2731	1895	10372
N of Miss	487	432	435	279	1633

Table 95: How many times in the past year (12 months) have you: been suspended from school?

Response	6	8	10	12	Total
Never	93.0	89.1	91.1	94.6	91.7
1 to 2 times	5.8	8.5	7.3	4.2	6.6
3 to 5 times	0.8	1.7	1.1	0.7	1.1
6 to 9 times	0.2	0.3	0.2	0.2	0.2
10 to 19 times	0.1	0.1	0.1	0.1	0.1
20 to 29 times	0.1	0.1	0.1	0.0	0.1
30 to 39 times	0.0	0.0	0.0	0.0	0.0
40+ times	0.0	0.1	0.1	0.1	0.1
N of Valid	3277	3158	3045	2120	11600
N of Miss	117	113	121	54	405

Table 96: How many times in the past year (12 months) have you: carried a handgun?

Response	6	8	10	12	Total
Never	94.6	95.0	95.1	93.8	94.7
1 to 2 times	3.4	2.6	1.9	2.0	2.5
3 to 5 times	0.8	1.0	1.0	1.2	1.0
6 to 9 times	0.4	0.3	0.4	0.9	0.4
10 to 19 times	0.3	0.2	0.4	0.4	0.3
20 to 29 times	0.1	0.2	0.2	0.1	0.2
30 to 39 times	0.1	0.1	0.3	0.2	0.2
40+ times	0.2	0.8	0.8	1.3	0.7
N of Valid	3249	3156	3042	2113	11560
N of Miss	145	115	124	61	445

Table 97: How many times in the past year (12 months) have you: sold illegal drugs?

Response	6	8	10	12	Total
Never	99.8	98.6	96.1	94.7	97.6
1 to 2 times	0.1	0.8	1.7	2.3	1.1
3 to 5 times	0.0	0.2	0.6	0.7	0.4
6 to 9 times	0.0	0.2	0.3	0.4	0.2
10 to 19 times	0.0	0.1	0.2	0.7	0.2
20 to 29 times	0.0	0.0	0.3	0.3	0.1
30 to 39 times	0.0	0.0	0.0	0.0	0.0
40+ times	0.0	0.1	0.7	0.9	0.4
N of Valid	3232	3130	3029	2110	11501
N of Miss	162	141	137	64	504

Table 98: How many times in the past year (12 months) have you: stolen or tried to steal a motor vehicle such as a car or motorcycle?

Response	6	8	10	12	Total
Never	99.4	99.0	98.3	99.3	99.0
1 to 2 times	0.4	0.9	1.1	0.5	0.7
3 to 5 times	0.2	0.1	0.3	0.1	0.2
6 to 9 times	0.0	0.1	0.0	0.0	0.0
10 to 19 times	0.0	0.0	0.1	0.0	0.0
20 to 29 times	0.0	0.0	0.0	0.0	0.0
30 to 39 times	0.0	0.0	0.0	0.0	0.0
40+ times	0.0	0.0	0.1	0.0	0.1
N of Valid	3247	3147	3033	2109	11536
N of Miss	147	124	133	65	469

Table 99: How many times in the past year (12 months) have you: participated in clubs, organizations or activities at school?

Response	6	8	10	12	Total	
Never	32.2	29.8	28.6	27.1	29.7	
1 to 2 times	22.8	18.9	14.3	10.7	17.3	
3 to 5 times	14.8	14.3	11.1	10.6	12.9	
6 to 9 times	8.5	7.7	7.4	8.7	8.0	
10 to 19 times	6.3	6.8	8.2	9.0	7.4	
20 to 29 times	3.4	4.1	4.8	6.0	4.4	
30 to 39 times	2.1	1.7	2.5	2.9	2.2	
40+ times	9.8	16.7	23.1	24.9	18.0	
N of Valid	3225	3132	3024	2104	11485	
N of Miss	169	139	142	70	520	

Table 100: How many times in the past year (12 months) have you: been arrested?

Response	6	8	10	12	Total	
Never	99.0	97.6	96.7	97.3	97.7	
1 to 2 times	0.7	1.8	2.5	2.2	1.7	
3 to 5 times	0.1	0.4	0.3	0.1	0.2	
6 to 9 times	0.1	0.1	0.1	0.1	0.1	
10 to 19 times	0.1	0.0	0.1	0.1	0.1	
20 to 29 times	0.1	0.0	0.0	0.0	0.0	
30 to 39 times	0.0	0.0	0.0	0.0	0.0	
40+ times	0.1	0.1	0.1	0.1	0.1	
N of Valid	3227	3134	3030	2108	11499	
N of Miss	167	137	136	66	506	

Table 101: How many times in the past year (12 months) have you: attacked someone with the idea of seriously hurting them?









Response	6	8	10	12	Total	
Never	93.9	92.2	92.9	94.1	93.2	
1 to 2 times	4.4	5.6	4.8	3.7	4.7	
3 to 5 times	0.7	1.2	1.1	1.3	1.1	
6 to 9 times	0.4	0.4	0.5	0.4	0.4	
10 to 19 times	0.2	0.2	0.3	0.3	0.2	
20 to 29 times	0.2	0.2	0.0	0.1	0.1	
30 to 39 times	0.0	0.0	0.1	0.0	0.0	
40+ times	0.2	0.2	0.3	0.1	0.2	
N of Valid	3245	3139	3035	2109	11528	
N of Miss	149	132	131	65	477	

Table 102: How many times in the past year (12 months) have you: been drunk or high at school?









Response	6	8	10	12	Total	
Never	99.0	95.2	90.6	88.6	93.9	
1 to 2 times	0.8	3.0	4.4	4.5	3.0	
3 to 5 times	0.1	0.7	1.9	2.2	1.1	
6 to 9 times	0.0	0.4	1.0	1.4	0.6	
10 to 19 times	0.0	0.2	0.8	1.1	0.5	
20 to 29 times	0.0	0.2	0.4	0.7	0.3	
30 to 39 times	0.0	0.0	0.1	0.2	0.1	
40+ times	0.0	0.3	0.9	1.4	0.6	
N of Valid	3247	3148	3027	2111	11533	
N of Miss	147	123	139	63	472	

Table 103: How many times in the past year (12 months) have you: taken a handgun to school?

Response	6	8	10	12	Total
Never	99.7	99.7	99.3	99.5	99.6
1 to 2 times	0.2	0.2	0.2	0.2	0.2
3 to 5 times	0.0	0.1	0.2	0.1	0.1
6 to 9 times	0.0	0.0	0.0	0.0	0.0
10 to 19 times	0.0	0.0	0.0	0.0	0.0
20 to 29 times	0.0	0.0	0.0	0.0	0.0
30 to 39 times	0.0	0.0	0.0	0.0	0.0
40+ times	0.1	0.0	0.2	0.0	0.1
N of Valid	3224	3137	3027	2112	11500
N of Miss	170	134	139	62	505

Table 104: Are you currently on probation, or assigned a probation officer with Juvenile Court?

Response	6	8	10	12	Total
No	98.8	97.9	98.0	98.3	98.2
Yes	1.2	2.1	2.0	1.7	1.8
N of Valid	2833	2863	2796	1965	10457
N of Miss	561	408	370	209	1548

Table 105: Have you ever belonged to a gang?

Response	6	8	10	12	Total
No	94.6	93.2	94.5	95.0	94.3
No, but would like to	1.5	1.7	1.7	1.4	1.6
Yes, in the past	2.0	2.4	2.0	1.6	2.0
Yes, belong now	1.7	2.4	1.7	1.8	1.9
Yes, but would like to get out	0.3	0.3	0.1	0.1	0.2
N of Valid	3296	3187	3035	2120	11638
N of Miss	98	84	131	54	367

Table 106: If you have ever belonged to a gang, did that gang have a name?




Response	6	8	10	12	Total	
No	8.4	7.2	10.0	12.6	9.3	
Yes	3.4	4.6	3.8	3.3	3.8	
I have never belonged to a gang	88.2	88.2	86.2	84.1	86.9	
N of Valid	3254	3166	2997	2096	11513	
N of Miss	140	105	169	78	492	

Table 107: You are at a party at someone's house, and one of your friends offers you a drink containing alcohol. What would you say or do?





Response	6	8	10	12	Total	
Drink it	3.3	13.2	28.4	39.9	19.2	
Tell your friend, 'No thanks, I don't drink' and suggest that you and your friend go and do something else	50.4	47.1	34.3	26.3	40.9	
Just say, 'No thanks' and walk away	30.5	26.5	28.4	27.5	28.3	
Make up a good excuse, tell your friend you had something else to do, and leave	15.8	13.2	9.0	6.3	11.6	
N of Valid	3268	3152	3005	2105	11530	
N of Miss	126	119	161	69	475	

Table 108: How often do you attend religious services or activities?





Response	6	8	10	12	Total	
Never	17.2	13.5	13.1	17.4	15.2	
Rarely	18.4	17.9	21.2	23.3	19.9	
1-2 Times a Month	11.2	14.4	13.7	16.2	13.7	
About Once a Week or More	53.2	54.2	52.0	43.1	51.3	
N of Valid	3167	3152	3013	2116	11448	
N of Miss	227	119	153	58	557	

Table 109: I think sometimes it's okay to cheat at school.

Response	6	8	10	12	Total	
NO!	71.2	42.4	22.7	20.1	41.4	
no	23.1	40.7	43.2	36.7	35.6	
yes	4.9	14.9	29.2	36.7	19.8	
YES!	0.8	2.0	5.0	6.5	3.2	
N of Valid	3285	3170	3014	2110	11579	
N of Miss	109	101	152	64	426	

Table 110: It is important to think before you act.

Response	6	8	10	12	Total	
NO!	1.7	2.2	1.4	1.7	1.7	
no	2.0	3.3	2.6	1.8	2.5	
yes	20.6	34.7	40.8	39.6	33.2	
YES!	75.7	59.7	55.2	57.0	62.5	
N of Valid	3261	3166	3009	2112	11548	
N of Miss	133	105	157	62	457	

Table 111: Sometimes I think that life is not worth it.

Response	6	8	10	12	Total	
NO!	60.8	47.2	40.7	42.1	48.4	
no	19.9	23.7	27.8	29.1	24.7	
yes	13.7	19.7	22.0	21.0	18.9	
YES!	5.5	9.5	9.4	7.9	8.1	
N of Valid	3208	3118	2992	2103	11421	
N of Miss	186	153	174	71	584	

Table 112: At times I think I am no good at all.

Response	6	8	10	12	Total	
NO!	39.2	33.7	27.9	29.6	33.0	
no	22.4	25.0	27.4	27.8	25.4	
yes	28.1	28.3	32.5	32.4	30.1	
YES!	10.3	12.9	12.1	10.2	11.5	
N of Valid	3232	3127	2984	2097	11440	
N of Miss	162	144	182	77	565	

Table 113: All in all, I am inclined to think that I am a failure.

Response	6	8	10	12	Total	
NO!	57.4	46.3	39.1	39.9	46.4	
no	25.3	30.8	35.6	37.7	31.8	
yes	12.2	14.8	17.3	16.0	14.9	
YES!	5.2	8.1	8.0	6.5	6.9	
N of Valid	3203	3127	2992	2105	11427	
N of Miss	191	144	174	69	578	

Table 114: In the past year, have you felt depressed or sad MOST days, even if you felt okay sometimes?

Response	6	8	10	12	Total	
NO!	37.3	34.4	28.2	29.6	32.7	
no	22.3	23.9	27.9	29.2	25.5	
yes	26.5	24.8	27.3	27.1	26.3	
YES!	13.9	16.9	16.6	14.1	15.5	
N of Valid	3246	3144	2988	2106	11484	
N of Miss	148	127	178	68	521	

Table 115: It is all right to beat up people if they start the fight.

Response	6	8	10	12	Total	
NO!	51.8	34.2	23.7	26.1	35.0	
no	21.0	22.9	24.3	22.9	22.7	
yes	15.5	24.5	28.6	27.7	23.6	
YES!	11.7	18.4	23.3	23.3	18.7	
N of Valid	3255	3143	2987	2103	11488	
N of Miss	139	128	179	71	517	

Table 116: I think it is okay to take something without asking if you can get away with it.

Response	6	8	10	12	Total	
NO!	82.6	66.5	55.8	58.2	66.8	
no	14.9	28.6	38.7	36.7	28.8	
yes	1.8	3.8	4.4	4.2	3.5	
YES!	0.7	1.1	1.0	0.9	0.9	
N of Valid	3243	3139	2984	2106	11472	
N of Miss	151	132	182	68	533	

Table 117: Where do you get the most information about living a drug and alcohol free life? Parents/guardians

Response	6	8	10	12	Total	
All the time	59.1	54.3	50.0	45.5	52.9	
Most	18.1	21.6	22.5	21.3	20.8	
Some	11.0	13.5	16.8	18.6	14.6	
Very little	11.7	10.6	10.7	14.6	11.7	
N of Valid	3142	3105	2978	2089	11314	
N of Miss	252	166	188	85	691	

Table 118: Where do you get the most information about living a drug and alcohol free life? Friends

Response	6	8	10	12	Total	
All the time	21.2	17.7	11.5	11.1	15.8	
Most	15.5	16.6	15.8	14.7	15.7	
Some	24.3	27.9	30.8	28.5	27.8	
Very little	39.0	37.8	41.9	45.7	40.7	
N of Valid	3050	3040	2941	2085	11116	
N of Miss	344	231	225	89	889	

Table 119: Where do you get the most information about living a drug and alcohol free life? Family members

Response	6	8	10	12	Total	
All the time	50.6	44.5	35.7	32.2	41.6	
Most	19.8	21.9	24.2	21.6	21.9	
Some	15.7	17.8	22.2	23.2	19.4	
Very little	13.8	15.9	17.9	23.0	17.2	
N of Valid	3058	3069	2953	2082	11162	
N of Miss	336	202	213	92	843	

Table 120: Where do you get the most information about living a drug and alcohol free life? School

Response	6	8	10	12	Total	
All the time	64.4	58.7	46.3	41.1	53.7	
Most	16.3	19.7	25.4	25.1	21.3	
Some	9.1	12.2	17.6	20.6	14.3	
Very little	10.2	9.4	10.7	13.2	10.7	
N of Valid	3100	3085	2969	2087	11241	
N of Miss	294	186	197	87	764	

Table 121: Where do you get the most information about living a drug and alcohol free life? Internet





Response	6	8	10	12	Total	
All the time	20.6	17.9	13.7	13.0	16.6	
Most	12.1	14.2	13.0	12.8	13.1	
Some	22.5	26.4	29.5	30.0	26.8	
Very little	44.7	41.5	43.9	44.1	43.5	
N of Valid	3022	3030	2933	2078	11063	
N of Miss	372	241	233	96	942	

Table 122: Where do you get the most information about living a drug and alcohol free life? TV





Response	6	8	10	12	Total	
All the time	25.7	22.0	14.8	13.9	19.6	
Most	15.8	15.4	15.4	14.5	15.3	
Some	25.9	30.6	31.8	31.4	29.8	
Very little	32.6	32.1	38.0	40.2	35.3	
N of Valid	3038	3038	2934	2081	11091	
N of Miss	356	233	232	93	914	

Table 123: Where do you get the most information about living a drug and alcohol free life? Social media





Response	6	8	10	12	Total	
All the time	18.1	17.7	12.2	12.0	15.3	
Most	10.7	11.3	11.6	10.1	11.0	
Some	20.9	25.0	25.8	27.6	24.6	
Very little	50.3	46.0	50.4	50.3	49.2	
N of Valid	2964	2998	2925	2075	10962	
N of Miss	430	273	241	99	1043	

Table 124: How much do you think people risk harming themselves (physically or in other ways) if they: smoked one or more packs of cigarettes per day?

Response	6	8	10	12	Total	
No risk	10.8	7.2	6.7	5.5	7.8	
Slight risk	6.7	7.1	7.4	7.1	7.1	
Moderate risk	16.7	18.4	17.4	18.6	17.7	
Great risk	65.8	67.4	68.5	68.8	67.5	
N of Valid	3188	3115	2946	2074	11323	
N of Miss	206	156	220	100	682	

Table 125: How much do you think people risk harming themselves (physically or in other ways) if they: try marijuana once or twice?

Response	6	8	10	12	Total	
No risk	13.9	19.0	33.6	43.0	25.8	
Slight risk	20.3	26.2	30.0	27.2	25.7	
Moderate risk	24.7	22.6	16.5	13.4	19.9	
Great risk	41.0	32.2	19.9	16.4	28.6	
N of Valid	3153	3103	2930	2070	11256	
N of Miss	241	168	236	104	749	

Table 126: How much do you think people risk harming themselves (physically or in other ways) if they: smoke marijuana once or twice a week?

Response	6	8	10	12	Total	
No risk	12.8	14.5	22.8	29.2	18.9	
Slight risk	7.9	12.7	20.4	24.0	15.4	
Moderate risk	20.6	24.2	24.6	21.7	22.8	
Great risk	58.7	48.6	32.2	25.2	42.9	
N of Valid	3118	3059	2912	2047	11136	
N of Miss	276	212	254	127	869	

Table 127: How much do you think people risk harming themselves (physically or in other ways) if they: take one or two drinks of an alcoholic beverage (beer, wine, liquor) nearly every day?

Response	6	8	10	12	Total	
No risk	12.9	10.8	10.3	11.6	11.4	
Slight risk	14.6	18.0	21.5	24.5	19.2	
Moderate risk	23.9	27.2	29.4	30.0	27.4	
Great risk	48.6	44.0	38.8	33.9	42.1	
N of Valid	3167	3094	2924	2067	11252	
N of Miss	227	177	242	107	753	

Table 128: How much do you think people risk harming themselves (physically or in other ways) if they: have five or more drinks of an alcoholic beverage once or twice a weekend?

Response	6	8	10	12	Total	
No risk	11.5	8.6	8.0	8.7	9.3	
Slight risk	8.7	9.7	13.0	17.1	11.6	
Moderate risk	22.0	25.0	29.6	31.5	26.5	
Great risk	57.9	56.7	49.4	42.6	52.5	
N of Valid	3166	3096	2933	2071	11266	
N of Miss	228	175	233	103	739	

Table 129: How much do you think people risk harming themselves (physically or in other ways) if they: use prescription drugs that are not prescribed to them?

Response	6	8	10	12	Total	
No risk	10.9	7.2	5.3	5.0	7.3	
Slight risk	5.2	6.8	8.4	8.1	7.0	
Moderate risk	13.2	16.7	21.4	20.9	17.7	
Great risk	70.7	69.3	65.0	66.0	67.9	
N of Valid	3143	3100	2925	2069	11237	
N of Miss	251	171	241	105	768	

Table 130: How much do you think people risk harming themselves (physically or in other ways) if they: use non-prescription drugs to get high?

Response	6	8	10	12	Total	
No risk	11.0	7.3	5.1	4.8	7.3	
Slight risk	3.0	4.6	6.8	7.1	5.2	
Moderate risk	11.9	15.1	21.0	19.8	16.6	
Great risk	74.0	72.9	67.1	68.3	70.9	
N of Valid	3147	3090	2933	2069	11239	
N of Miss	247	181	233	105	766	

Table 131: How much do you think people risk harming themselves (physically or in other ways) if they: use e-cigarettes, e-cigars, or e-hookahs?

Response	6	8	10	12	Total	
No risk	13.2	14.5	21.3	24.5	17.8	
Slight risk	12.0	21.2	29.7	31.0	22.7	
Moderate risk	21.6	23.6	19.7	20.3	21.5	
Great risk	53.1	40.6	29.2	24.1	38.1	
N of Valid	3137	3083	2928	2067	11215	
N of Miss	257	188	238	107	790	

Table 132: Have you ever used smokeless tobacco (chew, snuff, plug, dipping tobacco, or chewing tobacco)?

Response	6	8	10	12	Total	
Never	96.1	91.9	85.3	78.7	89.0	
Once or Twice	3.1	5.7	7.5	9.9	6.2	
Once in a while but not regularly	0.5	1.1	2.8	3.5	1.8	
Regularly in the past	0.1	0.6	1.3	3.4	1.2	
Regularly now	0.2	0.7	3.1	4.5	1.9	
N of Valid	3226	3113	2941	2076	11356	
N of Miss	168	158	225	98	649	

Table 133: How often have you used smokeless tobacco during the past 30 days?

Response	6	8	10	12	Total	
Not at all	99.0	97.3	93.9	91.1	95.8	
Once or twice	0.7	1.6	2.3	3.3	1.8	
Once or twice per week	0.1	0.4	0.4	0.6	0.4	
Three to five times per week	0.1	0.3	0.8	0.5	0.4	
About once a day	0.1	0.0	0.6	0.9	0.3	
More than once a day	0.0	0.4	2.0	3.6	1.3	
N of Valid	3221	3106	2933	2071	11331	
N of Miss	173	165	233	103	674	

Table 134: Have you ever smoked cigarettes?

Response	6	8	10	12	Total	
Never	94.6	86.5	76.5	66.7	82.6	
Once or Twice	4.3	9.5	12.9	16.7	10.2	
Once in a while but not regularly	0.6	2.3	5.5	8.4	3.8	
Regularly in the past	0.3	1.3	2.5	4.3	1.9	
Regularly now	0.1	0.5	2.5	4.0	1.6	
N of Valid	3224	3103	2927	2073	11327	
N of Miss	170	168	239	101	678	

Table 135: How frequently have you smoked cigarettes during the past 30 days?

Response	6	8	10	12	Total	
Not at all	99.2	97.1	92.7	88.4	94.9	
Less than one cigarette per day	0.7	1.8	4.4	6.5	3.0	
One to five cigarettes per day	0.1	0.8	1.7	3.4	1.3	
About one-half pack per day	0.0	0.2	0.8	0.9	0.4	
About one pack per day	0.0	0.1	0.3	0.5	0.2	
About one and one-half packs per day	0.0	0.0	0.1	0.1	0.0	
Two packs or more per day	0.0	0.1	0.1	0.2	0.1	
N of Valid	3213	3098	2928	2066	11305	
N of Miss	181	173	238	108	700	

Table 136: Which statement best describes rules about smoking inside your home or your family cars?

Response	6	8	10	12	Total	
Smoking is not allowed anywhere inside your home or cars	68.5	69.4	70.9	72.1	70.0	
Smoking is allowed in some places and at some times or in some cars	10.4	10.8	10.6	10.2	10.5	
Smoking is allowed anywhere inside the home or cars	2.3	3.2	2.9	3.4	2.9	
There are no rules about smoking inside the home or cars	2.9	3.9	4.7	6.6	4.3	
I don't know	15.9	12.8	10.9	7.8	12.3	
N of Valid	3176	3086	2915	2061	11238	
N of Miss	218	185	251	113	767	

Table 137: Have you ever used e-cigarettes, e-cigars, or e-hookahs?

Response	6	8	10	12	Total	
Never	96.6	88.8	75.3	65.2	83.2	
Once or Twice	2.6	6.9	12.4	15.9	8.8	
Once in a while but not regularly	0.4	2.4	6.7	9.5	4.3	
Regularly in the past	0.2	0.9	3.0	5.3	2.1	
Regularly now	0.2	0.9	2.5	4.2	1.7	
N of Valid	3177	3091	2919	2066	11253	
N of Miss	217	180	247	108	752	

Table 138: How frequently have you used e-cigarettes, e-cigars, or e-hookahs?

Response	6	8	10	12	Total	
Not at all	99.1	95.6	88.3	83.4	92.5	
Less than 10 puffs per day	0.7	2.8	7.5	9.9	4.7	
10 to 50 puffs per day	0.1	1.0	2.7	3.5	1.6	
About one-half cartomiser per day	0.0	0.2	0.8	1.0	0.4	
About one cartomiser per day	0.0	0.2	0.4	1.0	0.3	
About one and one-half cartomisers per day	0.1	0.1	0.0	0.1	0.1	
Two cartomisers or more per day	0.0	0.2	0.3	1.1	0.3	
N of Valid	3165	3071	2891	2043	11170	
N of Miss	229	200	275	131	835	

Table 139: During this school year, were you taught in any of your classes about the dangers of tobacco use?

Response	6	8	10	12	Total	
Never	18.4	22.1	37.8	44.3	29.2	
Rarely	14.4	16.9	21.1	18.8	17.6	
Sometimes	23.4	24.7	20.6	20.0	22.4	
Often	24.1	20.5	13.5	11.8	18.1	
Almost always	19.8	15.7	6.9	5.1	12.6	
N of Valid	3128	3052	2879	2033	11092	
N of Miss	266	219	287	141	913	

Table 140: During the past 12 months, have you participated in any community activities to discourage people your age from using cigarettes, chewing tobacco, snuff, dip or cigars, e-cigarettes, e-cigars, or e-hookahs?

Response	6	8	10	12	Total	
Never	62.5	65.0	73.1	74.4	68.2	
Rarely	13.5	15.3	12.2	12.0	13.4	
Sometimes	12.3	10.5	8.6	8.3	10.1	
Often	6.2	5.8	3.9	3.4	4.9	
Almost always	5.6	3.4	2.2	1.9	3.4	
N of Valid	3084	3034	2878	2039	11035	
N of Miss	310	237	288	135	970	

Table 141: Think back over the last two weeks. How many times have you had five or more alcoholic drinks in a row?

Response	6	8	10	12	Total	
None	98.3	95.6	88.9	81.6	92.1	
Once	0.9	2.0	4.5	6.6	3.2	
Twice	0.6	1.0	2.7	5.5	2.2	
3-5 times	0.1	1.0	2.3	3.7	1.6	
6-9 times	0.0	0.1	0.8	1.0	0.4	
10 or more times	0.1	0.3	0.7	1.5	0.5	
N of Valid	3149	3070	2888	2037	11144	
N of Miss	245	201	278	137	861	

Table 142: During the past 30 days, how many times did you ride in a car or other vehicle driven by someone who had been drinking alcohol or using drugs to get high?

Response	6	8	10	12	Total	
0 times	90.8	88.3	85.2	83.8	87.4	
1 time	4.7	5.5	6.5	5.6	5.6	
2 or 3 times	2.2	3.0	4.5	5.5	3.6	
4 or 5 times	0.6	1.0	1.6	2.1	1.3	
6 or more times	1.6	2.2	2.2	3.0	2.2	
N of Valid	3130	3053	2879	2033	11095	
N of Miss	264	218	287	141	910	

Table 143: During the past 30 days, how many times did you drive a car or other vehicle when you had been drinking alcohol or using drugs to get high?

Response	6	8	10	12	Total	
I did not drive a car in the past 30 days	53.0	58.9	43.3	21.8	46.2	
0 times	46.0	39.3	53.3	69.8	50.6	
1 time	0.6	0.9	1.6	3.6	1.5	
2 or 3 times	0.2	0.4	0.8	2.6	0.9	
4 or 5 times	0.1	0.1	0.4	0.8	0.3	
6 or more times	0.2	0.2	0.5	1.4	0.5	
N of Valid	3001	2950	2824	2027	10802	
N of Miss	393	321	342	147	1203	

Table 144: If you drank alcohol (not just a sip or taste) in the past year, how did you usually get it?

Response	6	8	10	12	Total
I did not drink alcohol in the past year	94.9	86.9	70.7	54.4	79.0
I bought it myself with a fake ID	0.2	0.1	0.1	0.5	0.2
I bought it myself without a fake ID	0.0	0.2	0.3	1.1	0.3
I got it from someone I know age 21 or older	0.9	2.1	8.8	21.6	7.1
I got it from someone I know under age 21	0.2	1.6	4.4	7.1	2.9
I got it from my brother or sister	0.1	0.7	1.1	1.3	0.7
I got it from home with my parents' permission	0.7	2.0	4.3	5.4	2.9
I got it from home without my parents' permission	0.5	2.1	2.8	1.4	1.7
I got it from another relative	0.1	1.5	1.5	1.1	1.0
A stranger bought it for me	0.1	0.2	0.3	0.7	0.3
I took it from a store or shop	0.0	0.1	0.0	0.1	0.1
Other	2.3	2.7	5.7	5.4	3.9
N of Valid	3052	3015	2819	1992	10878
N of Miss	342	256	347	182	1127

Table 145: If you drank alcohol (not just a sip or taste) in the past year, where did you usually drink it?

Response	6	8	10	12	Total
I did not drink alcohol in the past year	96.0	87.3	71.3	54.9	79.7
At my home	2.1	5.7	10.1	12.7	7.1
At someone else's home	0.9	4.9	14.6	26.3	10.2
At an open area like a park, beach, field, back road, woods, or a street corner	0.4	0.9	2.3	4.2	1.7
At a sporting event or concert	0.1	0.1	0.3	0.2	0.1
At a restaurant, bar, or a nightclub	0.1	0.2	0.2	0.6	0.2
At an empty building or a construction site	0.1	0.2	0.1	0.3	0.2
At a hotel/motel	0.1	0.2	0.2	0.3	0.2
An a car	0.1	0.2	0.6	0.3	0.3
At school	0.1	0.4	0.4	0.3	0.3
N of Valid	3040	3011	2817	1986	10854
N of Miss	354	260	349	188	1151

Table 146: How do you feel about someone your age having one or two drinks of an alcoholic beverage nearly every day?

Response	6	8	10	12	Total	
Neither approve nor disapprove	17.6	23.5	32.5	32.4	25.9	
Somewhat disapprove	5.6	14.0	20.2	23.7	15.1	
Strongly disapprove	64.5	52.9	38.4	36.3	49.2	
Don't know or can't say	12.4	9.6	8.9	7.6	9.8	
N of Valid	3020	3000	2847	2015	10882	
N of Miss	374	271	319	159	1123	

Table 147: On how many occasions have you had alcoholic beverages (beer, wine or hard liquor) to drink in your lifetime - more than just a few sips?

Response	6	8	10	12	Total	
0	91.9	80.1	60.8	45.1	72.0	
1-2	5.4	10.4	12.6	12.3	9.9	
3-5	1.5	4.2	8.8	9.9	5.7	
6-9	0.4	1.8	4.9	7.6	3.3	
10-19	0.4	1.5	6.1	9.4	3.8	
20-39	0.1	0.9	3.2	6.9	2.4	
40	0.2	1.1	3.6	8.8	2.9	
N of Valid	3134	3062	2876	2040	11112	
N of Miss	260	209	290	134	893	

Table 148: On how many occasions have you drunk one or more drinks of an alcoholic beverage during the past 30 days?

Response	6	8	10	12	Total	
0	98.8	94.3	85.0	73.5	89.4	
1-2	0.8	4.0	8.2	14.6	6.1	
3-5	0.3	0.8	3.4	6.5	2.4	
6-9	0.1	0.4	1.7	2.5	1.0	
10-19	0.0	0.3	1.0	1.4	0.6	
20-39	0.0	0.1	0.3	0.8	0.2	
40	0.0	0.1	0.3	0.7	0.3	
N of Valid	3114	3057	2866	2030	11067	
N of Miss	280	214	300	144	938	

Table 149: On how many occasions have you used marijuana (grass, pot) or hashish (hash, hash oil) in your lifetime?

Response	6	8	10	12	Total	
0	98.5	92.6	78.7	67.9	86.1	
1-2	0.9	2.7	5.8	7.1	3.8	
3-5	0.2	1.5	3.0	4.1	2.0	
6-9	0.1	0.7	2.2	3.4	1.4	
10-19	0.1	0.8	2.1	3.8	1.5	
20-39	0.1	0.6	2.6	2.9	1.4	
40	0.1	1.1	5.7	10.8	3.8	
N of Valid	3112	3055	2849	2026	11042	
N of Miss	282	216	317	148	963	

Table 150: On how many occasions have you used marijuana (grass, pot) or hashish (hash, hash oil) during the past 30 days?

Response	6	8	10	12	Total	
0	99.5	96.7	90.1	84.5	93.6	
1-2	0.4	1.6	3.4	5.4	2.4	
3-5	0.1	0.6	1.9	2.7	1.2	
6-9	0.0	0.6	1.0	2.1	0.8	
10-19	0.0	0.2	1.2	2.1	0.8	
20-39	0.0	0.1	0.7	1.0	0.4	
40	0.0	0.2	1.7	2.2	0.9	
N of Valid	3108	3053	2861	2031	11053	
N of Miss	286	218	305	143	952	

Table 151: On how many occasions have you used LSD or other psychedelics in your lifetime?

Response	6	8	10	12	Total	
0	99.8	99.4	98.0	95.8	98.5	
1-2	0.2	0.4	0.9	2.2	0.8	
3-5	0.0	0.1	0.5	1.0	0.4	
6-9	0.0	0.0	0.3	0.5	0.2	
10-19	0.0	0.1	0.1	0.3	0.1	
20-39	0.0	0.0	0.0	0.1	0.0	
40	0.0	0.0	0.1	0.1	0.1	
N of Valid	3070	3054	2859	2030	11013	
N of Miss	324	217	307	144	992	

Table 152: On how many occasions have you used LSD or other psychedelics during the past 30 days?

Response	6	8	10	12	Total
0	99.9	99.8	99.5	98.5	99.5
1-2	0.0	0.2	0.4	0.9	0.3
3-5	0.0	0.0	0.0	0.3	0.1
6-9	0.0	0.0	0.0	0.2	0.0
10-19	0.0	0.0	0.0	0.0	0.0
20-39	0.0	0.0	0.0	0.0	0.0
40	0.0	0.0	0.0	0.0	0.0
N of Valid	3060	3045	2863	2032	11000
N of Miss	334	226	303	142	1005

Table 153: On how many occasions have you used cocaine or crack in your lifetime?

Response	6	8	10	12	Total
0	99.8	99.2	98.7	97.7	99.0
1-2	0.1	0.6	0.9	1.4	0.7
3-5	0.0	0.1	0.2	0.2	0.2
6-9	0.0	0.0	0.1	0.3	0.1
10-19	0.0	0.0	0.0	0.2	0.1
20-39	0.0	0.0	0.0	0.0	0.0
40	0.0	0.0	0.1	0.2	0.1
N of Valid	3107	3055	2857	2030	11049
N of Miss	287	216	309	144	956

Table 154: On how many occasions have you used cocaine or crack during the past 30 days?

Response	6	8	10	12	Total
0	99.9	99.8	99.6	99.3	99.7
1-2	0.1	0.2	0.2	0.6	0.3
3-5	0.0	0.0	0.1	0.0	0.0
6-9	0.0	0.0	0.0	0.1	0.0
10-19	0.0	0.0	0.0	0.0	0.0
20-39	0.0	0.0	0.0	0.0	0.0
40	0.0	0.0	0.0	0.0	0.0
N of Valid	3092	3042	2846	2031	11011
N of Miss	302	229	320	143	994

Table 155: On how many occasions have you sniffed glue, breathed the contents of an aerosol spray can, or inhaled other gases or sprays, in order to get high in your lifetime?

Response	6	8	10	12	Total
0	96.4	94.4	94.6	96.4	95.4
1-2	2.3	3.4	2.9	1.9	2.7
3-5	0.6	0.8	1.4	0.8	0.9
6-9	0.3	0.3	0.2	0.4	0.3
10-19	0.1	0.5	0.3	0.2	0.3
20-39	0.0	0.2	0.1	0.2	0.1
40	0.3	0.4	0.5	0.1	0.3
N of Valid	3101	3048	2851	2030	11030
N of Miss	293	223	315	144	975

Table 156: On how many occasions have you sniffed glue, breathed the contents of an aerosol spray can, or inhaled other gases or sprays, in order to get high during the past 30 days?

Response	6	8	10	12	Total
0	98.2	98.0	98.5	99.3	98.4
1-2	1.3	1.1	1.0	0.3	1.0
3-5	0.3	0.5	0.4	0.2	0.4
6-9	0.0	0.3	0.1	0.1	0.1
10-19	0.1	0.1	0.0	0.1	0.1
20-39	0.0	0.1	0.0	0.0	0.0
40	0.1	0.0	0.0	0.0	0.0
N of Valid	3102	3042	2852	2028	11024
N of Miss	292	229	314	146	981

Table 157: On how many occasions have you used Daztrex in your lifetime?

Response	6	8	10	12	Total
0	100.0	100.0	100.0	100.0	100.0
1-2	0.0	0.0	0.0	0.0	0.0
3-5	0.0	0.0	0.0	0.0	0.0
6-9	0.0	0.0	0.0	0.0	0.0
10-19	0.0	0.0	0.0	0.0	0.0
20-39	0.0	0.0	0.0	0.0	0.0
40	0.0	0.0	0.0	0.0	0.0
N of Valid	3039	3030	2849	2029	10947
N of Miss	355	241	317	145	1058

Table 158: On how many occasions have you used Daztrex during the past 30 days?

Response	6	8	10	12	Total
0	100.0	100.0	100.0	100.0	100.0
1-2	0.0	0.0	0.0	0.0	0.0
3-5	0.0	0.0	0.0	0.0	0.0
6-9	0.0	0.0	0.0	0.0	0.0
10-19	0.0	0.0	0.0	0.0	0.0
20-39	0.0	0.0	0.0	0.0	0.0
40	0.0	0.0	0.0	0.0	0.0
N of Valid	3048	3037	2848	2028	10961
N of Miss	346	234	318	146	1044

Table 159: On how many occasions have you used synthetic marijuana (K2, spice) in your lifetime?

Response	6	8	10	12	Total
0	99.5	98.6	96.7	96.4	97.9
1-2	0.5	0.8	1.9	2.6	1.3
3-5	0.0	0.2	0.4	0.5	0.3
6-9	0.0	0.1	0.2	0.1	0.1
10-19	0.0	0.1	0.4	0.1	0.2
20-39	0.0	0.1	0.2	0.1	0.1
40	0.0	0.0	0.2	0.2	0.1
N of Valid	3079	3031	2841	2029	10980
N of Miss	315	240	325	145	1025

Table 160: On how many occasions have you used synthetic marijuana (K2, spice) during the past 30 days?

Response	6	8	10	12	Total
0	99.8	99.4	99.1	99.5	99.4
1-2	0.2	0.5	0.6	0.3	0.4
3-5	0.0	0.1	0.1	0.1	0.1
6-9	0.0	0.0	0.1	0.0	0.0
10-19	0.0	0.0	0.1	0.0	0.0
20-39	0.0	0.0	0.0	0.0	0.0
40	0.0	0.0	0.0	0.0	0.0
N of Valid	3081	3034	2842	2028	10985
N of Miss	313	237	324	146	1020

Table 161: On how many occasions have you used methamphetamines (meth, speed, crank, crystal meth) in your lifetime?

Response	6	8	10	12	Total
0	99.8	99.5	98.9	98.9	99.3
1-2	0.1	0.3	0.7	0.5	0.4
3-5	0.0	0.0	0.1	0.3	0.1
6-9	0.0	0.1	0.0	0.2	0.1
10-19	0.0	0.0	0.1	0.0	0.0
20-39	0.0	0.0	0.0	0.0	0.0
40	0.1	0.0	0.1	0.0	0.1
N of Valid	3078	3031	2840	2027	10976
N of Miss	316	240	326	147	1029

Table 162: On how many occasions have you used methamphetamines (meth, speed, crank, crystal meth) in the past 30 days?

Response	6	8	10	12	Total
0	99.9	99.7	99.8	99.7	99.8
1-2	0.0	0.1	0.1	0.3	0.1
3-5	0.0	0.1	0.1	0.0	0.0
6-9	0.0	0.0	0.0	0.0	0.0
10-19	0.0	0.0	0.0	0.0	0.0
20-39	0.0	0.0	0.0	0.0	0.0
40	0.0	0.0	0.0	0.0	0.0
N of Valid	3068	3027	2840	2024	10959
N of Miss	326	244	326	150	1046

Table 163: On how many occasions have you used other chemical products (bath salts, plant food, etc.) in your lifetime?

Response	6	8	10	12	Total
0	97.9	98.3	99.1	99.7	98.7
1-2	1.1	1.2	0.6	0.0	0.8
3-5	0.4	0.2	0.1	0.1	0.2
6-9	0.2	0.1	0.1	0.0	0.1
10-19	0.1	0.1	0.0	0.1	0.1
20-39	0.1	0.0	0.0	0.0	0.0
40	0.3	0.1	0.1	0.0	0.1
N of Valid	3047	3026	2842	2027	10942
N of Miss	347	245	324	147	1063

Table 164: On how many occasions have you used other chemical products (bath salts, plant food, etc.) during the past 30 days?

Response	6	8	10	12	Total
0	99.0	99.0	99.8	100.0	99.4
1-2	0.6	0.7	0.1	0.0	0.4
3-5	0.1	0.2	0.0	0.0	0.1
6-9	0.1	0.0	0.0	0.0	0.0
10-19	0.0	0.0	0.0	0.0	0.0
20-39	0.0	0.0	0.0	0.0	0.0
40	0.1	0.0	0.0	0.0	0.0
N of Valid	3037	3023	2836	2026	10922
N of Miss	357	248	330	148	1083

Table 165: On how many occasions have you used heroin or other opiates in your lifetime?

Response	6	8	10	12	Total
0	99.9	99.6	99.3	98.9	99.5
1-2	0.0	0.2	0.3	0.4	0.2
3-5	0.0	0.1	0.2	0.1	0.1
6-9	0.0	0.0	0.0	0.0	0.0
10-19	0.0	0.0	0.0	0.2	0.0
20-39	0.0	0.0	0.0	0.0	0.0
40	0.0	0.0	0.1	0.2	0.1
N of Valid	3042	3030	2836	2026	10934
N of Miss	352	241	330	148	1071

Table 166: On how many occasions have you used heroin or other opiates during the past 30 days?

Response	6	8	10	12	Total
0	100.0	99.8	99.8	99.6	99.8
1-2	0.0	0.1	0.0	0.2	0.1
3-5	0.0	0.0	0.0	0.1	0.0
6-9	0.0	0.0	0.1	0.0	0.0
10-19	0.0	0.0	0.0	0.0	0.0
20-39	0.0	0.0	0.0	0.0	0.0
40	0.0	0.0	0.1	0.0	0.0
N of Valid	3047	3028	2838	2022	10935
N of Miss	347	243	328	152	1070

Table 167: On how many occasions have you used MDMA ('X', 'E', or ecstasy) in your lifetime?

Response	6	8	10	12	Total
0	99.9	99.6	98.9	97.3	99.1
1-2	0.0	0.3	0.5	1.8	0.6
3-5	0.0	0.0	0.3	0.5	0.2
6-9	0.0	0.0	0.1	0.1	0.1
10-19	0.0	0.1	0.0	0.1	0.0
20-39	0.0	0.0	0.1	0.1	0.0
40	0.0	0.0	0.0	0.0	0.0
N of Valid	3024	3011	2832	2022	10889
N of Miss	370	260	334	152	1116

Table 168: On how many occasions have you used MDMA ('X', 'E', or ecstasy) during the past 30 days?

Response	6	8	10	12	Total
0	100.0	99.8	99.9	99.2	99.8
1-2	0.0	0.1	0.1	0.7	0.2
3-5	0.0	0.0	0.0	0.0	0.0
6-9	0.0	0.0	0.0	0.0	0.0
10-19	0.0	0.0	0.0	0.0	0.0
20-39	0.0	0.0	0.0	0.0	0.0
40	0.0	0.0	0.0	0.0	0.0
N of Valid	3017	3014	2831	2018	10880
N of Miss	377	257	335	156	1125

Table 169: On how many occasions have you taken prescription drugs (such as Valium, Xanax, Ritalin, Adderall, OxyContin, Darvocet, or sleeping pills) not prescribed to you in your lifetime?

Response	6	8	10	12	Total
0	96.9	95.2	91.2	86.8	93.1
1-2	1.4	2.0	3.2	4.7	2.6
3-5	0.7	1.0	2.0	2.6	1.5
6-9	0.2	0.5	1.0	1.8	0.8
10-19	0.1	0.4	1.2	1.6	0.8
20-39	0.4	0.2	0.4	0.9	0.4
40	0.3	0.7	1.0	1.6	0.8
N of Valid	3052	3030	2835	2020	10937
N of Miss	342	241	331	154	1068

Table 170: On how many occasions have you taken prescription drugs (such as Valium, Xanax, Ritalin, Adderall, OxyContin, Darvocet, or sleeping pills) not prescribed to you during the past 30 days?

Response	6	8	10	12	Total
0	98.7	97.8	96.3	94.7	97.1
1-2	0.5	1.3	1.8	3.1	1.5
3-5	0.2	0.4	1.0	1.0	0.6
6-9	0.2	0.2	0.2	0.6	0.3
10-19	0.1	0.1	0.4	0.4	0.2
20-39	0.1	0.0	0.1	0.1	0.1
40	0.1	0.1	0.1	0.1	0.1
N of Valid	3045	3023	2836	2021	10925
N of Miss	349	248	330	153	1080

Table 171: On how many occasions have you taken non-prescription medicines such as diet pills (for example, Dietac, Dexatrim or Prolamine), stay-awake pills (for example No-Doz, Vivarin, or Wake), or cough or cold medicines (robos, DXM, etc.) to get high in your lifetime?

Response	6	8	10	12	Total
0	98.9	97.5	96.0	95.8	97.2
1-2	0.3	0.9	1.5	1.3	1.0
3-5	0.2	0.5	0.8	0.8	0.5
6-9	0.1	0.4	0.7	0.9	0.5
10-19	0.0	0.3	0.3	0.5	0.3
20-39	0.1	0.2	0.2	0.2	0.2
40	0.4	0.2	0.4	0.4	0.3
N of Valid	3053	3033	2830	2020	10936
N of Miss	341	238	336	154	1069

Table 172: On how many occasions have you taken non-prescription medicines such as diet pills (for example, Dietac, Dexatrim or Prolamine), stay-awake pills (for example No-Doz, Vivarin, or Wake), or cough or cold medicines (robos, DXM, etc.) to get high during the past 30 days?

Response	6	8	10	12	Total
0	99.4	98.8	98.7	98.3	98.9
1-2	0.3	0.8	0.7	0.9	0.7
3-5	0.1	0.2	0.2	0.4	0.2
6-9	0.0	0.2	0.1	0.2	0.1
10-19	0.1	0.0	0.1	0.0	0.1
20-39	0.0	0.0	0.0	0.1	0.0
40	0.0	0.0	0.1	0.0	0.0
N of Valid	3058	3019	2825	2020	10922
N of Miss	336	252	341	154	1083

Table 173: On how many occasions have you been drunk or very high from drinking alcoholic beverages during the past 30 days?

Response	6	8	10	12	Total
0	99.4	97.1	90.6	81.9	93.3
1-2	0.5	1.9	4.6	10.4	3.7
3-5	0.1	0.5	2.4	4.0	1.5
6-9	0.0	0.2	1.1	1.6	0.7
10-19	0.0	0.2	0.8	1.0	0.4
20-39	0.0	0.0	0.2	0.4	0.1
40	0.0	0.1	0.3	0.7	0.2
N of Valid	3054	3025	2827	2006	10912
N of Miss	340	246	339	168	1093

Table 174: On how many occasions have you drunk flavored alcoholic beverages, sometimes called 'alcopops' (like Mike's Hard Lemonade, Smirnoff Ice, Bacardi Breezers, etc.) in your lifetime?

Response	6	8	10	12	Total
0	96.9	89.3	77.7	63.1	83.6
1-2	2.2	5.9	8.1	9.4	6.1
3-5	0.6	2.4	5.6	8.5	3.9
6-9	0.2	0.7	3.5	5.5	2.2
10-19	0.1	0.7	2.1	5.7	1.8
20-39	0.0	0.4	1.0	3.5	1.0
40	0.1	0.6	2.0	4.4	1.5
N of Valid	3055	3032	2826	2015	10928
N of Miss	339	239	340	159	1077

Table 175: On how many occasions have you drunk flavored alcoholic beverages, sometimes called 'alcopops' (like Mike's Hard Lemonade, Smirnoff Ice, Bacardi Breezers, etc.) during the past 30 days?

Response	6	8	10	12	Total	
0	99.1	96.3	91.5	83.5	93.5	
1-2	0.6	2.4	4.9	9.8	3.9	
3-5	0.1	0.7	1.9	3.5	1.3	
6-9	0.0	0.3	0.9	1.7	0.6	
10-19	0.0	0.1	0.4	0.5	0.2	
20-39	0.0	0.1	0.1	0.4	0.1	
40	0.1	0.1	0.3	0.5	0.2	
N of Valid	3048	3029	2832	2021	10930	
N of Miss	346	242	334	153	1075	

Table 176: If you used prescription drugs or over the counter drugs without a doctor telling you to use it or for the purpose of getting high, where did you get these drugs? - Did not use

Response	6	8	10	12	Total	
No	13.8	12.2	17.9	17.1	15.0	
Yes	86.2	87.8	82.1	82.9	85.0	
N of Valid	3394	3271	3166	2174	12005	
N of Miss	0	0	0	0	0	

Table 177: If you used prescription drugs or over the counter drugs without a doctor telling you to use it or for the purpose of getting high, where did you get these drugs? - Bought or took from store or shop

Response	6	8	10	12	Total	
No	99.8	99.6	99.1	99.1	99.5	
Yes	0.2	0.4	0.9	0.9	0.5	
N of Valid	3394	3271	3166	2174	12005	
N of Miss	0	0	0	0	0	

Table 178: If you used prescription drugs or over the counter drugs without a doctor telling you to use it or for the purpose of getting high, where did you get these drugs? - Got from parents with permission

Response	6	8	10	12	Total	
No	99.3	99.2	98.9	98.9	99.1	
Yes	0.7	0.8	1.1	1.1	0.9	
N of Valid	3394	3271	3166	2174	12005	
N of Miss	0	0	0	0	0	

Table 179: If you used prescription drugs or over the counter drugs without a doctor telling you to use it or for the purpose of getting high, where did you get these drugs? - Got from home without permission

Response	6	8	10	12	Total	
No	99.7	99.1	98.7	98.0	99.0	
Yes	0.3	0.9	1.3	2.0	1.0	
N of Valid	3394	3271	3166	2174	12005	
N of Miss	0	0	0	0	0	

Table 180: If you used prescription drugs or over the counter drugs without a doctor telling you to use it or for the purpose of getting high, where did you get these drugs? - Got from relative with permission

Response	6	8	10	12	Total	
No	99.8	99.7	99.7	99.1	99.6	
Yes	0.2	0.3	0.3	0.9	0.4	
N of Valid	3394	3271	3166	2174	12005	
N of Miss	0	0	0	0	0	

Table 181: If you used prescription drugs or over the counter drugs without a doctor telling you to use it or for the purpose of getting high, where did you get these drugs? - Got from relative without permission

Response	6	8	10	12	Total	
No	99.9	99.7	99.5	99.1	99.6	
Yes	0.1	0.3	0.5	0.9	0.4	
N of Valid	3394	3271	3166	2174	12005	
N of Miss	0	0	0	0	0	

Table 182: If you used prescription drugs or over the counter drugs without a doctor telling you to use it or for the purpose of getting high, where did you get these drugs? -
Got from friend's home with permission

Response	6	8	10	12	Total	
No	99.9	99.5	99.2	98.8	99.4	
Yes	0.1	0.5	0.8	1.2	0.6	
N of Valid	3394	3271	3166	2174	12005	
N of Miss	0	0	0	0	0	

Table 183: If you used prescription drugs or over the counter drugs without a doctor telling you to use it or for the purpose of getting high, where did you get these drugs? -
Got from friend's home without permission

Response	6	8	10	12	Total	
No	99.9	99.8	99.7	99.4	99.7	
Yes	0.1	0.2	0.3	0.6	0.3	
N of Valid	3394	3271	3166	2174	12005	
N of Miss	0	0	0	0	0	

Table 184: If you used prescription drugs or over the counter drugs without a doctor telling you to use it or for the purpose of getting high, where did you get these drugs? -
Got from friend at school

Response	6	8	10	12	Total	
No	100.0	99.5	98.6	98.8	99.3	
Yes	0.0	0.5	1.4	1.2	0.7	
N of Valid	3394	3271	3166	2174	12005	
N of Miss	0	0	0	0	0	

Table 185: If you used prescription drugs or over the counter drugs without a doctor telling you to use it or for the purpose of getting high, where did you get these drugs? -
Got from friend at party

Response	6	8	10	12	Total	
No	99.9	99.6	99.1	98.8	99.4	
Yes	0.1	0.4	0.9	1.2	0.6	
N of Valid	3394	3271	3166	2174	12005	
N of Miss	0	0	0	0	0	

Table 186: If you used prescription drugs or over the counter drugs without a doctor telling you to use it or for the purpose of getting high, where did you get these drugs? - Got from friend, elsewhere

Response	6	8	10	12	Total
No	99.8	99.4	98.3	96.7	98.7
Yes	0.2	0.6	1.7	3.3	1.3
N of Valid	3394	3271	3166	2174	12005
N of Miss	0	0	0	0	0

Table 187: If you used prescription drugs or over the counter drugs without a doctor telling you to use it or for the purpose of getting high, where did you get these drugs? - Got from internet sale

Response	6	8	10	12	Total
No	99.9	99.9	99.9	99.8	99.9
Yes	0.1	0.1	0.1	0.2	0.1
N of Valid	3394	3271	3166	2174	12005
N of Miss	0	0	0	0	0

Table 188: During the last month, about how many marijuana cigarettes, or the equivalent, did you smoke a day, on the average?

Response	6	8	10	12	Total
None	99.4	96.2	90.3	86.6	93.8
Less than 1 a day	0.4	1.7	4.2	5.6	2.7
1 a day	0.1	0.6	1.3	2.0	0.9
2-3 a day	0.1	0.8	2.1	2.9	1.3
4-6 a day	0.0	0.4	1.0	1.4	0.6
7-10 a day	0.0	0.2	0.3	0.7	0.3
11 or more a day	0.0	0.2	0.8	0.8	0.4
N of Valid	3019	2990	2787	1989	10785
N of Miss	375	281	379	185	1220

Table 189: How wrong do your friends feel it would be for YOU to: have one or two drinks of an alcoholic beverage nearly every day?

Response	6	8	10	12	Total	
Very wrong	83.3	66.4	47.2	37.7	60.9	
Wrong	10.6	18.8	24.6	25.4	19.2	
A little bit wrong	4.6	9.3	15.7	20.6	11.7	
Not at all wrong	1.5	5.5	12.5	16.3	8.2	
N of Valid	3017	2982	2785	1986	10770	
N of Miss	377	289	381	188	1235	

Table 190: How wrong do your friends feel it would be for YOU to: smoke tobacco?

Response	6	8	10	12	Total	
Very wrong	88.8	73.9	57.3	45.9	68.6	
Wrong	7.4	15.8	20.6	23.4	16.1	
A little bit wrong	2.4	6.0	11.4	15.8	8.2	
Not at all wrong	1.4	4.3	10.7	14.9	7.1	
N of Valid	3001	2979	2775	1981	10736	
N of Miss	393	292	391	193	1269	

Table 191: How wrong do your friends feel it would be for YOU to: smoke marijuana?

Response	6	8	10	12	Total	
Very wrong	91.6	73.2	49.3	37.9	65.6	
Wrong	5.0	11.3	16.9	17.6	12.2	
A little bit wrong	1.7	7.8	13.9	17.9	9.6	
Not at all wrong	1.6	7.7	20.0	26.6	12.7	
N of Valid	2991	2978	2776	1980	10725	
N of Miss	403	293	390	194	1280	

Table 192: How wrong do your friends feel it would be for YOU to: use prescription drugs not prescribed to you?

Response	6	8	10	12	Total	
Very wrong	89.3	78.2	67.8	63.2	75.8	
Wrong	7.5	14.0	18.1	21.0	14.5	
A little bit wrong	2.0	4.6	8.1	9.1	5.6	
Not at all wrong	1.1	3.3	6.1	6.7	4.0	
N of Valid	3001	2966	2774	1982	10723	
N of Miss	393	305	392	192	1282	

Table 193: How wrong would most adults (over 21) in your neighborhood think it is for kids your age: to use marijuana?

Response	6	8	10	12	Total	
Very wrong	89.4	78.8	66.7	60.6	75.3	
Wrong	7.1	12.6	18.5	20.4	14.0	
A little bit wrong	2.2	5.4	8.5	12.2	6.6	
Not at all wrong	1.3	3.3	6.2	6.9	4.2	
N of Valid	2985	2961	2769	1979	10694	
N of Miss	409	310	397	195	1311	

Table 194: How wrong would most adults (over 21) in your neighborhood think it is for kids your age: to drink alcohol?

Response	6	8	10	12	Total	
Very wrong	85.1	73.1	61.8	51.0	69.4	
Wrong	9.2	15.7	20.7	22.9	16.5	
A little bit wrong	4.0	7.2	11.8	18.1	9.5	
Not at all wrong	1.7	4.0	5.8	8.0	4.6	
N of Valid	2968	2964	2762	1976	10670	
N of Miss	426	307	404	198	1335	

Table 195: How wrong would most adults (over 21) in your neighborhood think it is for kids your age: to smoke cigarettes?

Response	6	8	10	12	Total	
Very wrong	86.8	77.0	67.8	57.4	73.7	
Wrong	8.2	13.8	18.4	22.9	15.1	
A little bit wrong	3.2	5.8	8.7	11.6	6.9	
Not at all wrong	1.8	3.4	5.1	8.0	4.3	
N of Valid	2950	2956	2755	1976	10637	
N of Miss	444	315	411	198	1368	

Table 196: How much do each of the following statements describe your neighborhood? crime and/or drug selling

Response	6	8	10	12	Total	
NO!	81.9	71.5	64.9	65.2	71.5	
no	12.0	18.4	22.6	22.2	18.4	
yes	4.5	7.6	9.8	9.5	7.7	
YES!	1.6	2.5	2.7	3.1	2.4	
N of Valid	2942	2938	2747	1979	10606	
N of Miss	452	333	419	195	1399	

Table 197: How much do each of the following statements describe your neighborhood? fights

Response	6	8	10	12	Total	
NO!	73.3	65.9	63.3	64.7	67.1	
no	15.5	21.7	25.9	26.3	21.9	
yes	8.5	9.2	8.8	6.9	8.5	
YES!	2.7	3.2	2.0	2.1	2.5	
N of Valid	2937	2924	2742	1975	10578	
N of Miss	457	347	424	199	1427	

Table 198: How much do each of the following statements describe your neighborhood? lots of empty or abandoned buildings

Response	6	8	10	12	Total	
NO!	76.6	69.6	66.0	66.3	70.0	
no	16.1	22.3	26.3	26.4	22.4	
yes	5.9	6.3	6.1	5.6	6.0	
YES!	1.5	1.8	1.6	1.7	1.6	
N of Valid	2925	2928	2737	1974	10564	
N of Miss	469	343	429	200	1441	

Table 199: How much do each of the following statements describe your neighborhood? lots of graffiti

Response	6	8	10	12	Total	
NO!	84.4	77.4	72.4	73.4	77.3	
no	12.2	19.7	24.8	24.0	19.8	
yes	2.4	2.1	2.0	1.7	2.1	
YES!	0.9	0.8	0.8	0.9	0.9	
N of Valid	2866	2901	2731	1968	10466	
N of Miss	528	370	435	206	1539	

Table 200: I feel safe in my neighborhood.

Response	6	8	10	12	Total	
NO!	8.1	6.3	5.4	6.2	6.5	
no	6.9	8.9	7.1	7.3	7.6	
yes	27.8	32.9	38.3	34.7	33.2	
YES!	57.3	51.9	49.2	51.9	52.7	
N of Valid	2954	2937	2747	1971	10609	
N of Miss	440	334	419	203	1396	

Table 201: If a kid smoked marijuana in your neighborhood would he or she be caught by the police?





Response	6	8	10	12	Total	
NO!	11.5	14.8	17.7	21.8	15.9	
no	19.3	33.1	46.5	49.8	35.9	
yes	29.8	29.4	22.6	19.4	25.9	
YES!	39.3	22.7	13.1	9.0	22.3	
N of Valid	2905	2894	2694	1956	10449	
N of Miss	489	377	472	218	1556	

Table 202: If a kid drank some beer, wine or hard liquor (for example, vodka, whiskey, or gin) in your neighborhood would he or she be caught by the police?





Response	6	8	10	12	Total	
NO!	12.9	18.8	22.1	28.4	19.8	
no	26.4	39.4	51.6	52.0	41.3	
yes	29.3	25.0	17.7	13.3	22.1	
YES!	31.4	16.8	8.7	6.4	16.8	
N of Valid	2891	2889	2693	1946	10419	
N of Miss	503	382	473	228	1586	

Table 203: If a kid carried a handgun in your neighborhood would he or she be caught by the police?





Response	6	8	10	12	Total	
NO!	12.3	14.4	16.3	20.2	15.4	
no	16.8	25.9	33.5	35.6	27.2	
yes	26.7	30.0	29.1	27.8	28.4	
YES!	44.3	29.7	21.1	16.3	29.0	
N of Valid	2881	2875	2692	1947	10395	
N of Miss	513	396	474	227	1610	

Table 204: If you wanted to get some cigarettes, how easy would it be for you to get some?

Response	6	8	10	12	Total	
Very hard	77.4	59.7	38.8	23.4	52.3	
Sort of hard	9.9	15.5	17.1	11.1	13.5	
Sort of easy	6.7	13.7	19.8	19.1	14.4	
Very easy	6.0	11.2	24.3	46.4	19.8	
N of Valid	2823	2860	2674	1950	10307	
N of Miss	571	411	492	224	1698	

Table 205: If you wanted to get some beer, wine or hard liquor (for example, vodka, whiskey, or gin), how easy would it be for you to get some?

Response	6	8	10	12	Total	
Very hard	74.6	53.1	32.5	21.2	47.6	
Sort of hard	11.9	15.0	15.3	13.5	13.9	
Sort of easy	7.2	16.5	23.6	26.0	17.6	
Very easy	6.3	15.4	28.7	39.4	20.9	
N of Valid	2813	2843	2662	1946	10264	
N of Miss	581	428	504	228	1741	

Table 206: If you wanted to get a drug like cocaine, LSD, or amphetamines, how easy would it be for you to get some?

Response	6	8	10	12	Total	
Very hard	94.3	86.3	71.9	58.3	79.4	
Sort of hard	3.1	7.4	15.8	20.6	10.9	
Sort of easy	1.6	3.3	6.6	10.6	5.1	
Very easy	1.0	3.0	5.7	10.4	4.6	
N of Valid	2806	2839	2663	1947	10255	
N of Miss	588	432	503	227	1750	

Table 207: If you wanted to get a handgun, how easy would it be for you to get one?





Response	6	8	10	12	Total	
Very hard	73.7	64.4	55.4	48.9	61.7	
Sort of hard	11.4	14.0	16.2	19.1	14.8	
Sort of easy	8.3	11.0	12.7	12.7	11.0	
Very easy	6.6	10.7	15.7	19.3	12.5	
N of Valid	2806	2845	2661	1942	10254	
N of Miss	588	426	505	232	1751	

Table 208: If you wanted to get some marijuana, how easy would it be for you to get some?





Response	6	8	10	12	Total	
Very hard	91.1	73.1	45.1	30.0	62.5	
Sort of hard	4.1	8.8	11.5	11.3	8.7	
Sort of easy	2.2	8.2	15.6	17.4	10.3	
Very easy	2.6	9.8	27.8	41.3	18.5	
N of Valid	2777	2830	2652	1939	10198	
N of Miss	617	441	514	235	1807	

Table 209: If you wanted to get prescription drugs for the purpose of getting high, how easy would it be for you to get some?





Response	6	8	10	12	Total	
Very hard	83.0	67.4	50.3	40.3	62.0	
Sort of hard	6.9	10.7	15.4	18.4	12.4	
Sort of easy	4.8	10.5	16.4	18.3	12.0	
Very easy	5.2	11.3	18.0	23.0	13.6	
N of Valid	2785	2839	2656	1942	10222	
N of Miss	609	432	510	232	1783	

Table 210: If you wanted to get synthetic marijuana such as K2 or chemical products such as bath salts to get high, how easy would it be for you to get some?

Response	6	8	10	12	Total	
Very hard	93.0	84.3	68.7	59.3	77.9	
Sort of hard	3.8	7.4	14.8	20.1	10.8	
Sort of easy	1.8	4.0	8.5	10.0	5.7	
Very easy	1.4	4.3	8.0	10.6	5.7	
N of Valid	2782	2838	2652	1942	10214	
N of Miss	612	433	514	232	1791	

Table 211: If you wanted to get steroids to use or to enhance athletic performance, how easy would it be for you to get some?

Response	6	8	10	12	Total	
Very hard	90.9	84.4	70.5	61.4	78.2	
Sort of hard	5.4	8.8	15.9	18.1	11.5	
Sort of easy	2.5	3.8	7.4	11.0	5.7	
Very easy	1.2	3.0	6.2	9.5	4.6	
N of Valid	2773	2831	2652	1939	10195	
N of Miss	621	440	514	235	1810	

Table 212: If you wanted to get e-cigarettes, e-cigars, or e-hookahs, how easy would it be for you to get some?

Response	6	8	10	12	Total	
Very hard	88.0	75.0	49.9	34.2	64.2	
Sort of hard	6.1	9.3	12.2	11.0	9.5	
Sort of easy	3.0	7.0	15.2	15.9	9.7	
Very easy	3.0	8.8	22.6	38.9	16.5	
N of Valid	2776	2834	2656	1942	10208	
N of Miss	618	437	510	232	1797	

Table 213: During the past 12 months, have you participated in any alcohol prevention programs or seen any alcohol prevention messages in your school or community? Yes, a school-based program focused on preventing underage drinking and/or drinking and driving.

Response	6	8	10	12	Total	
No	69.8	76.8	85.0	86.4	78.7	
Yes	30.2	23.2	15.0	13.6	21.3	
N of Valid	3394	3271	3166	2174	12005	
N of Miss	0	0	0	0	0	

Table 214: During the past 12 months, have you participated in any alcohol prevention programs or seen any alcohol prevention messages in your school or community? Yes, a community-based program focused on preventing underage drinking and/or drinking and driving (for example, through your church or temple or through youth groups like Boys and Girls Club or 4-H).

Response	6	8	10	12	Total	
No	91.5	93.3	95.6	96.1	93.9	
Yes	8.5	6.7	4.4	3.9	6.1	
N of Valid	3394	3271	3166	2174	12005	
N of Miss	0	0	0	0	0	

Table 215: During the past 12 months, have you participated in any alcohol prevention programs or seen any alcohol prevention messages in your school or community? Yes, a media campaign addressing underage drinking and/or drinking and driving (for example, newspaper ads, posters, pamphlets, radio, TV).

Response	6	8	10	12	Total	
No	88.4	89.4	90.7	92.1	90.0	
Yes	11.6	10.6	9.3	7.9	10.0	
N of Valid	3394	3271	3166	2174	12005	
N of Miss	0	0	0	0	0	

Table 216: During the past 12 months, have you participated in any alcohol prevention programs or seen any alcohol prevention messages in your school or community? No

Response	6	8	10	12	Total	
No	56.1	45.6	39.6	33.3	44.8	
Yes	43.9	54.4	60.4	66.7	55.2	
N of Valid	3394	3271	3166	2174	12005	
N of Miss	0	0	0	0	0	

Table 217: How wrong do your parents feel it would be for YOU to: have one or two drinks of an alcoholic beverage nearly every day?





Response	6	8	10	12	Total	
Very wrong	91.2	86.4	80.9	74.2	84.1	
Wrong	6.5	9.2	12.2	16.3	10.5	
A little bit wrong	1.7	3.2	4.6	6.5	3.8	
Not at all wrong	0.7	1.2	2.3	2.9	1.6	
N of Valid	2912	2926	2687	1941	10466	
N of Miss	482	345	479	233	1539	

Table 218: How wrong do your parents feel it would be for YOU to: smoke tobacco?





Response	6	8	10	12	Total	
Very wrong	95.3	91.1	86.3	76.2	88.3	
Wrong	3.1	6.7	9.0	14.7	7.8	
A little bit wrong	1.3	1.3	2.8	5.1	2.4	
Not at all wrong	0.3	0.9	1.9	4.1	1.6	
N of Valid	2896	2918	2682	1938	10434	
N of Miss	498	353	484	236	1571	

Table 219: How wrong do your parents feel it would be for YOU to: smoke marijuana?





Response	6	8	10	12	Total	
Very wrong	96.6	89.9	81.5	73.7	86.6	
Wrong	2.0	5.2	8.9	12.7	6.7	
A little bit wrong	0.9	2.7	5.4	7.5	3.8	
Not at all wrong	0.6	2.2	4.2	6.0	3.0	
N of Valid	2860	2906	2672	1930	10368	
N of Miss	534	365	494	244	1637	

Table 220: How wrong do your parents feel it would be for YOU to: use prescription drugs not prescribed to you?

Response	6	8	10	12	Total	
Very wrong	95.1	92.6	89.7	86.8	91.5	
Wrong	3.4	5.1	7.0	9.0	5.9	
A little bit wrong	1.0	1.2	1.9	2.4	1.6	
Not at all wrong	0.5	1.1	1.3	1.8	1.1	
N of Valid	2881	2907	2673	1933	10394	
N of Miss	513	364	493	241	1611	

Table 221: How wrong do your parents feel it would be for YOU to: steal something worth more than \$5?

Response	6	8	10	12	Total	
Very wrong	88.9	85.4	84.2	85.0	86.0	
Wrong	8.7	10.6	12.0	11.2	10.5	
A little bit wrong	1.9	2.9	2.5	2.3	2.4	
Not at all wrong	0.5	1.2	1.3	1.5	1.1	
N of Valid	2882	2910	2674	1936	10402	
N of Miss	512	361	492	238	1603	

Table 222: How wrong do your parents feel it would be for YOU to: draw graffiti, write things, or draw pictures on buildings or other property (without the owner's permission)?

Response	6	8	10	12	Total	
Very wrong	92.0	87.6	83.6	82.3	86.8	
Wrong	5.5	7.7	11.5	13.4	9.1	
A little bit wrong	1.7	3.4	3.1	2.8	2.7	
Not at all wrong	0.7	1.3	1.9	1.6	1.3	
N of Valid	2879	2911	2679	1939	10408	
N of Miss	515	360	487	235	1597	

Table 223: How wrong do your parents feel it would be for YOU to: pick a fight with someone?





Response	6	8	10	12	Total	
Very wrong	76.6	66.6	63.5	66.2	68.5	
Wrong	15.5	20.2	21.6	20.7	19.3	
A little bit wrong	6.3	10.3	12.0	10.4	9.7	
Not at all wrong	1.6	2.9	2.9	2.7	2.5	
N of Valid	2884	2913	2675	1936	10408	
N of Miss	510	358	491	238	1597	

Table 224: During the past 12 months, have you talked with at least one of your parents about the dangers of underage drinking and/or drinking and driving? By parents, we mean either your biological parents, adoptive parents, stepparents, or adult guardians - whether or not they live with you.



Response	6	8	10	12	Total	
No	44.4	50.2	53.2	55.9	50.5	
Yes	55.6	49.8	46.8	44.1	49.5	
N of Valid	2816	2868	2637	1917	10238	
N of Miss	578	403	529	257	1767	

Table 225: The rules in my family are clear.





Response	6	8	10	12	Total	
NO!	2.3	2.6	2.6	3.3	2.7	
no	3.6	5.2	5.7	7.4	5.3	
yes	23.8	32.8	39.5	38.4	33.1	
YES!	70.3	59.4	52.2	51.0	59.0	
N of Valid	2845	2892	2669	1928	10334	
N of Miss	549	379	497	246	1671	

Table 226: People in my family have serious arguments about the same things, and often insult or yell at each other.

Response	6	8	10	12	Total	
NO!	42.9	32.5	25.6	28.2	32.8	
no	32.0	38.6	43.3	41.5	38.6	
yes	16.4	19.0	21.4	20.2	19.2	
YES!	8.6	10.0	9.6	10.0	9.5	
N of Valid	2822	2884	2654	1926	10286	
N of Miss	572	387	512	248	1719	

Table 227: When I am not at home, one of my parents knows where I am and who I am with.

Response	6	8	10	12	Total	
NO!	3.7	3.0	2.6	5.1	3.5	
no	3.2	4.3	5.3	7.8	4.9	
yes	20.0	30.6	38.7	41.5	31.8	
YES!	73.0	62.1	53.4	45.6	59.8	
N of Valid	2849	2880	2661	1925	10315	
N of Miss	545	391	505	249	1690	

Table 228: My family has clear rules about alcohol and drug use.

Response	6	8	10	12	Total	
NO!	3.8	3.4	2.9	4.5	3.6	
no	3.9	6.0	8.4	10.4	6.9	
yes	14.0	22.6	33.3	34.8	25.2	
YES!	78.3	68.0	55.4	50.3	64.3	
N of Valid	2833	2881	2655	1925	10294	
N of Miss	561	390	511	249	1711	

Table 229: If you skipped school would you be caught by your parents?

Response	6	8	10	12	Total	
NO!	3.8	4.1	4.5	7.6	4.8	
no	3.9	8.9	14.1	19.8	10.9	
yes	16.1	23.5	32.9	33.0	25.6	
YES!	76.1	63.6	48.5	39.6	58.7	
N of Valid	2832	2867	2640	1919	10258	
N of Miss	562	404	526	255	1747	

Table 230: My parents ask if I've gotten my homework done.

Response	6	8	10	12	Total	
NO!	3.2	5.0	6.6	11.2	6.1	
no	4.5	10.9	16.8	26.0	13.5	
yes	20.4	28.5	36.4	33.4	29.2	
YES!	71.9	55.7	40.1	29.5	51.3	
N of Valid	2836	2874	2643	1919	10272	
N of Miss	558	397	523	255	1733	

Table 231: Would your parents know if you did not come home on time?

Response	6	8	10	12	Total	
NO!	2.9	3.5	3.7	5.9	3.9	
no	5.6	8.8	9.9	12.9	9.0	
yes	19.4	26.5	36.6	37.1	29.1	
YES!	72.1	61.2	49.8	44.0	58.0	
N of Valid	2817	2855	2639	1916	10227	
N of Miss	577	416	527	258	1778	

Table 232: Do you know how to properly dispose of leftover prescription drugs?

Response	6	8	10	12	Total	
No	72.6	69.1	64.4	60.3	67.1	
Yes	27.4	30.9	35.6	39.7	32.9	
N of Valid	2637	2774	2580	1882	9873	
N of Miss	757	497	586	292	2132	

Table 233: Have any of your brothers or sisters ever: drunk beer, wine or hard liquor (for example, vodka, whiskey or gin)?

Response	6	8	10	12	Total	
No	80.0	64.8	51.4	42.9	61.4	
Yes	16.5	30.3	43.5	51.8	33.9	
I don't have any brothers or sisters	3.5	4.9	5.1	5.3	4.7	
N of Valid	2819	2853	2639	1913	10224	
N of Miss	575	418	527	261	1781	

Table 234: Have any of your brothers or sisters ever: smoked marijuana?

Response	6	8	10	12	Total	
No	91.3	81.6	67.5	60.0	76.6	
Yes	5.2	13.4	27.5	34.5	18.7	
I don't have any brothers or sisters	3.5	4.9	5.0	5.5	4.7	
N of Valid	2805	2842	2627	1907	10181	
N of Miss	589	429	539	267	1824	

Table 235: Have any of your brothers or sisters ever: smoked cigarettes?

Response	6	8	10	12	Total	
No	84.9	75.4	67.1	59.8	72.9	
Yes	11.6	19.6	27.9	34.9	22.4	
I don't have any brothers or sisters	3.5	5.0	5.0	5.4	4.7	
N of Valid	2796	2829	2626	1899	10150	
N of Miss	598	442	540	275	1855	

Table 236: Have any of your brothers or sisters ever: taken a handgun to school?

Response	6	8	10	12	Total	
No	95.6	93.9	93.8	93.0	94.2	
Yes	0.9	1.2	1.3	1.8	1.3	
I don't have any brothers or sisters	3.5	4.9	4.9	5.1	4.6	
N of Valid	2791	2835	2623	1903	10152	
N of Miss	603	436	543	271	1853	

Table 237: Have any of your brothers or sisters ever: been suspended or expelled from school?

Response	6	8	10	12	Total	
No	82.2	74.1	72.2	71.1	75.3	
Yes	14.1	21.0	22.7	23.6	20.0	
I don't have any brothers or sisters	3.7	4.9	5.1	5.2	4.7	
N of Valid	2792	2840	2622	1892	10146	
N of Miss	602	431	544	282	1859	

Table 238: Have any of your brothers or sisters ever: used e-cigarettes, e-cigars or e-hookahs?

Response	6	8	10	12	Total	
No	90.5	82.2	72.7	67.3	79.2	
Yes	6.0	12.9	22.1	27.2	16.1	
I don't have any brothers or sisters	3.5	4.9	5.2	5.4	4.7	
N of Valid	2777	2827	2621	1895	10120	
N of Miss	617	444	545	279	1885	

Table 239: Have any of your brothers or sisters ever: used prescription drugs not prescribed to him/her?

Response	6	8	10	12	Total	
No	93.2	88.3	82.6	79.2	86.5	
Yes	3.3	6.8	12.3	15.5	8.9	
I don't have any brothers or sisters	3.6	4.9	5.1	5.3	4.7	
N of Valid	2780	2827	2612	1893	10112	
N of Miss	614	444	554	281	1893	

Table 240: Have you changed homes in the past year (the last 12 months)?

Response	6	8	10	12	Total	
No	72.6	74.5	76.7	81.4	75.8	
Yes	27.4	25.5	23.3	18.6	24.2	
N of Valid	2844	2881	2643	1920	10288	
N of Miss	550	390	523	254	1717	

Table 241: How many times have you changed homes since kindergarten?

Response	6	8	10	12	Total	
Never	34.9	32.5	30.5	31.2	32.4	
1 or 2 times	33.8	32.6	31.4	30.4	32.2	
3 or 4 times	18.3	17.6	18.7	17.4	18.1	
5 or 6 times	7.1	8.6	9.9	10.6	8.9	
7 or more times	5.9	8.7	9.5	10.4	8.5	
N of Valid	2807	2865	2630	1911	10213	
N of Miss	587	406	536	263	1792	

Table 242: Have you changed schools (including changing from elementary to middle and middle to high school) in the past year?

Response	6	8	10	12	Total	
No	54.9	50.0	53.4	82.2	58.3	
Yes	45.1	50.0	46.6	17.8	41.7	
N of Valid	2770	2839	2619	1906	10134	
N of Miss	624	432	547	268	1871	

Table 243: How many times have you changed schools since kindergarten (including changing from elementary to middle and middle to high school)?

Response	6	8	10	12	Total	
Never	25.8	23.1	24.4	24.0	24.3	
1 or 2 times	45.9	32.1	17.8	21.8	30.3	
3 or 4 times	17.9	28.6	33.2	27.8	26.7	
5 or 6 times	6.5	8.3	15.9	18.3	11.6	
7 or more times	3.8	7.9	8.7	8.3	7.0	
N of Valid	2805	2866	2630	1912	10213	
N of Miss	589	405	536	262	1792	

Table 244: Has anyone in your family ever had severe alcohol or drug problems?

Response	6	8	10	12	Total	
No	75.3	66.8	57.9	55.1	64.7	
Yes	24.7	33.2	42.1	44.9	35.3	
N of Valid	2792	2846	2616	1905	10159	
N of Miss	602	425	550	269	1846	

Table 245: About how many adults (over 21) have you known personally who in the past year have: used marijuana, crack, cocaine, or other drugs?

Response	6	8	10	12	Total	
0	80.2	69.4	58.2	49.5	65.7	
1	10.7	13.8	15.4	16.0	13.8	
2	4.9	7.5	8.9	11.2	7.8	
3-4	2.1	4.8	8.0	9.8	5.8	
5	2.2	4.6	9.4	13.5	6.9	
N of Valid	2778	2837	2615	1900	10130	
N of Miss	616	434	551	274	1875	

Table 246: About how many adults (over 21) have you known personally who in the past year have: sold or dealt drugs?






Response	6	8	10	12	Total	
0	89.8	80.5	71.8	66.9	78.2	
1	6.4	9.3	11.8	12.0	9.7	
2	1.9	5.0	7.4	8.6	5.4	
3-4	0.9	2.4	4.1	5.5	3.0	
5	1.0	2.8	4.9	7.0	3.7	
N of Valid	2762	2814	2609	1897	10082	
N of Miss	632	457	557	277	1923	

Table 247: About how many adults (over 21) have you known personally who in the past year have: done other things that could get them in trouble with the police, like stealing, selling stolen goods, mugging or assaulting others, etc.?






Response	6	8	10	12	Total	
0	84.9	76.9	70.7	69.2	76.0	
1	9.2	11.3	12.4	10.9	10.9	
2	2.9	4.8	6.1	7.2	5.1	
3-4	1.2	2.8	4.3	4.8	3.1	
5	1.9	4.2	6.6	7.9	4.9	
N of Valid	2772	2820	2610	1901	10103	
N of Miss	622	451	556	273	1902	

Table 248: About how many adults (over 21) have you known personally who in the past year have: gotten drunk or high?






Response	6	8	10	12	Total	
0	65.1	50.3	39.5	31.1	48.0	
1	17.8	19.4	17.7	15.2	17.7	
2	7.1	9.5	11.8	12.2	9.9	
3-4	4.0	7.6	9.5	12.2	8.0	
5	6.0	13.2	21.5	29.4	16.4	
N of Valid	2767	2817	2609	1893	10086	
N of Miss	627	454	557	281	1919	

Table 249: Have you seen or heard information about underage drinking in the past 12 months from the following sources? Radio

Response	6	8	10	12	Total	
No	62.8	58.7	62.4	62.9	61.6	
Yes	37.2	41.3	37.6	37.1	38.4	
N of Valid	2831	2874	2659	1921	10285	
N of Miss	563	397	507	253	1720	

Table 250: Have you seen or heard information about underage drinking in the past 12 months from the following sources? TV.

Response	6	8	10	12	Total	
No	37.8	34.3	36.7	40.5	37.0	
Yes	62.2	65.7	63.3	59.5	63.0	
N of Valid	2822	2862	2658	1914	10256	
N of Miss	572	409	508	260	1749	

Table 251: Have you seen or heard information about underage drinking in the past 12 months from the following sources? Print. This includes information on underage drinking you may have seen in the newspaper, on a billboard, in pamphlets, on stickers, etc.

Response	6	8	10	12	Total	
No	57.6	53.1	52.6	56.2	54.8	
Yes	42.4	46.9	47.4	43.8	45.2	
N of Valid	2821	2866	2649	1919	10255	
N of Miss	573	405	517	255	1750	

Table 252: Have you seen or heard information about underage drinking in the past 12 months from the following sources? Website or social media? (Facebook, Myspace, website, etc.)

Response	6	8	10	12	Total	
No	53.0	42.2	42.5	44.9	45.7	
Yes	47.0	57.8	57.5	55.1	54.3	
N of Valid	2817	2848	2642	1910	10217	
N of Miss	577	423	524	264	1788	

Table 253: The next questions ask about your opinions of the information you saw or heard. If you have seen or heard more than one ad, please think about your favorite ad when answering these questions. The information about underage drinking that I saw or heard was convincing.

Response	6	8	10	12	Total	
NO!	26.2	18.0	14.8	15.2	18.9	
no	6.5	13.4	19.2	21.0	14.5	
yes	17.9	26.8	32.1	33.4	27.0	
YES!	23.3	20.2	15.3	13.0	18.4	
I have not seen or heard any ads about underage drinking in the past 12 months.	26.1	21.6	18.7	17.4	21.3	
N of Valid	2751	2821	2627	1909	10108	
N of Miss	643	450	539	265	1897	

Table 254: The next questions ask about your opinions of the information you saw or heard. If you have seen or heard more than one ad, please think about your favorite ad when answering these questions. The information about underage drinking that I saw or heard grabbed my attention.

Response	6	8	10	12	Total	
NO!	23.4	17.2	14.4	15.4	17.8	
no	10.5	18.2	23.3	23.7	18.5	
yes	18.2	23.9	29.2	29.6	24.8	
YES!	22.6	19.6	14.4	14.0	18.0	
I have not seen or heard any ads about underage drinking in the past 12 months.	25.3	21.1	18.8	17.3	20.9	
N of Valid	2744	2816	2620	1904	10084	
N of Miss	650	455	546	270	1921	

Table 255: The next questions ask about your opinions of the information you saw or heard. If you have seen or heard more than one ad, please think about your favorite ad when answering these questions. The information about underage drinking that I saw or heard said something important to me.

Response	6	8	10	12	Total	
NO!	22.3	17.5	14.7	16.4	17.8	
no	9.4	16.7	24.6	26.0	18.5	
yes	16.5	23.5	26.9	26.4	23.0	
YES!	25.8	20.9	15.1	13.7	19.3	
I have not seen or heard any ads about underage drinking in the past 12 months.	26.1	21.5	18.8	17.6	21.3	
N of Valid	2725	2813	2618	1907	10063	
N of Miss	669	458	548	267	1942	

Table 256: The next questions ask about your opinions of the information you saw or heard. If you have seen or heard more than one ad, please think about your favorite ad when answering these questions. Seeing or hearing this information about underage drinking made me want to stop or decrease my drinking.

Response	6	8	10	12	Total	
NO!	23.9	19.8	17.6	19.8	20.3	
no	4.3	11.1	20.1	24.4	14.3	
yes	6.1	13.9	19.3	20.3	14.6	
YES!	23.1	23.3	18.1	14.3	20.1	
I have not seen or heard any ads about underage drinking in the past 12 months.	42.5	31.9	24.9	21.2	30.7	
N of Valid	2489	2691	2563	1884	9627	
N of Miss	905	580	603	290	2378	

Table 257: How honest were you in filling out this survey?

Response	6	8	10	12	Total	
I was very honest	86.2	81.6	79.2	80.2	82.0	
I was honest pretty much of the time	11.5	14.7	16.2	15.2	14.3	
I was honest some of the time	1.7	2.6	3.1	3.3	2.6	
I was honest once in a while	0.5	1.1	1.5	1.3	1.1	
I was not honest at all	0.0	0.0	0.0	0.0	0.0	
N of Valid	2872	2890	2672	1939	10373	
N of Miss	522	381	494	235	1632	