

# 2016 APNA

## Arkansas Prevention Needs Assessment Survey

### Region 7 Frequency Distribution Tables

Counties: Calhoun, Columbia, Dallas, Union, Hempstead, Lafayette,  
Nevada, Ouachita, Howard, Little River, Miller, Sevier

Arkansas Department of Human Services  
Division of Behavioral Health Services  
Prevention Services

Conducted by International Survey Associates dba Pride Surveys



# Contents

1 INTRODUCTION	11
2 PERCENTAGE TABLES	16

# List of Frequency Distribution Tables

1 Sex	17
2 Age	17
3 Are you Hispanic or Latino?	17
4 What is your race? Black or African American	18
5 What is your race? Asian	18
6 What is your race? American Indian	18
7 What is your race? Alaska Native	18
8 What is your race? White	19
9 What is your race? Native Hawaiian or Other Pacific Islander	19
10 What is your race? Other	19
11 What is the highest level of schooling completed by your mother or father?	20
12 Think of where you live most of the time. Which of the following people live there with you? Mother	20
13 Think of where you live most of the time. Which of the following people live there with you? Stepmother	20
14 Think of where you live most of the time. Which of the following people live there with you? Foster Mother	21
15 Think of where you live most of the time. Which of the following people live there with you? Grandmother	21
16 Think of where you live most of the time. Which of the following people live there with you? Aunt	21
17 Think of where you live most of the time. Which of the following people live there with you? Father	21
18 Think of where you live most of the time. Which of the following people live there with you? Stepfather	22
19 Think of where you live most of the time. Which of the following people live there with you? Foster Father	22
20 Think of where you live most of the time. Which of the following people live there with you? Grandfather	22
21 Think of where you live most of the time. Which of the following people live there with you? Uncle	22
22 Think of where you live most of the time. Which of the following people live there with you? Other Adults	23
23 Think of where you live most of the time. Which of the following people live there with you? Brother(s)	23
24 Think of where you live most of the time. Which of the following people live there with you? Stepbrother(s)	23
25 Think of where you live most of the time. Which of the following people live there with you? Sister(s)	23
26 Think of where you live most of the time. Which of the following people live there with you? Stepsister(s)	24

27	Think of where you live most of the time. Which of the following people live there with you? Other Children . . . . .	24
28	In my school, students have lots of chances to help decide things like class activities and rules. . . . .	24
29	Teachers ask me to work on special classroom projects. . . . .	24
30	My teacher(s) notices when I am doing a good job and lets me know about it. . . . .	25
31	There are lots of chances for students in my school to get involved in sports, clubs, and other school activities outside of class. . . . .	25
32	There are lots of chances for students in my school to talk with a teacher one-on-one. . . . .	25
33	I feel safe at my school. . . . .	26
34	The school lets my parents know when I have done something well. . . . .	26
35	My teachers praise me when I work hard in school. . . . .	26
36	Are your school grades better than the grades of most students in your class? . . . . .	27
37	I have lots of chances to be part of class discussions or activities. . . . .	27
38	Now thinking back over the past year in school, how often did you: enjoy being in school? . . . . .	27
39	Now thinking back over the past year in school, how often did you: hate being in school? . . . . .	28
40	Now thinking back over the past year in school, how often did you: try to do your best work in school? . . . . .	28
41	How often do you feel that the school work you are assigned is meaningful and important? . . . . .	28
42	Putting them all together, what were your grades like last year? . . . . .	29
43	How important do you think the things you are learning in school are going to be for your later life? . . . . .	29
44	Do your parents care about your skipping or cutting school? . . . . .	29
45	During the LAST FOUR WEEKS how many whole days of school have you missed because you skipped or 'cut'? . . . . .	30
46	What are the chances you would be seen as cool if you: smoked cigarettes? . . . . .	30
47	What are the chances you would be seen as cool if you: worked hard at school? . . . . .	30
48	What are the chances you would be seen as cool if you: began drinking alcoholic beverages regularly, that is, at least once or twice a month? . . . . .	31
49	What are the chances you would be seen as cool if you: defended someone who was being bullied? . . . . .	31
50	What are the chances you would be seen as cool if you: smoked marijuana? . . . . .	31
51	What are the chances you would be seen as cool if you: carried a handgun? . . . . .	32

52	What are the chances you would be seen as cool if you: used e-cigarettes, e-cigars or e-hookahs? . . . . .	32
53	What are the chances you would be seen as cool if you: bullied someone or cyber bullied someone? . . . . .	32
54	Think of your four best friends (the friends you feel closest to). In the past year (12 months), how many of your best friends have: participated in clubs, organizations or activities at school? . . . . .	33
55	Think of your four best friends (the friends you feel closest to). In the past year (12 months), how many of your best friends have: smoked cigarettes? . . . . .	33
56	Think of your four best friends (the friends you feel closest to). In the past year (12 months), how many of your best friends have: tried beer, wine or hard liquor (for example, vodka, whiskey, or gin) when their parents didn't know about it? . . . . .	33
57	Think of your four best friends (the friends you feel closest to). In the past year (12 months), how many of your best friends have: used e-cigarettes, e-cigars, or e-hookahs? . . . . .	34
58	Think of your four best friends (the friends you feel closest to). In the past year (12 months), how many of your best friends have: used marijuana? . . . . .	34
59	Think of your four best friends (the friends you feel closest to). In the past year (12 months), how many of your best friends have: used prescription drugs or non-prescription drugs for the purpose of getting high? . . . . .	34
60	Think of your four best friends (the friends you feel closest to). In the past year (12 months), how many of your best friends have: used synthetic marijuana (K2, spice) or bath salts? . . . . .	35
61	Think of your four best friends (the friends you feel closest to). In the past year (12 months), how many of your best friends have: used LSD, cocaine, amphetamines, or other illegal drugs? . . . . .	35
62	Think of your four best friends (the friends you feel closest to). In the past year (12 months), how many of your best friends have: been bullied? . . . . .	35
63	Think of your four best friends (the friends you feel closest to). In the past year (12 months), how many of your best friends have: been suspended from school? . . . . .	36
64	Think of your four best friends (the friends you feel closest to). In the past year (12 months), how many of your best friends have: carried a handgun? . . . . .	36
65	Think of your four best friends (the friends you feel closest to). In the past year (12 months), how many of your best friends have: sold illegal drugs? . . . . .	36
66	Think of your four best friends (the friends you feel closest to). In the past year (12 months), how many of your best friends have: regularly attended religious services? . . . . .	37

67	Think of your four best friends (the friends you feel closest to). In the past year (12 months), how many of your best friends have: stolen or tried to steal a motor vehicle such as a car or motorcycle?	37
68	Think of your four best friends (the friends you feel closest to). In the past year (12 months), how many of your best friends have: been arrested?	37
69	Think of your four best friends (the friends you feel closest to). In the past year (12 months), how many of your best friends have: dropped out of school?	38
70	Think of your four best friends (the friends you feel closest to). In the past year (12 months), how many of your best friends have: been members of a gang?	38
71	How old were you when you first: smoked marijuana?	38
72	How old were you when you first: smoked a cigarette, even just a puff?	39
73	How old were you when you first: had more than a sip or two of beer, wine or hard liquor (for example, vodka, whiskey, or gin)?	39
74	How old were you when you first: began drinking alcoholic beverages regularly, that is, at least once or twice a month?	40
75	How old were you when you first: used Daztrex?	40
76	How old were you when you first: got suspended from school?	41
77	How old were you when you first: got arrested?	41
78	How old were you when you first: carried a handgun?	42
79	How old were you when you first: used e-cigarettes, e-cigars, or e-hookahs?	42
80	How old were you when you first: belonged to a gang?	43
81	How old were you when you first: used prescription drugs not prescribed to you?	43
82	How wrong do you think it is for someone your age to: take a handgun to school?	44
83	How wrong do you think it is for someone your age to: steal anything?	44
84	How wrong do you think it is for someone your age to: pick a fight with someone?	44
85	How wrong do you think it is for someone your age to: attack someone with the idea of seriously hurting them?	45
86	How wrong do you think it is for someone your age to: stay away from school all day when their parents think they are at school?	45
87	How wrong do you think it is for someone your age to: drink beer, wine or hard liquor (for example, vodka, whiskey, or gin) regularly?	45
88	How wrong do you think it is for someone your age to: smoke cigarettes?	46
89	How wrong do you think it is for someone your age to: smoke marijuana?	46

90	How wrong do you think it is for someone your age to: use prescription drugs or non-prescription drugs for the purpose of getting high?	46
91	How wrong do you think it is for someone your age to: use synthetic marijuana (K2, spice) or bath salts?	47
92	How wrong do you think it is for someone your age to: use LSD, cocaine, amphetamines or another illegal drug?	47
93	How wrong do you think it is for someone your age to: use e-cigarettes, e-cigars or e-hookahs?	47
94	At school during the past 12 months, did you receive help from the resource teacher, speech therapist or other special education teacher?	48
95	How many times in the past year (12 months) have you: been suspended from school?	48
96	How many times in the past year (12 months) have you: carried a handgun?	48
97	How many times in the past year (12 months) have you: sold illegal drugs?	49
98	How many times in the past year (12 months) have you: stolen or tried to steal a motor vehicle such as a car or motorcycle?	49
99	How many times in the past year (12 months) have you: participated in clubs, organizations or activities at school?	50
100	How many times in the past year (12 months) have you: been arrested?	50
101	How many times in the past year (12 months) have you: attacked someone with the idea of seriously hurting them?	51
102	How many times in the past year (12 months) have you: been drunk or high at school?	51
103	How many times in the past year (12 months) have you: taken a handgun to school?	52
104	Are you currently on probation, or assigned a probation officer with Juvenile Court?	52
105	Have you ever belonged to a gang?	52
106	If you have ever belonged to a gang, did that gang have a name?	53
107	You are at a party at someone's house, and one of your friends offers you a drink containing alcohol. What would you say or do?	53
108	How often do you attend religious services or activities?	53
109	I think sometimes it's okay to cheat at school.	54
110	It is important to think before you act.	54
111	Sometimes I think that life is not worth it.	54
112	At times I think I am no good at all.	55
113	All in all, I am inclined to think that I am a failure.	55
114	In the past year, have you felt depressed or sad MOST days, even if you felt okay sometimes?	55
115	It is all right to beat up people if they start the fight.	56
116	I think it is okay to take something without asking if you can get away with it.	56

117	Where do you get the most information about living a drug and alcohol free life? Parents/guardians . . . . .	56
118	Where do you get the most information about living a drug and alcohol free life? Friends . . . . .	57
119	Where do you get the most information about living a drug and alcohol free life? Family members . . . . .	57
120	Where do you get the most information about living a drug and alcohol free life? School . . . . .	57
121	Where do you get the most information about living a drug and alcohol free life? Internet . . . . .	58
122	Where do you get the most information about living a drug and alcohol free life? TV . . . . .	58
123	Where do you get the most information about living a drug and alcohol free life? Social media . . . . .	58
124	How much do you think people risk harming themselves (physically or in other ways) if they: smoked one or more packs of cigarettes per day? . . . . .	59
125	How much do you think people risk harming themselves (physically or in other ways) if they: try marijuana once or twice? . . . . .	59
126	How much do you think people risk harming themselves (physically or in other ways) if they: smoke marijuana once or twice a week? . . . . .	59
127	How much do you think people risk harming themselves (physically or in other ways) if they: take one or two drinks of an alcoholic beverage (beer, wine, liquor) nearly every day? . . . . .	60
128	How much do you think people risk harming themselves (physically or in other ways) if they: have five or more drinks of an alcoholic beverage once or twice a weekend? . . . . .	60
129	How much do you think people risk harming themselves (physically or in other ways) if they: use prescription drugs that are not prescribed to them? . . . . .	60
130	How much do you think people risk harming themselves (physically or in other ways) if they: use non-prescription drugs to get high? . . . . .	61
131	How much do you think people risk harming themselves (physically or in other ways) if they: use e-cigarettes, e-cigars, or e-hookahs? . . . . .	61
132	Have you ever used smokeless tobacco (chew, snuff, plug, dipping tobacco, or chewing tobacco)? . . . . .	61
133	How often have you used smokeless tobacco during the past 30 days? . . . . .	62
134	Have you ever smoked cigarettes? . . . . .	62
135	How frequently have you smoked cigarettes during the past 30 days? . . . . .	62
136	Which statement best describes rules about smoking inside your home or your family cars? . . . . .	63
137	Have you ever used e-cigarettes, e-cigars, or e-hookahs? . . . . .	63
138	How frequently have you used e-cigarettes, e-cigars, or e-hookahs? . . . . .	64
139	During this school year, were you taught in any of your classes about the dangers of tobacco use? . . . . .	64

140	During the past 12 months, have you participated in any community activities to discourage people your age from using cigarettes, chewing tobacco, snuff, dip or cigars, e-cigarettes, e-cigars, or e-hookahs? . . . . .	64
141	Think back over the last two weeks. How many times have you had five or more alcoholic drinks in a row? . . . . .	65
142	During the past 30 days, how many times did you ride in a car or other vehicle driven by someone who had been drinking alcohol or using drugs to get high? . . . . .	65
143	During the past 30 days, how many times did you drive a car or other vehicle when you had been drinking alcohol or using drugs to get high? . . . . .	65
144	If you drank alcohol (not just a sip or taste) in the past year, how did you usually get it? . . . . .	66
145	If you drank alcohol (not just a sip or taste) in the past year, where did you usually drink it? . . . . .	66
146	How do you feel about someone your age having one or two drinks of an alcoholic beverage nearly every day? . . . . .	67
147	On how many occasions have you had alcoholic beverages (beer, wine or hard liquor) to drink in your lifetime - more than just a few sips? . . . . .	67
148	On how many occasions have you drunk one of more drinks of an alcoholic beverage during the past 30 days? . . . . .	67
149	On how many occasions have you used marijuana (grass, pot) or hashish (hash, hash oil) in your lifetime? . . . . .	68
150	On how many occasions have you used marijuana (grass, pot) or hashish (hash, hash oil) during the past 30 days? . . . . .	68
151	On how many occasions have you used LSD or other psychedelics in your lifetime? . . . . .	68
152	On how many occasions have you used LSD or other psychedelics during the past 30 days? . . . . .	69
153	On how many occasions have you used cocaine or crack in your lifetime? . . . . .	69
154	On how many occasions have you used cocaine or crack during the past 30 days? . . . . .	69
155	On how many occasions have you sniffed glue, breathed the contents of an aerosol spray can, or inhaled other gases or sprays, in order to get high in your lifetime? . . . . .	70
156	On how many occasions have you sniffed glue, breathed the contents of an aerosol spray can, or inhaled other gases or sprays, in order to get high during the past 30 days? . . . . .	70
157	On how many occasions have you used Daztrex in your lifetime? . . . . .	71
158	On how many occasions have you used Daztrex during the past 30 days? . . . . .	71
159	On how many occasions have you used synthetic marijuana (K2, spice) in your lifetime? . . . . .	71

160	On how many occasions have you used synthetic marijuana (K2, spice) during the past 30 days? . . . . .	72
161	On how many occasions have you used methamphetamines (meth, speed, crank, crystal meth) in your lifetime? . . . . .	72
162	On how many occasions have you used methamphetamines (meth, speed, crank, crystal meth) in the past 30 days? . . . . .	72
163	On how many occasions have you used other chemical products (bath salts, plant food, etc.) in your lifetime? . . . . .	73
164	On how many occasions have you used other chemical products (bath salts, plant food, etc.) during the past 30 days? . . . . .	73
165	On how many occasions have you used heroin or other opiates in your lifetime? . . . . .	73
166	On how many occasions have you used heroin or other opiates during the past 30 days? . . . . .	74
167	On how many occasions have you used MDMA ('X', 'E', or ecstasy) in your lifetime? . . . . .	74
168	On how many occasions have you used MDMA ('X', 'E', or ecstasy) during the past 30 days? . . . . .	74
169	On how many occasions have you taken prescription drugs (such as Valium, Xanax, Ritalin, Adderall, OxyContin, Darvocet, or sleeping pills) not prescribed to you in your lifetime? . . . . .	75
170	On how many occasions have you taken prescription drugs (such as Valium, Xanax, Ritalin, Adderall, OxyContin, Darvocet, or sleeping pills) not prescribed to you during the past 30 days? . . . . .	75
171	On how many occasions have you taken non-prescription medicines such as diet pills (for example, Dietac, Dexatrim or Prolamine), stay-awake pills (for example No-Doz, Vivarin, or Wake), or cough or cold medicines (robos, DXM, etc.) to get high in your lifetime? . . . . .	76
172	On how many occasions have you taken non-prescription medicines such as diet pills (for example, Dietac, Dexatrim or Prolamine), stay-awake pills (for example No-Doz, Vivarin, or Wake), or cough or cold medicines (robos, DXM, etc.) to get high during the past 30 days? . . . . .	76
173	On how many occasions have you been drunk or very high from drinking alcoholic beverages during the past 30 days? . . . . .	77
174	On how many occasions have you drunk flavored alcoholic beverages, sometimes called 'alcopops' (like Mike's Hard Lemonade, Smirnoff Ice, Bacardi Breezers, etc.) in your lifetime? . . . . .	77
175	On how many occasions have you drunk flavored alcoholic beverages, sometimes called 'alcopops' (like Mike's Hard Lemonade, Smirnoff Ice, Bacardi Breezers, etc.) during the past 30 days? . . . . .	78
176	If you used prescription drugs or over the counter drugs without a doctor telling you to use it or for the purpose of getting high, where did you get these drugs? - Did not use . . . . .	78

177	If you used prescription drugs or over the counter drugs without a doctor telling you to use it or for the purpose of getting high, where did you get these drugs? - Bought or took from store or shop . . . . .	78
178	If you used prescription drugs or over the counter drugs without a doctor telling you to use it or for the purpose of getting high, where did you get these drugs? - Got from parents with permission . . . . .	79
179	If you used prescription drugs or over the counter drugs without a doctor telling you to use it or for the purpose of getting high, where did you get these drugs? - Got from home without permission . . . . .	79
180	If you used prescription drugs or over the counter drugs without a doctor telling you to use it or for the purpose of getting high, where did you get these drugs? - Got from relative with permission . . . . .	79
181	If you used prescription drugs or over the counter drugs without a doctor telling you to use it or for the purpose of getting high, where did you get these drugs? - Got from relative without permission . . . . .	79
182	If you used prescription drugs or over the counter drugs without a doctor telling you to use it or for the purpose of getting high, where did you get these drugs? - Got from friend's home with permission . . . . .	80
183	If you used prescription drugs or over the counter drugs without a doctor telling you to use it or for the purpose of getting high, where did you get these drugs? - Got from friend's home without permission . . . . .	80
184	If you used prescription drugs or over the counter drugs without a doctor telling you to use it or for the purpose of getting high, where did you get these drugs? - Got from friend at school . . . . .	80
185	If you used prescription drugs or over the counter drugs without a doctor telling you to use it or for the purpose of getting high, where did you get these drugs? - Got from friend at party . . . . .	80
186	If you used prescription drugs or over the counter drugs without a doctor telling you to use it or for the purpose of getting high, where did you get these drugs? - Got from friend, elsewhere . . . . .	81
187	If you used prescription drugs or over the counter drugs without a doctor telling you to use it or for the purpose of getting high, where did you get these drugs? - Got from internet sale . . . . .	81
188	During the last month, about how many marijuana cigarettes, or the equivalent, did you smoke a day, on the average? . . . . .	81
189	How wrong do your friends feel it would be for YOU to: have one or two drinks of an alcoholic beverage nearly every day? . . . . .	82
190	How wrong do your friends feel it would be for YOU to: smoke tobacco? . . . . .	82
191	How wrong do your friends feel it would be for YOU to: smoke marijuana? . . . . .	82
192	How wrong do your friends feel it would be for YOU to: use prescription drugs not prescribed to you? . . . . .	83
193	How wrong would most adults (over 21) in your neighborhood think it is for kids your age: to use marijuana? . . . . .	83

194	How wrong would most adults (over 21) in your neighborhood think it is for kids your age: to drink alcohol? . . . . .	83
195	How wrong would most adults (over 21) in your neighborhood think it is for kids your age: to smoke cigarettes? . . . . .	84
196	How much do each of the following statements describe your neighborhood? crime and/or drug selling . . . . .	84
197	How much do each of the following statements describe your neighborhood? fights . . . . .	84
198	How much do each of the following statements describe your neighborhood? lots of empty or abandoned buildings . . . . .	85
199	How much do each of the following statements describe your neighborhood? lots of graffiti . . . . .	85
200	I feel safe in my neighborhood. . . . .	85
201	If a kid smoked marijuana in your neighborhood would he or she be caught by the police? . . . . .	86
202	If a kid drank some beer, wine or hard liquor (for example, vodka, whiskey, or gin) in your neighborhood would he or she be caught by the police? . . . . .	86
203	If a kid carried a handgun in your neighborhood would he or she be caught by the police? . . . . .	86
204	If you wanted to get some cigarettes, how easy would it be for you to get some? . . . . .	87
205	If you wanted to get some beer, wine or hard liquor (for example, vodka, whiskey, or gin), how easy would it be for you to get some? . . . . .	87
206	If you wanted to get a drug like cocaine, LSD, or amphetamines, how easy would it be for you to get some? . . . . .	87
207	If you wanted to get a handgun, how easy would it be for you to get one? . . . . .	88
208	If you wanted to get some marijuana, how easy would it be for you to get some? . . . . .	88
209	If you wanted to get prescription drugs for the purpose of getting high, how easy would it be for you to get some? . . . . .	88
210	If you wanted to get synthetic marijuana such as K2 or chemical products such as bath salts to get high, how easy would it be for you to get some? . . . . .	89
211	If you wanted to get steroids to use or to enhance athletic performance, how easy would it be for you to get some? . . . . .	89
212	If you wanted to get e-cigarettes, e-cigars, or e-hookahs, how easy would it be for you to get some? . . . . .	89
213	During the past 12 months, have you participated in any alcohol prevention programs or seen any alcohol prevention messages in your school or community? Yes, a school-based program focused on preventing underage drinking and/or drinking and driving. . . . .	90

214	During the past 12 months, have you participated in any alcohol prevention programs or seen any alcohol prevention messages in your school or community? Yes, a community-based program focused on preventing underage drinking and/or drinking and driving (for example, through your church or temple or through youth groups like Boys and Girls Club or 4-H). . . . .	90
215	During the past 12 months, have you participated in any alcohol prevention programs or seen any alcohol prevention messages in your school or community? Yes, a media campaign addressing underage drinking and/or drinking and driving (for example, newspaper ads, posters, pamphlets, radio, TV). . . . .	90
216	During the past 12 months, have you participated in any alcohol prevention programs or seen any alcohol prevention messages in your school or community? No . . . . .	90
217	How wrong do your parents feel it would be for YOU to: have one or two drinks of an alcoholic beverage nearly every day? . . . . .	91
218	How wrong do your parents feel it would be for YOU to: smoke tobacco? . . . . .	91
219	How wrong do your parents feel it would be for YOU to: smoke marijuana? . . . . .	91
220	How wrong do your parents feel it would be for YOU to: use prescription drugs not prescribed to you? . . . . .	92
221	How wrong do your parents feel it would be for YOU to: steal something worth more than \$5? . . . . .	92
222	How wrong do your parents feel it would be for YOU to: draw graffiti, write things, or draw pictures on buildings or other property (without the owner's permission)? . . . . .	92
223	How wrong do your parents feel it would be for YOU to: pick a fight with someone? . . . . .	93
224	During the past 12 months, have you talked with at least one of your parents about the dangers of underage drinking and/or drinking and driving? By parents, we mean either your biological parents, adoptive parents, stepparents, or adult guardians - whether or not they live with you. . . . .	93
225	The rules in my family are clear. . . . .	93
226	People in my family have serious arguments about the same things, and often insult or yell at each other. . . . .	94
227	When I am not at home, one of my parents knows where I am and who I am with. . . . .	94
228	My family has clear rules about alcohol and drug use. . . . .	94
229	If you skipped school would you be caught by your parents? . . . . .	95
230	My parents ask if I've gotten my homework done. . . . .	95
231	Would your parents know if you did not come home on time? . . . . .	95
232	Do you know how to properly dispose of leftover prescription drugs? . . . . .	96



233	Have any of your brothers or sisters ever: drunk beer, wine or hard liquor (for example, vodka, whiskey or gin)? . . . . .	96
234	Have any of your brothers or sisters ever: smoked marijuana? . . . . .	96
235	Have any of your brothers or sisters ever: smoked cigarettes? . . . . .	96
236	Have any of your brothers or sisters ever: taken a handgun to school? . . . . .	97
237	Have any of your brothers or sisters ever: been suspended or expelled from school? . . . . .	97
238	Have any of your brothers or sisters ever: used e-cigarettes, e-cigars or e-hookahs? . . . . .	97
239	Have any of your brothers or sisters ever: used prescription drugs not prescribed to him/her? . . . . .	97
240	Have you changed homes in the past year (the last 12 months)? . . . . .	98
241	How many times have you changed homes since kindergarten? . . . . .	98
242	Have you changed schools (including changing from elementary to middle and middle to high school) in the past year? . . . . .	98
243	How many times have you changed schools since kindergarten (including changing from elementary to middle and middle to high school)? . . . . .	99
244	Has anyone in your family ever had severe alcohol or drug problems? . . . . .	99
245	About how many adults (over 21) have you known personally who in the past year have: used marijuana, crack, cocaine, or other drugs? . . . . .	99
246	About how many adults (over 21) have you known personally who in the past year have: sold or dealt drugs? . . . . .	100
247	About how many adults (over 21) have you known personally who in the past year have: done other things that could get them in trouble with the police, like stealing, selling stolen goods, mugging or assaulting others, etc.? . . . . .	100
248	About how many adults (over 21) have you known personally who in the past year have: gotten drunk or high? . . . . .	100
249	Have you seen or heard information about underage drinking in the past 12 months from the following sources? Radio . . . . .	101
250	Have you seen or heard information about underage drinking in the past 12 months from the following sources? TV. . . . .	101
251	Have you seen or heard information about underage drinking in the past 12 months from the following sources? Print. This includes information on underage drinking you may have seen in the newspaper, on a billboard, in pamphlets, on stickers, etc. . . . .	101
252	Have you seen or heard information about underage drinking in the past 12 months from the following sources? Website or social media? (Facebook, Myspace, website, etc.) . . . . .	101
253	The next questions ask about your opinions of the information you saw or heard. If you have seen or heard more than one ad, please think about your favorite ad when answering these questions. The information about underage drinking that I saw or heard was convincing. . . . .	102

254	The next questions ask about your opinions of the information you saw or heard. If you have seen or heard more than one ad, please think about your favorite ad when answering these questions. The information about underage drinking that I saw or heard grabbed my attention. . . . .	102
255	The next questions ask about your opinions of the information you saw or heard. If you have seen or heard more than one ad, please think about your favorite ad when answering these questions. The information about underage drinking that I saw or heard said something important to me. . . . .	102
256	The next questions ask about your opinions of the information you saw or heard. If you have seen or heard more than one ad, please think about your favorite ad when answering these questions. Seeing or hearing this information about underage drinking made me want to stop or decrease my drinking. . . . .	103
257	How honest were you in filling out this survey? . . . . .	103

**List of Figures**

1 Grade Chart . . . . . 12  
2 Gender Chart . . . . . 13  
3 Age Chart . . . . . 14  
4 Ethnic Origin Chart . . . . . 15

# 1 INTRODUCTION

This report was generated from data collected on the *2016 Arkansas Prevention Needs Assessment Student Survey*. This report contains basic frequency tables of all data collected and graphs on the selected demographic variables of grade, gender, age and ethnic origin. The graph on ethnic origin is represented as a bar chart rather than as a pie chart. This is because students were allowed to mark more than one response for ethnic origin as opposed to being allowed to mark only one response. The bars represent the percent of students who marked each of the ethnic categories.

Questions regarding the information found in this report can be directed to:

**International Survey Associates dba Pride Surveys**

Mr. Jay Gleaton

2140 Newmarket Parkway

Suite 116

Marietta, GA 30067

Telephone: (800) 279-6361

Fax: (770) 726-9327

Website: <http://www.pridesurveys.com>

# Grade Chart

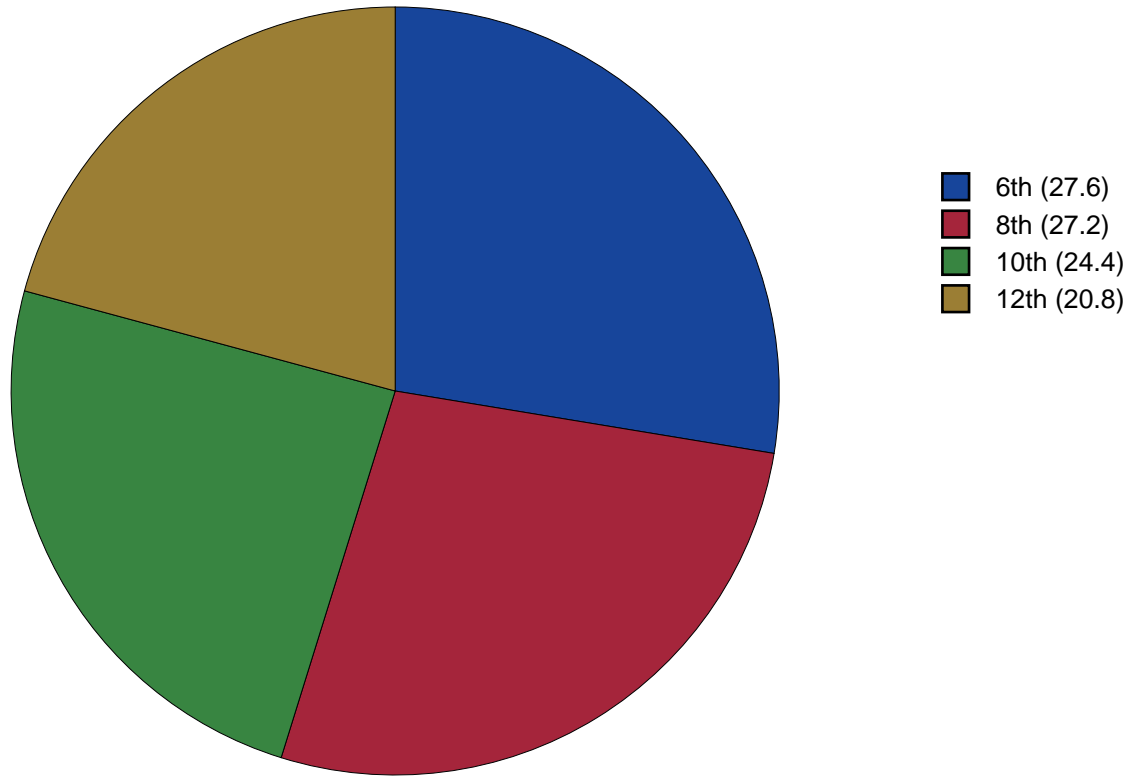


Figure 1: Grade Chart

# Gender Chart

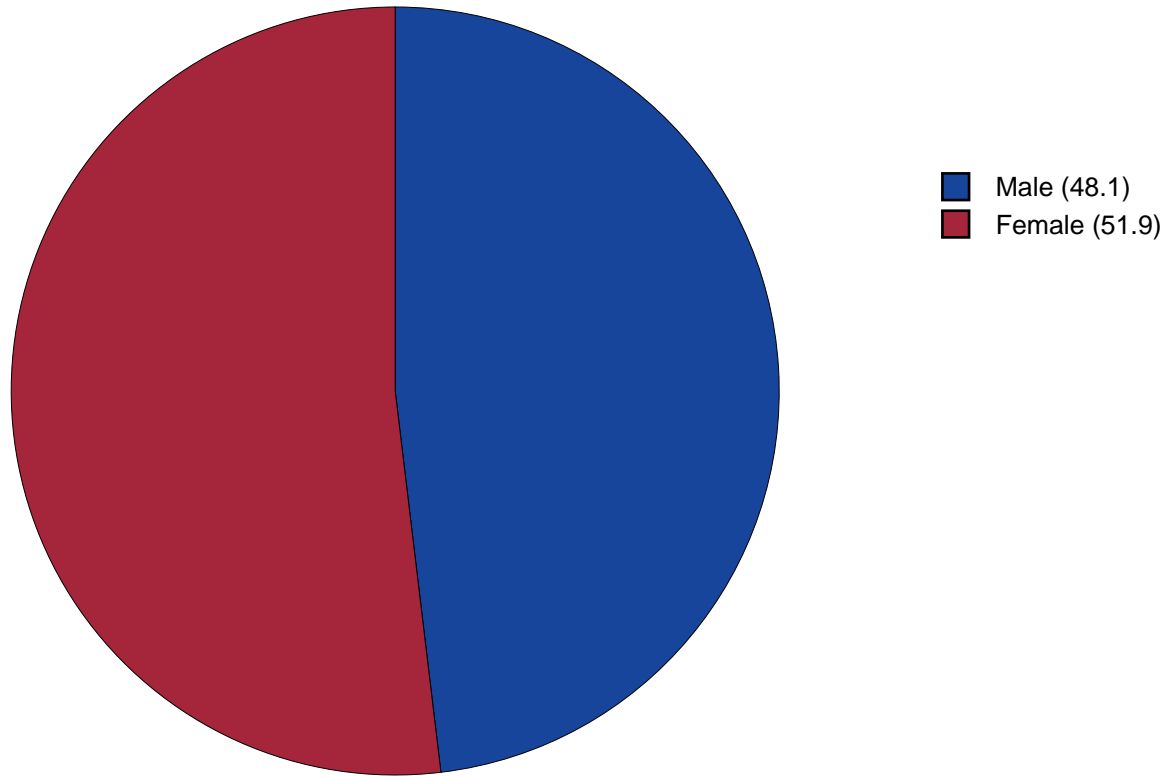


Figure 2: Gender Chart

# Age Chart

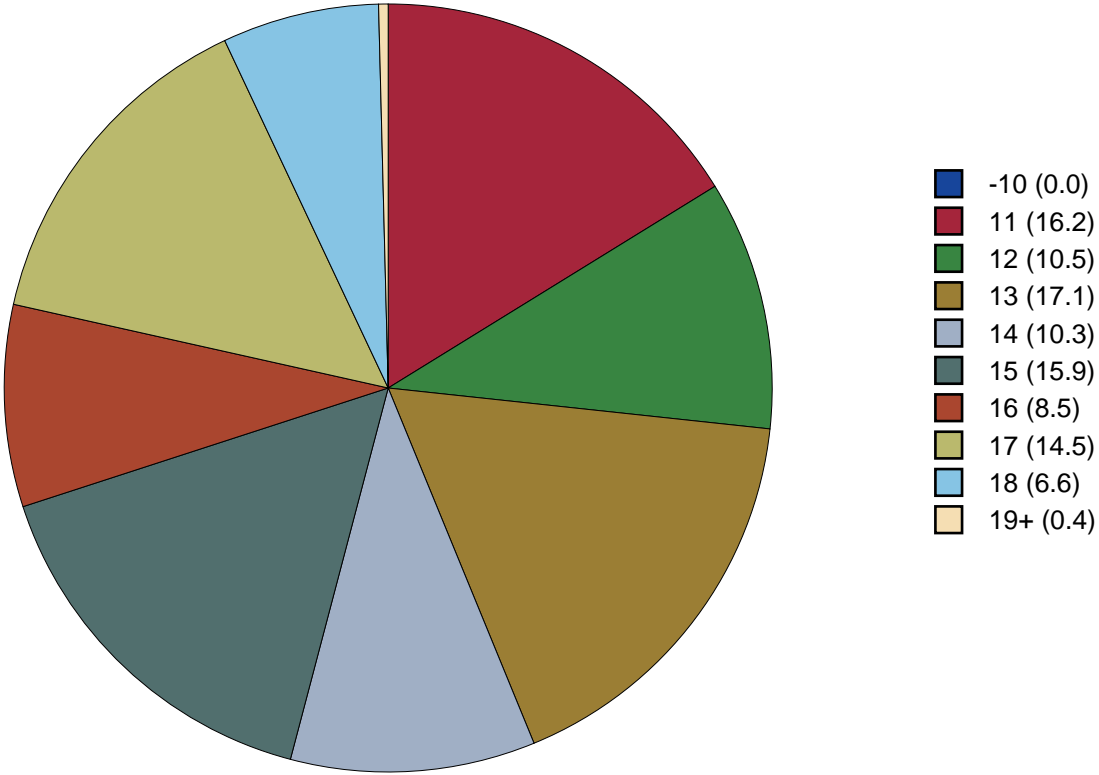


Figure 3: Age Chart

# Ethnic Origin Chart

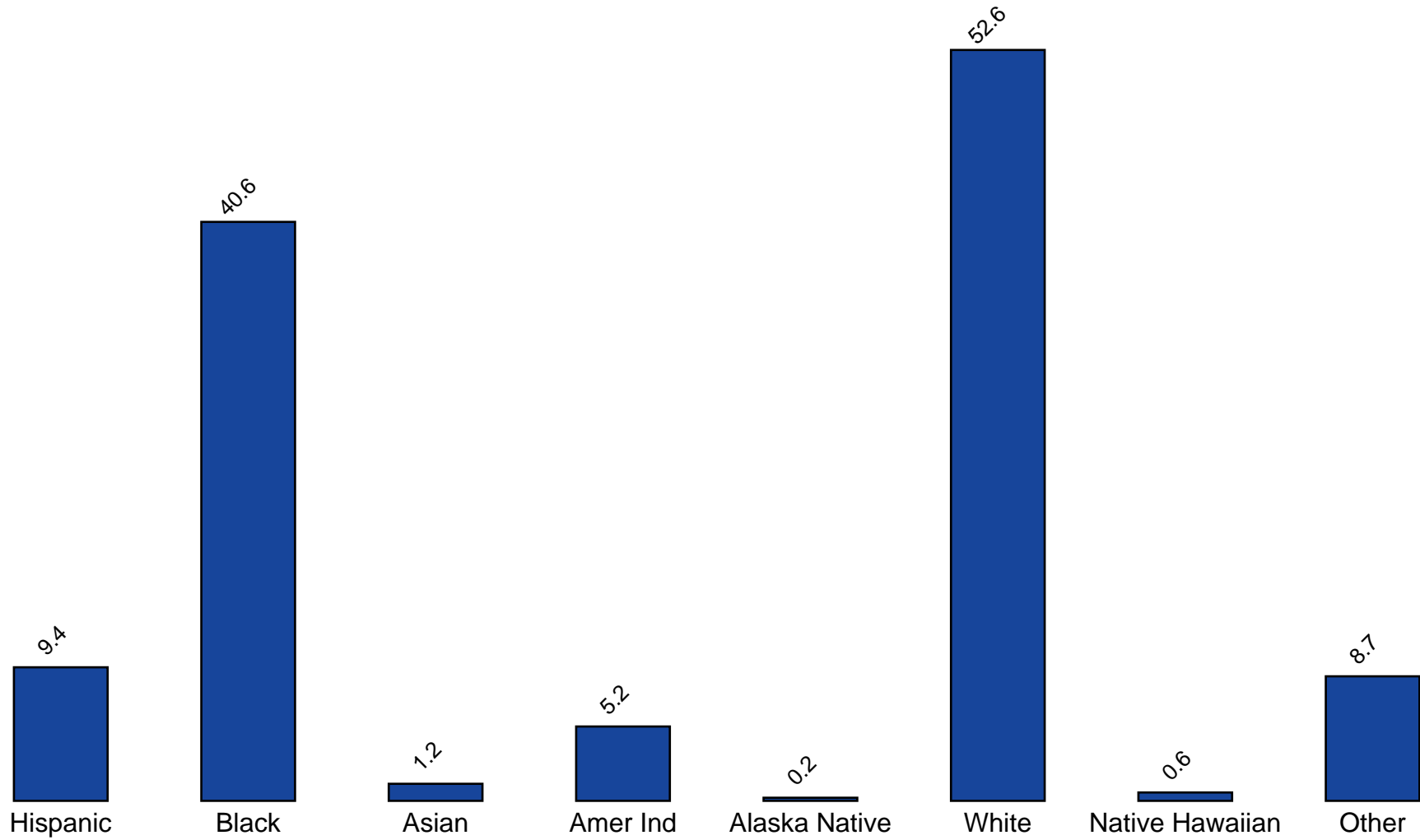


Figure 4: Ethnic Origin Chart

## 2 PERCENTAGE TABLES

The following tables contain frequency distribution detailing how your students responded to each question on the survey. The tables appear in the same order as the questions on the survey. The tables include breakdowns by grade level as well as overall percentages. The *N of Valid* row is a frequency count of the number of valid responses to each question for each grade and overall. The *N of Miss* row is a frequency count of the number of invalid (marked more than one response) or missing (i.e. did not respond) responses to each question for each grade and overall.

For the questions that allowed more than one response (i.e. race, live with, etc.) each response becomes a separate table. If a student did not mark the response, that was counted as a NO response, and if they did mark the response, that was counted as a YES response. Since a non response is a valid response for these questions, the *N of Miss* will always be zero for these questions.



Table 1: Sex



Response	6	8	10	12	Total	
Male	48.0	50.3	46.2	47.6	48.1	
Female	52.0	49.7	53.8	52.4	51.9	
N of Valid	1257	1242	1115	951	4565	
N of Miss	13	9	11	8	41	

Table 2: Age











Response	6	8	10	12	Total	
10 or younger	0.2	0.0	0.0	0.0	0.0	
11	58.9	0.0	0.0	0.0	16.2	
12	37.5	0.5	0.0	0.0	10.5	
13	3.5	59.2	0.0	0.0	17.1	
14	0.0	37.4	0.4	0.0	10.3	
15	0.0	2.9	61.7	0.0	15.9	
16	0.0	0.0	34.3	0.8	8.5	
17	0.0	0.0	3.5	65.7	14.5	
18	0.0	0.0	0.2	31.7	6.6	
19 or older	0.0	0.0	0.0	1.8	0.4	
N of Valid	1264	1251	1121	955	4591	
N of Miss	6	0	5	4	15	

Table 3: Are you Hispanic or Latino?



Response	6	8	10	12	Total	
No	90.3	90.0	91.1	91.3	90.6	
Yes	9.7	10.0	8.9	8.7	9.4	
N of Valid	1139	1196	1111	945	4391	
N of Miss	131	55	15	14	215	

Table 4: What is your race? Black or African American



Response	6	8	10	12	Total	
No	58.7	58.7	60.7	59.7	59.4	
Yes	41.3	41.3	39.3	40.3	40.6	
N of Valid	1270	1251	1126	959	4606	
N of Miss	0	0	0	0	0	

Table 5: What is your race? Asian



Response	6	8	10	12	Total	
No	98.8	98.8	98.9	98.6	98.8	
Yes	1.2	1.2	1.1	1.4	1.2	
N of Valid	1270	1251	1126	959	4606	
N of Miss	0	0	0	0	0	

Table 6: What is your race? American Indian



Response	6	8	10	12	Total	
No	93.4	95.0	94.7	96.6	94.8	
Yes	6.6	5.0	5.3	3.4	5.2	
N of Valid	1270	1251	1126	959	4606	
N of Miss	0	0	0	0	0	

Table 7: What is your race? Alaska Native



Response	6	8	10	12	Total	
No	99.8	99.8	99.8	99.7	99.8	
Yes	0.2	0.2	0.2	0.3	0.2	
N of Valid	1270	1251	1126	959	4606	
N of Miss	0	0	0	0	0	

Table 8: What is your race? White

Response	6	8	10	12	Total	
No	50.9	48.2	44.6	44.9	47.4	
Yes	49.1	51.8	55.4	55.1	52.6	
N of Valid	1270	1251	1126	959	4606	
N of Miss	0	0	0	0	0	

Table 9: What is your race? Native Hawaiian or Other Pacific Islander

Response	6	8	10	12	Total	
No	99.5	99.3	99.4	99.5	99.4	
Yes	0.5	0.7	0.6	0.5	0.6	
N of Valid	1270	1251	1126	959	4606	
N of Miss	0	0	0	0	0	

Table 10: What is your race? Other

Response	6	8	10	12	Total	
No	89.4	90.4	91.5	94.7	91.3	
Yes	10.6	9.6	8.5	5.3	8.7	
N of Valid	1270	1251	1126	959	4606	
N of Miss	0	0	0	0	0	

Table 11: What is the highest level of schooling completed by your mother or father?

Response	6	8	10	12	Total	
Completed grade school or less	3.8	2.4	1.7	1.7	2.5	
Some high school	3.5	5.6	7.4	12.6	7.0	
Completed high school	12.3	16.0	18.5	23.1	17.1	
Some college	11.6	13.8	19.3	17.9	15.4	
Completed college	23.0	26.1	28.2	24.7	25.5	
Graduate or professional school after college	8.9	10.9	8.4	9.5	9.4	
Don't know	35.3	23.4	14.4	8.9	21.4	
Does not apply	1.6	1.8	2.0	1.6	1.8	
N of Valid	1215	1203	1101	936	4455	
N of Miss	55	48	25	23	151	

Table 12: Think of where you live most of the time. Which of the following people live there with you? Mother

Response	6	8	10	12	Total	
No	17.2	15.6	16.9	20.9	17.4	
Yes	82.8	84.4	83.1	79.1	82.6	
N of Valid	1270	1251	1126	959	4606	
N of Miss	0	0	0	0	0	

Table 13: Think of where you live most of the time. Which of the following people live there with you? Stepmother

Response	6	8	10	12	Total	
No	94.1	94.6	94.0	94.6	94.3	
Yes	5.9	5.4	6.0	5.4	5.7	
N of Valid	1270	1251	1126	959	4606	
N of Miss	0	0	0	0	0	

Table 14: Think of where you live most of the time. Which of the following people live there with you? Foster Mother

Response	6	8	10	12	Total	
No	99.5	99.3	99.2	99.8	99.4	
Yes	0.5	0.7	0.8	0.2	0.6	
N of Valid	1270	1251	1126	959	4606	
N of Miss	0	0	0	0	0	

Table 15: Think of where you live most of the time. Which of the following people live there with you? Grandmother

Response	6	8	10	12	Total	
No	80.4	83.2	85.6	87.1	83.8	
Yes	19.6	16.8	14.4	12.9	16.2	
N of Valid	1270	1251	1126	959	4606	
N of Miss	0	0	0	0	0	

Table 16: Think of where you live most of the time. Which of the following people live there with you? Aunt

Response	6	8	10	12	Total	
No	91.7	94.9	96.4	96.4	94.7	
Yes	8.3	5.1	3.6	3.6	5.3	
N of Valid	1270	1251	1126	959	4606	
N of Miss	0	0	0	0	0	

Table 17: Think of where you live most of the time. Which of the following people live there with you? Father

Response	6	8	10	12	Total	
No	50.7	52.1	50.5	55.9	52.1	
Yes	49.3	47.9	49.5	44.1	47.9	
N of Valid	1270	1251	1126	959	4606	
N of Miss	0	0	0	0	0	

Table 18: Think of where you live most of the time. Which of the following people live there with you? Stepfather

Response	6	8	10	12	Total	
No	82.4	83.3	83.3	85.3	83.5	
Yes	17.6	16.7	16.7	14.7	16.5	
N of Valid	1270	1251	1126	959	4606	
N of Miss	0	0	0	0	0	

Table 19: Think of where you live most of the time. Which of the following people live there with you? Foster Father

Response	6	8	10	12	Total	
No	99.7	99.6	99.5	99.8	99.6	
Yes	0.3	0.4	0.5	0.2	0.4	
N of Valid	1270	1251	1126	959	4606	
N of Miss	0	0	0	0	0	

Table 20: Think of where you live most of the time. Which of the following people live there with you? Grandfather

Response	6	8	10	12	Total	
No	89.7	90.3	92.4	94.1	91.4	
Yes	10.3	9.7	7.6	5.9	8.6	
N of Valid	1270	1251	1126	959	4606	
N of Miss	0	0	0	0	0	

Table 21: Think of where you live most of the time. Which of the following people live there with you? Uncle

Response	6	8	10	12	Total	
No	94.3	96.0	97.3	97.3	96.1	
Yes	5.7	4.0	2.7	2.7	3.9	
N of Valid	1270	1251	1126	959	4606	
N of Miss	0	0	0	0	0	

Table 22: Think of where you live most of the time. Which of the following people live there with you? Other Adults

Response	6	8	10	12	Total	
No	97.2	97.7	98.3	97.4	97.6	
Yes	2.8	2.3	1.7	2.6	2.4	
N of Valid	1270	1251	1126	959	4606	
N of Miss	0	0	0	0	0	

Table 23: Think of where you live most of the time. Which of the following people live there with you? Brother(s)

Response	6	8	10	12	Total	
No	54.6	53.7	56.1	65.7	57.1	
Yes	45.4	46.3	43.9	34.3	42.9	
N of Valid	1270	1251	1126	959	4606	
N of Miss	0	0	0	0	0	

Table 24: Think of where you live most of the time. Which of the following people live there with you? Stepbrother(s)

Response	6	8	10	12	Total	
No	94.3	95.9	95.8	96.5	95.6	
Yes	5.7	4.1	4.2	3.5	4.4	
N of Valid	1270	1251	1126	959	4606	
N of Miss	0	0	0	0	0	

Table 25: Think of where you live most of the time. Which of the following people live there with you? Sister(s)

Response	6	8	10	12	Total	
No	55.4	59.3	60.4	67.9	60.3	
Yes	44.6	40.7	39.6	32.1	39.7	
N of Valid	1270	1251	1126	959	4606	
N of Miss	0	0	0	0	0	

Table 26: Think of where you live most of the time. Which of the following people live there with you? Stepsister(s)



Response	6	8	10	12	Total	
No	94.8	96.3	96.4	97.3	96.1	
Yes	5.2	3.7	3.6	2.7	3.9	
N of Valid	1270	1251	1126	959	4606	
N of Miss	0	0	0	0	0	

Table 27: Think of where you live most of the time. Which of the following people live there with you? Other Children



Response	6	8	10	12	Total	
No	94.4	95.7	95.9	95.4	95.3	
Yes	5.6	4.3	4.1	4.6	4.7	
N of Valid	1270	1251	1126	959	4606	
N of Miss	0	0	0	0	0	

Table 28: In my school, students have lots of chances to help decide things like class activities and rules.





Response	6	8	10	12	Total	
NO!	16.7	15.5	17.2	21.2	17.4	
no	34.6	35.7	36.0	35.8	35.5	
yes	39.1	42.9	41.6	35.9	40.1	
YES!	9.7	5.9	5.2	7.0	7.0	
N of Valid	1241	1220	1102	943	4506	
N of Miss	29	31	24	16	100	

Table 29: Teachers ask me to work on special classroom projects.





Response	6	8	10	12	Total	
NO!	10.6	9.2	9.6	11.6	10.2	
no	32.6	36.7	41.1	40.1	37.4	
yes	42.7	42.8	43.5	40.0	42.4	
YES!	14.1	11.4	5.8	8.2	10.1	
N of Valid	1246	1223	1111	939	4519	
N of Miss	24	28	15	20	87	



Table 30: My teacher(s) notices when I am doing a good job and lets me know about it.

Response	6	8	10	12	Total	
NO!	5.3	8.9	9.2	9.4	8.1	
no	15.0	20.0	22.6	23.9	20.1	
yes	43.0	49.6	50.5	48.3	47.7	
YES!	36.7	21.5	17.7	18.4	24.1	
N of Valid	1245	1220	1099	939	4503	
N of Miss	25	31	27	20	103	

Table 31: There are lots of chances for students in my school to get involved in sports, clubs, and other school activities outside of class.

Response	6	8	10	12	Total	
NO!	5.7	3.0	3.6	3.6	4.0	
no	14.2	7.7	7.4	8.0	9.5	
yes	41.3	42.1	43.6	47.7	43.4	
YES!	38.8	47.2	45.3	40.7	43.0	
N of Valid	1245	1221	1102	937	4505	
N of Miss	25	30	24	22	101	

Table 32: There are lots of chances for students in my school to talk with a teacher one-on-one.

Response	6	8	10	12	Total	
NO!	5.4	5.6	7.1	7.7	6.3	
no	14.9	20.2	24.8	22.5	20.3	
yes	44.5	50.0	49.1	48.9	48.0	
YES!	35.3	24.3	19.1	20.9	25.3	
N of Valid	1239	1225	1102	938	4504	
N of Miss	31	26	24	21	102	

Table 33: I feel safe at my school.





Response	6	8	10	12	Total	
NO!	8.8	11.8	12.2	10.4	10.8	
no	12.6	16.0	20.0	19.6	16.8	
yes	41.2	51.4	53.5	53.7	49.6	
YES!	37.3	20.9	14.3	16.3	22.8	
N of Valid	1235	1221	1099	934	4489	
N of Miss	35	30	27	25	117	

Table 34: The school lets my parents know when I have done something well.





Response	6	8	10	12	Total	
NO!	11.4	18.2	21.7	25.3	18.7	
no	27.9	39.6	44.7	43.3	38.4	
yes	38.3	30.9	26.3	26.2	30.8	
YES!	22.4	11.4	7.2	5.2	12.1	
N of Valid	1234	1215	1095	936	4480	
N of Miss	36	36	31	23	126	

Table 35: My teachers praise me when I work hard in school.





Response	6	8	10	12	Total	
NO!	12.5	15.7	18.4	16.9	15.7	
no	30.0	38.0	40.1	40.7	36.9	
yes	41.2	37.5	34.7	34.0	37.1	
YES!	16.2	8.8	6.8	8.4	10.3	
N of Valid	1225	1214	1100	931	4470	
N of Miss	45	37	26	28	136	

Table 36: Are your school grades better than the grades of most students in your class?

Response	6	8	10	12	Total	
NO!	9.0	7.6	7.4	4.8	7.3	
no	27.0	29.8	26.9	24.3	27.2	
yes	44.8	47.3	51.2	51.4	48.4	
YES!	19.2	15.3	14.6	19.5	17.1	
N of Valid	1239	1213	1098	935	4485	
N of Miss	31	38	28	24	121	

Table 37: I have lots of chances to be part of class discussions or activities.

Response	6	8	10	12	Total	
NO!	5.7	5.4	4.6	4.7	5.1	
no	16.2	16.4	16.6	19.1	17.0	
yes	46.2	55.1	60.2	58.5	54.6	
YES!	32.0	23.1	18.6	17.7	23.3	
N of Valid	1237	1220	1104	940	4501	
N of Miss	33	31	22	19	105	

Table 38: Now thinking back over the past year in school, how often did you: enjoy being in school?

Response	6	8	10	12	Total	
Never	8.1	9.4	12.5	15.2	11.0	
Seldom	11.9	15.6	16.7	19.0	15.5	
Sometimes	34.8	40.4	44.4	42.0	40.2	
Often	24.1	23.6	20.1	19.9	22.1	
Almost always	21.1	11.0	6.3	3.9	11.2	
N of Valid	1240	1231	1106	939	4516	
N of Miss	30	20	20	20	90	

Table 39: Now thinking back over the past year in school, how often did you: hate being in school?


Response	6	8	10	12	Total	
Never	16.2	6.7	5.2	3.4	8.2	
Seldom	28.6	25.0	18.0	15.1	22.2	
Sometimes	30.6	34.6	38.9	39.6	35.6	
Often	13.0	19.1	21.6	22.2	18.7	
Almost always	11.6	14.5	16.4	19.7	15.3	
N of Valid	1220	1222	1104	938	4484	
N of Miss	50	29	22	21	122	

Table 40: Now thinking back over the past year in school, how often did you: try to do your best work in school?


Response	6	8	10	12	Total	
Never	0.7	0.4	1.0	1.0	0.7	
Seldom	1.4	1.5	2.3	1.9	1.8	
Sometimes	5.7	10.7	12.9	14.9	10.7	
Often	15.6	29.6	33.2	35.7	27.9	
Almost always	76.7	57.8	50.6	46.6	58.8	
N of Valid	1214	1218	1088	934	4454	
N of Miss	56	33	38	25	152	

Table 41: How often do you feel that the school work you are assigned is meaningful and important?


Response	6	8	10	12	Total	
Never	5.1	4.9	7.1	10.0	6.6	
Seldom	10.3	14.5	21.7	26.3	17.6	
Sometimes	20.4	32.0	35.7	36.2	30.6	
Often	29.8	29.2	24.2	18.6	25.9	
Almost always	34.4	19.3	11.4	9.0	19.4	
N of Valid	1228	1217	1091	932	4468	
N of Miss	42	34	35	27	138	

Table 42: Putting them all together, what were your grades like last year?

Response	6	8	10	12	Total	
Mostly F's	1.4	1.6	1.4	0.3	1.2	
Mostly D's	2.5	4.8	4.2	2.3	3.5	
Mostly C's	14.0	20.2	20.7	21.5	19.0	
Mostly B's	38.5	38.3	41.5	42.1	40.0	
Mostly A's	43.6	35.1	32.1	33.7	36.3	
N of Valid	1108	1142	1062	916	4228	
N of Miss	162	109	64	43	378	

Table 43: How important do you think the things you are learning in school are going to be for your later life?

Response	6	8	10	12	Total	
Very important	54.5	33.3	17.0	15.0	31.4	
Quite important	22.2	24.8	22.9	18.4	22.3	
Fairly important	16.6	24.5	32.7	31.7	25.8	
Slightly important	5.1	13.9	21.8	28.1	16.3	
Not at all important	1.5	3.5	5.5	6.8	4.1	
N of Valid	1245	1229	1094	928	4496	
N of Miss	25	22	32	31	110	

Table 44: Do your parents care about your skipping or cutting school?

Response	6	8	10	12	Total	
Yes	94.3	97.0	96.1	93.6	95.3	
No	5.7	3.0	3.9	6.4	4.7	
N of Valid	1243	1228	1098	929	4498	
N of Miss	27	23	28	30	108	

Table 45: During the LAST FOUR WEEKS how many whole days of school have you missed because you skipped or 'cut'?

Response	6	8	10	12	Total	
None	68.5	77.8	78.5	70.1	73.8	
1	11.6	8.5	8.5	9.1	9.5	
2	7.4	5.0	5.6	7.4	6.3	
3	5.6	3.3	2.5	6.2	4.3	
4-5	4.9	3.8	3.6	4.5	4.2	
6-10	1.7	1.2	0.8	1.4	1.3	
11 or more	0.3	0.4	0.6	1.3	0.6	
N of Valid	1243	1228	1096	932	4499	
N of Miss	27	23	30	27	107	

Table 46: What are the chances you would be seen as cool if you: smoked cigarettes?

Response	6	8	10	12	Total	
No or very little chance	88.9	73.3	66.1	57.6	72.6	
Little chance	5.4	12.8	14.5	18.7	12.4	
Some chance	2.9	8.6	11.9	13.5	8.9	
Pretty good chance	1.6	3.9	4.9	6.4	4.0	
Very good chance	1.2	1.5	2.7	3.7	2.2	
N of Valid	1221	1220	1085	923	4449	
N of Miss	49	31	41	36	157	

Table 47: What are the chances you would be seen as cool if you: worked hard at school?

Response	6	8	10	12	Total	
No or very little chance	6.3	10.2	9.8	10.3	9.0	
Little chance	6.4	13.2	16.0	15.4	12.4	
Some chance	12.2	18.5	23.6	26.8	19.7	
Pretty good chance	20.1	27.4	25.3	23.7	24.1	
Very good chance	55.0	30.7	25.3	23.9	34.7	
N of Valid	1227	1221	1089	925	4462	
N of Miss	43	30	37	34	144	

Table 48: What are the chances you would be seen as cool if you: began drinking alcoholic beverages regularly, that is, at least once or twice a month?

Response	6	8	10	12	Total	
No or very little chance	86.0	66.1	49.8	39.5	62.0	
Little chance	6.6	14.5	16.3	17.6	13.4	
Some chance	3.7	9.5	15.0	17.7	11.0	
Pretty good chance	2.0	6.8	13.3	14.8	8.8	
Very good chance	1.7	3.1	5.6	10.4	4.8	
N of Valid	1221	1221	1087	926	4455	
N of Miss	49	30	39	33	151	

Table 49: What are the chances you would be seen as cool if you: defended someone who was being bullied?

Response	6	8	10	12	Total	
No or very little chance	10.7	12.9	10.8	14.5	12.1	
Little chance	7.2	11.8	14.6	14.5	11.8	
Some chance	14.4	23.8	27.8	25.1	22.5	
Pretty good chance	21.5	24.8	24.6	24.3	23.7	
Very good chance	46.1	26.7	22.1	21.6	29.8	
N of Valid	1220	1218	1088	923	4449	
N of Miss	50	33	38	36	157	

Table 50: What are the chances you would be seen as cool if you: smoked marijuana?

Response	6	8	10	12	Total	
No or very little chance	88.9	66.1	50.6	41.5	63.4	
Little chance	4.8	11.0	9.4	12.2	9.1	
Some chance	2.2	8.8	13.2	16.4	9.6	
Pretty good chance	1.2	6.7	11.6	13.4	7.8	
Very good chance	2.9	7.5	15.3	16.5	10.0	
N of Valid	1213	1217	1079	920	4429	
N of Miss	57	34	47	39	177	

Table 51: What are the chances you would be seen as cool if you: carried a handgun?

Response	6	8	10	12	Total	
No or very little chance	78.5	69.2	64.8	61.8	69.1	
Little chance	8.0	11.3	13.5	14.8	11.7	
Some chance	5.3	7.4	10.2	11.4	8.4	
Pretty good chance	2.6	5.9	6.1	6.2	5.1	
Very good chance	5.6	6.1	5.4	5.9	5.7	
N of Valid	1207	1213	1083	923	4426	
N of Miss	63	38	43	36	180	

Table 52: What are the chances you would be seen as cool if you: used e-cigarettes, e-cigars or e-hookahs?

Response	6	8	10	12	Total	
No or very little chance	89.3	70.8	60.8	51.6	69.4	
Little chance	4.4	11.2	13.2	14.6	10.5	
Some chance	2.6	8.2	11.4	15.3	8.9	
Pretty good chance	1.1	4.8	8.7	11.1	6.1	
Very good chance	2.6	5.0	5.9	7.5	5.1	
N of Valid	1208	1211	1086	923	4428	
N of Miss	62	40	40	36	178	

Table 53: What are the chances you would be seen as cool if you: bullied someone or cyber bullied someone?

Response	6	8	10	12	Total	
No or very little chance	80.3	68.6	69.8	69.0	72.2	
Little chance	9.0	15.1	13.4	14.9	13.0	
Some chance	4.8	8.4	9.7	9.2	7.9	
Pretty good chance	2.0	4.5	3.9	3.9	3.5	
Very good chance	3.9	3.4	3.2	2.9	3.4	
N of Valid	1216	1217	1082	924	4439	
N of Miss	54	34	44	35	167	



Table 54: Think of your four best friends (the friends you feel closest to). In the past year (12 months), how many of your best friends have: participated in clubs, organizations or activities at school?

Response	6	8	10	12	Total	
0	20.2	11.7	11.7	14.1	14.5	
1	12.4	9.2	9.2	12.4	10.7	
2	16.0	18.4	19.9	14.5	17.3	
3	15.4	17.2	16.3	18.0	16.7	
4	36.0	43.5	42.9	41.0	40.8	
N of Valid	1213	1208	1072	917	4410	
N of Miss	57	43	54	42	196	

Table 55: Think of your four best friends (the friends you feel closest to). In the past year (12 months), how many of your best friends have: smoked cigarettes?

Response	6	8	10	12	Total	
0	90.4	76.8	65.8	51.5	72.6	
1	5.8	14.4	13.8	17.4	12.5	
2	2.2	6.0	10.9	11.7	7.3	
3	0.6	1.8	3.9	8.3	3.3	
4	1.1	1.1	5.6	11.1	4.3	
N of Valid	1217	1205	1069	917	4408	
N of Miss	53	46	57	42	198	

Table 56: Think of your four best friends (the friends you feel closest to). In the past year (12 months), how many of your best friends have: tried beer, wine or hard liquor (for example, vodka, whiskey, or gin) when their parents didn't know about it?

Response	6	8	10	12	Total	
0	82.9	58.9	43.9	31.4	56.2	
1	9.4	16.5	15.2	15.5	14.0	
2	3.4	11.3	14.7	14.6	10.6	
3	1.4	5.3	9.5	11.1	6.4	
4	2.9	8.0	16.7	27.5	12.7	
N of Valid	1223	1202	1076	918	4419	
N of Miss	47	49	50	41	187	

Table 57: Think of your four best friends (the friends you feel closest to). In the past year (12 months), how many of your best friends have: used e-cigarettes, e-cigars, or e-hookahs?

Response	6	8	10	12	Total	
0	93.9	82.9	70.1	62.4	78.6	
1	3.6	8.6	12.1	13.0	9.0	
2	1.1	4.4	7.9	9.8	5.5	
3	0.7	2.2	3.8	5.5	2.9	
4	0.7	1.9	6.0	9.3	4.1	
N of Valid	1220	1207	1072	915	4414	
N of Miss	50	44	54	44	192	

Table 58: Think of your four best friends (the friends you feel closest to). In the past year (12 months), how many of your best friends have: used marijuana?

Response	6	8	10	12	Total	
0	94.2	78.0	58.6	45.5	71.0	
1	3.6	11.5	15.3	16.0	11.2	
2	0.7	4.7	9.5	13.8	6.6	
3	0.3	2.2	5.6	8.1	3.7	
4	1.2	3.7	11.0	16.6	7.5	
N of Valid	1215	1202	1068	914	4399	
N of Miss	55	49	58	45	207	

Table 59: Think of your four best friends (the friends you feel closest to). In the past year (12 months), how many of your best friends have: used prescription drugs or non-prescription drugs for the purpose of getting high?

Response	6	8	10	12	Total	
0	94.7	89.0	80.1	72.4	85.0	
1	3.3	5.6	8.3	11.4	6.8	
2	0.7	2.7	4.5	7.9	3.7	
3	0.4	1.7	2.8	3.1	1.9	
4	0.8	1.0	4.4	5.3	2.7	
N of Valid	1219	1201	1073	916	4409	
N of Miss	51	50	53	43	197	

Table 60: Think of your four best friends (the friends you feel closest to). In the past year (12 months), how many of your best friends have: used synthetic marijuana (K2, spice) or bath salts?

Response	6	8	10	12	Total	
0	97.3	94.0	88.8	88.5	92.5	
1	1.9	3.7	6.2	5.2	4.1	
2	0.2	1.2	2.1	2.8	1.5	
3	0.1	0.2	1.2	1.3	0.7	
4	0.5	0.8	1.8	2.1	1.2	
N of Valid	1213	1203	1073	915	4404	
N of Miss	57	48	53	44	202	

Table 61: Think of your four best friends (the friends you feel closest to). In the past year (12 months), how many of your best friends have: used LSD, cocaine, amphetamines, or other illegal drugs?

Response	6	8	10	12	Total	
0	96.4	95.6	90.0	88.6	93.0	
1	2.1	2.9	5.1	5.3	3.8	
2	0.5	0.7	2.7	3.3	1.7	
3	0.3	0.2	1.1	1.3	0.7	
4	0.7	0.6	1.0	1.4	0.9	
N of Valid	1211	1200	1070	916	4397	
N of Miss	59	51	56	43	209	

Table 62: Think of your four best friends (the friends you feel closest to). In the past year (12 months), how many of your best friends have: been bullied?

Response	6	8	10	12	Total	
0	34.5	43.7	50.8	64.9	47.3	
1	24.9	22.0	20.8	14.6	21.0	
2	16.8	15.2	13.1	9.5	13.9	
3	7.9	6.5	5.3	4.3	6.1	
4	15.8	12.8	10.0	6.8	11.7	
N of Valid	1212	1207	1071	917	4407	
N of Miss	58	44	55	42	199	

Table 63: Think of your four best friends (the friends you feel closest to). In the past year (12 months), how many of your best friends have: been suspended from school?

Response	6	8	10	12	Total	
0	64.7	57.2	62.3	68.0	62.7	
1	17.0	20.0	16.6	15.5	17.4	
2	7.5	11.6	9.1	7.8	9.1	
3	3.2	4.6	4.4	3.8	4.0	
4	7.5	6.5	7.7	4.9	6.8	
N of Valid	1210	1207	1071	912	4400	
N of Miss	60	44	55	47	206	

Table 64: Think of your four best friends (the friends you feel closest to). In the past year (12 months), how many of your best friends have: carried a handgun?

Response	6	8	10	12	Total	
0	92.3	90.1	89.1	85.8	89.6	
1	3.7	5.0	5.6	6.5	5.1	
2	1.2	1.8	2.5	3.4	2.2	
3	0.4	1.0	1.1	1.5	1.0	
4	2.3	2.1	1.6	2.7	2.2	
N of Valid	1209	1209	1069	911	4398	
N of Miss	61	42	57	48	208	

Table 65: Think of your four best friends (the friends you feel closest to). In the past year (12 months), how many of your best friends have: sold illegal drugs?

Response	6	8	10	12	Total	
0	97.1	93.7	86.6	80.3	90.1	
1	1.9	3.8	7.0	10.1	5.4	
2	0.6	1.0	2.8	5.1	2.2	
3	0.2	0.2	1.3	2.2	0.9	
4	0.2	1.2	2.3	2.3	1.4	
N of Valid	1210	1200	1065	910	4385	
N of Miss	60	51	61	49	221	

Table 66: Think of your four best friends (the friends you feel closest to). In the past year (12 months), how many of your best friends have: regularly attended religious services?






Response	6	8	10	12	Total	
0	39.8	28.4	22.5	25.8	29.5	
1	8.2	10.3	12.4	16.6	11.6	
2	8.6	13.9	18.2	19.1	14.6	
3	9.4	16.1	16.8	18.0	14.8	
4	34.0	31.2	30.2	20.5	29.5	
N of Valid	1189	1184	1068	913	4354	
N of Miss	81	67	58	46	252	

Table 67: Think of your four best friends (the friends you feel closest to). In the past year (12 months), how many of your best friends have: stolen or tried to steal a motor vehicle such as a car or motorcycle?






Response	6	8	10	12	Total	
0	97.0	95.4	94.1	92.9	95.0	
1	1.2	3.2	3.5	3.1	2.7	
2	0.7	0.6	1.2	2.1	1.1	
3	0.3	0.2	0.4	0.7	0.4	
4	0.7	0.6	0.8	1.3	0.8	
N of Valid	1216	1205	1072	917	4410	
N of Miss	54	46	54	42	196	

Table 68: Think of your four best friends (the friends you feel closest to). In the past year (12 months), how many of your best friends have: been arrested?






Response	6	8	10	12	Total	
0	93.3	87.8	85.6	84.3	88.0	
1	4.6	7.7	8.0	8.5	7.1	
2	0.8	2.4	3.8	3.7	2.6	
3	0.6	0.7	1.0	1.7	1.0	
4	0.7	1.3	1.5	1.7	1.3	
N of Valid	1215	1202	1066	917	4400	
N of Miss	55	49	60	42	206	

Table 69: Think of your four best friends (the friends you feel closest to). In the past year (12 months), how many of your best friends have: dropped out of school?

Response	6	8	10	12	Total	
0	94.9	96.6	91.6	87.0	92.9	
1	2.9	2.5	5.7	8.2	4.6	
2	1.3	0.5	1.2	3.0	1.4	
3	0.4	0.2	0.7	0.8	0.5	
4	0.5	0.2	0.7	1.1	0.6	
N of Valid	1217	1208	1068	914	4407	
N of Miss	53	43	58	45	199	

Table 70: Think of your four best friends (the friends you feel closest to). In the past year (12 months), how many of your best friends have: been members of a gang?

Response	6	8	10	12	Total	
0	89.5	86.3	86.4	85.2	87.0	
1	4.9	6.2	5.4	5.9	5.6	
2	1.1	2.8	3.1	2.5	2.3	
3	0.8	1.0	1.3	1.3	1.1	
4	3.7	3.7	3.8	5.0	4.0	
N of Valid	1208	1203	1065	914	4390	
N of Miss	62	48	61	45	216	

Table 71: How old were you when you first: smoked marijuana?

Response	6	8	10	12	Total	
Never	97.6	89.4	73.8	61.1	82.0	
10 or younger	1.2	1.7	2.4	1.9	1.8	
11	0.9	1.5	2.1	1.5	1.5	
12	0.2	2.7	2.5	2.6	2.0	
13	0.0	3.1	4.9	4.5	3.0	
14	0.0	1.5	6.6	5.3	3.1	
15	0.0	0.1	6.6	7.6	3.2	
16	0.0	0.0	1.1	9.1	2.2	
17 or older	0.0	0.1	0.0	6.5	1.4	
N of Valid	1217	1206	1080	912	4415	
N of Miss	53	45	46	47	191	

Table 72: How old were you when you first: smoked a cigarette, even just a puff?

Response	6	8	10	12	Total
Never	90.7	75.9	68.0	58.4	74.4
10 or younger	5.6	9.1	8.4	6.2	7.4
11	2.9	4.6	3.1	2.1	3.3
12	0.6	5.1	3.5	4.5	3.3
13	0.0	3.7	4.5	6.2	3.4
14	0.1	1.2	6.6	6.3	3.3
15	0.0	0.2	4.7	6.0	2.5
16	0.0	0.0	1.2	6.2	1.6
17 or older	0.1	0.0	0.0	4.1	0.9
N of Valid	1221	1205	1077	918	4421
N of Miss	49	46	49	41	185

Table 73: How old were you when you first: had more than a sip or two of beer, wine or hard liquor (for example, vodka, whiskey, or gin)?

Response	6	8	10	12	Total
Never	81.6	60.6	49.1	33.8	58.1
10 or younger	11.1	10.1	8.7	5.7	9.1
11	5.9	7.2	3.9	3.3	5.2
12	1.1	8.3	4.6	5.0	4.7
13	0.2	10.7	8.1	7.1	6.4
14	0.0	2.8	11.5	8.3	5.3
15	0.0	0.2	11.7	13.0	5.6
16	0.1	0.0	2.5	13.7	3.5
17 or older	0.1	0.0	0.0	10.0	2.1
N of Valid	1219	1201	1072	913	4405
N of Miss	51	50	54	46	201

Table 74: How old were you when you first: began drinking alcoholic beverages regularly, that is, at least once or twice a month?

Response	6	8	10	12	Total
Never	98.2	93.4	83.1	68.2	87.0
10 or younger	0.5	0.8	1.6	0.9	0.9
11	0.8	1.1	1.0	0.5	0.9
12	0.2	1.1	1.0	1.0	0.8
13	0.0	2.6	2.1	1.5	1.6
14	0.0	0.9	4.0	3.4	1.9
15	0.0	0.1	5.7	5.6	2.6
16	0.1	0.0	1.4	10.2	2.5
17 or older	0.2	0.0	0.1	8.7	1.9
N of Valid	1218	1209	1076	915	4418
N of Miss	52	42	50	44	188

Table 75: How old were you when you first: used Daztrex?

Response	6	8	10	12	Total
Never	100.0	100.0	100.0	100.0	100.0
10 or younger	0.0	0.0	0.0	0.0	0.0
11	0.0	0.0	0.0	0.0	0.0
12	0.0	0.0	0.0	0.0	0.0
13	0.0	0.0	0.0	0.0	0.0
14	0.0	0.0	0.0	0.0	0.0
15	0.0	0.0	0.0	0.0	0.0
16	0.0	0.0	0.0	0.0	0.0
17 or older	0.0	0.0	0.0	0.0	0.0
N of Valid	1194	1194	1067	912	4367
N of Miss	76	57	59	47	239



Table 76: How old were you when you first: got suspended from school?

Response	6	8	10	12	Total	
Never	80.3	72.7	71.3	69.3	73.8	
10 or younger	11.8	10.8	8.2	8.1	9.9	
11	6.5	5.8	3.7	2.9	4.9	
12	1.2	5.0	4.0	3.5	3.4	
13	0.1	4.1	5.0	3.9	3.2	
14	0.0	1.2	4.0	3.8	2.1	
15	0.0	0.2	3.1	3.8	1.6	
16	0.1	0.0	0.6	2.9	0.8	
17 or older	0.0	0.1	0.0	1.6	0.4	
N of Valid	1215	1207	1068	916	4406	
N of Miss	55	44	58	43	200	

Table 77: How old were you when you first: got arrested?

Response	6	8	10	12	Total	
Never	98.2	96.2	94.8	91.9	95.5	
10 or younger	0.6	0.5	0.3	0.4	0.5	
11	1.0	0.6	0.6	0.3	0.6	
12	0.2	1.2	0.6	0.4	0.6	
13	0.1	1.3	0.9	1.1	0.8	
14	0.0	0.2	1.5	1.1	0.6	
15	0.0	0.0	0.8	1.5	0.5	
16	0.0	0.0	0.5	1.7	0.5	
17 or older	0.0	0.1	0.1	1.4	0.3	
N of Valid	1217	1207	1076	916	4416	
N of Miss	53	44	50	43	190	

Table 78: How old were you when you first: carried a handgun?


Response	6	8	10	12	Total	
Never	93.3	91.7	92.4	91.5	92.2	
10 or younger	3.1	2.1	1.8	1.3	2.1	
11	2.5	1.2	1.1	0.3	1.4	
12	0.8	2.0	0.7	0.9	1.1	
13	0.2	2.0	1.1	0.9	1.0	
14	0.0	0.8	0.8	0.4	0.5	
15	0.0	0.1	2.0	0.7	0.6	
16	0.0	0.1	0.2	2.0	0.5	
17 or older	0.1	0.0	0.0	2.1	0.5	
N of Valid	1211	1201	1073	913	4398	
N of Miss	59	50	53	46	208	

Table 79: How old were you when you first: used e-cigarettes, e-cigars, or e-hookahs?


Response	6	8	10	12	Total	
Never	97.2	88.4	81.1	73.4	85.9	
10 or younger	1.5	1.2	0.8	0.2	1.0	
11	0.8	2.4	0.6	0.3	1.1	
12	0.2	3.6	1.7	0.7	1.6	
13	0.1	3.4	3.3	2.2	2.2	
14	0.0	0.7	6.0	3.1	2.3	
15	0.1	0.2	5.0	7.5	2.9	
16	0.0	0.0	1.5	7.9	2.0	
17 or older	0.1	0.0	0.0	4.8	1.0	
N of Valid	1211	1209	1075	917	4412	
N of Miss	59	42	51	42	194	

Table 80: How old were you when you first: belonged to a gang?

Response	6	8	10	12	Total
Never	95.9	95.0	94.7	94.2	95.0
10 or younger	1.2	1.4	1.6	2.5	1.6
11	2.1	0.4	0.5	0.1	0.8
12	0.8	1.0	0.7	0.5	0.8
13	0.0	1.2	0.7	0.5	0.6
14	0.0	0.7	0.5	0.3	0.4
15	0.0	0.1	1.1	0.3	0.4
16	0.0	0.0	0.4	0.9	0.3
17 or older	0.1	0.1	0.0	0.5	0.2
N of Valid	1205	1206	1076	910	4397
N of Miss	65	45	50	49	209

Table 81: How old were you when you first: used prescription drugs not prescribed to you?

Response	6	8	10	12	Total
Never	97.9	94.7	88.2	84.4	91.9
10 or younger	1.1	1.5	2.0	1.5	1.5
11	0.7	0.6	0.7	0.2	0.6
12	0.2	0.8	1.1	0.5	0.7
13	0.0	2.0	1.9	2.3	1.5
14	0.0	0.4	2.6	2.2	1.2
15	0.0	0.0	2.8	3.3	1.4
16	0.0	0.0	0.6	3.3	0.8
17 or older	0.2	0.0	0.0	2.2	0.5
N of Valid	1219	1212	1077	913	4421
N of Miss	51	39	49	46	185

Table 82: How wrong do you think it is for someone your age to: take a handgun to school?

Response	6	8	10	12	Total	
Very wrong	89.2	84.6	81.9	85.5	85.4	
Wrong	7.7	10.5	12.2	9.2	9.9	
A little bit wrong	2.0	3.8	4.3	3.6	3.4	
Not at all wrong	1.1	1.1	1.6	1.6	1.3	
N of Valid	1235	1218	1070	919	4442	
N of Miss	35	33	56	40	164	

Table 83: How wrong do you think it is for someone your age to: steal anything?

Response	6	8	10	12	Total	
Very wrong	73.0	61.6	64.4	68.6	66.9	
Wrong	21.3	29.5	27.6	24.6	25.8	
A little bit wrong	4.6	7.6	6.8	5.5	6.2	
Not at all wrong	1.1	1.4	1.1	1.3	1.2	
N of Valid	1229	1215	1068	919	4431	
N of Miss	41	36	58	40	175	

Table 84: How wrong do you think it is for someone your age to: pick a fight with someone?

Response	6	8	10	12	Total	
Very wrong	58.4	46.1	49.1	53.6	51.8	
Wrong	25.7	31.3	31.2	29.2	29.3	
A little bit wrong	11.8	19.1	16.4	14.5	15.5	
Not at all wrong	4.1	3.6	3.3	2.7	3.5	
N of Valid	1218	1202	1065	915	4400	
N of Miss	52	49	61	44	206	

Table 85: How wrong do you think it is for someone your age to: attack someone with the idea of seriously hurting them?

Response	6	8	10	12	Total	
Very wrong	87.2	76.4	74.2	72.6	78.0	
Wrong	8.1	15.9	17.2	18.5	14.6	
A little bit wrong	3.0	5.4	6.4	6.3	5.2	
Not at all wrong	1.7	2.3	2.2	2.5	2.2	
N of Valid	1222	1215	1068	917	4422	
N of Miss	48	36	58	42	184	

Table 86: How wrong do you think it is for someone your age to: stay away from school all day when their parents think they are at school?

Response	6	8	10	12	Total	
Very wrong	83.9	68.2	58.3	53.2	67.0	
Wrong	11.0	23.2	28.2	27.4	21.9	
A little bit wrong	3.9	6.0	11.4	16.2	8.8	
Not at all wrong	1.2	2.6	2.1	3.3	2.2	
N of Valid	1221	1213	1059	916	4409	
N of Miss	49	38	67	43	197	

Table 87: How wrong do you think it is for someone your age to: drink beer, wine or hard liquor (for example, vodka, whiskey, or gin) regularly?

Response	6	8	10	12	Total	
Very wrong	88.3	66.6	48.7	39.6	62.7	
Wrong	7.3	20.8	25.5	23.9	18.8	
A little bit wrong	2.5	9.6	19.2	24.5	13.1	
Not at all wrong	1.9	3.0	6.5	12.0	5.4	
N of Valid	1222	1213	1061	915	4411	
N of Miss	48	38	65	44	195	

Table 88: How wrong do you think it is for someone your age to: smoke cigarettes?

Response	6	8	10	12	Total	
Very wrong	88.2	74.1	61.2	50.0	69.9	
Wrong	8.1	17.7	20.1	20.5	16.2	
A little bit wrong	2.4	6.2	13.2	17.6	9.2	
Not at all wrong	1.3	2.0	5.5	11.9	4.7	
N of Valid	1216	1213	1059	914	4402	
N of Miss	54	38	67	45	204	

Table 89: How wrong do you think it is for someone your age to: smoke marijuana?

Response	6	8	10	12	Total	
Very wrong	92.5	75.5	56.6	46.3	69.6	
Wrong	4.9	11.9	16.1	15.9	11.8	
A little bit wrong	1.0	7.5	15.1	17.5	9.6	
Not at all wrong	1.6	5.1	12.2	20.3	9.0	
N of Valid	1217	1212	1061	912	4402	
N of Miss	53	39	65	47	204	

Table 90: How wrong do you think it is for someone your age to: use prescription drugs or non-prescription drugs for the purpose of getting high?

Response	6	8	10	12	Total	
Very wrong	93.6	85.6	78.2	72.5	83.3	
Wrong	4.3	10.1	14.1	16.5	10.8	
A little bit wrong	1.1	2.4	4.6	7.2	3.6	
Not at all wrong	1.0	1.9	3.1	3.7	2.3	
N of Valid	1218	1209	1063	913	4403	
N of Miss	52	42	63	46	203	

Table 91: How wrong do you think it is for someone your age to: use synthetic marijuana (K2, spice) or bath salts?

Response	6	8	10	12	Total	
Very wrong	94.3	88.4	86.9	87.5	89.5	
Wrong	3.9	8.4	8.8	9.0	7.3	
A little bit wrong	0.9	1.7	2.5	2.1	1.7	
Not at all wrong	0.9	1.6	1.9	1.4	1.4	
N of Valid	1218	1207	1060	914	4399	
N of Miss	52	44	66	45	207	

Table 92: How wrong do you think it is for someone your age to: use LSD, cocaine, amphetamines or another illegal drug?

Response	6	8	10	12	Total	
Very wrong	95.3	91.7	87.5	88.1	90.9	
Wrong	3.0	5.8	8.5	8.2	6.2	
A little bit wrong	0.6	1.2	2.4	2.2	1.5	
Not at all wrong	1.1	1.3	1.7	1.4	1.4	
N of Valid	1217	1207	1062	911	4397	
N of Miss	53	44	64	48	209	

Table 93: How wrong do you think it is for someone your age to: use e-cigarettes, e-cigars or e-hookahs?

Response	6	8	10	12	Total	
Very wrong	89.8	74.2	58.5	52.3	70.2	
Wrong	6.3	12.9	16.8	14.8	12.4	
A little bit wrong	2.4	8.8	16.1	15.0	10.1	
Not at all wrong	1.6	4.1	8.6	17.9	7.3	
N of Valid	1211	1207	1057	912	4387	
N of Miss	59	44	69	47	219	

Table 94: At school during the past 12 months, did you receive help from the resource teacher, speech therapist or other special education teacher?

Response	6	8	10	12	Total
No	74.9	84.4	89.3	90.1	84.1
Yes	25.1	15.6	10.7	9.9	15.9
N of Valid	1060	1058	923	778	3819
N of Miss	210	193	203	181	787

Table 95: How many times in the past year (12 months) have you: been suspended from school?

Response	6	8	10	12	Total
Never	85.2	84.5	87.0	88.9	86.2
1 to 2 times	11.2	12.7	10.0	8.6	10.8
3 to 5 times	2.5	1.7	1.6	2.2	2.0
6 to 9 times	0.4	0.5	0.8	0.1	0.5
10 to 19 times	0.4	0.2	0.2	0.0	0.2
20 to 29 times	0.1	0.1	0.1	0.0	0.1
30 to 39 times	0.0	0.1	0.0	0.1	0.0
40+ times	0.2	0.2	0.3	0.1	0.2
N of Valid	1222	1216	1061	908	4407
N of Miss	48	35	65	51	199

Table 96: How many times in the past year (12 months) have you: carried a handgun?

Response	6	8	10	12	Total
Never	93.4	92.3	93.4	92.7	92.9
1 to 2 times	4.3	3.5	2.6	2.8	3.3
3 to 5 times	1.2	1.2	0.8	1.5	1.1
6 to 9 times	0.2	1.1	1.1	0.2	0.7
10 to 19 times	0.2	0.6	0.4	0.7	0.5
20 to 29 times	0.0	0.2	0.4	0.6	0.3
30 to 39 times	0.0	0.2	0.1	0.0	0.1
40+ times	0.7	0.9	1.3	1.5	1.1
N of Valid	1213	1207	1057	905	4382
N of Miss	57	44	69	54	224



Table 97: How many times in the past year (12 months) have you: sold illegal drugs?

Response	6	8	10	12	Total	
Never	99.1	98.3	95.3	94.3	97.0	
1 to 2 times	0.2	0.6	1.8	2.4	1.1	
3 to 5 times	0.5	0.4	0.5	0.4	0.5	
6 to 9 times	0.1	0.3	0.6	1.1	0.5	
10 to 19 times	0.1	0.1	0.4	0.2	0.2	
20 to 29 times	0.0	0.0	0.3	0.0	0.1	
30 to 39 times	0.0	0.0	0.1	0.0	0.0	
40+ times	0.1	0.3	1.0	1.5	0.7	
N of Valid	1195	1199	1050	905	4349	
N of Miss	75	52	76	54	257	

Table 98: How many times in the past year (12 months) have you: stolen or tried to steal a motor vehicle such as a car or motorcycle?

Response	6	8	10	12	Total	
Never	99.1	98.5	97.9	98.3	98.5	
1 to 2 times	0.5	0.8	1.3	0.8	0.8	
3 to 5 times	0.2	0.2	0.2	0.3	0.2	
6 to 9 times	0.1	0.0	0.3	0.1	0.1	
10 to 19 times	0.0	0.1	0.1	0.0	0.0	
20 to 29 times	0.1	0.0	0.1	0.1	0.1	
30 to 39 times	0.0	0.2	0.0	0.1	0.1	
40+ times	0.1	0.2	0.1	0.2	0.1	
N of Valid	1203	1203	1056	900	4362	
N of Miss	67	48	70	59	244	

Table 99: How many times in the past year (12 months) have you: participated in clubs, organizations or activities at school?









Response	6	8	10	12	Total	
Never	36.4	30.6	28.5	31.8	31.9	
1 to 2 times	25.9	21.6	16.5	9.8	19.1	
3 to 5 times	14.7	16.2	14.6	13.1	14.7	
6 to 9 times	7.6	9.3	7.9	7.3	8.1	
10 to 19 times	4.8	6.2	7.4	10.0	6.9	
20 to 29 times	2.5	3.2	4.8	5.6	3.9	
30 to 39 times	1.1	1.9	2.0	2.6	1.8	
40+ times	7.1	11.0	18.4	19.9	13.5	
N of Valid	1202	1201	1057	896	4356	
N of Miss	68	50	69	63	250	

Table 100: How many times in the past year (12 months) have you: been arrested?









Response	6	8	10	12	Total	
Never	98.1	96.6	96.1	96.0	96.8	
1 to 2 times	1.3	2.5	3.1	3.3	2.5	
3 to 5 times	0.4	0.5	0.3	0.1	0.3	
6 to 9 times	0.1	0.2	0.2	0.2	0.2	
10 to 19 times	0.0	0.1	0.0	0.0	0.0	
20 to 29 times	0.0	0.0	0.2	0.0	0.0	
30 to 39 times	0.1	0.0	0.0	0.0	0.0	
40+ times	0.0	0.2	0.2	0.3	0.2	
N of Valid	1202	1199	1048	897	4346	
N of Miss	68	52	78	62	260	

Table 101: How many times in the past year (12 months) have you: attacked someone with the idea of seriously hurting them?









Response	6	8	10	12	Total	
Never	90.7	89.2	87.8	90.8	89.6	
1 to 2 times	5.6	7.8	8.4	5.5	6.9	
3 to 5 times	1.7	1.6	1.9	1.3	1.6	
6 to 9 times	0.9	0.5	0.9	1.0	0.8	
10 to 19 times	0.3	0.5	0.3	0.3	0.4	
20 to 29 times	0.0	0.2	0.1	0.2	0.1	
30 to 39 times	0.2	0.0	0.1	0.0	0.1	
40+ times	0.5	0.2	0.5	0.8	0.5	
N of Valid	1209	1203	1055	902	4369	
N of Miss	61	48	71	57	237	

Table 102: How many times in the past year (12 months) have you: been drunk or high at school?









Response	6	8	10	12	Total	
Never	98.0	94.4	87.7	85.0	91.8	
1 to 2 times	1.4	3.5	6.1	6.2	4.1	
3 to 5 times	0.2	1.0	2.2	2.7	1.4	
6 to 9 times	0.1	0.3	0.8	1.2	0.5	
10 to 19 times	0.1	0.2	0.8	2.3	0.7	
20 to 29 times	0.1	0.0	0.9	0.7	0.4	
30 to 39 times	0.0	0.1	0.6	0.2	0.2	
40+ times	0.2	0.5	0.9	1.7	0.8	
N of Valid	1206	1207	1057	898	4368	
N of Miss	64	44	69	61	238	

Table 103: How many times in the past year (12 months) have you: taken a handgun to school?

Response	6	8	10	12	Total
Never	99.3	99.4	99.1	98.7	99.2
1 to 2 times	0.4	0.2	0.2	0.6	0.3
3 to 5 times	0.1	0.1	0.3	0.3	0.2
6 to 9 times	0.1	0.0	0.1	0.1	0.1
10 to 19 times	0.0	0.1	0.1	0.1	0.1
20 to 29 times	0.0	0.0	0.0	0.0	0.0
30 to 39 times	0.0	0.0	0.1	0.0	0.0
40+ times	0.1	0.2	0.1	0.2	0.2
N of Valid	1204	1203	1048	901	4356
N of Miss	66	48	78	58	250

Table 104: Are you currently on probation, or assigned a probation officer with Juvenile Court?

Response	6	8	10	12	Total
No	96.2	95.7	96.2	97.0	96.2
Yes	3.8	4.3	3.8	3.0	3.8
N of Valid	1081	1081	980	831	3973
N of Miss	189	170	146	128	633

Table 105: Have you ever belonged to a gang?

Response	6	8	10	12	Total
No	93.1	91.9	91.9	91.3	92.1
No, but would like to	1.2	1.3	1.9	1.5	1.5
Yes, in the past	2.8	3.9	2.5	2.2	2.9
Yes, belong now	2.5	2.6	3.6	4.9	3.3
Yes, but would like to get out	0.4	0.2	0.1	0.1	0.2
N of Valid	1233	1212	1059	906	4410
N of Miss	37	39	67	53	196

Table 106: If you have ever belonged to a gang, did that gang have a name?

Response	6	8	10	12	Total	
No	9.2	9.1	9.6	12.8	10.0	
Yes	5.5	6.6	6.8	7.1	6.4	
I have never belonged to a gang	85.3	84.3	83.6	80.2	83.6	
N of Valid	1221	1204	1048	893	4366	
N of Miss	49	47	78	66	240	

Table 107: You are at a party at someone's house, and one of your friends offers you a drink containing alcohol. What would you say or do?

Response	6	8	10	12	Total	
Drink it	4.9	17.4	29.6	40.7	21.6	
Tell your friend, 'No thanks, I don't drink' and suggest that you and your friend go and do something else	43.4	36.8	33.4	21.7	34.7	
Just say, 'No thanks' and walk away	35.9	31.7	31.0	30.3	32.4	
Make up a good excuse, tell your friend you had something else to do, and leave	15.8	14.1	6.0	7.3	11.2	
N of Valid	1213	1201	1046	892	4352	
N of Miss	57	50	80	67	254	

Table 108: How often do you attend religious services or activities?

Response	6	8	10	12	Total	
Never	21.0	14.8	11.4	13.4	15.4	
Rarely	20.4	17.6	19.9	28.7	21.2	
1-2 Times a Month	10.1	12.5	15.8	14.4	13.0	
About Once a Week or More	48.5	55.2	52.8	43.5	50.4	
N of Valid	1208	1202	1049	896	4355	
N of Miss	62	49	77	63	251	

Table 109: I think sometimes it's okay to cheat at school.

Response	6	8	10	12	Total	
NO!	67.0	34.6	20.1	16.3	36.4	
no	26.5	41.3	37.8	33.0	34.6	
yes	5.4	20.8	33.7	40.4	23.6	
YES!	1.1	3.3	8.4	10.4	5.4	
N of Valid	1220	1207	1054	904	4385	
N of Miss	50	44	72	55	221	

Table 110: It is important to think before you act.

Response	6	8	10	12	Total	
NO!	2.2	1.7	1.9	2.3	2.0	
no	1.8	2.7	2.1	2.5	2.2	
yes	23.0	33.6	33.0	34.9	30.8	
YES!	73.0	62.0	63.0	60.3	65.0	
N of Valid	1218	1206	1049	894	4367	
N of Miss	52	45	77	65	239	

Table 111: Sometimes I think that life is not worth it.

Response	6	8	10	12	Total	
NO!	54.9	45.3	40.2	38.1	45.2	
no	20.9	23.4	25.3	28.7	24.2	
yes	16.9	19.6	23.8	22.5	20.5	
YES!	7.3	11.7	10.8	10.7	10.1	
N of Valid	1199	1175	1040	896	4310	
N of Miss	71	76	86	63	296	

Table 112: At times I think I am no good at all.


Response	6	8	10	12	Total	
NO!	37.6	31.8	30.9	29.6	32.7	
no	23.4	24.4	25.0	26.0	24.6	
yes	26.3	28.6	30.7	30.3	28.8	
YES!	12.7	15.2	13.4	14.1	13.8	
N of Valid	1196	1185	1045	895	4321	
N of Miss	74	66	81	64	285	

Table 113: All in all, I am inclined to think that I am a failure.

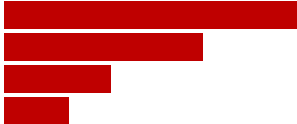
Response	6	8	10	12	Total	
NO!	54.7	46.0	43.1	41.6	46.8	
no	24.8	30.6	33.2	33.4	30.2	
yes	13.1	14.8	15.7	17.0	15.0	
YES!	7.4	8.7	8.0	7.9	8.0	
N of Valid	1195	1186	1039	894	4314	
N of Miss	75	65	87	65	292	

Table 114: In the past year, have you felt depressed or sad MOST days, even if you felt okay sometimes?


Response	6	8	10	12	Total	
NO!	31.8	30.8	26.6	28.2	29.5	
no	20.2	23.2	22.2	23.4	22.2	
yes	28.4	27.4	28.3	27.5	27.9	
YES!	19.6	18.5	22.9	20.8	20.4	
N of Valid	1212	1193	1044	893	4342	
N of Miss	58	58	82	66	264	

Table 115: It is all right to beat up people if they start the fight.

Response	6	8	10	12	Total	
NO!	42.5	25.3	23.8	20.5	28.7	
no	18.4	22.4	21.0	18.6	20.2	
yes	18.6	26.1	27.8	28.7	24.9	
YES!	20.4	26.3	27.5	32.2	26.2	
N of Valid	1204	1190	1040	897	4331	
N of Miss	66	61	86	62	275	

Table 116: I think it is okay to take something without asking if you can get away with it.

Response	6	8	10	12	Total	
NO!	79.4	61.8	60.8	59.0	66.0	
no	18.0	32.1	32.9	34.0	28.7	
yes	1.8	4.5	4.7	5.5	4.0	
YES!	0.8	1.6	1.5	1.5	1.3	
N of Valid	1218	1187	1037	893	4335	
N of Miss	52	64	89	66	271	

Table 117: Where do you get the most information about living a drug and alcohol free life? Parents/guardians

Response	6	8	10	12	Total	
All the time	61.0	56.7	55.3	47.8	55.7	
Most	15.2	19.5	19.5	20.2	18.4	
Some	8.9	11.4	15.4	17.9	13.0	
Very little	14.9	12.4	9.8	14.1	12.8	
N of Valid	1183	1172	1037	893	4285	
N of Miss	87	79	89	66	321	



Table 118: Where do you get the most information about living a drug and alcohol free life? Friends

Response	6	8	10	12	Total	
All the time	21.7	15.1	13.3	11.1	15.6	
Most	14.7	19.7	16.4	12.1	16.0	
Some	21.8	27.7	32.1	29.4	27.5	
Very little	41.8	37.5	38.2	47.4	40.9	
N of Valid	1156	1161	1018	882	4217	
N of Miss	114	90	108	77	389	

Table 119: Where do you get the most information about living a drug and alcohol free life? Family members

Response	6	8	10	12	Total	
All the time	53.7	44.3	40.9	32.2	43.5	
Most	18.0	22.7	21.2	22.0	20.9	
Some	12.3	16.8	22.2	26.9	19.0	
Very little	16.0	16.2	15.7	18.9	16.6	
N of Valid	1168	1166	1021	885	4240	
N of Miss	102	85	105	74	366	

Table 120: Where do you get the most information about living a drug and alcohol free life? School

Response	6	8	10	12	Total	
All the time	58.8	51.5	46.9	40.4	50.1	
Most	14.0	20.9	20.9	20.9	19.0	
Some	10.3	15.1	20.8	23.4	16.9	
Very little	16.9	12.4	11.4	15.3	14.0	
N of Valid	1176	1166	1025	887	4254	
N of Miss	94	85	101	72	352	

Table 121: Where do you get the most information about living a drug and alcohol free life? Internet

Response	6	8	10	12	Total	
All the time	23.1	18.2	16.3	14.8	18.4	
Most	11.1	15.1	12.8	11.6	12.7	
Some	19.8	27.1	29.0	26.8	25.5	
Very little	46.0	39.7	41.9	46.8	43.5	
N of Valid	1157	1156	1018	883	4214	
N of Miss	113	95	108	76	392	

Table 122: Where do you get the most information about living a drug and alcohol free life? TV

Response	6	8	10	12	Total	
All the time	29.6	22.9	19.7	17.3	22.8	
Most	14.1	18.2	15.5	14.7	15.7	
Some	23.1	28.0	30.8	30.8	27.9	
Very little	33.2	30.9	34.0	37.1	33.6	
N of Valid	1162	1157	1019	889	4227	
N of Miss	108	94	107	70	379	

Table 123: Where do you get the most information about living a drug and alcohol free life? Social media

Response	6	8	10	12	Total	
All the time	21.1	17.0	15.0	15.0	17.2	
Most	10.3	13.6	10.8	11.5	11.6	
Some	17.9	23.7	29.0	26.0	23.9	
Very little	50.7	45.8	45.2	47.5	47.3	
N of Valid	1145	1158	1009	887	4199	
N of Miss	125	93	117	72	407	

Table 124: How much do you think people risk harming themselves (physically or in other ways) if they: smoked one or more packs of cigarettes per day?

Response	6	8	10	12	Total	
No risk	20.7	10.7	8.0	9.5	12.6	
Slight risk	7.5	9.4	8.8	9.4	8.7	
Moderate risk	15.9	18.4	20.3	19.0	18.3	
Great risk	55.9	61.4	62.9	62.2	60.4	
N of Valid	1209	1166	1022	886	4283	
N of Miss	61	85	104	73	323	

Table 125: How much do you think people risk harming themselves (physically or in other ways) if they: try marijuana once or twice?

Response	6	8	10	12	Total	
No risk	23.5	21.9	31.6	41.7	28.8	
Slight risk	18.4	28.6	29.6	27.4	25.7	
Moderate risk	21.1	21.5	16.9	14.7	18.9	
Great risk	37.0	28.0	21.9	16.2	26.6	
N of Valid	1192	1157	1016	884	4249	
N of Miss	78	94	110	75	357	

Table 126: How much do you think people risk harming themselves (physically or in other ways) if they: smoke marijuana once or twice a week?

Response	6	8	10	12	Total	
No risk	22.5	18.1	24.0	31.5	23.5	
Slight risk	8.3	14.4	19.7	23.2	15.8	
Moderate risk	19.4	23.5	23.3	21.7	21.9	
Great risk	49.8	44.1	33.1	23.6	38.8	
N of Valid	1181	1141	1010	880	4212	
N of Miss	89	110	116	79	394	

Table 127: How much do you think people risk harming themselves (physically or in other ways) if they: take one or two drinks of an alcoholic beverage (beer, wine, liquor) nearly every day?

Response	6	8	10	12	Total	
No risk	22.3	14.4	11.7	14.2	15.9	
Slight risk	16.0	17.4	21.8	25.4	19.7	
Moderate risk	20.1	26.8	27.7	29.4	25.7	
Great risk	41.6	41.4	38.7	31.0	38.7	
N of Valid	1196	1156	1017	883	4252	
N of Miss	74	95	109	76	354	

Table 128: How much do you think people risk harming themselves (physically or in other ways) if they: have five or more drinks of an alcoholic beverage once or twice a weekend?

Response	6	8	10	12	Total	
No risk	22.2	13.2	9.3	15.2	15.2	
Slight risk	8.2	10.6	16.1	15.6	12.3	
Moderate risk	19.7	22.7	26.8	29.1	24.2	
Great risk	50.0	53.4	47.7	40.1	48.3	
N of Valid	1200	1155	1018	883	4256	
N of Miss	70	96	108	76	350	

Table 129: How much do you think people risk harming themselves (physically or in other ways) if they: use prescription drugs that are not prescribed to them?

Response	6	8	10	12	Total	
No risk	21.4	11.2	7.9	9.0	12.8	
Slight risk	4.8	6.8	8.2	9.5	7.2	
Moderate risk	12.1	19.7	20.5	21.0	18.0	
Great risk	61.6	62.2	63.4	60.5	62.0	
N of Valid	1196	1156	1019	880	4251	
N of Miss	74	95	107	79	355	

Table 130: How much do you think people risk harming themselves (physically or in other ways) if they: use non-prescription drugs to get high?

Response	6	8	10	12	Total	
No risk	21.2	11.1	8.0	9.1	12.8	
Slight risk	3.0	4.9	6.8	8.6	5.6	
Moderate risk	10.8	19.4	20.1	20.0	17.3	
Great risk	65.0	64.6	65.1	62.3	64.3	
N of Valid	1196	1157	1019	880	4252	
N of Miss	74	94	107	79	354	

Table 131: How much do you think people risk harming themselves (physically or in other ways) if they: use e-cigarettes, e-cigars, or e-hookahs?

Response	6	8	10	12	Total	
No risk	22.6	19.8	22.3	28.0	22.9	
Slight risk	13.9	22.5	28.2	29.1	22.8	
Moderate risk	17.4	22.4	20.8	17.5	19.6	
Great risk	46.2	35.3	28.6	25.4	34.7	
N of Valid	1191	1154	1016	879	4240	
N of Miss	79	97	110	80	366	

Table 132: Have you ever used smokeless tobacco (chew, snuff, plug, dipping tobacco, or chewing tobacco)?

Response	6	8	10	12	Total	
Never	93.9	87.1	82.3	79.5	86.3	
Once or Twice	4.8	7.3	9.2	8.6	7.3	
Once in a while but not regularly	0.8	2.7	3.0	2.9	2.3	
Regularly in the past	0.3	1.4	2.3	3.2	1.7	
Regularly now	0.2	1.5	3.1	5.9	2.4	
N of Valid	1226	1170	1030	886	4312	
N of Miss	44	81	96	73	294	

Table 133: How often have you used smokeless tobacco during the past 30 days?

Response	6	8	10	12	Total	
Not at all	98.3	94.5	92.0	89.9	94.0	
Once or twice	1.0	3.3	3.3	2.4	2.5	
Once or twice per week	0.3	0.4	1.0	1.1	0.7	
Three to five times per week	0.2	0.4	0.7	1.1	0.6	
About once a day	0.0	0.7	0.9	1.3	0.7	
More than once a day	0.2	0.6	2.1	4.2	1.6	
N of Valid	1216	1171	1029	879	4295	
N of Miss	54	80	97	80	311	

Table 134: Have you ever smoked cigarettes?

Response	6	8	10	12	Total	
Never	91.7	77.8	70.9	61.3	76.7	
Once or Twice	6.1	17.1	15.8	15.6	13.4	
Once in a while but not regularly	1.1	3.4	6.7	10.5	5.0	
Regularly in the past	0.8	1.3	3.3	4.4	2.3	
Regularly now	0.2	0.4	3.3	8.1	2.6	
N of Valid	1219	1169	1030	877	4295	
N of Miss	51	82	96	82	311	

Table 135: How frequently have you smoked cigarettes during the past 30 days?

Response	6	8	10	12	Total	
Not at all	98.8	96.3	90.0	81.7	92.6	
Less than one cigarette per day	0.6	3.0	5.7	8.0	4.0	
One to five cigarettes per day	0.2	0.4	2.8	5.4	1.9	
About one-half pack per day	0.2	0.3	0.3	3.0	0.8	
About one pack per day	0.0	0.0	0.3	1.4	0.4	
About one and one-half packs per day	0.1	0.0	0.3	0.3	0.2	
Two packs or more per day	0.1	0.0	0.6	0.2	0.2	
N of Valid	1215	1170	1024	874	4283	
N of Miss	55	81	102	85	323	

Table 136: Which statement best describes rules about smoking inside your home or your family cars?

Response	6	8	10	12	Total	
Smoking is not allowed anywhere inside your home or cars	64.0	63.2	63.8	64.6	63.9	
Smoking is allowed in some places and at some times or in some cars	11.0	12.6	14.3	12.2	12.5	
Smoking is allowed anywhere inside the home or cars	2.4	3.7	3.3	5.0	3.5	
There are no rules about smoking inside the home or cars	4.0	5.2	5.9	8.3	5.7	
I don't know	18.6	15.3	12.7	9.9	14.5	
N of Valid	1203	1151	1023	879	4256	
N of Miss	67	100	103	80	350	

Table 137: Have you ever used e-cigarettes, e-cigars, or e-hookahs?

Response	6	8	10	12	Total	
Never	95.3	83.3	75.6	65.5	81.2	
Once or Twice	3.8	12.0	14.1	15.9	11.0	
Once in a while but not regularly	0.5	2.7	6.4	10.7	4.6	
Regularly in the past	0.3	1.1	2.6	5.7	2.2	
Regularly now	0.1	0.9	1.3	2.2	1.0	
N of Valid	1201	1158	1020	872	4251	
N of Miss	69	93	106	87	355	

Table 138: How frequently have you used e-cigarettes, e-cigars, or e-hookahs?

Response	6	8	10	12	Total	
Not at all	98.2	94.3	90.3	81.5	91.8	
Less than 10 puffs per day	1.4	3.9	5.6	10.9	5.1	
10 to 50 puffs per day	0.3	1.2	2.6	4.9	2.0	
About one-half cartomiser per day	0.0	0.1	0.5	0.9	0.3	
About one cartomiser per day	0.0	0.1	0.8	1.0	0.4	
About one and one-half cartomisers per day	0.0	0.2	0.0	0.3	0.1	
Two cartomisers or more per day	0.1	0.2	0.2	0.5	0.2	
N of Valid	1189	1147	1004	875	4215	
N of Miss	81	104	122	84	391	

Table 139: During this school year, were you taught in any of your classes about the dangers of tobacco use?

Response	6	8	10	12	Total	
Never	22.0	23.2	35.9	45.6	30.5	
Rarely	14.3	18.0	20.2	18.5	17.6	
Sometimes	18.3	24.7	21.1	18.1	20.7	
Often	21.4	20.0	15.2	11.1	17.4	
Almost always	24.0	14.1	7.6	6.7	13.8	
N of Valid	1189	1134	1004	871	4198	
N of Miss	81	117	122	88	408	

Table 140: During the past 12 months, have you participated in any community activities to discourage people your age from using cigarettes, chewing tobacco, snuff, dip or cigars, e-cigarettes, e-cigars, or e-hookahs?

Response	6	8	10	12	Total	
Never	61.8	63.8	68.8	74.6	66.7	
Rarely	12.3	15.0	14.0	11.3	13.2	
Sometimes	10.6	10.3	9.3	7.6	9.6	
Often	7.4	5.7	3.8	3.9	5.4	
Almost always	8.0	5.1	4.1	2.6	5.2	
N of Valid	1175	1134	1000	871	4180	
N of Miss	95	117	126	88	426	



Table 141: Think back over the last two weeks. How many times have you had five or more alcoholic drinks in a row?

Response	6	8	10	12	Total	
None	96.6	92.8	87.6	78.0	89.6	
Once	2.2	3.5	5.2	7.2	4.3	
Twice	0.7	1.7	2.6	5.4	2.4	
3-5 times	0.3	1.5	2.3	5.7	2.2	
6-9 times	0.1	0.2	0.4	1.0	0.4	
10 or more times	0.2	0.4	1.9	2.5	1.1	
N of Valid	1190	1142	1001	870	4203	
N of Miss	80	109	125	89	403	

Table 142: During the past 30 days, how many times did you ride in a car or other vehicle driven by someone who had been drinking alcohol or using drugs to get high?

Response	6	8	10	12	Total	
0 times	85.8	81.7	80.6	78.6	82.0	
1 time	5.7	7.0	6.7	8.4	6.9	
2 or 3 times	3.7	6.2	6.8	6.8	5.8	
4 or 5 times	1.0	1.5	1.9	2.4	1.6	
6 or more times	3.8	3.6	4.0	3.8	3.8	
N of Valid	1178	1141	1002	868	4189	
N of Miss	92	110	124	91	417	

Table 143: During the past 30 days, how many times did you drive a car or other vehicle when you had been drinking alcohol or using drugs to get high?

Response	6	8	10	12	Total	
I did not drive a car in the past 30 days	42.8	50.0	41.2	22.6	40.1	
0 times	55.0	47.3	53.7	65.6	54.9	
1 time	1.0	1.4	2.3	5.2	2.3	
2 or 3 times	1.0	0.4	1.1	3.6	1.4	
4 or 5 times	0.2	0.3	0.4	0.8	0.4	
6 or more times	0.1	0.6	1.2	2.3	1.0	
N of Valid	1139	1110	994	868	4111	
N of Miss	131	141	132	91	495	

Table 144: If you drank alcohol (not just a sip or taste) in the past year, how did you usually get it?

Response	6	8	10	12	Total	
I did not drink alcohol in the past year	91.8	80.6	66.8	48.4	73.8	
I bought it myself with a fake ID	0.3	0.2	0.5	1.5	0.6	
I bought it myself without a fake ID	0.0	0.1	0.4	2.4	0.6	
I got it from someone I know age 21 or older	1.6	4.9	9.4	19.4	8.1	
I got it from someone I know under age 21	0.4	1.8	5.9	7.9	3.7	
I got it from my brother or sister	0.3	1.2	0.6	1.3	0.8	
I got it from home with my parents' permission	1.2	3.0	4.8	5.4	3.4	
I got it from home without my parents' permission	0.8	2.4	2.6	1.5	1.8	
I got it from another relative	0.4	0.8	2.9	3.1	1.7	
A stranger bought it for me	0.0	0.1	0.6	0.7	0.3	
I took it from a store or shop	0.1	0.2	0.1	0.2	0.1	
Other	3.0	4.7	5.3	8.1	5.1	
N of Valid	1158	1115	986	849	4108	
N of Miss	112	136	140	110	498	

Table 145: If you drank alcohol (not just a sip or taste) in the past year, where did you usually drink it?

Response	6	8	10	12	Total	
I did not drink alcohol in the past year	93.3	81.6	68.1	48.9	75.0	
At my home	2.8	8.0	12.0	12.9	8.5	
At someone else's home	2.1	7.1	13.3	26.1	11.1	
At an open area like a park, beach, field, back road, woods, or a street corner	0.6	1.6	4.1	6.2	2.9	
At a sporting event or concert	0.1	0.4	0.2	1.2	0.4	
At a restaurant, bar, or a nightclub	0.1	0.3	0.5	1.3	0.5	
At an empty building or a construction site	0.3	0.5	0.2	0.1	0.3	
At a hotel/motel	0.3	0.1	0.3	1.2	0.4	
An a car	0.3	0.2	0.8	1.9	0.7	
At school	0.1	0.4	0.5	0.1	0.3	
N of Valid	1157	1106	977	842	4082	
N of Miss	113	145	149	117	524	

Table 146: How do you feel about someone your age having one or two drinks of an alcoholic beverage nearly every day?

Response	6	8	10	12	Total	
Neither approve nor disapprove	25.5	29.2	33.8	36.8	30.9	
Somewhat disapprove	6.6	14.0	18.8	21.1	14.6	
Strongly disapprove	48.6	41.5	34.9	28.8	39.2	
Don't know or can't say	19.3	15.3	12.4	13.3	15.3	
N of Valid	1149	1119	988	857	4113	
N of Miss	121	132	138	102	493	

Table 147: On how many occasions have you had alcoholic beverages (beer, wine or hard liquor) to drink in your lifetime - more than just a few sips?

Response	6	8	10	12	Total	
0	89.0	71.7	58.9	41.9	67.4	
1-2	6.9	13.5	13.5	11.9	11.3	
3-5	2.5	7.2	9.5	11.6	7.3	
6-9	0.6	3.0	4.7	8.8	3.9	
10-19	0.6	2.5	5.9	7.4	3.8	
20-39	0.1	1.1	3.0	5.4	2.1	
40	0.3	1.1	4.5	13.0	4.2	
N of Valid	1195	1140	1001	868	4204	
N of Miss	75	111	125	91	402	

Table 148: On how many occasions have you drunk one or more drinks of an alcoholic beverage during the past 30 days?

Response	6	8	10	12	Total	
0	97.8	92.2	81.2	70.1	86.6	
1-2	1.6	6.3	11.2	13.3	7.6	
3-5	0.1	1.0	3.4	9.0	3.0	
6-9	0.4	0.4	1.6	3.7	1.4	
10-19	0.0	0.3	1.2	1.9	0.7	
20-39	0.0	0.0	0.4	0.6	0.2	
40	0.1	0.0	1.0	1.4	0.6	
N of Valid	1184	1135	995	862	4176	
N of Miss	86	116	131	97	430	

Table 149: On how many occasions have you used marijuana (grass, pot) or hashish (hash, hash oil) in your lifetime?

Response	6	8	10	12	Total
0	97.0	90.3	77.3	66.6	84.2
1-2	1.4	4.4	7.0	8.0	4.9
3-5	0.3	1.6	4.4	4.7	2.5
6-9	0.7	0.9	1.7	2.6	1.4
10-19	0.3	1.2	1.6	4.5	1.7
20-39	0.2	0.6	1.8	2.3	1.1
40	0.2	1.0	6.1	11.3	4.1
N of Valid	1183	1130	997	859	4169
N of Miss	87	121	129	100	437

Table 150: On how many occasions have you used marijuana (grass, pot) or hashish (hash, hash oil) during the past 30 days?

Response	6	8	10	12	Total
0	98.8	95.9	88.5	82.2	92.1
1-2	0.8	2.5	4.3	6.6	3.3
3-5	0.2	0.6	1.6	2.0	1.0
6-9	0.0	0.2	1.6	1.5	0.7
10-19	0.1	0.1	1.3	1.5	0.7
20-39	0.0	0.2	1.1	1.9	0.7
40	0.1	0.5	1.6	4.4	1.5
N of Valid	1185	1129	998	863	4175
N of Miss	85	122	128	96	431

Table 151: On how many occasions have you used LSD or other psychedelics in your lifetime?

Response	6	8	10	12	Total
0	99.7	99.6	98.3	98.3	99.0
1-2	0.3	0.4	0.7	1.2	0.6
3-5	0.0	0.0	0.5	0.2	0.2
6-9	0.0	0.1	0.3	0.1	0.1
10-19	0.0	0.0	0.1	0.2	0.1
20-39	0.1	0.0	0.1	0.0	0.0
40	0.0	0.0	0.0	0.0	0.0
N of Valid	1178	1124	999	863	4164
N of Miss	92	127	127	96	442

Table 152: On how many occasions have you used LSD or other psychedelics during the past 30 days?

Response	6	8	10	12	Total
0	99.9	100.0	99.3	99.3	99.7
1-2	0.1	0.0	0.3	0.6	0.2
3-5	0.0	0.0	0.0	0.1	0.0
6-9	0.0	0.0	0.1	0.0	0.0
10-19	0.0	0.0	0.2	0.0	0.0
20-39	0.0	0.0	0.1	0.0	0.0
40	0.0	0.0	0.0	0.0	0.0
N of Valid	1172	1128	999	866	4165
N of Miss	98	123	127	93	441

Table 153: On how many occasions have you used cocaine or crack in your lifetime?

Response	6	8	10	12	Total
0	99.4	99.6	98.4	97.6	98.8
1-2	0.4	0.4	0.7	1.5	0.7
3-5	0.0	0.0	0.6	0.5	0.2
6-9	0.0	0.0	0.1	0.0	0.0
10-19	0.0	0.0	0.1	0.2	0.1
20-39	0.0	0.0	0.1	0.1	0.0
40	0.2	0.0	0.0	0.1	0.1
N of Valid	1178	1126	1000	864	4168
N of Miss	92	125	126	95	438

Table 154: On how many occasions have you used cocaine or crack during the past 30 days?

Response	6	8	10	12	Total
0	99.9	99.9	99.4	99.3	99.7
1-2	0.0	0.1	0.5	0.3	0.2
3-5	0.0	0.0	0.1	0.1	0.0
6-9	0.0	0.0	0.0	0.1	0.0
10-19	0.0	0.0	0.0	0.0	0.0
20-39	0.0	0.0	0.0	0.0	0.0
40	0.1	0.0	0.0	0.1	0.0
N of Valid	1175	1120	994	864	4153
N of Miss	95	131	132	95	453

Table 155: On how many occasions have you sniffed glue, breathed the contents of an aerosol spray can, or inhaled other gases or sprays, in order to get high in your lifetime?

Response	6	8	10	12	Total
0	96.4	93.5	94.7	95.3	95.0
1-2	2.5	4.5	2.8	2.8	3.1
3-5	0.6	0.9	1.5	0.8	0.9
6-9	0.1	0.5	0.2	0.2	0.3
10-19	0.2	0.2	0.2	0.5	0.2
20-39	0.0	0.3	0.1	0.2	0.1
40	0.3	0.2	0.5	0.2	0.3
N of Valid	1175	1123	996	867	4161
N of Miss	95	128	130	92	445

Table 156: On how many occasions have you sniffed glue, breathed the contents of an aerosol spray can, or inhaled other gases or sprays, in order to get high during the past 30 days?

Response	6	8	10	12	Total
0	97.9	97.7	99.1	99.3	98.4
1-2	1.5	1.6	0.7	0.6	1.1
3-5	0.1	0.4	0.2	0.0	0.2
6-9	0.2	0.2	0.0	0.0	0.1
10-19	0.1	0.1	0.0	0.1	0.1
20-39	0.1	0.0	0.0	0.0	0.0
40	0.3	0.1	0.0	0.0	0.1
N of Valid	1167	1120	995	865	4147
N of Miss	103	131	131	94	459

Table 157: On how many occasions have you used Daztrex in your lifetime?

Response	6	8	10	12	Total
0	100.0	100.0	100.0	100.0	100.0
1-2	0.0	0.0	0.0	0.0	0.0
3-5	0.0	0.0	0.0	0.0	0.0
6-9	0.0	0.0	0.0	0.0	0.0
10-19	0.0	0.0	0.0	0.0	0.0
20-39	0.0	0.0	0.0	0.0	0.0
40	0.0	0.0	0.0	0.0	0.0
N of Valid	1159	1118	992	865	4134
N of Miss	111	133	134	94	472

Table 158: On how many occasions have you used Daztrex during the past 30 days?

Response	6	8	10	12	Total
0	100.0	100.0	100.0	100.0	100.0
1-2	0.0	0.0	0.0	0.0	0.0
3-5	0.0	0.0	0.0	0.0	0.0
6-9	0.0	0.0	0.0	0.0	0.0
10-19	0.0	0.0	0.0	0.0	0.0
20-39	0.0	0.0	0.0	0.0	0.0
40	0.0	0.0	0.0	0.0	0.0
N of Valid	1155	1115	992	863	4125
N of Miss	115	136	134	96	481

Table 159: On how many occasions have you used synthetic marijuana (K2, spice) in your lifetime?

Response	6	8	10	12	Total
0	99.6	97.9	96.4	94.7	97.3
1-2	0.3	1.3	2.1	3.6	1.7
3-5	0.1	0.1	0.5	0.9	0.4
6-9	0.0	0.3	0.4	0.5	0.3
10-19	0.0	0.1	0.2	0.1	0.1
20-39	0.0	0.2	0.1	0.1	0.1
40	0.1	0.1	0.3	0.1	0.1
N of Valid	1171	1117	997	864	4149
N of Miss	99	134	129	95	457

Table 160: On how many occasions have you used synthetic marijuana (K2, spice) during the past 30 days?

Response	6	8	10	12	Total
0	100.0	98.8	98.7	99.3	99.2
1-2	0.0	0.4	0.9	0.3	0.4
3-5	0.0	0.4	0.0	0.3	0.2
6-9	0.0	0.2	0.1	0.0	0.1
10-19	0.0	0.0	0.2	0.0	0.0
20-39	0.0	0.1	0.0	0.0	0.0
40	0.0	0.2	0.1	0.0	0.1
N of Valid	1164	1115	996	861	4136
N of Miss	106	136	130	98	470

Table 161: On how many occasions have you used methamphetamines (meth, speed, crank, crystal meth) in your lifetime?

Response	6	8	10	12	Total
0	99.4	99.7	98.8	99.0	99.2
1-2	0.4	0.2	0.6	0.1	0.3
3-5	0.0	0.1	0.3	0.2	0.1
6-9	0.1	0.0	0.1	0.2	0.1
10-19	0.0	0.0	0.1	0.2	0.1
20-39	0.0	0.0	0.0	0.1	0.0
40	0.1	0.0	0.1	0.1	0.1
N of Valid	1161	1113	993	864	4131
N of Miss	109	138	133	95	475

Table 162: On how many occasions have you used methamphetamines (meth, speed, crank, crystal meth) in the past 30 days?

Response	6	8	10	12	Total
0	99.6	99.8	99.7	99.7	99.7
1-2	0.4	0.0	0.1	0.3	0.2
3-5	0.0	0.2	0.1	0.0	0.1
6-9	0.0	0.0	0.0	0.0	0.0
10-19	0.0	0.0	0.0	0.0	0.0
20-39	0.0	0.0	0.0	0.0	0.0
40	0.0	0.0	0.1	0.0	0.0
N of Valid	1154	1115	992	863	4124
N of Miss	116	136	134	96	482



Table 163: On how many occasions have you used other chemical products (bath salts, plant food, etc.) in your lifetime?

Response	6	8	10	12	Total
0	98.4	98.6	98.7	99.4	98.7
1-2	0.9	0.8	0.4	0.2	0.6
3-5	0.4	0.4	0.2	0.1	0.3
6-9	0.2	0.2	0.4	0.0	0.2
10-19	0.0	0.0	0.1	0.2	0.1
20-39	0.0	0.0	0.1	0.0	0.0
40	0.2	0.0	0.1	0.0	0.1
N of Valid	1152	1112	996	863	4123
N of Miss	118	139	130	96	483

Table 164: On how many occasions have you used other chemical products (bath salts, plant food, etc.) during the past 30 days?

Response	6	8	10	12	Total
0	99.7	99.4	99.1	99.7	99.4
1-2	0.2	0.5	0.4	0.2	0.3
3-5	0.2	0.0	0.4	0.1	0.2
6-9	0.0	0.2	0.0	0.0	0.0
10-19	0.0	0.0	0.0	0.0	0.0
20-39	0.0	0.0	0.0	0.0	0.0
40	0.0	0.0	0.1	0.0	0.0
N of Valid	1157	1110	990	862	4119
N of Miss	113	141	136	97	487

Table 165: On how many occasions have you used heroin or other opiates in your lifetime?

Response	6	8	10	12	Total
0	99.7	99.6	99.6	99.1	99.5
1-2	0.3	0.3	0.2	0.3	0.3
3-5	0.0	0.0	0.0	0.2	0.0
6-9	0.0	0.0	0.2	0.1	0.1
10-19	0.0	0.1	0.0	0.0	0.0
20-39	0.0	0.0	0.0	0.2	0.0
40	0.0	0.0	0.0	0.0	0.0
N of Valid	1158	1114	991	865	4128
N of Miss	112	137	135	94	478

Table 166: On how many occasions have you used heroin or other opiates during the past 30 days?

Response	6	8	10	12	Total
0	99.9	99.7	99.7	99.8	99.8
1-2	0.0	0.3	0.2	0.1	0.1
3-5	0.0	0.0	0.1	0.1	0.0
6-9	0.1	0.0	0.0	0.0	0.0
10-19	0.0	0.0	0.0	0.0	0.0
20-39	0.0	0.0	0.0	0.0	0.0
40	0.0	0.0	0.0	0.0	0.0
N of Valid	1157	1109	991	861	4118
N of Miss	113	142	135	98	488

Table 167: On how many occasions have you used MDMA ('X', 'E', or ecstasy) in your lifetime?

Response	6	8	10	12	Total
0	99.7	99.6	97.7	96.8	98.6
1-2	0.2	0.3	1.0	1.6	0.7
3-5	0.0	0.0	0.5	1.0	0.3
6-9	0.0	0.0	0.4	0.6	0.2
10-19	0.1	0.0	0.1	0.0	0.0
20-39	0.0	0.0	0.0	0.0	0.0
40	0.0	0.1	0.3	0.0	0.1
N of Valid	1144	1112	994	865	4115
N of Miss	126	139	132	94	491

Table 168: On how many occasions have you used MDMA ('X', 'E', or ecstasy) during the past 30 days?

Response	6	8	10	12	Total
0	99.7	99.9	98.5	99.0	99.3
1-2	0.1	0.0	0.7	0.9	0.4
3-5	0.0	0.0	0.4	0.1	0.1
6-9	0.1	0.0	0.2	0.0	0.1
10-19	0.1	0.1	0.0	0.0	0.0
20-39	0.0	0.0	0.0	0.0	0.0
40	0.0	0.0	0.2	0.0	0.0
N of Valid	1145	1102	991	860	4098
N of Miss	125	149	135	99	508

Table 169: On how many occasions have you taken prescription drugs (such as Valium, Xanax, Ritalin, Adderall, OxyContin, Darvocet, or sleeping pills) not prescribed to you in your lifetime?

Response	6	8	10	12	Total
0	97.4	94.0	90.0	85.4	92.2
1-2	2.1	3.1	4.0	5.0	3.4
3-5	0.3	1.4	3.0	3.1	1.8
6-9	0.2	0.8	1.1	2.6	1.1
10-19	0.0	0.3	0.7	1.0	0.5
20-39	0.0	0.1	0.4	1.3	0.4
40	0.1	0.4	0.7	1.6	0.6
N of Valid	1161	1110	994	862	4127
N of Miss	109	141	132	97	479

Table 170: On how many occasions have you taken prescription drugs (such as Valium, Xanax, Ritalin, Adderall, OxyContin, Darvocet, or sleeping pills) not prescribed to you during the past 30 days?

Response	6	8	10	12	Total
0	98.7	97.5	95.7	93.6	96.6
1-2	1.0	1.5	2.8	3.6	2.1
3-5	0.1	0.4	0.8	1.6	0.7
6-9	0.1	0.4	0.5	0.7	0.4
10-19	0.1	0.1	0.1	0.2	0.1
20-39	0.0	0.1	0.1	0.1	0.1
40	0.1	0.0	0.0	0.1	0.0
N of Valid	1156	1112	991	861	4120
N of Miss	114	139	135	98	486

Table 171: On how many occasions have you taken non-prescription medicines such as diet pills (for example, Dietac, Dexatrim or Prolamine), stay-awake pills (for example No-Doz, Vivarin, or Wake), or cough or cold medicines (robos, DXM, etc.) to get high in your lifetime?

Response	6	8	10	12	Total	
0	98.8	97.5	95.0	96.2	97.0	
1-2	0.7	1.3	2.2	1.6	1.4	
3-5	0.3	0.6	1.3	0.7	0.7	
6-9	0.0	0.4	0.7	0.6	0.4	
10-19	0.1	0.1	0.2	0.3	0.2	
20-39	0.1	0.0	0.1	0.0	0.0	
40	0.1	0.2	0.5	0.6	0.3	
N of Valid	1155	1111	993	860	4119	
N of Miss	115	140	133	99	487	

Table 172: On how many occasions have you taken non-prescription medicines such as diet pills (for example, Dietac, Dexatrim or Prolamine), stay-awake pills (for example No-Doz, Vivarin, or Wake), or cough or cold medicines (robos, DXM, etc.) to get high during the past 30 days?

Response	6	8	10	12	Total	
0	99.7	98.7	97.5	98.5	98.6	
1-2	0.3	0.9	1.6	0.9	0.9	
3-5	0.1	0.1	0.3	0.1	0.1	
6-9	0.0	0.0	0.4	0.2	0.1	
10-19	0.0	0.0	0.0	0.1	0.0	
20-39	0.0	0.2	0.1	0.0	0.1	
40	0.0	0.1	0.1	0.1	0.1	
N of Valid	1157	1106	995	859	4117	
N of Miss	113	145	131	100	489	

Table 173: On how many occasions have you been drunk or very high from drinking alcoholic beverages during the past 30 days?

Response	6	8	10	12	Total
0	98.9	96.0	88.8	80.8	91.9
1-2	0.9	2.8	5.9	8.8	4.3
3-5	0.1	0.6	2.2	5.0	1.8
6-9	0.2	0.1	1.3	2.6	0.9
10-19	0.0	0.3	1.0	1.5	0.6
20-39	0.0	0.0	0.2	0.4	0.1
40	0.0	0.2	0.5	0.9	0.4
N of Valid	1149	1105	993	854	4101
N of Miss	121	146	133	105	505

Table 174: On how many occasions have you drunk flavored alcoholic beverages, sometimes called 'alcopops' (like Mike's Hard Lemonade, Smirnoff Ice, Bacardi Breezers, etc.) in your lifetime?

Response	6	8	10	12	Total
0	95.7	85.0	71.5	62.4	80.0
1-2	2.8	8.4	11.7	9.3	7.8
3-5	0.9	3.5	6.0	6.8	4.1
6-9	0.3	1.3	4.0	5.7	2.6
10-19	0.2	1.0	2.9	6.2	2.3
20-39	0.0	0.4	0.9	4.6	1.3
40	0.2	0.4	2.9	5.0	1.9
N of Valid	1158	1112	994	856	4120
N of Miss	112	139	132	103	486

Table 175: On how many occasions have you drunk flavored alcoholic beverages, sometimes called 'alcopops' (like Mike's Hard Lemonade, Smirnoff Ice, Bacardi Breezers, etc.) during the past 30 days?

Response	6	8	10	12	Total	
0	98.5	95.0	88.3	82.7	91.8	
1-2	0.9	3.2	8.0	9.7	5.1	
3-5	0.1	0.6	1.3	2.8	1.1	
6-9	0.3	0.7	1.0	2.2	1.0	
10-19	0.0	0.4	0.7	0.9	0.5	
20-39	0.1	0.0	0.3	0.6	0.2	
40	0.1	0.1	0.4	1.0	0.4	
N of Valid	1160	1111	992	862	4125	
N of Miss	110	140	134	97	481	

Table 176: If you used prescription drugs or over the counter drugs without a doctor telling you to use it or for the purpose of getting high, where did you get these drugs? - Did not use

Response	6	8	10	12	Total	
No	12.2	18.4	21.0	21.7	18.0	
Yes	87.8	81.6	79.0	78.3	82.0	
N of Valid	1270	1251	1126	959	4606	
N of Miss	0	0	0	0	0	

Table 177: If you used prescription drugs or over the counter drugs without a doctor telling you to use it or for the purpose of getting high, where did you get these drugs? - Bought or took from store or shop

Response	6	8	10	12	Total	
No	99.7	99.8	99.3	98.9	99.4	
Yes	0.3	0.2	0.7	1.1	0.6	
N of Valid	1270	1251	1126	959	4606	
N of Miss	0	0	0	0	0	

Table 178: If you used prescription drugs or over the counter drugs without a doctor telling you to use it or for the purpose of getting high, where did you get these drugs? - Got from parents with permission

Response	6	8	10	12	Total	
No	99.2	98.7	98.3	98.9	98.8	
Yes	0.8	1.3	1.7	1.1	1.2	
N of Valid	1270	1251	1126	959	4606	
N of Miss	0	0	0	0	0	

Table 179: If you used prescription drugs or over the counter drugs without a doctor telling you to use it or for the purpose of getting high, where did you get these drugs? - Got from home without permission

Response	6	8	10	12	Total	
No	99.8	99.3	98.2	98.5	99.0	
Yes	0.2	0.7	1.8	1.5	1.0	
N of Valid	1270	1251	1126	959	4606	
N of Miss	0	0	0	0	0	

Table 180: If you used prescription drugs or over the counter drugs without a doctor telling you to use it or for the purpose of getting high, where did you get these drugs? - Got from relative with permission

Response	6	8	10	12	Total	
No	99.8	99.6	99.1	98.5	99.3	
Yes	0.2	0.4	0.9	1.5	0.7	
N of Valid	1270	1251	1126	959	4606	
N of Miss	0	0	0	0	0	

Table 181: If you used prescription drugs or over the counter drugs without a doctor telling you to use it or for the purpose of getting high, where did you get these drugs? - Got from relative without permission

Response	6	8	10	12	Total	
No	99.9	99.8	99.5	99.6	99.7	
Yes	0.1	0.2	0.5	0.4	0.3	
N of Valid	1270	1251	1126	959	4606	
N of Miss	0	0	0	0	0	

Table 182: If you used prescription drugs or over the counter drugs without a doctor telling you to use it or for the purpose of getting high, where did you get these drugs? -  
Got from friend's home with permission

Response	6	8	10	12	Total	
No	99.7	99.4	99.1	99.3	99.4	
Yes	0.3	0.6	0.9	0.7	0.6	
N of Valid	1270	1251	1126	959	4606	
N of Miss	0	0	0	0	0	

Table 183: If you used prescription drugs or over the counter drugs without a doctor telling you to use it or for the purpose of getting high, where did you get these drugs? -  
Got from friend's home without permission

Response	6	8	10	12	Total	
No	99.8	99.4	99.4	99.5	99.5	
Yes	0.2	0.6	0.6	0.5	0.5	
N of Valid	1270	1251	1126	959	4606	
N of Miss	0	0	0	0	0	

Table 184: If you used prescription drugs or over the counter drugs without a doctor telling you to use it or for the purpose of getting high, where did you get these drugs? -  
Got from friend at school

Response	6	8	10	12	Total	
No	99.9	99.4	98.8	98.3	99.2	
Yes	0.1	0.6	1.2	1.7	0.8	
N of Valid	1270	1251	1126	959	4606	
N of Miss	0	0	0	0	0	

Table 185: If you used prescription drugs or over the counter drugs without a doctor telling you to use it or for the purpose of getting high, where did you get these drugs? -  
Got from friend at party

Response	6	8	10	12	Total	
No	99.4	99.2	99.0	99.1	99.2	
Yes	0.6	0.8	1.0	0.9	0.8	
N of Valid	1270	1251	1126	959	4606	
N of Miss	0	0	0	0	0	



Table 186: If you used prescription drugs or over the counter drugs without a doctor telling you to use it or for the purpose of getting high, where did you get these drugs? - Got from friend, elsewhere



Response	6	8	10	12	Total	
No	99.6	98.8	98.3	96.4	98.4	
Yes	0.4	1.2	1.7	3.6	1.6	
N of Valid	1270	1251	1126	959	4606	
N of Miss	0	0	0	0	0	

Table 187: If you used prescription drugs or over the counter drugs without a doctor telling you to use it or for the purpose of getting high, where did you get these drugs? - Got from internet sale



Response	6	8	10	12	Total	
No	99.7	99.8	99.7	99.9	99.8	
Yes	0.3	0.2	0.3	0.1	0.2	
N of Valid	1270	1251	1126	959	4606	
N of Miss	0	0	0	0	0	

Table 188: During the last month, about how many marijuana cigarettes, or the equivalent, did you smoke a day, on the average?








Response	6	8	10	12	Total	
None	98.0	93.8	89.3	83.6	91.8	
Less than 1 a day	1.1	3.4	4.6	6.5	3.7	
1 a day	0.3	0.6	0.8	1.8	0.8	
2-3 a day	0.5	1.4	3.2	4.4	2.2	
4-6 a day	0.1	0.2	0.9	1.6	0.6	
7-10 a day	0.0	0.3	0.2	0.9	0.3	
11 or more a day	0.0	0.3	0.9	1.2	0.5	
N of Valid	1163	1088	963	850	4064	
N of Miss	107	163	163	109	542	

Table 189: How wrong do your friends feel it would be for YOU to: have one or two drinks of an alcoholic beverage nearly every day?

Response	6	8	10	12	Total	
Very wrong	78.1	58.9	43.1	35.5	55.7	
Wrong	13.3	21.2	27.6	22.6	20.8	
A little bit wrong	5.0	12.9	17.8	21.6	13.6	
Not at all wrong	3.6	7.0	11.5	20.3	9.9	
N of Valid	1148	1079	963	846	4036	
N of Miss	122	172	163	113	570	

Table 190: How wrong do your friends feel it would be for YOU to: smoke tobacco?

Response	6	8	10	12	Total	
Very wrong	84.1	65.7	53.7	43.5	63.4	
Wrong	9.5	20.0	23.3	19.2	17.6	
A little bit wrong	3.1	8.2	12.5	16.7	9.6	
Not at all wrong	3.3	6.1	10.5	20.5	9.4	
N of Valid	1148	1071	961	848	4028	
N of Miss	122	180	165	111	578	

Table 191: How wrong do your friends feel it would be for YOU to: smoke marijuana?

Response	6	8	10	12	Total	
Very wrong	87.7	65.8	50.3	39.8	62.8	
Wrong	6.1	14.8	16.7	15.8	13.0	
A little bit wrong	2.4	9.7	13.5	18.5	10.4	
Not at all wrong	3.8	9.6	19.6	25.9	13.8	
N of Valid	1141	1071	959	847	4018	
N of Miss	129	180	167	112	588	

Table 192: How wrong do your friends feel it would be for YOU to: use prescription drugs not prescribed to you?

Response	6	8	10	12	Total	
Very wrong	85.7	74.9	65.8	62.6	73.2	
Wrong	8.8	13.7	18.8	18.1	14.5	
A little bit wrong	2.1	6.0	9.3	10.4	6.6	
Not at all wrong	3.4	5.4	6.2	8.9	5.8	
N of Valid	1143	1062	958	850	4013	
N of Miss	127	189	168	109	593	

Table 193: How wrong would most adults (over 21) in your neighborhood think it is for kids your age: to use marijuana?

Response	6	8	10	12	Total	
Very wrong	89.1	76.6	66.2	60.3	74.2	
Wrong	6.3	12.1	18.4	17.7	13.1	
A little bit wrong	2.5	8.0	9.9	12.8	7.9	
Not at all wrong	2.1	3.3	5.5	9.2	4.7	
N of Valid	1139	1075	959	852	4025	
N of Miss	131	176	167	107	581	

Table 194: How wrong would most adults (over 21) in your neighborhood think it is for kids your age: to drink alcohol?

Response	6	8	10	12	Total	
Very wrong	82.9	70.5	57.5	50.1	66.6	
Wrong	10.0	14.6	22.1	20.9	16.4	
A little bit wrong	4.8	9.8	14.2	19.3	11.4	
Not at all wrong	2.4	5.1	6.2	9.7	5.6	
N of Valid	1135	1070	960	845	4010	
N of Miss	135	181	166	114	596	

Table 195: How wrong would most adults (over 21) in your neighborhood think it is for kids your age: to smoke cigarettes?





Response	6	8	10	12	Total	
Very wrong	85.0	74.0	62.9	53.6	70.1	
Wrong	7.8	13.0	21.0	19.7	14.8	
A little bit wrong	3.9	8.4	10.6	15.9	9.2	
Not at all wrong	3.3	4.7	5.5	10.9	5.8	
N of Valid	1130	1065	959	844	3998	
N of Miss	140	186	167	115	608	

Table 196: How much do each of the following statements describe your neighborhood? crime and/or drug selling





Response	6	8	10	12	Total	
NO!	76.1	66.6	62.8	60.4	67.0	
no	13.0	20.4	23.7	23.5	19.8	
yes	6.3	10.1	9.6	10.8	9.0	
YES!	4.6	2.9	4.0	5.3	4.2	
N of Valid	1124	1062	951	846	3983	
N of Miss	146	189	175	113	623	

Table 197: How much do each of the following statements describe your neighborhood? fights





Response	6	8	10	12	Total	
NO!	63.7	60.2	57.9	58.5	60.3	
no	15.4	22.3	25.5	27.7	22.2	
yes	13.8	12.3	11.8	9.3	12.0	
YES!	7.1	5.2	4.7	4.5	5.5	
N of Valid	1120	1056	948	845	3969	
N of Miss	150	195	178	114	637	

Table 198: How much do each of the following statements describe your neighborhood? lots of empty or abandoned buildings


Response	6	8	10	12	Total	
NO!	70.1	62.5	60.6	60.6	63.8	
no	18.6	26.0	26.4	27.4	24.3	
yes	7.0	8.6	10.1	8.2	8.4	
YES!	4.4	2.9	2.9	3.8	3.5	
N of Valid	1121	1062	951	842	3976	
N of Miss	149	189	175	117	630	

Table 199: How much do each of the following statements describe your neighborhood? lots of graffiti


Response	6	8	10	12	Total	
NO!	77.7	71.9	69.2	68.2	72.1	
no	16.4	24.0	26.3	28.5	23.4	
yes	3.3	2.6	3.0	1.9	2.7	
YES!	2.6	1.5	1.5	1.4	1.8	
N of Valid	1098	1046	945	836	3925	
N of Miss	172	205	181	123	681	

Table 200: I feel safe in my neighborhood.


Response	6	8	10	12	Total	
NO!	11.0	8.3	7.5	9.8	9.2	
no	7.7	8.3	8.2	8.5	8.1	
yes	25.6	31.4	33.5	32.3	30.4	
YES!	55.7	52.0	50.8	49.4	52.2	
N of Valid	1123	1058	941	836	3958	
N of Miss	147	193	185	123	648	

Table 201: If a kid smoked marijuana in your neighborhood would he or she be caught by the police?





Response	6	8	10	12	Total	
NO!	19.2	21.7	26.5	26.8	23.2	
no	20.2	38.1	44.6	50.4	37.1	
yes	25.6	23.3	18.6	13.9	20.9	
YES!	34.9	16.9	10.3	8.9	18.8	
N of Valid	1123	1047	931	828	3929	
N of Miss	147	204	195	131	677	

Table 202: If a kid drank some beer, wine or hard liquor (for example, vodka, whiskey, or gin) in your neighborhood would he or she be caught by the police?





Response	6	8	10	12	Total	
NO!	21.1	24.3	29.3	31.6	26.1	
no	25.9	45.4	49.8	50.8	42.0	
yes	24.0	17.6	13.2	11.5	17.1	
YES!	29.0	12.8	7.6	6.1	14.8	
N of Valid	1117	1042	929	823	3911	
N of Miss	153	209	197	136	695	

Table 203: If a kid carried a handgun in your neighborhood would he or she be caught by the police?





Response	6	8	10	12	Total	
NO!	17.2	21.5	24.3	24.3	21.6	
no	18.1	27.9	36.3	36.7	29.0	
yes	24.8	25.9	22.1	23.3	24.1	
YES!	39.9	24.6	17.3	15.7	25.3	
N of Valid	1109	1035	926	830	3900	
N of Miss	161	216	200	129	706	

Table 204: If you wanted to get some cigarettes, how easy would it be for you to get some?

Response	6	8	10	12	Total	
Very hard	77.1	56.9	38.0	24.4	51.3	
Sort of hard	7.6	16.3	15.7	9.2	12.2	
Sort of easy	8.0	15.5	21.6	18.3	15.4	
Very easy	7.3	11.2	24.7	48.1	21.1	
N of Valid	1114	1023	930	824	3891	
N of Miss	156	228	196	135	715	

Table 205: If you wanted to get some beer, wine or hard liquor (for example, vodka, whiskey, or gin), how easy would it be for you to get some?

Response	6	8	10	12	Total	
Very hard	76.8	51.7	34.0	21.9	48.4	
Sort of hard	8.6	14.0	15.8	14.0	12.9	
Sort of easy	7.0	19.4	22.9	24.7	17.8	
Very easy	7.5	14.9	27.2	39.4	20.9	
N of Valid	1113	1025	934	822	3894	
N of Miss	157	226	192	137	712	

Table 206: If you wanted to get a drug like cocaine, LSD, or amphetamines, how easy would it be for you to get some?

Response	6	8	10	12	Total	
Very hard	92.6	85.2	72.2	61.0	79.1	
Sort of hard	3.8	8.7	16.3	17.9	11.1	
Sort of easy	2.1	2.4	6.1	10.4	4.9	
Very easy	1.5	3.6	5.5	10.7	5.0	
N of Valid	1107	1022	935	820	3884	
N of Miss	163	229	191	139	722	

Table 207: If you wanted to get a handgun, how easy would it be for you to get one?





Response	6	8	10	12	Total	
Very hard	75.0	61.0	50.2	46.3	59.3	
Sort of hard	9.5	13.9	18.8	17.5	14.6	
Sort of easy	7.2	12.0	14.9	14.7	11.9	
Very easy	8.3	13.0	16.1	21.6	14.2	
N of Valid	1106	1021	932	819	3878	
N of Miss	164	230	194	140	728	

Table 208: If you wanted to get some marijuana, how easy would it be for you to get some?





Response	6	8	10	12	Total	
Very hard	89.8	70.2	44.3	30.3	61.1	
Sort of hard	3.5	10.7	12.9	10.8	9.2	
Sort of easy	3.2	8.2	16.3	18.6	10.9	
Very easy	3.5	11.0	26.5	40.3	18.8	
N of Valid	1100	1013	921	816	3850	
N of Miss	170	238	205	143	756	

Table 209: If you wanted to get prescription drugs for the purpose of getting high, how easy would it be for you to get some?





Response	6	8	10	12	Total	
Very hard	86.6	69.2	54.0	42.8	65.0	
Sort of hard	5.4	11.1	15.1	16.3	11.5	
Sort of easy	3.4	9.9	14.7	17.3	10.7	
Very easy	4.6	9.8	16.3	23.6	12.8	
N of Valid	1108	1011	928	815	3862	
N of Miss	162	240	198	144	744	



Table 210: If you wanted to get synthetic marijuana such as K2 or chemical products such as bath salts to get high, how easy would it be for you to get some?

Response	6	8	10	12	Total	
Very hard	91.6	84.4	68.9	57.6	77.0	
Sort of hard	3.5	6.7	15.1	16.7	9.9	
Sort of easy	2.3	4.8	8.0	10.5	6.1	
Very easy	2.6	4.0	8.1	15.1	7.0	
N of Valid	1101	1015	928	819	3863	
N of Miss	169	236	198	140	743	

Table 211: If you wanted to get steroids to use or to enhance athletic performance, how easy would it be for you to get some?

Response	6	8	10	12	Total	
Very hard	89.5	82.7	70.0	59.3	76.6	
Sort of hard	5.2	10.1	16.6	18.1	12.0	
Sort of easy	2.6	3.9	7.5	10.9	5.9	
Very easy	2.7	3.3	5.9	11.7	5.5	
N of Valid	1101	1015	930	819	3865	
N of Miss	169	236	196	140	741	

Table 212: If you wanted to get e-cigarettes, e-cigars, or e-hookahs, how easy would it be for you to get some?

Response	6	8	10	12	Total	
Very hard	85.9	70.0	52.2	39.3	63.7	
Sort of hard	5.7	10.0	15.0	10.3	10.0	
Sort of easy	4.7	10.2	13.7	14.8	10.5	
Very easy	3.8	9.8	19.1	35.6	15.8	
N of Valid	1092	1005	920	817	3834	
N of Miss	178	246	206	142	772	

Table 213: During the past 12 months, have you participated in any alcohol prevention programs or seen any alcohol prevention messages in your school or community? Yes, a school-based program focused on preventing underage drinking and/or drinking and driving.

Response	6	8	10	12	Total	
No	74.6	75.6	79.3	83.1	77.8	
Yes	25.4	24.4	20.7	16.9	22.2	
N of Valid	1270	1251	1126	959	4606	
N of Miss	0	0	0	0	0	

Table 214: During the past 12 months, have you participated in any alcohol prevention programs or seen any alcohol prevention messages in your school or community? Yes, a community-based program focused on preventing underage drinking and/or drinking and driving (for example, through your church or temple or through youth groups like Boys and Girls Club or 4-H).

Response	6	8	10	12	Total	
No	92.0	92.6	94.8	95.8	93.7	
Yes	8.0	7.4	5.2	4.2	6.3	
N of Valid	1270	1251	1126	959	4606	
N of Miss	0	0	0	0	0	

Table 215: During the past 12 months, have you participated in any alcohol prevention programs or seen any alcohol prevention messages in your school or community? Yes, a media campaign addressing underage drinking and/or drinking and driving (for example, newspaper ads, posters, pamphlets, radio, TV).

Response	6	8	10	12	Total	
No	91.3	91.0	92.9	94.3	92.2	
Yes	8.7	9.0	7.1	5.7	7.8	
N of Valid	1270	1251	1126	959	4606	
N of Miss	0	0	0	0	0	

Table 216: During the past 12 months, have you participated in any alcohol prevention programs or seen any alcohol prevention messages in your school or community? No

Response	6	8	10	12	Total	
No	47.1	52.4	46.3	37.4	46.3	
Yes	52.9	47.6	53.7	62.6	53.7	
N of Valid	1270	1251	1126	959	4606	
N of Miss	0	0	0	0	0	

Table 217: How wrong do your parents feel it would be for YOU to: have one or two drinks of an alcoholic beverage nearly every day?

Response	6	8	10	12	Total	
Very wrong	91.5	86.8	79.8	72.5	83.5	
Wrong	5.4	8.2	11.2	16.4	9.8	
A little bit wrong	2.2	3.1	6.1	7.1	4.4	
Not at all wrong	0.8	1.8	3.0	4.0	2.3	
N of Valid	1124	1034	940	821	3919	
N of Miss	146	217	186	138	687	

Table 218: How wrong do your parents feel it would be for YOU to: smoke tobacco?

Response	6	8	10	12	Total	
Very wrong	94.3	91.5	83.1	74.8	86.8	
Wrong	3.3	5.4	10.3	14.1	7.8	
A little bit wrong	1.5	1.8	3.7	6.7	3.2	
Not at all wrong	0.9	1.3	2.9	4.4	2.2	
N of Valid	1117	1032	936	821	3906	
N of Miss	153	219	190	138	700	

Table 219: How wrong do your parents feel it would be for YOU to: smoke marijuana?

Response	6	8	10	12	Total	
Very wrong	96.8	91.5	81.0	75.2	87.1	
Wrong	1.9	4.9	9.4	12.7	6.8	
A little bit wrong	0.4	1.8	5.4	6.3	3.2	
Not at all wrong	0.9	1.9	4.2	5.8	3.0	
N of Valid	1108	1026	934	822	3890	
N of Miss	162	225	192	137	716	

Table 220: How wrong do your parents feel it would be for YOU to: use prescription drugs not prescribed to you?

Response	6	8	10	12	Total	
Very wrong	95.1	91.2	87.2	85.5	90.2	
Wrong	2.3	5.3	8.3	10.9	6.4	
A little bit wrong	1.6	2.1	2.3	2.5	2.1	
Not at all wrong	0.9	1.4	2.1	1.1	1.4	
N of Valid	1108	1028	937	816	3889	
N of Miss	162	223	189	143	717	

Table 221: How wrong do your parents feel it would be for YOU to: steal something worth more than \$5?

Response	6	8	10	12	Total	
Very wrong	88.6	83.5	83.1	85.3	85.3	
Wrong	8.7	12.3	11.4	11.8	10.9	
A little bit wrong	1.7	3.0	3.4	2.1	2.5	
Not at all wrong	1.0	1.2	2.0	0.9	1.3	
N of Valid	1117	1031	930	816	3894	
N of Miss	153	220	196	143	712	

Table 222: How wrong do your parents feel it would be for YOU to: draw graffiti, write things, or draw pictures on buildings or other property (without the owner's permission)?

Response	6	8	10	12	Total	
Very wrong	90.5	86.3	82.6	83.7	86.1	
Wrong	6.6	8.6	11.0	12.0	9.3	
A little bit wrong	1.5	3.0	4.3	3.2	2.9	
Not at all wrong	1.3	2.0	2.1	1.2	1.7	
N of Valid	1118	1032	935	820	3905	
N of Miss	152	219	191	139	701	

Table 223: How wrong do your parents feel it would be for YOU to: pick a fight with someone?

Response	6	8	10	12	Total	
Very wrong	74.1	68.2	67.3	68.9	69.8	
Wrong	14.9	18.3	20.3	19.7	18.1	
A little bit wrong	7.7	10.9	8.4	9.2	9.0	
Not at all wrong	3.3	2.5	4.0	2.3	3.1	
N of Valid	1114	1026	934	819	3893	
N of Miss	156	225	192	140	713	

Table 224: During the past 12 months, have you talked with at least one of your parents about the dangers of underage drinking and/or drinking and driving? By parents, we mean either your biological parents, adoptive parents, stepparents, or adult guardians - whether or not they live with you.

Response	6	8	10	12	Total	
No	49.0	53.9	57.8	59.6	54.6	
Yes	51.0	46.1	42.2	40.4	45.4	
N of Valid	1085	984	916	806	3791	
N of Miss	185	267	210	153	815	

Table 225: The rules in my family are clear.

Response	6	8	10	12	Total	
NO!	4.2	3.9	4.4	4.3	4.2	
no	4.8	6.0	5.3	7.6	5.8	
yes	25.2	30.9	36.6	39.6	32.5	
YES!	65.8	59.1	53.7	48.5	57.5	
N of Valid	1112	1013	931	820	3876	
N of Miss	158	238	195	139	730	

Table 226: People in my family have serious arguments about the same things, and often insult or yell at each other.

Response	6	8	10	12	Total	
NO!	41.7	30.6	29.1	26.6	32.6	
no	28.2	37.6	39.3	42.5	36.3	
yes	19.9	20.3	21.3	19.6	20.3	
YES!	10.3	11.5	10.3	11.3	10.8	
N of Valid	1108	1003	921	812	3844	
N of Miss	162	248	205	147	762	

Table 227: When I am not at home, one of my parents knows where I am and who I am with.

Response	6	8	10	12	Total	
NO!	5.1	4.4	4.7	5.3	4.9	
no	3.1	4.6	5.9	9.0	5.4	
yes	23.3	30.2	35.0	35.9	30.6	
YES!	68.5	60.8	54.4	49.8	59.2	
N of Valid	1111	1003	929	813	3856	
N of Miss	159	248	197	146	750	

Table 228: My family has clear rules about alcohol and drug use.

Response	6	8	10	12	Total	
NO!	6.3	5.6	5.1	6.3	5.8	
no	5.2	7.4	9.1	13.5	8.4	
yes	15.4	22.8	30.7	32.5	24.6	
YES!	73.1	64.2	55.2	47.7	61.1	
N of Valid	1106	1003	926	815	3850	
N of Miss	164	248	200	144	756	

Table 229: If you skipped school would you be caught by your parents?

Response	6	8	10	12	Total
NO!	6.5	7.2	7.7	9.9	7.7
no	6.5	12.2	14.1	20.9	12.8
yes	16.7	23.1	30.0	31.0	24.6
YES!	70.2	57.5	48.3	38.2	54.8
N of Valid	1102	995	918	815	3830
N of Miss	168	256	208	144	776

Table 230: My parents ask if I've gotten my homework done.

Response	6	8	10	12	Total
NO!	5.4	7.8	9.3	12.0	8.4
no	5.9	12.2	16.0	25.2	14.0
yes	20.9	27.0	33.7	33.9	28.3
YES!	67.8	53.0	41.0	29.0	49.3
N of Valid	1103	1002	925	815	3845
N of Miss	167	249	201	144	761

Table 231: Would your parents know if you did not come home on time?

Response	6	8	10	12	Total
NO!	5.0	5.6	6.0	6.9	5.8
no	5.4	8.2	9.3	11.3	8.3
yes	20.2	27.3	30.5	35.4	27.8
YES!	69.4	58.9	54.2	46.4	58.1
N of Valid	1096	997	924	813	3830
N of Miss	174	254	202	146	776

Table 232: Do you know how to properly dispose of leftover prescription drugs?

Response	6	8	10	12	Total
No	72.0	67.5	62.9	60.8	66.2
Yes	28.0	32.5	37.1	39.2	33.8
N of Valid	1032	965	901	801	3699
N of Miss	238	286	225	158	907

Table 233: Have any of your brothers or sisters ever: drunk beer, wine or hard liquor (for example, vodka, whiskey or gin)?

Response	6	8	10	12	Total
No	78.0	59.2	50.2	38.4	58.0
Yes	19.1	37.1	44.9	55.1	37.6
I don't have any brothers or sisters	2.9	3.7	5.0	6.6	4.4
N of Valid	1096	987	923	808	3814
N of Miss	174	264	203	151	792

Table 234: Have any of your brothers or sisters ever: smoked marijuana?

Response	6	8	10	12	Total
No	91.3	78.5	65.9	56.3	74.4
Yes	5.6	17.9	29.1	37.0	21.2
I don't have any brothers or sisters	3.1	3.7	5.0	6.7	4.5
N of Valid	1087	984	923	805	3799
N of Miss	183	267	203	154	807

Table 235: Have any of your brothers or sisters ever: smoked cigarettes?

Response	6	8	10	12	Total
No	81.9	71.4	62.6	55.2	68.8
Yes	15.1	25.0	32.5	38.2	26.8
I don't have any brothers or sisters	3.0	3.6	4.9	6.6	4.4
N of Valid	1086	977	917	801	3781
N of Miss	184	274	209	158	825



Table 236: Have any of your brothers or sisters ever: taken a handgun to school?

Response	6	8	10	12	Total
No	96.4	94.6	92.0	90.7	93.6
Yes	0.6	1.7	3.4	2.9	2.1
I don't have any brothers or sisters	3.0	3.7	4.7	6.4	4.3
N of Valid	1082	978	920	797	3777
N of Miss	188	273	206	162	829

Table 237: Have any of your brothers or sisters ever: been suspended or expelled from school?

Response	6	8	10	12	Total
No	74.0	66.8	66.8	63.2	68.1
Yes	22.9	29.6	28.3	30.4	27.5
I don't have any brothers or sisters	3.1	3.6	4.9	6.4	4.4
N of Valid	1084	979	925	797	3785
N of Miss	186	272	201	162	821

Table 238: Have any of your brothers or sisters ever: used e-cigarettes, e-cigars or e-hookahs?

Response	6	8	10	12	Total
No	90.3	81.2	71.7	67.9	78.7
Yes	6.9	15.4	23.4	25.9	17.1
I don't have any brothers or sisters	2.9	3.5	4.9	6.2	4.2
N of Valid	1080	977	923	800	3780
N of Miss	190	274	203	159	826

Table 239: Have any of your brothers or sisters ever: used prescription drugs not prescribed to him/her?

Response	6	8	10	12	Total
No	93.8	88.7	81.9	78.1	86.3
Yes	3.0	7.7	13.4	15.5	9.4
I don't have any brothers or sisters	3.1	3.6	4.7	6.4	4.3
N of Valid	1083	977	915	798	3773
N of Miss	187	274	211	161	833

Table 240: Have you changed homes in the past year (the last 12 months)?



Response	6	8	10	12	Total	
No	72.0	72.7	78.3	80.1	75.4	
Yes	28.0	27.3	21.7	19.9	24.6	
N of Valid	1112	989	928	809	3838	
N of Miss	158	262	198	150	768	

Table 241: How many times have you changed homes since kindergarten?






Response	6	8	10	12	Total	
Never	37.7	32.1	35.0	30.3	34.0	
1 or 2 times	32.6	34.0	31.3	29.9	32.1	
3 or 4 times	17.6	17.3	17.6	20.4	18.1	
5 or 6 times	6.6	7.8	8.5	9.1	7.9	
7 or more times	5.6	8.8	7.7	10.2	7.9	
N of Valid	1099	976	921	812	3808	
N of Miss	171	275	205	147	798	

Table 242: Have you changed schools (including changing from elementary to middle and middle to high school) in the past year?



Response	6	8	10	12	Total	
No	65.8	64.5	74.5	80.8	70.7	
Yes	34.2	35.5	25.5	19.2	29.3	
N of Valid	1095	974	921	807	3797	
N of Miss	175	277	205	152	809	

Table 243: How many times have you changed schools since kindergarten (including changing from elementary to middle and middle to high school)?

Response	6	8	10	12	Total	
Never	39.2	28.2	32.4	29.6	32.7	
1 or 2 times	38.0	31.5	22.6	20.0	28.7	
3 or 4 times	14.7	28.5	28.0	30.3	24.8	
5 or 6 times	5.0	6.3	10.1	13.1	8.3	
7 or more times	3.1	5.5	6.9	7.1	5.5	
N of Valid	1101	971	922	812	3806	
N of Miss	169	280	204	147	800	

Table 244: Has anyone in your family ever had severe alcohol or drug problems?

Response	6	8	10	12	Total	
No	74.3	67.3	56.5	54.6	64.0	
Yes	25.7	32.7	43.5	45.4	36.0	
N of Valid	1100	968	920	809	3797	
N of Miss	170	283	206	150	809	

Table 245: About how many adults (over 21) have you known personally who in the past year have: used marijuana, crack, cocaine, or other drugs?

Response	6	8	10	12	Total	
0	77.7	64.5	55.5	46.4	62.2	
1	10.4	14.8	13.4	14.6	13.1	
2	4.9	6.6	10.9	9.6	7.8	
3-4	2.3	6.6	7.4	12.2	6.8	
5	4.8	7.4	12.8	17.2	10.0	
N of Valid	1091	963	919	809	3782	
N of Miss	179	288	207	150	824	

Table 246: About how many adults (over 21) have you known personally who in the past year have: sold or dealt drugs?

Response	6	8	10	12	Total	
0	85.7	75.6	68.2	63.4	74.1	
1	7.1	10.1	11.0	12.2	9.9	
2	3.3	6.7	7.4	7.1	6.0	
3-4	1.1	3.2	5.5	7.1	4.0	
5	2.9	4.4	7.9	10.2	6.1	
N of Valid	1075	955	915	803	3748	
N of Miss	195	296	211	156	858	

Table 247: About how many adults (over 21) have you known personally who in the past year have: done other things that could get them in trouble with the police, like stealing, selling stolen goods, mugging or assaulting others, etc.?

Response	6	8	10	12	Total	
0	83.0	72.3	67.1	59.9	71.4	
1	9.1	12.6	11.2	12.9	11.3	
2	3.3	5.0	8.0	7.4	5.8	
3-4	1.5	3.5	4.8	8.0	4.2	
5	3.1	6.6	8.8	11.8	7.3	
N of Valid	1082	952	916	808	3758	
N of Miss	188	299	210	151	848	

Table 248: About how many adults (over 21) have you known personally who in the past year have: gotten drunk or high?

Response	6	8	10	12	Total	
0	60.2	44.8	35.8	32.1	44.4	
1	19.3	17.7	15.8	14.3	17.0	
2	7.6	9.2	12.7	9.6	9.7	
3-4	3.6	9.9	10.3	11.6	8.5	
5	9.2	18.3	25.5	32.3	20.4	
N of Valid	1086	955	906	809	3756	
N of Miss	184	296	220	150	850	

Table 249: Have you seen or heard information about underage drinking in the past 12 months from the following sources? Radio

Response	6	8	10	12	Total
No	62.8	54.2	58.5	58.1	58.5
Yes	37.2	45.8	41.5	41.9	41.5
N of Valid	1090	971	932	831	3824
N of Miss	180	280	194	128	782

Table 250: Have you seen or heard information about underage drinking in the past 12 months from the following sources? TV.

Response	6	8	10	12	Total
No	36.6	31.2	31.1	37.7	34.1
Yes	63.4	68.8	68.9	62.3	65.9
N of Valid	1081	965	928	827	3801
N of Miss	189	286	198	132	805

Table 251: Have you seen or heard information about underage drinking in the past 12 months from the following sources? Print. This includes information on underage drinking you may have seen in the newspaper, on a billboard, in pamphlets, on stickers, etc.

Response	6	8	10	12	Total
No	60.1	52.1	54.4	57.0	56.0
Yes	39.9	47.9	45.6	43.0	44.0
N of Valid	1072	965	926	831	3794
N of Miss	198	286	200	128	812

Table 252: Have you seen or heard information about underage drinking in the past 12 months from the following sources? Website or social media? (Facebook, Myspace, website, etc.)

Response	6	8	10	12	Total
No	50.3	39.5	42.4	44.5	44.4
Yes	49.7	60.5	57.6	55.5	55.6
N of Valid	1076	960	923	822	3781
N of Miss	194	291	203	137	825

Table 253: The next questions ask about your opinions of the information you saw or heard. If you have seen or heard more than one ad, please think about your favorite ad when answering these questions. The information about underage drinking that I saw or heard was convincing.

Response	6	8	10	12	Total	
NO!	33.6	22.2	20.2	20.1	24.5	
no	9.7	13.7	18.0	23.1	15.7	
yes	14.1	27.2	29.6	29.8	24.6	
YES!	21.2	19.4	17.6	12.0	17.8	
I have not seen or heard any ads about underage drinking in the past 12 months.	21.3	17.5	14.5	15.0	17.3	
N of Valid	1069	949	921	826	3765	
N of Miss	201	302	205	133	841	

Table 254: The next questions ask about your opinions of the information you saw or heard. If you have seen or heard more than one ad, please think about your favorite ad when answering these questions. The information about underage drinking that I saw or heard grabbed my attention.

Response	6	8	10	12	Total	
NO!	31.7	18.3	18.4	18.6	22.2	
no	12.9	16.4	21.5	24.4	18.4	
yes	13.1	27.6	27.1	29.7	23.8	
YES!	21.2	20.3	17.8	12.7	18.3	
I have not seen or heard any ads about underage drinking in the past 12 months.	21.1	17.4	15.1	14.6	17.3	
N of Valid	1070	952	919	828	3769	
N of Miss	200	299	207	131	837	

Table 255: The next questions ask about your opinions of the information you saw or heard. If you have seen or heard more than one ad, please think about your favorite ad when answering these questions. The information about underage drinking that I saw or heard said something important to me.

Response	6	8	10	12	Total	
NO!	29.8	19.9	19.1	18.5	22.2	
no	9.6	17.6	20.4	27.1	18.1	
yes	14.8	24.5	25.4	24.8	22.0	
YES!	23.7	20.0	19.0	14.2	19.5	
I have not seen or heard any ads about underage drinking in the past 12 months.	22.2	18.0	16.1	15.4	18.2	
N of Valid	1057	944	921	823	3745	
N of Miss	213	307	205	136	861	

Table 256: The next questions ask about your opinions of the information you saw or heard. If you have seen or heard more than one ad, please think about your favorite ad when answering these questions. Seeing or hearing this information about underage drinking made me want to stop or decrease my drinking.

Response	6	8	10	12	Total	
NO!	29.0	21.1	21.9	20.5	23.4	
no	6.4	12.2	18.0	24.7	14.8	
yes	8.4	15.7	20.4	22.6	16.4	
YES!	22.2	20.5	19.3	13.7	19.2	
I have not seen or heard any ads about underage drinking in the past 12 months.	34.0	30.5	20.4	18.5	26.3	
N of Valid	1019	907	896	815	3637	
N of Miss	251	344	230	144	969	

Table 257: How honest were you in filling out this survey?

Response	6	8	10	12	Total	
I was very honest	83.1	79.8	77.9	76.4	79.5	
I was honest pretty much of the time	13.0	17.6	16.4	17.8	16.0	
I was honest some of the time	3.4	2.0	5.1	4.2	3.6	
I was honest once in a while	0.5	0.6	0.6	1.7	0.8	
I was not honest at all	0.0	0.0	0.0	0.0	0.0	
N of Valid	1100	969	935	838	3842	
N of Miss	170	282	191	121	764	