

2017 APNA

Arkansas Prevention Needs Assessment Survey

**Region 9
Frequency Distribution Tables**

Counties: Lonoke, Prairie, Pulaski, Saline

Arkansas Department of Human Services,
Division of Aging, Adults and Behavioral
Health Services
And
University of Arkansas at Little Rock
MidSOUTH Center for Prevention and Training

Conducted by International Survey Associates dba Pride Surveys

Contents

1	INTRODUCTION	11
2	PERCENTAGE TABLES	15

List of Frequency Distribution Tables

1	Gender	16
2	Age	16
3	Are you Hispanic or Latino?	16
4	What is your race? Black or African American	17
5	What is your race? Asian	17
6	What is your race? American Indian	17
7	What is your race? Alaska Native	17
8	What is your race? White	18
9	What is your race? Native Hawaiian or Other Pacific Islander	18
10	What is your race? Other	18
11	What is the highest level of schooling completed by your mother or father?	19
12	Think of where you live most of the time. Which of the following people live there with you? Mother	19
13	Think of where you live most of the time. Which of the following people live there with you? Stepmother	19
14	Think of where you live most of the time. Which of the following people live there with you? Foster Mother	20
15	Think of where you live most of the time. Which of the following people live there with you? Grandmother	20
16	Think of where you live most of the time. Which of the following people live there with you? Aunt	20
17	Think of where you live most of the time. Which of the following people live there with you? Father	20
18	Think of where you live most of the time. Which of the following people live there with you? Stepfather	21
19	Think of where you live most of the time. Which of the following people live there with you? Foster Father	21
20	Think of where you live most of the time. Which of the following people live there with you? Grandfather	21
21	Think of where you live most of the time. Which of the following people live there with you? Uncle	21
22	Think of where you live most of the time. Which of the following people live there with you? Other Adults	22
23	Think of where you live most of the time. Which of the following people live there with you? Brother(s)	22
24	Think of where you live most of the time. Which of the following people live there with you? Stepbrother(s)	22
25	Think of where you live most of the time. Which of the following people live there with you? Sister(s)	22
26	Think of where you live most of the time. Which of the following people live there with you? Stepsister(s)	23

27	Think of where you live most of the time. Which of the following people live there with you? Other Children	23
28	In my school, students have lots of chances to help decide things like class activities and rules.	23
29	Teachers ask me to work on special classroom projects.	23
30	My teacher(s) notices when I am doing a good job and lets me know about it.	24
31	There are lots of chances for students in my school to get involved in sports, clubs, and other school activities outside of class.	24
32	There are lots of chances for students in my school to talk with a teacher one-on-one.	24
33	I feel safe at my school.	25
34	The school lets my parents know when I have done something well.	25
35	My teachers praise me when I work hard in school.	25
36	Are your school grades better than the grades of most students in your class?	26
37	I have lots of chances to be part of class discussions or activities.	26
38	Now thinking back over the past year in school, how often did you: enjoy being in school?	26
39	Now thinking back over the past year in school, how often did you: hate being in school?	27
40	Now thinking back over the past year in school, how often did you: try to do your best work in school?	27
41	How often do you feel that the school work you are assigned is meaningful and important?	27
42	Putting them all together, what were your grades like last year?	28
43	How important do you think the things you are learning in school are going to be for your later life?	28
44	During the LAST FOUR WEEKS how many whole days of school have you missed because you skipped or "cut"?	28
45	What are the chances you would be seen as cool if you: smoked cigarettes?	29
46	What are the chances you would be seen as cool if you: worked hard at school?	29
47	What are the chances you would be seen as cool if you: began drinking alcoholic beverages regularly, that is, at least once or twice a month?	29
48	What are the chances you would be seen as cool if you: defended someone who was being bullied?	30
49	What are the chances you would be seen as cool if you: smoked marijuana?	30
50	What are the chances you would be seen as cool if you: carried a handgun?	30
51	What are the chances you would be seen as cool if you: used e-cigarettes, e-cigars or e-hookahs (vaping)?	31

52	What are the chances you would be seen as cool if you: bullied someone or cyber bullied someone?	31
53	Think of your four best friends (the friends you feel closest to). In the past year (12 months), how many of your best friends have: participated in clubs, organizations or activities at school?	31
54	Think of your four best friends (the friends you feel closest to). In the past year (12 months), how many of your best friends have: smoked cigarettes?	32
55	Think of your four best friends (the friends you feel closest to). In the past year (12 months), how many of your best friends have: tried beer, wine or hard liquor (for example, vodka, whiskey, or gin) when their parents didn't know about it?	32
56	Think of your four best friends (the friends you feel closest to). In the past year (12 months), how many of your best friends have: used e-cigarettes, e-cigars, or e-hookahs?	32
57	Think of your four best friends (the friends you feel closest to). In the past year (12 months), how many of your best friends have: used marijuana?	33
58	Think of your four best friends (the friends you feel closest to). In the past year (12 months), how many of your best friends have: used prescription drugs or non-prescription drugs for the purpose of getting high?	33
59	Think of your four best friends (the friends you feel closest to). In the past year (12 months), how many of your best friends have: used synthetic marijuana (K2, spice) or bath salts?	33
60	Think of your four best friends (the friends you feel closest to). In the past year (12 months), how many of your best friends have: used LSD, cocaine, amphetamines, or other illegal drugs?	34
61	Think of your four best friends (the friends you feel closest to). In the past year (12 months), how many of your best friends have: been bullied?	34
62	Think of your four best friends (the friends you feel closest to). In the past year (12 months), how many of your best friends have: been suspended from school?	34
63	Think of your four best friends (the friends you feel closest to). In the past year (12 months), how many of your best friends have: carried a handgun?	35
64	Think of your four best friends (the friends you feel closest to). In the past year (12 months), how many of your best friends have: sold illegal drugs?	35
65	Think of your four best friends (the friends you feel closest to). In the past year (12 months), how many of your best friends have: regularly attended religious services?	35

66	Think of your four best friends (the friends you feel closest to). In the past year (12 months), how many of your best friends have: stolen or tried to steal a motor vehicle such as a car or motorcycle?	36
67	Think of your four best friends (the friends you feel closest to). In the past year (12 months), how many of your best friends have: been arrested?	36
68	Think of your four best friends (the friends you feel closest to). In the past year (12 months), how many of your best friends have: dropped out of school?	36
69	Think of your four best friends (the friends you feel closest to). In the past year (12 months), how many of your best friends have: been members of a gang?	37
70	How old were you when you first: smoked marijuana?	37
71	How old were you when you first: smoked a cigarette, even just a puff?	38
72	How old were you when you first: had more than a sip or two of beer, wine or hard liquor (for example, vodka, whiskey, or gin)?	38
73	How old were you when you first: began drinking alcoholic beverages regularly, that is, at least once or twice a month?	39
74	How old were you when you first: used Pegaramide (peg, Peggy)?	39
75	How old were you when you first: got suspended from school?	40
76	How old were you when you first: got arrested?	40
77	How old were you when you first: carried a handgun?	41
78	How old were you when you first: used e-cigarettes, e-cigars, or e-hookahs (vaping)?	41
79	How old were you when you first: belonged to a gang?	42
80	How old were you when you first: used prescription drugs not prescribed to you?	42
81	How wrong do you think it is for someone your age to: take a handgun to school?	43
82	How wrong do you think it is for someone your age to: steal anything?	43
83	How wrong do you think it is for someone your age to: pick a fight with someone?	43
84	How wrong do you think it is for someone your age to: attack someone with the idea of seriously hurting them?	44
85	How wrong do you think it is for someone your age to: stay away from school all day when their parents think they are at school?	44
86	How wrong do you think it is for someone your age to: drink beer, wine or hard liquor (for example, vodka, whiskey, or gin) regularly?	44
87	How wrong do you think it is for someone your age to: smoke cigarettes?	45
88	How wrong do you think it is for someone your age to: smoke marijuana?	45

89	How wrong do you think it is for someone your age to: use prescription drugs or non-prescription drugs for the purpose of getting high?	45
90	How wrong do you think it is for someone your age to: use synthetic marijuana (K2, spice) or bath salts?	46
91	How wrong do you think it is for someone your age to: use LSD, cocaine, amphetamines or another illegal drug?	46
92	How wrong do you think it is for someone your age to: use e-cigarettes, e-cigars or e-hookahs (vaping)?	46
93	At school during the past 12 months, did you receive help from the resource teacher, speech therapist or other special education teacher?	47
94	How many times in the past year (12 months) have you: been suspended from school?	47
95	How many times in the past year (12 months) have you: carried a handgun?	47
96	How many times in the past year (12 months) have you: sold illegal drugs?	48
97	How many times in the past year (12 months) have you: stolen or tried to steal a motor vehicle such as a car or motorcycle?	48
98	How many times in the past year (12 months) have you: participated in clubs, organizations or activities at school?	48
99	How many times in the past year (12 months) have you: been arrested?	49
100	How many times in the past year (12 months) have you: attacked someone with the idea of seriously hurting them?	49
101	How many times in the past year (12 months) have you: been drunk or high at school?	49
102	How many times in the past year (12 months) have you: taken a handgun to school?	50
103	How many times in the past year (12 months) have you: used e-cigarettes, e-cigars, or e-hookahs (vaping)?	50
104	Are you currently on probation, or assigned a probation officer with Juvenile Court?	50
105	Have you ever belonged to a gang?	51
106	If you have ever belonged to a gang, did that gang have a name?	51
107	You are at a party at someone's house, and one of your friends offers you a drink containing alcohol. What would you say or do?	51
108	How often do you attend religious services or activities?	52
109	I think sometimes it's okay to cheat at school.	52
110	It is important to think before you act.	52
111	Sometimes I think that life is not worth it.	53
112	At times I think I am no good at all.	53
113	All in all, I am inclined to think that I am a failure.	53
114	In the past year, have you felt depressed or sad MOST days, even if you felt okay sometimes?	54
115	It is all right to beat up people if they start the fight.	54

116	I think it is okay to take something without asking if you can get away with it.	54
117	Where do you get the most information about living a drug and alcohol free life? Parents/guardians	55
118	Where do you get the most information about living a drug and alcohol free life? Friends	55
119	Where do you get the most information about living a drug and alcohol free life? Family members	55
120	Where do you get the most information about living a drug and alcohol free life? School	56
121	Where do you get the most information about living a drug and alcohol free life? Internet	56
122	Where do you get the most information about living a drug and alcohol free life? TV	56
123	Where do you get the most information about living a drug and alcohol free life? Social media	57
124	How much do you think people risk harming themselves (physically or in other ways) if they: smoked one or more packs of cigarettes per day?	57
125	How much do you think people risk harming themselves (physically or in other ways) if they: try marijuana once or twice?	57
126	How much do you think people risk harming themselves (physically or in other ways) if they: smoke marijuana once or twice a week?	58
127	How much do you think people risk harming themselves (physically or in other ways) if they: take one or two drinks of an alcoholic beverage (beer, wine, liquor) nearly every day?	58
128	How much do you think people risk harming themselves (physically or in other ways) if they: have five or more drinks of an alcoholic beverage once or twice a weekend?	58
129	How much do you think people risk harming themselves (physically or in other ways) if they: use prescription drugs that are not prescribed to them?	59
130	How much do you think people risk harming themselves (physically or in other ways) if they: use non-prescription drugs to get high?	59
131	How much do you think people risk harming themselves (physically or in other ways) if they: use e-cigarettes, e-cigars, or e-hookahs?	59
132	Have you ever used smokeless tobacco (chew, snuff, plug, dipping tobacco, or chewing tobacco)?	60
133	How often have you used smokeless tobacco during the past 30 days?	60
134	Have you ever smoked cigarettes?	60
135	How frequently have you smoked cigarettes during the past 30 days?	61
136	Which statement best describes rules about smoking inside your home or your family cars?	61
137	Have you ever used e-cigarettes, e-cigars, or e-hookahs (vaping)?	61

138	How frequently have you used e-cigarettes, e-cigars, or e-hookahs (vaping)?	62
139	During this school year, were you taught in any of your classes about the dangers of tobacco use?	62
140	During the past 12 months, have you participated in any community activities to discourage people your age from using cigarettes, chewing tobacco, snuff, dip or cigars, e-cigarettes, e-cigars, or e-hookahs?	62
141	Think back over the last two weeks. How many times have you had five or more alcoholic drinks in a row?	63
142	During the past 30 days, how many times did you ride in a car or other vehicle driven by someone who had been drinking alcohol or using drugs to get high?	63
143	During the past 30 days, how many times did you drive a car or other vehicle when you had been drinking alcohol or using drugs to get high?	63
144	If you drank alcohol (not just a sip or taste) in the past year, where did you usually drink it?	64
145	How do you feel about someone your age having one or two drinks of an alcoholic beverage nearly every day?	64
146	On how many occasions have you had alcoholic beverages (beer, wine or hard liquor) to drink in your lifetime - more than just a few sips?	64
147	On how many occasions have you drunk one or more drinks of an alcoholic beverage during the past 30 days?	65
148	On how many occasions have you used marijuana (grass, pot) or hashish (hash, hash oil) in your lifetime?	65
149	On how many occasions have you used marijuana (grass, pot) or hashish (hash, hash oil) during the past 30 days?	65
150	On how many occasions have you used LSD or other psychedelics in your lifetime?	66
151	On how many occasions have you used LSD or other psychedelics during the past 30 days?	66
152	On how many occasions have you used cocaine or crack in your lifetime?	66
153	On how many occasions have you used cocaine or crack during the past 30 days?	67
154	On how many occasions have you sniffed glue, breathed the contents of an aerosol spray can, or inhaled other gases or sprays, in order to get high in your lifetime?	67
155	On how many occasions have you sniffed glue, breathed the contents of an aerosol spray can, or inhaled other gases or sprays, in order to get high during the past 30 days?	67
156	On how many occasions have you used Pegaramide (peg, Peggy, etc.) in your lifetime?	68

157	On how many occasions have you used Pegaramide (peg, Peggy, etc.) during the past 30 days?	68
158	On how many occasions have you used synthetic marijuana (K2, spice) in your lifetime?	68
159	On how many occasions have you used synthetic marijuana (K2, spice) during the past 30 days?	69
160	On how many occasions have you used methamphetamines (meth, speed, crank, crystal meth) in your lifetime?	69
161	On how many occasions have you used methamphetamines (meth, speed, crank, crystal meth) in the past 30 days?	69
162	On how many occasions have you used other chemical products (bath salts, plant food, etc.) in your lifetime?	70
163	On how many occasions have you used other chemical products (bath salts, plant food, etc.) during the past 30 days?	70
164	On how many occasions have you used heroin or other opiates in your lifetime?	70
165	On how many occasions have you used heroin or other opiates during the past 30 days?	71
166	On how many occasions have you used MDMA ('X', 'E', or ecstasy) in your lifetime?	71
167	On how many occasions have you used MDMA ('X', 'E', or ecstasy) during the past 30 days?	71
168	On how many occasions have you taken prescription drugs (such as Valium, Xanax, Ritalin, Adderall, OxyContin, Tramadol, or sleeping pills) not prescribed to you in your lifetime?	72
169	On how many occasions have you taken prescription drugs (such as Valium, Xanax, Ritalin, Adderall, OxyContin, Tramadol, or sleeping pills) not prescribed to you during the past 30 days?	72
170	On how many occasions have you taken non-prescription medicines such as diet pills (for example, Dietac, Dexatrim or Prolamine), stay-awake pills (for example No-Doz, Vivarin, or Wake), or cough or cold medicines (robos, DXM, etc.) to get high in your lifetime?	72
171	On how many occasions have you taken non-prescription medicines such as diet pills (for example, Dietac, Dexatrim or Prolamine), stay-awake pills (for example No-Doz, Vivarin, or Wake), or cough or cold medicines (robos, DXM, etc.) to get high during the past 30 days?	73
172	On how many occasions have you been drunk or very high from drinking alcoholic beverages during the past 30 days?	73
173	On how many occasions have you drunk flavored alcoholic beverages, sometimes called 'alcopops' (like Mike's Hard Lemonade, Smirnoff Ice, Bacardi Breezers, etc.) in your lifetime?	73
174	On how many occasions have you drunk flavored alcoholic beverages, sometimes called 'alcopops' (like Mike's Hard Lemonade, Smirnoff Ice, Bacardi Breezers, etc.) during the past 30 days?	74

175	If you smoked cigarettes (not just a puff or drag) in the past year, how did you usually get them?	74
176	If you used e-cigarettes, e-cigars, or e-hookahs (not just a puff or drag) in the past year, how did you usually get them? - I did not use e-cigarettes, e-cigars, or e-hookahs in the past year	75
177	If you used e-cigarettes, e-cigars, or e-hookahs (not just a puff or drag) in the past year, how did you usually get them? - I bought them in a store such as a convenience store, supermarket, discount store, or gas station	75
178	If you used e-cigarettes, e-cigars, or e-hookahs (not just a puff or drag) in the past year, how did you usually get them? - I got them on the Internet	75
179	If you used e-cigarettes, e-cigars, or e-hookahs (not just a puff or drag) in the past year, how did you usually get them? - I got them at a store that sells electronic cigarettes, such as a "vape shop"	75
180	If you used e-cigarettes, e-cigars, or e-hookahs (not just a puff or drag) in the past year, how did you usually get them? - I got them from a family member	76
181	If you used e-cigarettes, e-cigars, or e-hookahs (not just a puff or drag) in the past year, how did you usually get them? - I got them from a friend	76
182	If you used e-cigarettes, e-cigars, or e-hookahs (not just a puff or drag) in the past year, how did you usually get them? - A stranger got them for me	76
183	If you used e-cigarettes, e-cigars, or e-hookahs (not just a puff or drag) in the past year, how did you usually get them? - I took them from a store or shop	76
184	If you used e-cigarettes, e-cigars, or e-hookahs (not just a puff or drag) in the past year, how did you usually get them? - I got them some other way	77
185	If you used marijuana (grass, pot) (not just a puff or drag) in the past year, how did you usually get it? - I did not use marijuana (grass, pot) in the past year	77
186	If you used marijuana (grass, pot) (not just a puff or drag) in the past year, how did you usually get it? - I bought it myself	77
187	If you used marijuana (grass, pot) (not just a puff or drag) in the past year, how did you usually get it? - I got it from someone at school	77
188	If you used marijuana (grass, pot) (not just a puff or drag) in the past year, how did you usually get it? - I got it from someone with a medical marijuana card	78
189	If you used marijuana (grass, pot) (not just a puff or drag) in the past year, how did you usually get it? - I got it from my brother or sister	78

190	If you used marijuana (grass, pot) (not just a puff or drag) in the past year, how did you usually get it? - I got it from another relative	78
191	If you used marijuana (grass, pot) (not just a puff or drag) in the past year, how did you usually get it? - Other	78
192	If you drank alcohol (not just a sip or taste) in the past year, how did you usually get it?	79
193	If you used prescription drugs or over the counter drugs without a doctor telling you to use it or for the purpose of getting high, where did you get these drugs? - Did not use	79
194	If you used prescription drugs or over the counter drugs without a doctor telling you to use it or for the purpose of getting high, where did you get these drugs? - Bought or took from store or shop	80
195	If you used prescription drugs or over the counter drugs without a doctor telling you to use it or for the purpose of getting high, where did you get these drugs? - Got from parents with permission	80
196	If you used prescription drugs or over the counter drugs without a doctor telling you to use it or for the purpose of getting high, where did you get these drugs? - Got from home without permission	80
197	If you used prescription drugs or over the counter drugs without a doctor telling you to use it or for the purpose of getting high, where did you get these drugs? - Got from relative with permission	80
198	If you used prescription drugs or over the counter drugs without a doctor telling you to use it or for the purpose of getting high, where did you get these drugs? - Got from relative without permission	81
199	If you used prescription drugs or over the counter drugs without a doctor telling you to use it or for the purpose of getting high, where did you get these drugs? - Got from friend's home with permission	81
200	If you used prescription drugs or over the counter drugs without a doctor telling you to use it or for the purpose of getting high, where did you get these drugs? - Got from friend's home without permission	81
201	If you used prescription drugs or over the counter drugs without a doctor telling you to use it or for the purpose of getting high, where did you get these drugs? - Got from friend at school	81
202	If you used prescription drugs or over the counter drugs without a doctor telling you to use it or for the purpose of getting high, where did you get these drugs? - Got from friend at party	82
203	If you used prescription drugs or over the counter drugs without a doctor telling you to use it or for the purpose of getting high, where did you get these drugs? - Got from friend, elsewhere	82
204	If you used prescription drugs or over the counter drugs without a doctor telling you to use it or for the purpose of getting high, where did you get these drugs? - Got from internet sale	82
205	During the last month, about how many marijuana cigarettes, or the equivalent, did you smoke a day, on the average?	83

206	How wrong do your friends feel it would be for YOU to: have one or two drinks of an alcoholic beverage nearly every day?	83
207	How wrong do your friends feel it would be for YOU to: smoke tobacco?	83
208	How wrong do your friends feel it would be for YOU to: smoke marijuana?	84
209	How wrong do your friends feel it would be for YOU to: use prescription drugs not prescribed to you?	84
210	How wrong would most adults (over 21) in your neighborhood think it is for kids your age: to use marijuana?	84
211	How wrong would most adults (over 21) in your neighborhood think it is for kids your age: to drink alcohol?	85
212	How wrong would most adults (over 21) in your neighborhood think it is for kids your age: to smoke cigarettes?	85
213	How much do each of the following statements describe your neighborhood? crime and/or drug selling	85
214	How much do each of the following statements describe your neighborhood? fights	86
215	How much do each of the following statements describe your neighborhood? lots of empty or abandoned buildings	86
216	How much do each of the following statements describe your neighborhood? lots of graffiti	86
217	I feel safe in my neighborhood.	87
218	If a kid smoked marijuana in your neighborhood would he or she be caught by the police?	87
219	If a kid drank some beer, wine or hard liquor (for example, vodka, whiskey, or gin) in your neighborhood would he or she be caught by the police?	87
220	If a kid carried a handgun in your neighborhood would he or she be caught by the police?	88
221	If you wanted to get some cigarettes, how easy would it be for you to get some?	88
222	If you wanted to get some beer, wine or hard liquor (for example, vodka, whiskey, or gin), how easy would it be for you to get some?	88
223	If you wanted to get a drug like cocaine, LSD, or amphetamines, how easy would it be for you to get some?	89
224	If you wanted to get a handgun, how easy would it be for you to get one?	89
225	If you wanted to get some marijuana, how easy would it be for you to get some?	89
226	If you wanted to get prescription drugs for the purpose of getting high, how easy would it be for you to get some?	90
227	If you wanted to get synthetic marijuana such as K2 or chemical products such as bath salts to get high, how easy would it be for you to get some?	90

228	If you wanted to get steroids to use or to enhance athletic performance, how easy would it be for you to get some?	90
229	If you wanted to get e-cigarettes, e-cigars, or e-hookahs, how easy would it be for you to get some?	91
230	During the past 12 months, have you participated in any alcohol prevention programs or seen any alcohol prevention messages in your school or community? Yes, a school-based program focused on preventing underage drinking and/or drinking and driving.	91
231	During the past 12 months, have you participated in any alcohol prevention programs or seen any alcohol prevention messages in your school or community? Yes, a community-based program focused on preventing underage drinking and/or drinking and driving (for example, through your church or temple or through youth groups like Boys and Girls Club or 4-H).	91
232	During the past 12 months, have you participated in any alcohol prevention programs or seen any alcohol prevention messages in your school or community? Yes, a media campaign addressing underage drinking and/or drinking and driving (for example, newspaper ads, posters, pamphlets, radio, TV).	92
233	During the past 12 months, have you participated in any alcohol prevention programs or seen any alcohol prevention messages in your school or community? No	92
234	How wrong do your parents feel it would be for YOU to: have one or two drinks of an alcoholic beverage nearly every day?	92
235	How wrong do your parents feel it would be for YOU to: smoke tobacco?	92
236	How wrong do your parents feel it would be for YOU to: smoke marijuana?	93
237	How wrong do your parents feel it would be for YOU to: use prescription drugs not prescribed to you?	93
238	How wrong do your parents feel it would be for YOU to: steal something?	93
239	How wrong do your parents feel it would be for YOU to: draw graffiti, write things, or draw pictures on buildings or other property (without the owner's permission)?	94
240	How wrong do your parents feel it would be for YOU to: pick a fight with someone?	94
241	During the past 12 months, have you talked with at least one of your parents about the dangers of underage drinking and/or drinking and driving? By parents, we mean either your biological parents, adoptive parents, stepparents, or adult guardians - whether or not they live with you.	94
242	The rules in my family are clear.	95
243	People in my family have serious arguments about the same things, and often insult or yell at each other.	95

244	When I am not at home, one of my parents knows where I am and who I am with.	95
245	My family has clear rules about alcohol and drug use.	96
246	If you skipped school would you be caught by your parents?	96
247	My parents ask if I've gotten my homework done.	96
248	Would your parents know if you did not come home on time?	97
249	Do you know how to properly dispose of leftover prescription drugs?	97
250	Have any of your brothers or sisters ever: drunk beer, wine or hard liquor (for example, vodka, whiskey or gin)?	97
251	Have any of your brothers or sisters ever: smoked marijuana?	97
252	Have any of your brothers or sisters ever: smoked cigarettes?	98
253	Have any of your brothers or sisters ever: taken a handgun to school?	98
254	Have any of your brothers or sisters ever: been suspended or expelled from school?	98
255	Have any of your brothers or sisters ever: used e-cigarettes, e-cigars or e-hookahs (vaping)?	98
256	Have any of your brothers or sisters ever: used prescription drugs not prescribed to him/her?	99
257	Have you changed homes in the past year (the last 12 months)?	99
258	How many times have you changed homes since kindergarten?	99
259	Have you changed schools (including changing from elementary to middle and middle to high school) in the past year?	99
260	How many times have you changed schools since kindergarten (including changing from elementary to middle and middle to high school)?	100
261	Has anyone in your family ever had severe alcohol or drug problems?	100
262	About how many adults (over 21) have you known personally who in the past year have: used marijuana, crack, cocaine, or other drugs?	100
263	About how many adults (over 21) have you known personally who in the past year have: sold or dealt drugs?	101
264	About how many adults (over 21) have you known personally who in the past year have: done other things that could get them in trouble with the police, like stealing, selling stolen goods, mugging or assaulting others, etc.?	101
265	About how many adults (over 21) have you known personally who in the past year have: gotten drunk or high?	101
266	How honest were you in filling out this survey?	102

List of Figures

1	Grade Chart	12
2	Gender Chart	13
3	Age Chart	14

1 INTRODUCTION

This report was generated from data collected on the *2017 Arkansas Prevention Needs Assessment Student Survey*. This report contains basic frequency tables of all data collected and graphs on the selected demographic variables of grade, gender and age.

Questions regarding the information found in this report can be directed to:

International Survey Associates dba Pride Surveys

Mr. Jay Gleaton

2140 Newmarket Parkway

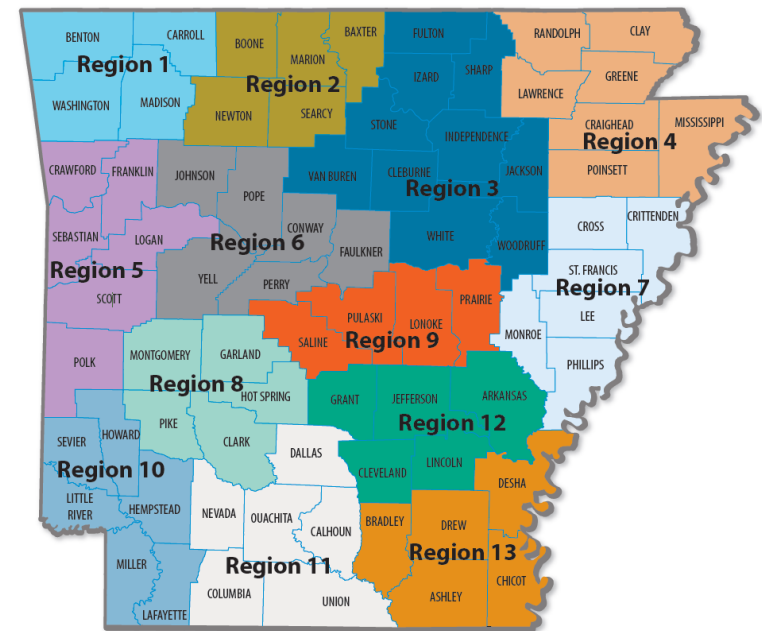
Suite 116

Marietta, GA 30067

Telephone: (800) 279-6361

Fax: (770) 726-9327

Website: <http://www.pridesurveys.com>



A note on the changing regions:

For the purposes of prevention in the state of Arkansas in 2013 the state moved from a 13-region system to an 8-region system. For the 2017 survey year the state reverted back to a 13-region system.

What this means for your regional data:

We have retroactively calculated all tables and year to year comparisons for THIS REPORT back to 13 regions. Because of this your reports from 2013 to 2016 that contain 8-regions CAN NOT BE COMPARED directly with this year's regional report. Regional reports will have different school groupings and will not be representative of the current 13-region system.

To reiterate, data in this report going back in time is comparable to previous years in the report because we recalculated previous years to 13 regions. However, the data should not be compared against any regional report going back 4 years because the regions were defined differently and represent different cohorts of students.

What this means for statewide, county, and school data:

This change will only affect the regional data. All other data is comparable with previous years.

Grade Chart

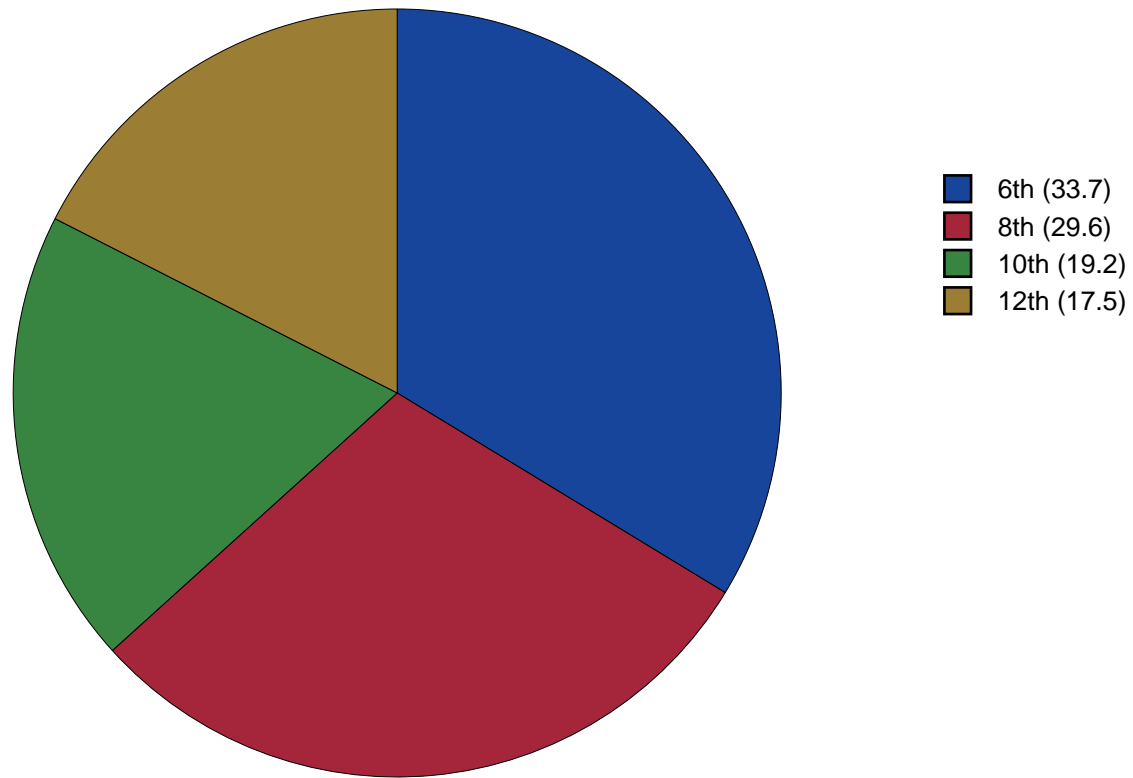


Figure 1: Grade Chart

Gender Chart

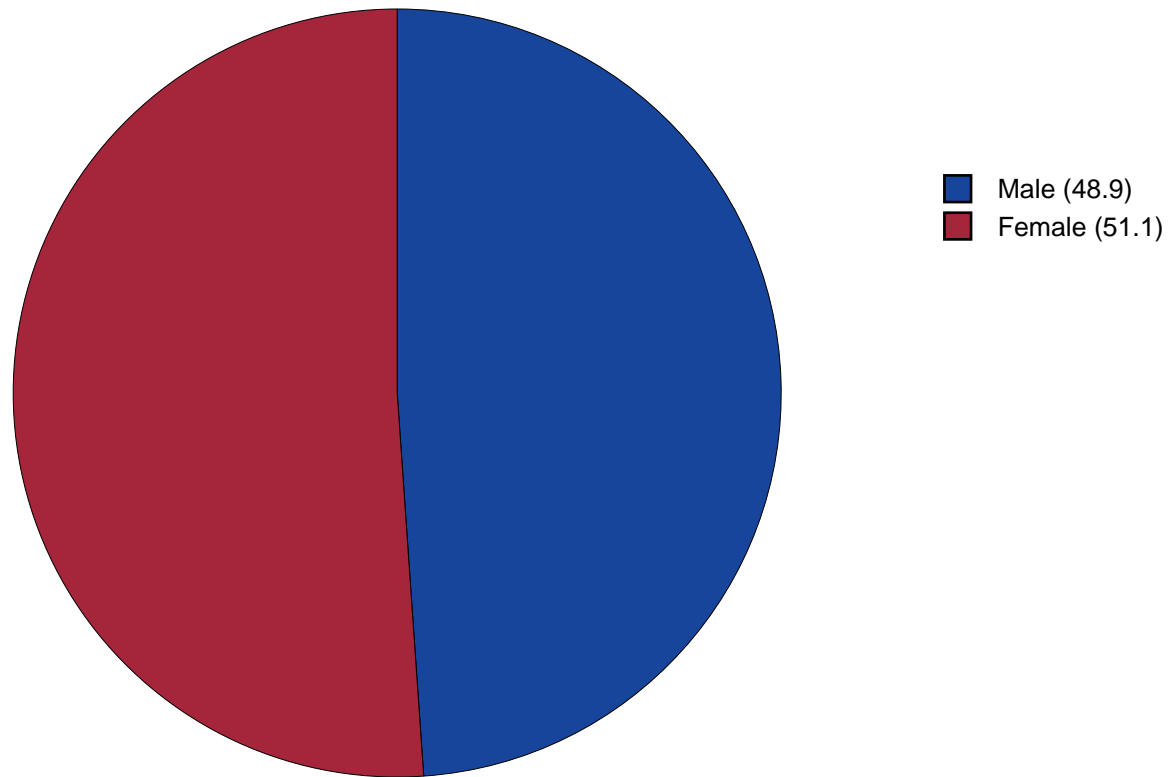


Figure 2: Gender Chart

Age Chart

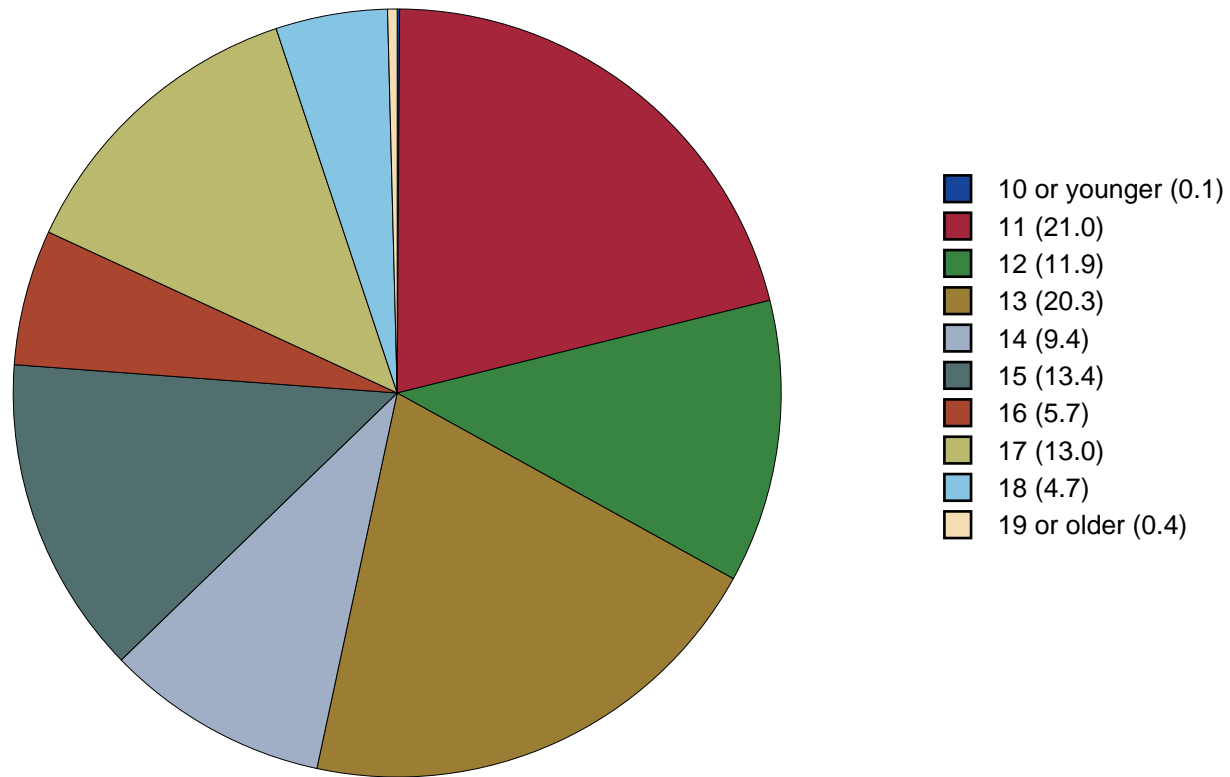


Figure 3: Age Chart

2 PERCENTAGE TABLES

The following tables contain frequency distribution detailing how your students responded to each question on the survey. The tables appear in the same order as the questions on the survey. The tables include breakdowns by grade level as well as overall percentages. The *N of Valid* row is a frequency count of the number of valid responses to each question for each grade and overall. The *N of Miss* row is a frequency count of the number of invalid (marked more than one response) or missing (i.e. did not respond) responses to each question for each grade and overall.

For the questions that allowed more than one response (i.e. race, live with, etc.) each response becomes a separate table. If a student did not mark the response, that was counted as a NO response, and if they did mark the response, that was counted as a YES response. Since a non response is a valid response for these questions, the *N of Miss* will always be zero for these questions.

Table 1: Gender



Response	6	8	10	12	Total	
Male	49.8	49.6	47.9	47.0	48.9	
Female	50.2	50.4	52.1	53.0	51.1	
N of Valid	3293	2879	1879	1677	9728	
N of Miss	61	62	36	62	221	

Table 2: Age











Response	6	8	10	12	Total	
10 or younger	0.2	0.0	0.0	0.0	0.1	
11	62.4	0.0	0.0	0.0	21.0	
12	35.2	0.2	0.0	0.0	11.9	
13	2.1	66.2	0.0	0.0	20.3	
14	0.0	31.5	0.7	0.0	9.4	
15	0.0	2.1	66.5	0.0	13.4	
16	0.0	0.0	29.4	0.3	5.7	
17	0.0	0.0	3.1	70.7	13.0	
18	0.0	0.0	0.3	26.6	4.7	
19 or older	0.0	0.0	0.0	2.4	0.4	
N of Valid	3329	2926	1909	1733	9897	
N of Miss	25	15	6	6	52	

Table 3: Are you Hispanic or Latino?



Response	6	8	10	12	Total	
No	86.1	86.9	87.9	90.8	87.5	
Yes	13.9	13.1	12.1	9.2	12.5	
N of Valid	3183	2877	1886	1719	9665	
N of Miss	171	64	29	20	284	

Table 4: What is your race? Black or African American



Response	6	8	10	12	Total	
No	58.3	57.1	55.9	49.6	56.0	
Yes	41.7	42.9	44.1	50.4	44.0	
N of Valid	3299	2912	1886	1706	9803	
N of Miss	0	0	0	0	0	

Table 5: What is your race? Asian



Response	6	8	10	12	Total	
No	97.7	97.4	95.9	97.8	97.3	
Yes	2.3	2.6	4.1	2.2	2.7	
N of Valid	3299	2912	1886	1706	9803	
N of Miss	0	0	0	0	0	

Table 6: What is your race? American Indian



Response	6	8	10	12	Total	
No	94.0	95.3	96.0	96.8	95.2	
Yes	6.0	4.7	4.0	3.2	4.8	
N of Valid	3299	2912	1886	1706	9803	
N of Miss	0	0	0	0	0	

Table 7: What is your race? Alaska Native



Response	6	8	10	12	Total	
No	99.7	99.7	99.8	99.9	99.8	
Yes	0.3	0.3	0.2	0.1	0.2	
N of Valid	3299	2912	1886	1706	9803	
N of Miss	0	0	0	0	0	

Table 8: What is your race? White



Response	6	8	10	12	Total	
No	54.0	53.6	52.9	55.5	53.9	
Yes	46.0	46.4	47.1	44.5	46.1	
N of Valid	3299	2912	1886	1706	9803	
N of Miss	0	0	0	0	0	

Table 9: What is your race? Native Hawaiian or Other Pacific Islander



Response	6	8	10	12	Total	
No	99.1	98.9	98.9	99.4	99.1	
Yes	0.9	1.1	1.1	0.6	0.9	
N of Valid	3299	2912	1886	1706	9803	
N of Miss	0	0	0	0	0	

Table 10: What is your race? Other



Response	6	8	10	12	Total	
No	84.0	85.1	89.5	92.5	86.9	
Yes	16.0	14.9	10.5	7.5	13.1	
N of Valid	3299	2912	1886	1706	9803	
N of Miss	0	0	0	0	0	

Table 11: What is the highest level of schooling completed by your mother or father?









Response	6	8	10	12	Total	
Completed grade school or less	3.9	3.8	1.6	1.8	3.0	
Some high school	2.5	3.9	9.5	15.7	6.6	
Completed high school	8.5	12.1	13.2	14.3	11.5	
Some college	9.0	13.3	16.8	20.4	13.8	
Completed college	26.8	26.9	28.0	26.6	27.0	
Graduate or professional school after college	16.7	16.9	19.4	13.8	16.7	
Don't know	31.0	21.7	10.1	5.7	19.7	
Does not apply	1.7	1.6	1.4	1.7	1.6	
N of Valid	3191	2889	1881	1712	9673	
N of Miss	163	52	34	27	276	

Table 12: Think of where you live most of the time. Which of the following people live there with you? Mother



Response	6	8	10	12	Total	
No	10.6	11.6	12.4	14.7	11.9	
Yes	89.4	88.4	87.6	85.3	88.1	
N of Valid	3316	2923	1894	1719	9852	
N of Miss	0	0	0	0	0	

Table 13: Think of where you live most of the time. Which of the following people live there with you? Stepmother



Response	6	8	10	12	Total	
No	95.9	94.0	94.0	95.8	95.0	
Yes	4.1	6.0	6.0	4.2	5.0	
N of Valid	3316	2923	1894	1719	9852	
N of Miss	0	0	0	0	0	

Table 14: Think of where you live most of the time. Which of the following people live there with you? Foster Mother



Response	6	8	10	12	Total	
No	99.4	99.3	99.6	99.6	99.5	
Yes	0.6	0.7	0.4	0.4	0.5	
N of Valid	3316	2923	1894	1719	9852	
N of Miss	0	0	0	0	0	

Table 15: Think of where you live most of the time. Which of the following people live there with you? Grandmother



Response	6	8	10	12	Total	
No	86.5	87.4	88.6	91.3	88.0	
Yes	13.5	12.6	11.4	8.7	12.0	
N of Valid	3316	2923	1894	1719	9852	
N of Miss	0	0	0	0	0	

Table 16: Think of where you live most of the time. Which of the following people live there with you? Aunt



Response	6	8	10	12	Total	
No	94.1	95.4	95.7	97.1	95.3	
Yes	5.9	4.6	4.3	2.9	4.7	
N of Valid	3316	2923	1894	1719	9852	
N of Miss	0	0	0	0	0	

Table 17: Think of where you live most of the time. Which of the following people live there with you? Father



Response	6	8	10	12	Total	
No	43.9	46.4	47.6	53.3	47.0	
Yes	56.1	53.6	52.4	46.7	53.0	
N of Valid	3316	2923	1894	1719	9852	
N of Miss	0	0	0	0	0	

Table 18: Think of where you live most of the time. Which of the following people live there with you? Stepfather



Response	6	8	10	12	Total	
No	86.5	84.4	84.2	85.8	85.3	
Yes	13.5	15.6	15.8	14.2	14.7	
N of Valid	3316	2923	1894	1719	9852	
N of Miss	0	0	0	0	0	

Table 19: Think of where you live most of the time. Which of the following people live there with you? Foster Father



Response	6	8	10	12	Total	
No	99.7	99.3	99.6	99.5	99.5	
Yes	0.3	0.7	0.4	0.5	0.5	
N of Valid	3316	2923	1894	1719	9852	
N of Miss	0	0	0	0	0	

Table 20: Think of where you live most of the time. Which of the following people live there with you? Grandfather



Response	6	8	10	12	Total	
No	92.8	94.5	95.1	96.2	94.3	
Yes	7.2	5.5	4.9	3.8	5.7	
N of Valid	3316	2923	1894	1719	9852	
N of Miss	0	0	0	0	0	

Table 21: Think of where you live most of the time. Which of the following people live there with you? Uncle



Response	6	8	10	12	Total	
No	95.4	95.9	97.4	98.4	96.4	
Yes	4.6	4.1	2.6	1.6	3.6	
N of Valid	3316	2923	1894	1719	9852	
N of Miss	0	0	0	0	0	

Table 22: Think of where you live most of the time. Which of the following people live there with you? Other Adults



Response	6	8	10	12	Total	
No	96.6	98.5	97.9	97.7	97.6	
Yes	3.4	1.5	2.1	2.3	2.4	
N of Valid	3316	2923	1894	1719	9852	
N of Miss	0	0	0	0	0	

Table 23: Think of where you live most of the time. Which of the following people live there with you? Brother(s)



Response	6	8	10	12	Total	
No	50.1	51.5	55.3	60.8	53.4	
Yes	49.9	48.5	44.7	39.2	46.6	
N of Valid	3316	2923	1894	1719	9852	
N of Miss	0	0	0	0	0	

Table 24: Think of where you live most of the time. Which of the following people live there with you? Stepbrother(s)



Response	6	8	10	12	Total	
No	96.1	94.9	95.8	97.3	95.9	
Yes	3.9	5.1	4.2	2.7	4.1	
N of Valid	3316	2923	1894	1719	9852	
N of Miss	0	0	0	0	0	

Table 25: Think of where you live most of the time. Which of the following people live there with you? Sister(s)



Response	6	8	10	12	Total	
No	52.8	51.4	55.8	60.8	54.4	
Yes	47.2	48.6	44.2	39.2	45.6	
N of Valid	3316	2923	1894	1719	9852	
N of Miss	0	0	0	0	0	

Table 26: Think of where you live most of the time. Which of the following people live there with you? Stepsister(s)

Response	6	8	10	12	Total	
No	96.3	95.3	96.6	97.5	96.3	
Yes	3.7	4.7	3.4	2.5	3.7	
N of Valid	3316	2923	1894	1719	9852	
N of Miss	0	0	0	0	0	

Table 27: Think of where you live most of the time. Which of the following people live there with you? Other Children

Response	6	8	10	12	Total	
No	95.0	95.0	96.7	94.7	95.3	
Yes	5.0	5.0	3.3	5.3	4.7	
N of Valid	3316	2923	1894	1719	9852	
N of Miss	0	0	0	0	0	

Table 28: In my school, students have lots of chances to help decide things like class activities and rules.

Response	6	8	10	12	Total	
NO!	12.2	15.3	15.4	18.3	14.8	
no	36.1	37.9	37.3	36.5	36.9	
yes	43.7	40.1	39.4	37.2	40.7	
YES!	7.9	6.7	7.8	8.0	7.5	
N of Valid	3238	2875	1871	1676	9660	
N of Miss	116	66	44	63	289	

Table 29: Teachers ask me to work on special classroom projects.

Response	6	8	10	12	Total	
NO!	9.6	11.0	9.3	12.0	10.4	
no	36.4	41.6	42.6	37.5	39.3	
yes	40.2	39.0	40.7	42.2	40.3	
YES!	13.8	8.4	7.4	8.3	10.0	
N of Valid	3234	2859	1870	1670	9633	
N of Miss	120	82	45	69	316	

Table 30: My teacher(s) notices when I am doing a good job and lets me know about it.


Response	6	8	10	12	Total	
NO!	5.4	8.1	9.6	9.6	7.7	
no	18.4	25.0	29.5	27.2	24.0	
yes	48.4	48.9	46.8	48.0	48.2	
YES!	27.9	17.9	14.1	15.2	20.1	
N of Valid	3230	2853	1867	1663	9613	
N of Miss	124	88	48	76	336	

Table 31: There are lots of chances for students in my school to get involved in sports, clubs, and other school activities outside of class.


Response	6	8	10	12	Total	
NO!	3.9	2.9	1.9	3.4	3.1	
no	12.2	7.9	6.7	9.1	9.4	
yes	39.8	41.8	36.0	45.2	40.6	
YES!	44.1	47.4	55.4	42.2	47.0	
N of Valid	3244	2860	1867	1662	9633	
N of Miss	110	81	48	77	316	

Table 32: There are lots of chances for students in my school to talk with a teacher one-on-one.


Response	6	8	10	12	Total	
NO!	4.3	6.2	6.0	6.8	5.6	
no	16.4	23.7	22.4	20.9	20.5	
yes	46.1	47.9	52.8	51.2	48.8	
YES!	33.2	22.1	18.8	21.1	25.0	
N of Valid	3221	2844	1860	1659	9584	
N of Miss	133	97	55	80	365	

Table 33: I feel safe at my school.


Response	6	8	10	12	Total	
NO!	7.6	13.4	10.6	12.3	10.7	
no	14.0	20.3	22.3	20.8	18.7	
yes	43.7	48.4	54.1	52.4	48.6	
YES!	34.7	17.9	13.1	14.5	22.0	
N of Valid	3204	2837	1846	1660	9547	
N of Miss	150	104	69	79	402	

Table 34: The school lets my parents know when I have done something well.


Response	6	8	10	12	Total	
NO!	13.7	24.4	30.2	33.9	23.5	
no	35.8	43.0	47.3	44.3	41.6	
yes	34.5	25.2	17.9	18.0	25.6	
YES!	16.0	7.4	4.6	3.9	9.2	
N of Valid	3222	2828	1857	1659	9566	
N of Miss	132	113	58	80	383	

Table 35: My teachers praise me when I work hard in school.


Response	6	8	10	12	Total	
NO!	13.0	16.3	19.0	19.3	16.2	
no	32.6	41.3	44.0	39.0	38.5	
yes	39.7	34.0	30.9	35.0	35.5	
YES!	14.7	8.5	6.1	6.8	9.8	
N of Valid	3175	2824	1858	1656	9513	
N of Miss	179	117	57	83	436	

Table 36: Are your school grades better than the grades of most students in your class?

Response	6	8	10	12	Total	
NO!	5.9	6.7	6.4	6.5	6.3	
no	28.1	29.7	31.0	27.6	29.0	
yes	47.0	48.5	47.2	48.6	47.7	
YES!	19.0	15.2	15.5	17.3	16.9	
N of Valid	3173	2833	1853	1664	9523	
N of Miss	181	108	62	75	426	

Table 37: I have lots of chances to be part of class discussions or activities.

Response	6	8	10	12	Total	
NO!	4.9	4.1	2.7	4.3	4.2	
no	14.4	17.3	15.4	16.0	15.7	
yes	47.7	55.7	59.3	60.9	54.6	
YES!	33.0	22.8	22.5	18.8	25.5	
N of Valid	3225	2842	1859	1661	9587	
N of Miss	129	99	56	78	362	

Table 38: Now thinking back over the past year in school, how often did you: enjoy being in school?

Response	6	8	10	12	Total	
Never	6.0	7.8	10.1	12.3	8.4	
Seldom	11.2	15.9	19.5	20.6	15.8	
Sometimes	34.3	41.4	41.3	40.1	38.8	
Often	25.2	23.9	22.3	21.2	23.6	
Almost always	23.3	11.0	6.9	5.9	13.5	
N of Valid	3258	2861	1856	1657	9632	
N of Miss	96	80	59	82	317	

Table 39: Now thinking back over the past year in school, how often did you: hate being in school?

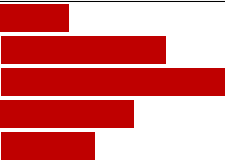
Response	6	8	10	12	Total	
Never	15.4	6.9	3.7	4.1	8.6	
Seldom	31.3	25.0	19.3	16.9	24.6	
Sometimes	29.5	36.6	36.7	38.1	34.5	
Often	13.5	19.3	24.9	24.6	19.4	
Almost always	10.4	12.1	15.3	16.3	12.9	
N of Valid	3195	2844	1844	1647	9530	
N of Miss	159	97	71	92	419	

Table 40: Now thinking back over the past year in school, how often did you: try to do your best work in school?


Response	6	8	10	12	Total	
Never	0.4	0.7	0.4	1.5	0.7	
Seldom	1.1	1.3	2.1	2.3	1.6	
Sometimes	6.2	10.8	14.3	17.5	11.1	
Often	18.5	30.7	34.0	33.9	27.8	
Almost always	73.8	56.6	49.1	44.8	58.9	
N of Valid	3202	2841	1840	1642	9525	
N of Miss	152	100	75	97	424	

Table 41: How often do you feel that the school work you are assigned is meaningful and important?

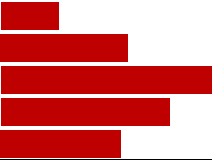
Response	6	8	10	12	Total	
Never	4.6	5.8	9.9	10.0	6.9	
Seldom	8.6	18.2	27.6	27.6	18.4	
Sometimes	25.2	34.1	37.4	36.9	32.2	
Often	31.4	26.9	17.6	18.7	25.2	
Almost always	30.1	14.9	7.5	6.7	17.2	
N of Valid	3220	2846	1841	1643	9550	
N of Miss	134	95	74	96	399	

Table 42: Putting them all together, what were your grades like last year?

Response	6	8	10	12	Total	
Mostly F's	1.1	1.0	1.3	1.1	1.1	
Mostly D's	1.8	3.7	4.4	3.1	3.1	
Mostly C's	10.1	16.2	19.5	21.2	15.7	
Mostly B's	30.5	38.2	38.3	42.2	36.4	
Mostly A's	56.4	40.9	36.5	32.3	43.7	
N of Valid	3078	2775	1805	1620	9278	
N of Miss	276	166	110	119	671	

Table 43: How important do you think the things you are learning in school are going to be for your later life?

Response	6	8	10	12	Total	
Very important	46.3	24.3	13.1	11.7	27.4	
Quite important	27.2	24.6	17.0	15.9	22.6	
Fairly important	17.1	28.9	32.1	33.0	26.2	
Slightly important	7.2	18.1	29.9	31.1	18.9	
Not at all important	2.2	4.0	7.9	8.3	4.9	
N of Valid	3241	2856	1842	1637	9576	
N of Miss	113	85	73	102	373	

Table 44: During the LAST FOUR WEEKS how many whole days of school have you missed because you skipped or "cut"?

Response	6	8	10	12	Total	
None	67.3	70.0	70.4	50.1	65.8	
1	11.0	9.8	10.1	18.2	11.7	
2	8.0	6.9	6.4	10.9	7.9	
3	6.1	5.9	5.5	9.5	6.5	
4-5	5.0	5.0	4.9	6.8	5.3	
6-10	1.4	1.4	1.8	2.9	1.7	
11 or more	1.1	1.0	0.9	1.5	1.1	
N of Valid	3255	2864	1849	1640	9608	
N of Miss	99	77	66	99	341	

Table 45: What are the chances you would be seen as cool if you: smoked cigarettes?






Response	6	8	10	12	Total	
No or very little chance	87.9	78.1	76.0	76.3	80.7	
Little chance	5.6	11.1	12.9	13.3	10.0	
Some chance	3.0	6.3	7.6	7.1	5.6	
Pretty good chance	2.2	3.3	2.3	1.9	2.5	
Very good chance	1.2	1.2	1.1	1.4	1.2	
N of Valid	3172	2820	1837	1596	9425	
N of Miss	182	121	78	143	524	

Table 46: What are the chances you would be seen as cool if you: worked hard at school?






Response	6	8	10	12	Total	
No or very little chance	5.6	9.9	9.5	10.7	8.5	
Little chance	8.0	12.7	16.3	14.8	12.1	
Some chance	14.4	21.6	25.0	23.7	20.2	
Pretty good chance	27.4	27.0	25.8	27.9	27.1	
Very good chance	44.5	28.7	23.3	23.0	32.0	
N of Valid	3183	2814	1834	1593	9424	
N of Miss	171	127	81	146	525	

Table 47: What are the chances you would be seen as cool if you: began drinking alcoholic beverages regularly, that is, at least once or twice a month?






Response	6	8	10	12	Total	
No or very little chance	84.5	70.1	56.4	52.2	69.2	
Little chance	7.9	13.4	15.6	16.2	12.5	
Some chance	2.8	8.7	13.8	14.9	8.8	
Pretty good chance	2.6	5.5	10.6	11.4	6.5	
Very good chance	2.2	2.3	3.5	5.4	3.0	
N of Valid	3157	2820	1832	1593	9402	
N of Miss	197	121	83	146	547	

Table 48: What are the chances you would be seen as cool if you: defended someone who was being bullied?

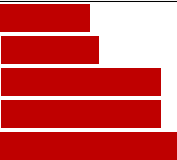
Response	6	8	10	12	Total	
No or very little chance	10.3	13.5	11.2	14.4	12.1	
Little chance	10.6	14.6	15.6	14.8	13.5	
Some chance	18.4	24.8	28.7	26.9	23.8	
Pretty good chance	23.5	23.9	23.9	23.6	23.7	
Very good chance	37.2	23.1	20.6	20.4	26.9	
N of Valid	3152	2808	1828	1594	9382	
N of Miss	202	133	87	145	567	

Table 49: What are the chances you would be seen as cool if you: smoked marijuana?


Response	6	8	10	12	Total	
No or very little chance	87.6	65.3	46.3	41.3	65.0	
Little chance	5.0	10.1	10.0	13.0	8.9	
Some chance	2.6	8.6	14.0	15.5	8.8	
Pretty good chance	2.1	7.4	14.5	13.0	7.9	
Very good chance	2.6	8.6	15.3	17.2	9.3	
N of Valid	3149	2812	1829	1590	9380	
N of Miss	205	129	86	149	569	

Table 50: What are the chances you would be seen as cool if you: carried a handgun?


Response	6	8	10	12	Total	
No or very little chance	81.1	72.7	68.3	68.0	73.9	
Little chance	7.9	10.8	12.7	14.2	10.8	
Some chance	4.7	6.4	8.5	7.5	6.4	
Pretty good chance	2.5	4.6	5.5	5.4	4.2	
Very good chance	3.8	5.4	5.0	4.9	4.7	
N of Valid	3155	2818	1821	1589	9383	
N of Miss	199	123	94	150	566	

Table 51: What are the chances you would be seen as cool if you: used e-cigarettes, e-cigars or e-hookahs (vaping)?






Response	6	8	10	12	Total	
No or very little chance	85.5	66.8	56.9	56.0	69.3	
Little chance	5.9	10.5	11.7	12.8	9.6	
Some chance	3.4	9.3	13.5	12.6	8.7	
Pretty good chance	2.8	6.8	9.7	9.4	6.5	
Very good chance	2.3	6.5	8.2	9.2	5.9	
N of Valid	3144	2817	1825	1592	9378	
N of Miss	210	124	90	147	571	

Table 52: What are the chances you would be seen as cool if you: bullied someone or cyber bullied someone?






Response	6	8	10	12	Total	
No or very little chance	85.5	66.8	56.9	56.0	69.3	
Little chance	5.9	10.5	11.7	12.8	9.6	
Some chance	3.4	9.3	13.5	12.6	8.7	
Pretty good chance	2.8	6.8	9.7	9.4	6.5	
Very good chance	2.3	6.5	8.2	9.2	5.9	
N of Valid	3144	2817	1825	1592	9378	
N of Miss	210	124	90	147	571	

Table 53: Think of your four best friends (the friends you feel closest to). In the past year (12 months), how many of your best friends have: participated in clubs, organizations or activities at school?






Response	6	8	10	12	Total	
0	19.1	14.1	12.0	17.3	15.9	
1	12.7	12.8	12.0	13.1	12.7	
2	18.2	18.9	19.9	17.4	18.6	
3	14.7	16.1	16.4	15.3	15.6	
4	35.2	38.2	39.6	36.9	37.3	
N of Valid	3147	2815	1812	1578	9352	
N of Miss	207	126	103	161	597	

Table 54: Think of your four best friends (the friends you feel closest to). In the past year (12 months), how many of your best friends have: smoked cigarettes?






Response	6	8	10	12	Total	
0	95.0	85.4	78.1	72.8	85.1	
1	3.3	8.6	11.7	12.9	8.2	
2	1.1	2.8	5.3	6.4	3.3	
3	0.2	1.3	2.4	3.4	1.5	
4	0.4	1.9	2.5	4.6	2.0	
N of Valid	3137	2798	1808	1574	9317	
N of Miss	217	143	107	165	632	

Table 55: Think of your four best friends (the friends you feel closest to). In the past year (12 months), how many of your best friends have: tried beer, wine or hard liquor (for example, vodka, whiskey, or gin) when their parents didn't know about it?






Response	6	8	10	12	Total	
0	88.8	68.4	50.6	46.2	68.1	
1	6.5	13.5	16.4	14.5	11.9	
2	2.3	8.2	12.2	12.5	7.7	
3	1.2	4.1	7.9	8.9	4.7	
4	1.3	5.8	13.0	17.8	7.7	
N of Valid	3149	2814	1804	1576	9343	
N of Miss	205	127	111	163	606	

Table 56: Think of your four best friends (the friends you feel closest to). In the past year (12 months), how many of your best friends have: used e-cigarettes, e-cigars, or e-hookahs?






Response	6	8	10	12	Total	
0	95.3	81.4	69.0	64.5	80.8	
1	2.9	9.1	12.7	12.6	8.3	
2	0.8	4.0	6.4	7.7	4.0	
3	0.4	2.1	4.6	4.4	2.4	
4	0.5	3.5	7.3	10.8	4.4	
N of Valid	3141	2804	1806	1578	9329	
N of Miss	213	137	109	161	620	

Table 57: Think of your four best friends (the friends you feel closest to). In the past year (12 months), how many of your best friends have: used marijuana?






Response	6	8	10	12	Total	
0	96.5	77.4	53.6	44.5	73.6	
1	1.7	9.6	15.2	16.8	9.2	
2	0.6	4.8	11.0	13.2	6.0	
3	0.4	2.7	7.3	7.8	3.7	
4	0.8	5.5	12.8	17.7	7.4	
N of Valid	3121	2802	1801	1569	9293	
N of Miss	233	139	114	170	656	

Table 58: Think of your four best friends (the friends you feel closest to). In the past year (12 months), how many of your best friends have: used prescription drugs or non-prescription drugs for the purpose of getting high?






Response	6	8	10	12	Total	
0	96.0	88.1	81.0	81.0	88.2	
1	2.4	6.3	8.4	8.8	5.8	
2	0.8	2.2	4.8	4.9	2.7	
3	0.3	1.1	2.7	1.8	1.3	
4	0.5	2.2	3.0	3.6	2.0	
N of Valid	3139	2808	1802	1567	9316	
N of Miss	215	133	113	172	633	

Table 59: Think of your four best friends (the friends you feel closest to). In the past year (12 months), how many of your best friends have: used synthetic marijuana (K2, spice) or bath salts?






Response	6	8	10	12	Total	
0	98.1	95.3	93.3	93.7	95.6	
1	1.0	2.5	4.0	3.1	2.4	
2	0.4	0.9	1.5	1.3	0.9	
3	0.1	0.4	0.6	0.8	0.4	
4	0.4	0.9	0.7	1.0	0.7	
N of Valid	3125	2813	1802	1567	9307	
N of Miss	229	128	113	172	642	

Table 60: Think of your four best friends (the friends you feel closest to). In the past year (12 months), how many of your best friends have: used LSD, cocaine, amphetamines, or other illegal drugs?






Response	6	8	10	12	Total	
0	98.0	94.7	90.4	88.9	94.0	
1	1.1	2.8	5.7	5.7	3.3	
2	0.4	1.2	2.3	2.5	1.4	
3	0.2	0.6	0.7	1.1	0.6	
4	0.3	0.7	0.9	1.7	0.8	
N of Valid	3132	2807	1795	1573	9307	
N of Miss	222	134	120	166	642	

Table 61: Think of your four best friends (the friends you feel closest to). In the past year (12 months), how many of your best friends have: been bullied?






Response	6	8	10	12	Total	
0	37.7	50.4	57.9	70.0	50.9	
1	27.6	22.1	19.1	13.0	21.8	
2	15.2	13.6	11.9	8.8	13.0	
3	6.7	5.2	5.0	3.1	5.3	
4	12.8	8.6	6.2	5.1	9.0	
N of Valid	3121	2800	1794	1568	9283	
N of Miss	233	141	121	171	666	

Table 62: Think of your four best friends (the friends you feel closest to). In the past year (12 months), how many of your best friends have: been suspended from school?






Response	6	8	10	12	Total	
0	60.8	49.4	57.2	67.8	57.9	
1	17.5	20.6	18.8	14.7	18.2	
2	8.8	12.1	10.3	8.3	10.0	
3	4.5	5.9	5.5	3.4	4.9	
4	8.4	12.0	8.2	5.7	9.0	
N of Valid	3133	2810	1802	1570	9315	
N of Miss	221	131	113	169	634	

Table 63: Think of your four best friends (the friends you feel closest to). In the past year (12 months), how many of your best friends have: carried a handgun?






Response	6	8	10	12	Total	
0	93.8	90.0	89.9	87.8	90.9	
1	3.3	5.0	4.7	6.3	4.6	
2	1.5	2.3	2.4	2.9	2.1	
3	0.4	0.8	0.9	1.1	0.7	
4	1.1	2.0	2.2	1.9	1.7	
N of Valid	3141	2799	1798	1571	9309	
N of Miss	213	142	117	168	640	

Table 64: Think of your four best friends (the friends you feel closest to). In the past year (12 months), how many of your best friends have: sold illegal drugs?






Response	6	8	10	12	Total	
0	97.9	92.0	85.8	84.5	91.5	
1	1.1	4.2	7.3	7.5	4.3	
2	0.3	1.5	3.2	3.8	1.8	
3	0.2	0.7	1.4	2.0	0.9	
4	0.4	1.6	2.3	2.3	1.5	
N of Valid	3123	2799	1793	1570	9285	
N of Miss	231	142	122	169	664	

Table 65: Think of your four best friends (the friends you feel closest to). In the past year (12 months), how many of your best friends have: regularly attended religious services?






Response	6	8	10	12	Total	
0	43.7	32.1	24.5	31.8	34.4	
1	11.0	14.5	18.4	18.4	14.8	
2	11.2	16.6	20.3	21.0	16.3	
3	11.4	13.5	16.3	12.6	13.2	
4	22.7	23.3	20.5	16.2	21.3	
N of Valid	3030	2777	1785	1562	9154	
N of Miss	324	164	130	177	795	

Table 66: Think of your four best friends (the friends you feel closest to). In the past year (12 months), how many of your best friends have: stolen or tried to steal a motor vehicle such as a car or motorcycle?






Response	6	8	10	12	Total	
0	97.2	94.3	93.1	93.9	95.0	
1	1.6	3.1	3.9	3.4	2.8	
2	0.5	1.1	1.7	1.2	1.0	
3	0.2	0.3	0.4	0.4	0.3	
4	0.5	1.2	0.8	1.0	0.9	
N of Valid	3137	2806	1799	1566	9308	
N of Miss	217	135	116	173	641	

Table 67: Think of your four best friends (the friends you feel closest to). In the past year (12 months), how many of your best friends have: been arrested?






Response	6	8	10	12	Total	
0	95.1	88.2	87.1	86.9	90.1	
1	3.1	7.2	7.4	7.3	5.9	
2	1.0	2.1	3.1	3.4	2.2	
3	0.2	0.9	1.0	1.1	0.7	
4	0.6	1.6	1.3	1.2	1.1	
N of Valid	3137	2806	1796	1566	9305	
N of Miss	217	135	119	173	644	

Table 68: Think of your four best friends (the friends you feel closest to). In the past year (12 months), how many of your best friends have: dropped out of school?






Response	6	8	10	12	Total	
0	95.8	95.9	93.0	90.4	94.4	
1	2.7	2.3	5.1	6.5	3.7	
2	0.8	0.9	1.2	1.7	1.1	
3	0.3	0.4	0.2	0.6	0.4	
4	0.3	0.5	0.5	0.7	0.5	
N of Valid	3138	2799	1790	1564	9291	
N of Miss	216	142	125	175	658	

Table 69: Think of your four best friends (the friends you feel closest to). In the past year (12 months), how many of your best friends have: been members of a gang?






Response	6	8	10	12	Total	
0	90.9	84.2	83.8	86.5	86.8	
1	3.8	5.9	7.0	4.0	5.1	
2	2.1	3.5	3.6	2.9	3.0	
3	0.6	1.4	1.5	1.4	1.2	
4	2.5	5.0	4.2	5.1	4.0	
N of Valid	3119	2797	1790	1562	9268	
N of Miss	235	144	125	177	681	

Table 70: How old were you when you first: smoked marijuana?










Response	6	8	10	12	Total	
Never	98.5	89.2	73.3	61.9	84.7	
10 or younger	0.8	1.5	1.2	1.3	1.2	
11	0.4	1.9	1.6	1.0	1.2	
12	0.2	3.0	2.8	2.9	2.0	
13	0.1	3.6	5.2	4.2	2.8	
14	0.0	0.8	7.8	6.0	2.8	
15	0.0	0.0	7.1	7.0	2.6	
16	0.0	0.0	1.0	10.2	1.9	
17 or older	0.1	0.0	0.0	5.4	0.9	
N of Valid	3167	2805	1800	1566	9338	
N of Miss	187	136	115	173	611	

Table 71: How old were you when you first: smoked a cigarette, even just a puff?










Response	6	8	10	12	Total	
Never	95.3	87.7	81.8	76.3	87.2	
10 or younger	3.2	5.0	4.5	3.9	4.1	
11	1.1	2.2	1.5	1.2	1.5	
12	0.4	2.2	2.8	1.7	1.6	
13	0.0	2.4	2.9	2.5	1.7	
14	0.0	0.6	3.6	3.0	1.4	
15	0.0	0.0	2.4	3.5	1.1	
16	0.0	0.0	0.4	5.1	0.9	
17 or older	0.0	0.0	0.1	2.8	0.5	
N of Valid	3165	2805	1797	1559	9326	
N of Miss	189	136	118	180	623	

Table 72: How old were you when you first: had more than a sip or two of beer, wine or hard liquor (for example, vodka, whiskey, or gin)?










Response	6	8	10	12	Total	
Never	86.3	68.7	54.8	47.6	68.4	
10 or younger	9.2	10.0	7.7	6.5	8.7	
11	3.5	5.4	3.3	2.4	3.8	
12	1.0	6.6	4.8	4.0	3.9	
13	0.0	8.3	6.5	4.2	4.5	
14	0.0	0.8	10.5	7.7	3.5	
15	0.0	0.0	10.7	9.0	3.6	
16	0.0	0.0	1.6	11.1	2.2	
17 or older	0.1	0.0	0.0	7.5	1.3	
N of Valid	3158	2803	1794	1560	9315	
N of Miss	196	138	121	179	634	

Table 73: How old were you when you first: began drinking alcoholic beverages regularly, that is, at least once or twice a month?










Response	6	8	10	12	Total	
Never	98.5	95.3	89.7	81.4	93.0	
10 or younger	0.7	0.9	0.3	0.6	0.7	
11	0.5	0.6	0.4	0.2	0.5	
12	0.3	0.9	0.5	0.5	0.5	
13	0.0	1.8	1.3	0.8	0.9	
14	0.0	0.6	2.4	2.0	1.0	
15	0.0	0.0	4.0	3.1	1.3	
16	0.0	0.0	1.3	6.1	1.3	
17 or older	0.0	0.0	0.1	5.5	0.9	
N of Valid	3156	2806	1800	1555	9317	
N of Miss	198	135	115	184	632	

Table 74: How old were you when you first: used Pegaramide (peg, Peggy)?


Response	6	8	10	12	Total	
Never	100.0	100.0	100.0	100.0	100.0	
10 or younger	0.0	0.0	0.0	0.0	0.0	
11	0.0	0.0	0.0	0.0	0.0	
12	0.0	0.0	0.0	0.0	0.0	
13	0.0	0.0	0.0	0.0	0.0	
14	0.0	0.0	0.0	0.0	0.0	
15	0.0	0.0	0.0	0.0	0.0	
16	0.0	0.0	0.0	0.0	0.0	
17 or older	0.0	0.0	0.0	0.0	0.0	
N of Valid	3087	2787	1789	1557	9220	
N of Miss	267	154	126	182	729	

Table 75: How old were you when you first: got suspended from school?










Response	6	8	10	12	Total	
Never	76.7	67.4	64.8	66.5	69.9	
10 or younger	15.1	12.0	13.4	10.5	13.1	
11	6.0	5.6	4.5	2.8	5.1	
12	1.8	7.1	4.0	4.3	4.2	
13	0.2	6.6	5.2	4.8	3.9	
14	0.0	1.2	4.5	4.1	1.9	
15	0.0	0.0	3.0	2.3	1.0	
16	0.0	0.0	0.5	3.0	0.6	
17 or older	0.1	0.0	0.1	1.8	0.3	
N of Valid	3140	2789	1789	1551	9269	
N of Miss	214	152	126	188	680	

Table 76: How old were you when you first: got arrested?










Response	6	8	10	12	Total	
Never	98.4	96.0	94.8	93.4	96.1	
10 or younger	0.8	0.8	0.3	0.4	0.6	
11	0.6	0.7	0.7	0.4	0.6	
12	0.2	1.0	0.6	0.8	0.6	
13	0.0	1.2	0.9	0.9	0.7	
14	0.0	0.3	1.5	0.6	0.5	
15	0.0	0.0	1.1	1.6	0.5	
16	0.0	0.0	0.2	1.0	0.2	
17 or older	0.1	0.0	0.0	0.8	0.2	
N of Valid	3148	2797	1791	1558	9294	
N of Miss	206	144	124	181	655	

Table 77: How old were you when you first: carried a handgun?










Response	6	8	10	12	Total	
Never	95.2	92.4	92.4	91.6	93.2	
10 or younger	2.4	2.1	1.1	1.2	1.8	
11	1.7	1.0	0.8	0.5	1.1	
12	0.6	1.8	1.0	1.0	1.1	
13	0.0	2.1	0.8	1.0	1.0	
14	0.0	0.5	1.5	1.2	0.6	
15	0.0	0.0	1.7	0.6	0.4	
16	0.0	0.0	0.7	1.9	0.5	
17 or older	0.1	0.1	0.0	1.1	0.2	
N of Valid	3147	2802	1787	1558	9294	
N of Miss	207	139	128	181	655	

Table 78: How old were you when you first: used e-cigarettes, e-cigars, or e-hookahs (vaping)?










Response	6	8	10	12	Total	
Never	97.8	89.3	79.3	75.5	88.0	
10 or younger	1.0	1.0	0.4	0.3	0.8	
11	0.8	1.4	0.5	0.3	0.9	
12	0.3	2.7	1.9	0.3	1.3	
13	0.0	4.5	4.0	1.7	2.4	
14	0.0	1.0	6.0	3.8	2.1	
15	0.0	0.1	6.5	4.4	2.0	
16	0.0	0.0	1.1	7.2	1.4	
17 or older	0.0	0.0	0.2	6.4	1.1	
N of Valid	3144	2800	1789	1553	9286	
N of Miss	210	141	126	186	663	

Table 79: How old were you when you first: belonged to a gang?










Response	6	8	10	12	Total	
Never	97.0	95.1	95.4	94.0	95.6	
10 or younger	1.3	1.4	1.7	1.9	1.5	
11	1.1	1.0	0.3	0.5	0.8	
12	0.5	0.7	0.6	0.7	0.6	
13	0.0	1.4	0.3	0.8	0.6	
14	0.0	0.3	0.8	0.4	0.3	
15	0.0	0.0	0.6	0.4	0.2	
16	0.0	0.0	0.3	0.3	0.1	
17 or older	0.0	0.0	0.0	1.1	0.2	
N of Valid	3136	2801	1786	1559	9282	
N of Miss	218	140	129	180	667	

Table 80: How old were you when you first: used prescription drugs not prescribed to you?










Response	6	8	10	12	Total	
Never	98.0	94.7	89.2	87.9	93.6	
10 or younger	1.2	1.4	1.5	1.3	1.3	
11	0.6	0.7	0.6	0.4	0.6	
12	0.2	1.1	0.7	0.6	0.6	
13	0.1	1.7	1.5	0.6	0.9	
14	0.0	0.3	2.9	2.2	1.0	
15	0.0	0.0	2.9	2.6	1.0	
16	0.0	0.0	0.7	2.6	0.6	
17 or older	0.0	0.0	0.0	1.7	0.3	
N of Valid	3140	2812	1797	1559	9308	
N of Miss	214	129	118	180	641	

Table 81: How wrong do you think it is for someone your age to: take a handgun to school?





Response	6	8	10	12	Total	
Very wrong	91.4	86.3	85.8	89.6	88.5	
Wrong	6.1	10.4	10.2	6.3	8.2	
A little bit wrong	1.5	2.4	2.8	2.5	2.2	
Not at all wrong	1.0	0.9	1.2	1.7	1.1	
N of Valid	3181	2811	1807	1561	9360	
N of Miss	173	130	108	178	589	

Table 82: How wrong do you think it is for someone your age to: steal anything?





Response	6	8	10	12	Total	
Very wrong	70.2	57.3	55.9	66.9	63.0	
Wrong	23.9	32.1	34.4	24.9	28.6	
A little bit wrong	4.6	9.2	8.8	6.9	7.2	
Not at all wrong	1.2	1.3	0.9	1.3	1.2	
N of Valid	3165	2803	1801	1556	9325	
N of Miss	189	138	114	183	624	

Table 83: How wrong do you think it is for someone your age to: pick a fight with someone?





Response	6	8	10	12	Total	
Very wrong	54.8	43.7	43.0	55.3	49.3	
Wrong	30.4	33.4	36.4	29.5	32.3	
A little bit wrong	12.0	18.4	17.3	13.2	15.2	
Not at all wrong	2.8	4.5	3.3	2.1	3.3	
N of Valid	3139	2785	1791	1550	9265	
N of Miss	215	156	124	189	684	

Table 84: How wrong do you think it is for someone your age to: attack someone with the idea of seriously hurting them?





Response	6	8	10	12	Total	
Very wrong	86.5	75.4	72.9	75.0	78.6	
Wrong	8.9	16.8	18.1	17.7	14.5	
A little bit wrong	2.8	5.0	7.0	5.3	4.7	
Not at all wrong	1.8	2.8	2.1	2.1	2.2	
N of Valid	3151	2797	1794	1550	9292	
N of Miss	203	144	121	189	657	

Table 85: How wrong do you think it is for someone your age to: stay away from school all day when their parents think they are at school?





Response	6	8	10	12	Total	
Very wrong	81.0	62.6	50.7	50.9	64.6	
Wrong	14.1	27.5	33.8	27.6	24.2	
A little bit wrong	3.5	7.8	13.1	18.1	9.1	
Not at all wrong	1.4	2.1	2.4	3.4	2.1	
N of Valid	3156	2804	1796	1552	9308	
N of Miss	198	137	119	187	641	

Table 86: How wrong do you think it is for someone your age to: drink beer, wine or hard liquor (for example, vodka, whiskey, or gin) regularly?





Response	6	8	10	12	Total	
Very wrong	89.3	70.1	53.2	50.8	70.1	
Wrong	7.1	18.5	25.4	21.4	16.4	
A little bit wrong	2.5	8.7	16.2	19.2	9.8	
Not at all wrong	1.2	2.7	5.2	8.6	3.7	
N of Valid	3161	2809	1793	1552	9315	
N of Miss	193	132	122	187	634	

Table 87: How wrong do you think it is for someone your age to: smoke cigarettes?





Response	6	8	10	12	Total	
Very wrong	91.6	79.0	70.5	68.1	79.8	
Wrong	6.3	14.7	19.0	16.9	13.1	
A little bit wrong	1.0	4.8	7.9	8.6	4.7	
Not at all wrong	1.1	1.6	2.6	6.4	2.4	
N of Valid	3151	2808	1799	1556	9314	
N of Miss	203	133	116	183	635	

Table 88: How wrong do you think it is for someone your age to: smoke marijuana?





Response	6	8	10	12	Total	
Very wrong	93.4	73.0	49.1	44.4	70.5	
Wrong	3.8	13.4	18.3	15.1	11.4	
A little bit wrong	1.3	7.8	17.8	18.6	9.4	
Not at all wrong	1.5	5.7	14.8	21.9	8.8	
N of Valid	3144	2803	1794	1557	9298	
N of Miss	210	138	121	182	651	

Table 89: How wrong do you think it is for someone your age to: use prescription drugs or non-prescription drugs for the purpose of getting high?





Response	6	8	10	12	Total	
Very wrong	94.1	85.6	77.4	76.2	85.3	
Wrong	3.8	9.9	15.8	17.0	10.2	
A little bit wrong	0.8	3.1	4.7	4.9	2.9	
Not at all wrong	1.4	1.3	2.1	1.9	1.6	
N of Valid	3140	2796	1796	1551	9283	
N of Miss	214	145	119	188	666	

Table 90: How wrong do you think it is for someone your age to: use synthetic marijuana (K2, spice) or bath salts?





Response	6	8	10	12	Total	
Very wrong	94.7	88.2	84.7	86.1	89.4	
Wrong	3.4	8.8	11.0	10.2	7.7	
A little bit wrong	0.7	1.8	3.0	2.1	1.7	
Not at all wrong	1.2	1.2	1.3	1.5	1.3	
N of Valid	3126	2802	1798	1555	9281	
N of Miss	228	139	117	184	668	

Table 91: How wrong do you think it is for someone your age to: use LSD, cocaine, amphetamines or another illegal drug?





Response	6	8	10	12	Total	
Very wrong	96.3	91.3	87.7	86.1	91.4	
Wrong	2.5	6.4	9.4	9.1	6.1	
A little bit wrong	0.3	1.3	1.8	3.0	1.3	
Not at all wrong	0.9	1.0	1.1	1.8	1.1	
N of Valid	3130	2795	1798	1553	9276	
N of Miss	224	146	117	186	673	

Table 92: How wrong do you think it is for someone your age to: use e-cigarettes, e-cigars or e-hookahs (vaping)?





Response	6	8	10	12	Total	
Very wrong	90.7	71.2	57.1	54.5	72.3	
Wrong	5.7	13.8	15.7	12.0	11.2	
A little bit wrong	1.9	9.1	15.4	16.5	9.1	
Not at all wrong	1.7	5.8	11.8	17.0	7.5	
N of Valid	3129	2796	1795	1554	9274	
N of Miss	225	145	120	185	675	

Table 93: At school during the past 12 months, did you receive help from the resource teacher, speech therapist or other special education teacher?

Response	6	8	10	12	Total
No	0.0	0.0	0.0	0.0	0.0
Yes	0.0	0.0	0.0	0.0	0.0
N of Valid	0	0	0	0	0
N of Miss	0	0	0	0	0

Table 94: How many times in the past year (12 months) have you: been suspended from school?

Response	6	8	10	12	Total	
Never	82.8	77.6	83.5	87.2	82.1	<div></div>
1 to 2 times	13.1	15.8	12.1	10.4	13.3	<div></div>
3 to 5 times	2.3	4.1	3.0	1.7	2.9	<div></div>
6 to 9 times	0.6	1.1	1.0	0.1	0.8	<div></div>
10+ times	1.1	1.3	0.4	0.6	1.0	<div></div>
N of Valid	3146	2803	1790	1543	9282	
N of Miss	208	138	125	196	667	

Table 95: How many times in the past year (12 months) have you: carried a handgun?

Response	6	8	10	12	Total	
Never	95.7	93.8	94.1	93.6	94.5	<div></div>
1 to 2 times	2.7	3.5	2.7	2.7	3.0	<div></div>
3 to 5 times	0.8	0.9	1.2	1.4	1.0	<div></div>
6 to 9 times	0.1	0.6	0.4	0.5	0.4	<div></div>
10+ times	0.7	1.2	1.6	1.8	1.2	<div></div>
N of Valid	3129	2794	1788	1543	9254	
N of Miss	225	147	127	196	695	

Table 96: How many times in the past year (12 months) have you: sold illegal drugs?






Response	6	8	10	12	Total	
Never	99.7	98.0	95.5	94.1	97.4	
1 to 2 times	0.2	0.8	1.9	2.0	1.0	
3 to 5 times	0.0	0.5	1.2	0.9	0.6	
6 to 9 times	0.0	0.3	0.4	0.7	0.3	
10+ times	0.0	0.4	1.1	2.3	0.7	
N of Valid	3122	2790	1782	1536	9230	
N of Miss	232	151	133	203	719	

Table 97: How many times in the past year (12 months) have you: stolen or tried to steal a motor vehicle such as a car or motorcycle?






Response	6	8	10	12	Total	
Never	98.9	97.9	97.5	98.3	98.2	
1 to 2 times	0.8	1.3	1.6	1.1	1.2	
3 to 5 times	0.1	0.4	0.4	0.1	0.3	
6 to 9 times	0.1	0.1	0.2	0.2	0.1	
10+ times	0.1	0.2	0.3	0.3	0.2	
N of Valid	3118	2787	1789	1541	9235	
N of Miss	236	154	126	198	714	

Table 98: How many times in the past year (12 months) have you: participated in clubs, organizations or activities at school?






Response	6	8	10	12	Total	
Never	39.6	36.3	30.9	35.9	36.3	
1 to 2 times	26.0	23.7	19.2	15.8	22.3	
3 to 5 times	15.2	15.4	16.2	14.7	15.3	
6 to 9 times	5.4	5.2	7.3	7.7	6.1	
10+ times	13.8	19.3	26.5	25.9	20.0	
N of Valid	3120	2786	1782	1542	9230	
N of Miss	234	155	133	197	719	

Table 99: How many times in the past year (12 months) have you: been arrested?






Response	6	8	10	12	Total	
Never	98.5	96.7	96.4	96.4	97.2	
1 to 2 times	1.2	2.6	2.8	2.8	2.2	
3 to 5 times	0.2	0.4	0.4	0.3	0.3	
6 to 9 times	0.1	0.1	0.2	0.3	0.2	
10+ times	0.1	0.1	0.2	0.2	0.1	
N of Valid	3122	2782	1783	1541	9228	
N of Miss	232	159	132	198	721	

Table 100: How many times in the past year (12 months) have you: attacked someone with the idea of seriously hurting them?






Response	6	8	10	12	Total	
Never	92.8	88.7	89.7	91.4	90.7	
1 to 2 times	4.8	8.0	6.7	6.4	6.4	
3 to 5 times	1.2	1.7	2.0	1.4	1.5	
6 to 9 times	0.5	0.6	1.1	0.3	0.6	
10+ times	0.6	1.0	0.6	0.6	0.7	
N of Valid	3118	2789	1788	1538	9233	
N of Miss	236	152	127	201	716	

Table 101: How many times in the past year (12 months) have you: been drunk or high at school?






Response	6	8	10	12	Total	
Never	99.3	95.2	88.2	87.2	93.9	
1 to 2 times	0.4	2.7	6.2	5.5	3.1	
3 to 5 times	0.1	1.1	2.2	2.8	1.3	
6 to 9 times	0.1	0.4	1.0	0.8	0.5	
10+ times	0.1	0.7	2.4	3.6	1.3	
N of Valid	3120	2784	1785	1536	9225	
N of Miss	234	157	130	203	724	

Table 102: How many times in the past year (12 months) have you: taken a handgun to school?






Response	6	8	10	12	Total	
Never	99.6	99.4	99.1	98.8	99.3	
1 to 2 times	0.3	0.3	0.6	0.7	0.4	
3 to 5 times	0.1	0.1	0.2	0.3	0.2	
6 to 9 times	0.0	0.1	0.1	0.2	0.1	
10+ times	0.0	0.1	0.0	0.1	0.1	
N of Valid	3121	2787	1787	1536	9231	
N of Miss	233	154	128	203	718	

Table 103: How many times in the past year (12 months) have you: used e-cigarettes, e-cigars, or e-hookahs (vaping)?






Response	6	8	10	12	Total	
Never	99.6	99.4	99.1	98.8	99.3	
1 to 2 times	0.3	0.3	0.6	0.7	0.4	
3 to 5 times	0.1	0.1	0.2	0.3	0.2	
6 to 9 times	0.0	0.1	0.1	0.2	0.1	
10+ times	0.0	0.1	0.0	0.1	0.1	
N of Valid	3121	2787	1787	1536	9231	
N of Miss	233	154	128	203	718	

Table 104: Are you currently on probation, or assigned a probation officer with Juvenile Court?



Response	6	8	10	12	Total	
No	99.1	97.7	98.3	96.9	98.1	
Yes	0.9	2.3	1.7	3.1	1.9	
N of Valid	2636	2402	1443	1304	7785	
N of Miss	718	539	472	435	2164	

Table 105: Have you ever belonged to a gang?






Response	6	8	10	12	Total	
No	94.5	91.7	91.7	89.5	92.3	
No, but would like to	1.5	1.7	1.7	2.5	1.7	
Yes, in the past	2.6	2.8	2.6	2.6	2.7	
Yes, belong now	1.2	3.2	3.5	5.0	2.9	
Yes, but would like to get out	0.2	0.5	0.4	0.3	0.3	
N of Valid	3136	2783	1781	1518	9218	
N of Miss	218	158	134	221	731	

Table 106: If you have ever belonged to a gang, did that gang have a name?




Response	6	8	10	12	Total	
No	13.7	12.5	11.9	20.4	14.1	
Yes	4.3	7.2	7.2	7.3	6.2	
I have never belonged to a gang	82.0	80.3	80.9	72.3	79.7	
N of Valid	3125	2774	1767	1512	9178	
N of Miss	229	167	148	227	771	

Table 107: You are at a party at someone's house, and one of your friends offers you a drink containing alcohol. What would you say or do?





Response	6	8	10	12	Total	
Drink it	3.0	14.7	22.6	31.2	15.0	
Tell your friend, 'No thanks, I don't drink' and suggest that you and your friend go and do something else	46.9	39.0	34.9	28.0	39.0	
Just say, 'No thanks' and walk away	32.2	33.2	33.8	34.8	33.2	
Make up a good excuse, tell your friend you had something else to do, and leave	18.0	13.1	8.7	6.1	12.7	
N of Valid	3103	2777	1764	1515	9159	
N of Miss	251	164	151	224	790	

Table 108: How often do you attend religious services or activities?





Response	6	8	10	12	Total	
Never	25.1	17.6	16.8	19.5	20.3	
Rarely	21.4	23.3	23.4	29.5	23.7	
1-2 Times a Month	12.6	15.2	18.1	15.5	14.9	
About Once a Week or More	40.9	43.9	41.7	35.6	41.1	
N of Valid	3066	2777	1767	1521	9131	
N of Miss	288	164	148	218	818	

Table 109: I think sometimes it's okay to cheat at school.





Response	6	8	10	12	Total	
NO!	65.8	35.1	21.5	22.1	40.7	
no	27.0	40.5	36.1	33.0	33.9	
yes	6.5	20.6	35.1	34.2	20.8	
YES!	0.8	3.8	7.3	10.6	4.6	
N of Valid	3104	2772	1765	1513	9154	
N of Miss	250	169	150	226	795	

Table 110: It is important to think before you act.





Response	6	8	10	12	Total	
NO!	3.5	2.9	2.3	5.6	3.4	
no	2.1	3.8	2.6	2.2	2.8	
yes	24.3	37.4	36.5	34.8	32.4	
YES!	70.0	55.9	58.6	57.3	61.5	
N of Valid	3095	2762	1759	1505	9121	
N of Miss	259	179	156	234	828	

Table 111: Sometimes I think that life is not worth it.





Response	6	8	10	12	Total	
NO!	57.2	46.8	40.2	41.5	48.2	
no	20.6	22.4	24.1	27.3	22.9	
yes	15.4	21.5	24.1	21.5	19.9	
YES!	6.8	9.3	11.6	9.7	9.0	
N of Valid	3056	2741	1748	1493	9038	
N of Miss	298	200	167	246	911	

Table 112: At times I think I am no good at all.





Response	6	8	10	12	Total	
NO!	39.3	34.3	30.1	32.8	34.9	
no	24.0	25.1	23.7	25.7	24.5	
yes	26.2	28.0	32.6	30.1	28.6	
YES!	10.6	12.6	13.5	11.4	11.9	
N of Valid	3048	2742	1745	1494	9029	
N of Miss	306	199	170	245	920	

Table 113: All in all, I am inclined to think that I am a failure.





Response	6	8	10	12	Total	
NO!	58.9	48.2	41.4	43.5	49.7	
no	25.1	29.0	32.8	34.3	29.3	
yes	10.9	15.2	16.7	15.6	14.1	
YES!	5.1	7.6	9.1	6.5	6.9	
N of Valid	3026	2745	1743	1491	9005	
N of Miss	328	196	172	248	944	

Table 114: In the past year, have you felt depressed or sad MOST days, even if you felt okay sometimes?





Response	6	8	10	12	Total	
NO!	37.5	34.7	28.7	30.3	33.8	
no	20.5	21.6	22.3	25.7	22.0	
yes	26.8	26.9	28.1	26.7	27.1	
YES!	15.2	16.9	20.9	17.2	17.1	
N of Valid	3039	2750	1750	1496	9035	
N of Miss	315	191	165	243	914	

Table 115: It is all right to beat up people if they start the fight.





Response	6	8	10	12	Total	
NO!	48.9	28.9	22.3	26.6	34.0	
no	19.7	21.6	20.9	22.3	21.0	
yes	16.1	23.7	28.5	24.1	22.2	
YES!	15.3	25.7	28.3	27.0	22.9	
N of Valid	3046	2753	1748	1495	9042	
N of Miss	308	188	167	244	907	

Table 116: I think it is okay to take something without asking if you can get away with it.





Response	6	8	10	12	Total	
NO!	79.4	59.6	55.9	58.4	65.4	
no	17.5	33.4	37.6	33.8	28.9	
yes	2.0	5.3	5.4	5.5	4.3	
YES!	1.1	1.6	1.0	2.3	1.4	
N of Valid	3046	2739	1746	1496	9027	
N of Miss	308	202	169	243	922	

Table 117: Where do you get the most information about living a drug and alcohol free life? Parents/guardians





Response	6	8	10	12	Total	
All the time	58.0	55.7	49.4	51.0	54.5	
Most	17.0	20.2	22.3	20.9	19.7	
Some	10.0	11.8	15.8	14.7	12.5	
Very little	14.9	12.3	12.5	13.4	13.4	
N of Valid	2964	2693	1738	1482	8877	
N of Miss	390	248	177	257	1072	

Table 118: Where do you get the most information about living a drug and alcohol free life? Friends





Response	6	8	10	12	Total	
All the time	21.4	15.4	11.6	17.0	16.9	
Most	15.5	17.6	14.5	14.6	15.8	
Some	21.4	25.8	30.4	25.7	25.3	
Very little	41.6	41.1	43.5	42.7	42.0	
N of Valid	2808	2637	1721	1468	8634	
N of Miss	546	304	194	271	1315	

Table 119: Where do you get the most information about living a drug and alcohol free life? Family members





Response	6	8	10	12	Total	
All the time	51.3	45.6	35.8	35.5	43.8	
Most	18.9	20.8	22.9	20.9	20.6	
Some	14.2	17.2	19.4	20.1	17.1	
Very little	15.7	16.4	21.9	23.4	18.4	
N of Valid	2881	2653	1726	1469	8729	
N of Miss	473	288	189	270	1220	

Table 120: Where do you get the most information about living a drug and alcohol free life? School





Response	6	8	10	12	Total	
All the time	60.0	51.0	41.9	39.8	50.3	
Most	15.7	20.9	21.5	21.1	19.3	
Some	10.5	14.9	22.0	22.3	16.1	
Very little	13.8	13.2	14.6	16.8	14.3	
N of Valid	2896	2665	1730	1474	8765	
N of Miss	458	276	185	265	1184	

Table 121: Where do you get the most information about living a drug and alcohol free life? Internet





Response	6	8	10	12	Total	
All the time	26.8	22.4	17.5	21.0	22.6	
Most	15.1	17.1	14.5	14.2	15.4	
Some	21.9	27.5	28.3	25.1	25.4	
Very little	36.2	33.0	39.8	39.7	36.5	
N of Valid	2823	2642	1723	1465	8653	
N of Miss	531	299	192	274	1296	

Table 122: Where do you get the most information about living a drug and alcohol free life? TV





Response	6	8	10	12	Total	
All the time	31.8	27.9	20.2	23.7	26.9	
Most	16.0	18.6	16.5	15.2	16.7	
Some	23.4	26.4	30.1	27.1	26.3	
Very little	28.8	27.1	33.2	34.0	30.1	
N of Valid	2848	2655	1730	1471	8704	
N of Miss	506	286	185	268	1245	

Table 123: Where do you get the most information about living a drug and alcohol free life? Social media





Response	6	8	10	12	Total	
All the time	21.8	18.8	14.7	19.1	19.0	
Most	12.7	13.9	11.1	10.9	12.4	
Some	19.1	22.9	24.4	23.4	22.1	
Very little	46.4	44.4	49.8	46.7	46.5	
N of Valid	2795	2638	1716	1463	8612	
N of Miss	559	303	199	276	1337	

Table 124: How much do you think people risk harming themselves (physically or in other ways) if they: smoked one or more packs of cigarettes per day?





Response	6	8	10	12	Total	
No risk	19.9	12.8	8.6	11.2	14.1	
Slight risk	7.0	7.6	7.7	6.0	7.2	
Moderate risk	15.8	19.9	17.3	16.4	17.4	
Great risk	57.3	59.7	66.3	66.5	61.3	
N of Valid	2981	2727	1724	1459	8891	
N of Miss	373	214	191	280	1058	

Table 125: How much do you think people risk harming themselves (physically or in other ways) if they: try marijuana once or twice?





Response	6	8	10	12	Total	
No risk	24.0	28.0	39.5	50.6	32.6	
Slight risk	22.0	28.9	30.6	24.9	26.3	
Moderate risk	22.9	19.7	15.7	11.2	18.6	
Great risk	31.0	23.4	14.2	13.3	22.5	
N of Valid	2950	2707	1715	1448	8820	
N of Miss	404	234	200	291	1129	

Table 126: How much do you think people risk harming themselves (physically or in other ways) if they: smoke marijuana once or twice a week?


Response	6	8	10	12	Total	
No risk	22.4	21.3	26.0	37.3	25.2	
Slight risk	9.7	18.0	25.0	24.8	17.7	
Moderate risk	22.0	23.9	24.8	19.1	22.6	
Great risk	45.9	36.8	24.1	18.9	34.4	
N of Valid	2935	2707	1705	1454	8801	
N of Miss	419	234	210	285	1148	

Table 127: How much do you think people risk harming themselves (physically or in other ways) if they: take one or two drinks of an alcoholic beverage (beer, wine, liquor) nearly every day?


Response	6	8	10	12	Total	
No risk	21.9	16.2	11.4	15.3	17.0	
Slight risk	14.7	18.9	18.9	19.7	17.6	
Moderate risk	21.2	26.9	30.4	27.3	25.7	
Great risk	42.2	38.0	39.3	37.6	39.6	
N of Valid	2965	2714	1716	1454	8849	
N of Miss	389	227	199	285	1100	

Table 128: How much do you think people risk harming themselves (physically or in other ways) if they: have five or more drinks of an alcoholic beverage once or twice a weekend?


Response	6	8	10	12	Total	
No risk	21.2	14.4	9.5	12.8	15.5	
Slight risk	7.9	10.6	11.1	14.9	10.5	
Moderate risk	18.9	25.2	28.0	27.0	24.0	
Great risk	52.0	49.7	51.4	45.4	50.1	
N of Valid	2947	2722	1711	1453	8833	
N of Miss	407	219	204	286	1116	

Table 129: How much do you think people risk harming themselves (physically or in other ways) if they: use prescription drugs that are not prescribed to them?

Response	6	8	10	12	Total	
No risk	20.5	13.0	8.5	10.8	14.3	
Slight risk	6.1	6.8	8.0	9.0	7.2	
Moderate risk	13.9	18.3	20.1	20.4	17.5	
Great risk	59.5	61.9	63.5	59.7	61.0	
N of Valid	2950	2717	1710	1449	8826	
N of Miss	404	224	205	290	1123	

Table 130: How much do you think people risk harming themselves (physically or in other ways) if they: use non-prescription drugs to get high?

Response	6	8	10	12	Total	
No risk	21.0	13.3	8.3	11.3	14.6	
Slight risk	4.3	6.8	7.2	7.2	6.1	
Moderate risk	13.3	17.6	21.2	19.6	17.2	
Great risk	61.4	62.3	63.3	61.8	62.1	
N of Valid	2947	2713	1710	1451	8821	
N of Miss	407	228	205	288	1128	

Table 131: How much do you think people risk harming themselves (physically or in other ways) if they: use e-cigarettes, e-cigars, or e-hookahs?

Response	6	8	10	12	Total	
No risk	23.1	23.8	26.0	32.2	25.4	
Slight risk	13.7	25.4	29.8	27.4	22.7	
Moderate risk	18.0	20.5	19.8	15.4	18.7	
Great risk	45.2	30.3	24.4	25.0	33.2	
N of Valid	2922	2712	1713	1450	8797	
N of Miss	432	229	202	289	1152	

Table 132: Have you ever used smokeless tobacco (chew, snuff, plug, dipping tobacco, or chewing tobacco)?






Response	6	8	10	12	Total	
Never	97.8	95.3	92.1	90.2	94.7	
Once or Twice	1.6	3.2	4.4	5.6	3.2	
Once in a while but not regularly	0.3	0.6	1.6	1.6	0.9	
Regularly in the past	0.2	0.7	1.2	1.5	0.8	
Regularly now	0.1	0.2	0.6	1.1	0.4	
N of Valid	2963	2695	1716	1435	8809	
N of Miss	391	246	199	304	1140	

Table 133: How often have you used smokeless tobacco during the past 30 days?







Response	6	8	10	12	Total	
Not at all	99.2	98.2	96.5	96.4	97.9	
Once or twice	0.5	1.1	2.5	1.7	1.2	
Once or twice per week	0.1	0.3	0.4	0.5	0.3	
Three to five times per week	0.0	0.1	0.1	0.3	0.1	
About once a day	0.1	0.0	0.1	0.1	0.1	
More than once a day	0.1	0.3	0.5	0.9	0.4	
N of Valid	2962	2693	1713	1432	8800	
N of Miss	392	248	202	307	1149	

Table 134: Have you ever smoked cigarettes?






Response	6	8	10	12	Total	
Never	95.5	88.8	83.3	78.3	88.3	
Once or Twice	3.7	8.5	10.8	11.3	7.8	
Once in a while but not regularly	0.5	1.8	3.4	5.9	2.3	
Regularly in the past	0.2	0.7	1.8	2.6	1.1	
Regularly now	0.1	0.3	0.6	2.0	0.5	
N of Valid	2963	2682	1711	1430	8786	
N of Miss	391	259	204	309	1163	

Table 135: How frequently have you smoked cigarettes during the past 30 days?

Response	6	8	10	12	Total	
Not at all	99.3	97.9	96.3	93.0	97.3	
Less than one cigarette per day	0.3	1.6	2.2	4.0	1.7	
One to five cigarettes per day	0.1	0.3	0.9	1.6	0.6	
About one-half pack per day	0.1	0.1	0.4	0.9	0.3	
About one pack per day	0.1	0.0	0.1	0.2	0.1	
About one and one-half packs per day	0.0	0.0	0.1	0.1	0.0	
Two packs or more per day	0.0	0.0	0.0	0.2	0.1	
N of Valid	2947	2692	1709	1430	8778	
N of Miss	407	249	206	309	1171	

Table 136: Which statement best describes rules about smoking inside your home or your family cars?

Response	6	8	10	12	Total	
Smoking is not allowed anywhere inside your home or cars	67.3	67.5	69.1	71.2	68.4	
Smoking is allowed in some places and at some times or in some cars	8.0	9.2	9.3	8.6	8.7	
Smoking is allowed anywhere inside the home or cars	2.3	2.6	2.9	2.9	2.6	
There are no rules about smoking inside the home or cars	2.4	4.4	5.8	4.6	4.0	
I don't know	20.0	16.3	12.8	12.7	16.3	
N of Valid	2928	2687	1701	1426	8742	
N of Miss	426	254	214	313	1207	

Table 137: Have you ever used e-cigarettes, e-cigars, or e-hookahs (vaping)?

Response	6	8	10	12	Total	
Never	96.6	86.2	74.2	69.4	84.6	
Once or Twice	2.6	7.0	11.8	12.2	7.3	
Once in a while but not regularly	0.5	4.2	8.1	8.6	4.4	
Regularly in the past	0.2	1.3	2.8	3.3	1.5	
Regularly now	0.2	1.3	3.1	6.5	2.1	
N of Valid	2924	2673	1694	1421	8712	
N of Miss	430	268	221	318	1237	

Table 138: How frequently have you used e-cigarettes, e-cigars, or e-hookahs (vaping)?


Response	6	8	10	12	Total	
Not at all	98.4	93.5	86.2	82.2	91.9	
Less than 10 puffs per day	0.9	4.2	8.8	8.7	4.7	
10 to 50 puffs per day	0.2	1.4	3.2	5.2	2.0	
About one-half cartomiser per day	0.1	0.3	0.6	1.6	0.5	
About one cartomiser per day	0.1	0.3	0.6	0.8	0.4	
About one and one-half cartomisers per day	0.1	0.0	0.2	0.6	0.2	
Two cartomisers or more per day	0.1	0.3	0.4	0.8	0.3	
N of Valid	2899	2664	1676	1414	8653	
N of Miss	455	277	239	325	1296	

Table 139: During this school year, were you taught in any of your classes about the dangers of tobacco use?

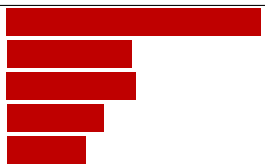
Response	6	8	10	12	Total	
Never	31.3	35.8	46.8	54.2	39.4	
Rarely	16.3	18.9	19.4	18.2	18.0	
Sometimes	20.1	20.3	16.8	15.7	18.8	
Often	16.7	14.5	10.5	7.6	13.3	
Almost always	15.6	10.5	6.5	4.2	10.4	
N of Valid	2889	2661	1674	1414	8638	
N of Miss	465	280	241	325	1311	

Table 140: During the past 12 months, have you participated in any community activities to discourage people your age from using cigarettes, chewing tobacco, snuff, dip or cigars, e-cigarettes, e-cigars, or e-hookahs?


Response	6	8	10	12	Total	
Never	66.8	70.8	74.7	78.9	71.5	
Rarely	11.6	14.6	12.5	10.4	12.5	
Sometimes	10.6	7.8	6.6	5.9	8.2	
Often	5.5	3.9	3.7	3.1	4.2	
Almost always	5.5	2.9	2.6	1.6	3.5	
N of Valid	2838	2649	1670	1408	8565	
N of Miss	516	292	245	331	1384	

Table 141: Think back over the last two weeks. How many times have you had five or more alcoholic drinks in a row?


Response	6	8	10	12	Total	
None	98.4	95.5	90.6	86.2	94.0	
Once	0.9	2.4	3.8	6.2	2.8	
Twice	0.4	1.1	3.0	3.4	1.6	
3-5 times	0.2	0.8	1.6	2.4	1.0	
6-9 times	0.0	0.2	0.5	0.5	0.2	
10 or more times	0.2	0.0	0.6	1.2	0.4	
N of Valid	2868	2633	1652	1396	8549	
N of Miss	486	308	263	343	1400	

Table 142: During the past 30 days, how many times did you ride in a car or other vehicle driven by someone who had been drinking alcohol or using drugs to get high?


Response	6	8	10	12	Total	
0 times	90.2	87.3	85.0	82.8	87.1	
1 time	4.4	5.5	5.8	5.9	5.3	
2 or 3 times	2.8	3.5	5.1	6.0	4.0	
4 or 5 times	0.8	1.1	1.3	2.3	1.2	
6 or more times	1.8	2.6	2.8	3.0	2.4	
N of Valid	2859	2632	1660	1391	8542	
N of Miss	495	309	255	348	1407	

Table 143: During the past 30 days, how many times did you drive a car or other vehicle when you had been drinking alcohol or using drugs to get high?

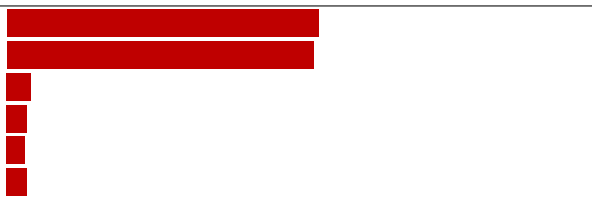
Response	6	8	10	12	Total	
I did not drive a car in the past 30 days	51.4	55.8	46.8	33.0	48.9	
0 times	47.5	41.9	50.1	58.3	48.1	
1 time	0.6	1.0	1.4	3.3	1.3	
2 or 3 times	0.1	0.5	0.7	2.3	0.7	
4 or 5 times	0.2	0.2	0.4	0.8	0.3	
6 or more times	0.1	0.7	0.6	2.3	0.7	
N of Valid	2800	2613	1636	1396	8445	
N of Miss	554	328	279	343	1504	

Table 144: If you drank alcohol (not just a sip or taste) in the past year, where did you usually drink it?


Response	6	8	10	12	Total	
I did not drink alcohol in the past year	95.1	85.5	73.0	61.5	82.4	
At my home	2.7	6.7	10.6	13.0	7.2	
At someone else's home	1.0	5.6	12.6	19.9	7.7	
At an open area like a park, beach, field, back road, woods, or a street corner	0.5	0.8	1.2	2.1	1.0	
At a sporting event or concert	0.1	0.3	0.4	0.2	0.2	
At a restaurant, bar, or a nightclub	0.4	0.3	0.6	0.7	0.4	
At an empty building or a construction site	0.1	0.2	0.1	0.2	0.1	
At a hotel/motel	0.1	0.4	0.8	1.8	0.6	
An a car	0.1	0.2	0.4	0.3	0.2	
At school	0.0	0.2	0.3	0.3	0.2	
N of Valid	2796	2597	1624	1370	8387	
N of Miss	558	344	291	369	1562	

Table 145: How do you feel about someone your age having one or two drinks of an alcoholic beverage nearly every day?


Response	6	8	10	12	Total	
Neither approve nor disapprove	20.4	26.7	29.6	32.8	26.2	
Somewhat disapprove	6.3	13.8	20.6	20.2	13.6	
Strongly disapprove	57.0	45.5	37.9	37.4	46.5	
Don't know or can't say	16.3	14.0	11.9	9.6	13.7	
N of Valid	2839	2618	1653	1399	8509	
N of Miss	515	323	262	340	1440	

Table 146: On how many occasions have you had alcoholic beverages (beer, wine or hard liquor) to drink in your lifetime - more than just a few sips?


Response	6	8	10	12	Total	
0	93.9	79.7	66.1	55.5	77.8	
1-2	4.3	10.9	14.6	13.6	9.9	
3-5	1.2	5.1	7.5	11.1	5.2	
6-9	0.2	1.4	5.1	5.5	2.4	
10+	0.5	2.9	6.7	14.3	4.7	
N of Valid	2848	2630	1653	1394	8525	
N of Miss	506	311	262	345	1424	

Table 147: On how many occasions have you drunk one of more drinks of an alcoholic beverage during the past 30 days?


Response	6	8	10	12	Total	
0	98.7	94.3	88.3	79.8	92.2	
1-2	1.0	4.5	7.5	13.2	5.3	
3-5	0.2	0.7	2.1	4.0	1.4	
6-9	0.0	0.2	0.8	1.4	0.5	
10+	0.1	0.3	1.2	1.5	0.6	
N of Valid	2830	2622	1647	1389	8488	
N of Miss	524	319	268	350	1461	

Table 148: On how many occasions have you used marijuana (grass, pot) or hashish (hash, hash oil) in your lifetime?


Response	6	8	10	12	Total	
0	98.9	91.9	77.8	68.0	87.6	
1-2	0.7	3.4	6.5	6.7	3.7	
3-5	0.2	1.4	4.1	6.3	2.3	
6-9	0.1	0.8	2.7	3.2	1.4	
10+	0.0	2.5	8.8	15.7	5.0	
N of Valid	2830	2623	1641	1385	8479	
N of Miss	524	318	274	354	1470	

Table 149: On how many occasions have you used marijuana (grass, pot) or hashish (hash, hash oil) during the past 30 days?


Response	6	8	10	12	Total	
0	99.6	95.8	88.8	81.9	93.4	
1-2	0.2	2.4	5.2	6.6	2.9	
3-5	0.0	0.8	2.7	2.9	1.3	
6-9	0.0	0.3	0.9	1.6	0.5	
10+	0.1	0.8	2.4	7.0	1.9	
N of Valid	2817	2620	1644	1385	8466	
N of Miss	537	321	271	354	1483	

Table 150: On how many occasions have you used LSD or other psychedelics in your lifetime?






Response	6	8	10	12	Total	
0	99.7	99.6	97.9	96.7	98.8	
1-2	0.2	0.3	1.6	1.5	0.7	
3-5	0.0	0.1	0.2	0.9	0.2	
6-9	0.0	0.1	0.2	0.4	0.1	
10+	0.0	0.0	0.1	0.5	0.1	
N of Valid	2789	2617	1641	1383	8430	
N of Miss	565	324	274	356	1519	

Table 151: On how many occasions have you used LSD or other psychedelics during the past 30 days?





Response	6	8	10	12	Total	
0	99.9	99.9	99.7	99.1	99.7	
1-2	0.1	0.1	0.2	0.7	0.2	
3-5	0.0	0.0	0.0	0.1	0.0	
6-9	0.0	0.0	0.0	0.0	0.0	
10+	0.0	0.0	0.1	0.1	0.0	
N of Valid	2786	2614	1640	1381	8421	
N of Miss	568	327	275	358	1528	

Table 152: On how many occasions have you used cocaine or crack in your lifetime?






Response	6	8	10	12	Total	
0	99.9	99.6	99.1	98.3	99.4	
1-2	0.0	0.2	0.7	0.9	0.4	
3-5	0.0	0.0	0.1	0.4	0.1	
6-9	0.1	0.0	0.1	0.2	0.1	
10+	0.0	0.1	0.0	0.2	0.1	
N of Valid	2811	2619	1641	1378	8449	
N of Miss	543	322	274	361	1500	

Table 153: On how many occasions have you used cocaine or crack during the past 30 days?


Response	6	8	10	12	Total	
0	99.9	99.6	99.9	99.6	99.7	
1-2	0.1	0.2	0.1	0.4	0.2	
3-5	0.0	0.1	0.0	0.0	0.0	
6-9	0.0	0.1	0.0	0.0	0.0	
10+	0.0	0.0	0.0	0.1	0.0	
N of Valid	2793	2604	1639	1377	8413	
N of Miss	561	337	276	362	1536	

Table 154: On how many occasions have you sniffed glue, breathed the contents of an aerosol spray can, or inhaled other gases or sprays, in order to get high in your lifetime?


Response	6	8	10	12	Total	
0	96.8	94.6	94.0	96.2	95.5	
1-2	2.1	3.3	3.7	2.2	2.8	
3-5	0.3	1.1	1.3	0.6	0.8	
6-9	0.2	0.4	0.4	0.1	0.3	
10+	0.5	0.6	0.5	0.9	0.6	
N of Valid	2815	2616	1642	1376	8449	
N of Miss	539	325	273	363	1500	

Table 155: On how many occasions have you sniffed glue, breathed the contents of an aerosol spray can, or inhaled other gases or sprays, in order to get high during the past 30 days?


Response	6	8	10	12	Total	
0	98.6	98.0	98.9	99.0	98.5	
1-2	0.9	1.5	0.7	0.4	1.0	
3-5	0.3	0.3	0.2	0.4	0.3	
6-9	0.0	0.1	0.1	0.1	0.1	
10+	0.2	0.1	0.1	0.1	0.1	
N of Valid	2792	2616	1638	1376	8422	
N of Miss	562	325	277	363	1527	

Table 156: On how many occasions have you used Pegaramide (peg, Peggy, etc.) in your lifetime?

Response	6	8	10	12	Total	
0	100.0	100.0	100.0	100.0	100.0	
1-2	0.0	0.0	0.0	0.0	0.0	
3-5	0.0	0.0	0.0	0.0	0.0	
6-9	0.0	0.0	0.0	0.0	0.0	
10+	0.0	0.0	0.0	0.0	0.0	
N of Valid	2772	2603	1635	1377	8387	
N of Miss	582	338	280	362	1562	

Table 157: On how many occasions have you used Pegaramide (peg, Peggy, etc.) during the past 30 days?

Response	6	8	10	12	Total	
0	100.0	100.0	100.0	100.0	100.0	
1-2	0.0	0.0	0.0	0.0	0.0	
3-5	0.0	0.0	0.0	0.0	0.0	
6-9	0.0	0.0	0.0	0.0	0.0	
10+	0.0	0.0	0.0	0.0	0.0	
N of Valid	2768	2603	1632	1375	8378	
N of Miss	586	338	283	364	1571	

Table 158: On how many occasions have you used synthetic marijuana (K2, spice) in your lifetime?

Response	6	8	10	12	Total	
0	99.7	98.7	98.6	98.6	99.0	
1-2	0.3	1.0	1.0	1.2	0.8	
3-5	0.0	0.2	0.2	0.0	0.1	
6-9	0.0	0.0	0.1	0.0	0.0	
10+	0.0	0.0	0.1	0.2	0.1	
N of Valid	2781	2611	1638	1378	8408	
N of Miss	573	330	277	361	1541	

Table 159: On how many occasions have you used synthetic marijuana (K2, spice) during the past 30 days?


Response	6	8	10	12	Total	
0	99.8	99.6	99.6	99.5	99.6	
1-2	0.2	0.3	0.3	0.3	0.3	
3-5	0.0	0.0	0.1	0.0	0.0	
6-9	0.0	0.0	0.0	0.0	0.0	
10+	0.0	0.1	0.0	0.2	0.1	
N of Valid	2774	2603	1638	1376	8391	
N of Miss	580	338	277	363	1558	

Table 160: On how many occasions have you used methamphetamines (meth, speed, crank, crystal meth) in your lifetime?


Response	6	8	10	12	Total	
0	99.9	99.8	99.4	99.1	99.6	
1-2	0.1	0.1	0.4	0.4	0.2	
3-5	0.0	0.0	0.1	0.2	0.1	
6-9	0.0	0.0	0.1	0.0	0.0	
10+	0.0	0.1	0.1	0.3	0.1	
N of Valid	2783	2605	1638	1376	8402	
N of Miss	571	336	277	363	1547	

Table 161: On how many occasions have you used methamphetamines (meth, speed, crank, crystal meth) in the past 30 days?


Response	6	8	10	12	Total	
0	99.9	99.9	99.8	99.4	99.8	
1-2	0.0	0.0	0.0	0.2	0.1	
3-5	0.0	0.0	0.1	0.1	0.0	
6-9	0.0	0.0	0.0	0.0	0.0	
10+	0.0	0.1	0.1	0.3	0.1	
N of Valid	2766	2603	1634	1374	8377	
N of Miss	588	338	281	365	1572	

Table 162: On how many occasions have you used other chemical products (bath salts, plant food, etc.) in your lifetime?

Response	6	8	10	12	Total	
0	97.2	98.4	99.4	99.6	98.4	
1-2	1.6	1.1	0.4	0.3	1.0	
3-5	0.5	0.3	0.1	0.0	0.3	
6-9	0.3	0.1	0.1	0.1	0.1	
10+	0.4	0.2	0.1	0.0	0.2	
N of Valid	2775	2602	1638	1375	8390	
N of Miss	579	339	277	364	1559	

Table 163: On how many occasions have you used other chemical products (bath salts, plant food, etc.) during the past 30 days?

Response	6	8	10	12	Total	
0	99.0	99.3	99.9	100.0	99.4	
1-2	0.5	0.4	0.1	0.0	0.3	
3-5	0.2	0.1	0.1	0.0	0.1	
6-9	0.1	0.0	0.0	0.0	0.0	
10+	0.2	0.2	0.0	0.0	0.1	
N of Valid	2762	2594	1636	1370	8362	
N of Miss	592	347	279	369	1587	

Table 164: On how many occasions have you used heroin or other opiates in your lifetime?

Response	6	8	10	12	Total	
0	99.9	99.7	99.4	98.8	99.5	
1-2	0.1	0.2	0.1	0.7	0.2	
3-5	0.0	0.0	0.2	0.1	0.1	
6-9	0.0	0.0	0.1	0.1	0.0	
10+	0.0	0.1	0.2	0.4	0.1	
N of Valid	2756	2607	1638	1372	8373	
N of Miss	598	334	277	367	1576	

Table 165: On how many occasions have you used heroin or other opiates during the past 30 days?


Response	6	8	10	12	Total	
0	100.0	99.8	99.8	99.5	99.8	
1-2	0.0	0.1	0.1	0.4	0.1	
3-5	0.0	0.0	0.0	0.1	0.0	
6-9	0.0	0.0	0.1	0.0	0.0	
10+	0.0	0.0	0.1	0.1	0.0	
N of Valid	2735	2588	1636	1365	8324	
N of Miss	619	353	279	374	1625	

Table 166: On how many occasions have you used MDMA ('X', 'E', or ecstasy) in your lifetime?


Response	6	8	10	12	Total	
0	99.9	99.7	98.7	98.5	99.4	
1-2	0.1	0.1	0.9	1.2	0.4	
3-5	0.0	0.1	0.2	0.3	0.1	
6-9	0.0	0.0	0.1	0.1	0.0	
10+	0.0	0.1	0.2	0.0	0.1	
N of Valid	2734	2600	1636	1365	8335	
N of Miss	620	341	279	374	1614	

Table 167: On how many occasions have you used MDMA ('X', 'E', or ecstasy) during the past 30 days?


Response	6	8	10	12	Total	
0	99.9	99.8	99.8	99.8	99.8	
1-2	0.1	0.1	0.2	0.1	0.1	
3-5	0.0	0.1	0.0	0.1	0.0	
6-9	0.0	0.0	0.0	0.0	0.0	
10+	0.0	0.0	0.1	0.0	0.0	
N of Valid	2722	2591	1633	1366	8312	
N of Miss	632	350	282	373	1637	

Table 168: On how many occasions have you taken prescription drugs (such as Valium, Xanax, Ritalin, Adderall, OxyContin, Tramadol, or sleeping pills) not prescribed to you in your lifetime?

Response	6	8	10	12	Total	
0	96.6	95.2	91.1	88.9	93.9	
1-2	1.7	2.4	3.1	4.6	2.6	
3-5	0.4	1.1	2.5	3.0	1.5	
6-9	0.2	0.3	1.0	0.7	0.5	
10+	1.1	1.0	2.3	2.8	1.6	
N of Valid	2770	2608	1635	1372	8385	
N of Miss	584	333	280	367	1564	

Table 169: On how many occasions have you taken prescription drugs (such as Valium, Xanax, Ritalin, Adderall, OxyContin, Tramadol, or sleeping pills) not prescribed to you during the past 30 days?

Response	6	8	10	12	Total	
0	98.4	97.7	96.3	95.5	97.3	
1-2	0.7	1.3	2.3	2.5	1.5	
3-5	0.3	0.6	0.7	0.8	0.5	
6-9	0.1	0.1	0.3	0.4	0.2	
10+	0.6	0.3	0.4	0.8	0.5	
N of Valid	2758	2604	1635	1373	8370	
N of Miss	596	337	280	366	1579	

Table 170: On how many occasions have you taken non-prescription medicines such as diet pills (for example, Dietac, Dexatrim or Prolamine), stay-awake pills (for example No-Doz, Vivarin, or Wake), or cough or cold medicines (robos, DXM, etc.) to get high in your lifetime?

Response	6	8	10	12	Total	
0	98.8	98.2	95.7	96.6	97.6	
1-2	0.5	0.9	1.5	1.3	0.9	
3-5	0.3	0.3	1.2	0.9	0.6	
6-9	0.1	0.2	0.4	0.3	0.2	
10+	0.4	0.5	1.3	0.8	0.7	
N of Valid	2771	2608	1635	1371	8385	
N of Miss	583	333	280	368	1564	

Table 171: On how many occasions have you taken non-prescription medicines such as diet pills (for example, Dietac, Dexatrim or Prolamine), stay-awake pills (for example No-Doz, Vivarin, or Wake), or cough or cold medicines (robos, DXM, etc.) to get high during the past 30 days?






Response	6	8	10	12	Total	
0	99.2	98.8	98.4	98.8	98.8	
1-2	0.5	0.6	0.9	0.9	0.7	
3-5	0.1	0.3	0.5	0.3	0.3	
6-9	0.0	0.1	0.1	0.1	0.1	
10+	0.1	0.2	0.2	0.0	0.1	
N of Valid	2755	2605	1637	1368	8365	
N of Miss	599	336	278	371	1584	

Table 172: On how many occasions have you been drunk or very high from drinking alcoholic beverages during the past 30 days?






Response	6	8	10	12	Total	
0	99.5	97.1	92.3	87.5	95.4	
1-2	0.3	1.9	4.6	7.2	2.7	
3-5	0.2	0.7	1.9	2.9	1.1	
6-9	0.0	0.2	0.5	1.0	0.3	
10+	0.1	0.2	0.7	1.3	0.4	
N of Valid	2764	2600	1636	1360	8360	
N of Miss	590	341	279	379	1589	

Table 173: On how many occasions have you drunk flavored alcoholic beverages, sometimes called 'alcopops' (like Mike's Hard Lemonade, Smirnoff Ice, Bacardi Breezers, etc.) in your lifetime?






Response	6	8	10	12	Total	
0	98.2	90.5	81.0	73.3	88.4	
1-2	1.2	5.5	8.5	8.8	5.2	
3-5	0.4	2.1	4.4	6.8	2.7	
6-9	0.1	0.7	2.6	3.5	1.3	
10+	0.2	1.3	3.5	7.7	2.4	
N of Valid	2774	2608	1636	1370	8388	
N of Miss	580	333	279	369	1561	

Table 174: On how many occasions have you drunk flavored alcoholic beverages, sometimes called 'alcopops' (like Mike's Hard Lemonade, Smirnoff Ice, Bacardi Breezers, etc.) during the past 30 days?

Response	6	8	10	12	Total	
0	99.3	96.6	93.7	88.7	95.6	
1-2	0.5	2.5	4.6	7.5	3.1	
3-5	0.1	0.5	0.9	2.6	0.8	
6-9	0.0	0.1	0.4	0.7	0.2	
10+	0.0	0.3	0.3	0.6	0.3	
N of Valid	2742	2598	1638	1370	8348	
N of Miss	612	343	277	369	1601	

Table 175: If you smoked cigarettes (not just a puff or drag) in the past year, how did you usually get them?

Response	6	8	10	12	Total	
I did not smoke cigarettes in the past year	96.6	94.0	90.2	86.4	92.8	
I bought them myself with a fake ID	0.1	0.2	0.0	0.4	0.1	
I bought them myself without a fake ID	0.0	0.0	0.3	1.6	0.3	
I got them from someone I know age 18 or older	0.4	1.1	2.7	5.5	1.9	
I got them from someone I know under age 18	0.3	0.4	2.4	1.3	0.9	
I got them from my brother or sister	0.1	0.5	0.2	0.4	0.3	
I got them from home with my parents' permission	0.0	0.2	0.3	0.5	0.2	
I got them from home without my parents' permission	0.2	1.0	0.6	0.2	0.5	
I got them from another relative	0.1	0.3	0.3	0.5	0.3	
A stranger bought them for me	0.0	0.1	0.1	0.2	0.1	
I took them from a store or shop	0.1	0.1	0.1	0.2	0.1	
Other	1.9	2.2	2.8	2.9	2.4	
N of Valid	2679	2550	1585	1327	8141	
N of Miss	675	391	330	412	1808	

Table 176: If you used e-cigarettes, e-cigars, or e-hookahs (not just a puff or drag) in the past year, how did you usually get them? - I did not use e-cigarettes, e-cigars, or e-hookahs in the past year



Response	6	8	10	12	Total	
No	1.7	7.6	16.4	19.9	9.5	
Yes	98.3	92.4	83.6	80.1	90.5	
N of Valid	2616	2526	1587	1318	8047	
N of Miss	0	0	0	0	0	

Table 177: If you used e-cigarettes, e-cigars, or e-hookahs (not just a puff or drag) in the past year, how did you usually get them? - I bought them in a store such as a convenience store, supermarket, discount store, or gas station



Response	6	8	10	12	Total	
No	99.9	99.6	99.2	97.6	99.3	
Yes	0.1	0.4	0.8	2.4	0.7	
N of Valid	2616	2526	1587	1318	8047	
N of Miss	0	0	0	0	0	

Table 178: If you used e-cigarettes, e-cigars, or e-hookahs (not just a puff or drag) in the past year, how did you usually get them? - I got them on the Internet



Response	6	8	10	12	Total	
No	99.8	99.5	98.9	99.2	99.5	
Yes	0.2	0.5	1.1	0.8	0.5	
N of Valid	2616	2526	1587	1318	8047	
N of Miss	0	0	0	0	0	

Table 179: If you used e-cigarettes, e-cigars, or e-hookahs (not just a puff or drag) in the past year, how did you usually get them? - I got them at a store that sells electronic cigarettes, such as a "vape shop"



Response	6	8	10	12	Total	
No	99.9	99.5	99.4	96.5	99.1	
Yes	0.1	0.5	0.6	3.5	0.9	
N of Valid	2616	2526	1587	1318	8047	
N of Miss	0	0	0	0	0	

Table 180: If you used e-cigarettes, e-cigars, or e-hookahs (not just a puff or drag) in the past year, how did you usually get them? - I got them from a family member



Response	6	8	10	12	Total	
No	99.5	98.0	97.4	98.1	98.4	
Yes	0.5	2.0	2.6	1.9	1.6	
N of Valid	2616	2526	1587	1318	8047	
N of Miss	0	0	0	0	0	

Table 181: If you used e-cigarettes, e-cigars, or e-hookahs (not just a puff or drag) in the past year, how did you usually get them? - I got them from a friend



Response	6	8	10	12	Total	
No	99.4	95.6	89.5	88.5	94.5	
Yes	0.6	4.4	10.5	11.5	5.5	
N of Valid	2616	2526	1587	1318	8047	
N of Miss	0	0	0	0	0	

Table 182: If you used e-cigarettes, e-cigars, or e-hookahs (not just a puff or drag) in the past year, how did you usually get them? - A stranger got them for me



Response	6	8	10	12	Total	
No	99.9	99.8	99.7	99.5	99.8	
Yes	0.1	0.2	0.3	0.5	0.2	
N of Valid	2616	2526	1587	1318	8047	
N of Miss	0	0	0	0	0	

Table 183: If you used e-cigarettes, e-cigars, or e-hookahs (not just a puff or drag) in the past year, how did you usually get them? - I took them from a store or shop



Response	6	8	10	12	Total	
No	100.0	99.8	99.9	99.6	99.9	
Yes	0.0	0.2	0.1	0.4	0.1	
N of Valid	2616	2526	1587	1318	8047	
N of Miss	0	0	0	0	0	

Table 184: If you used e-cigarettes, e-cigars, or e-hookahs (not just a puff or drag) in the past year, how did you usually get them? - I got them some other way



Response	6	8	10	12	Total	
No	99.4	98.8	98.4	98.3	98.8	
Yes	0.6	1.2	1.6	1.7	1.2	
N of Valid	2616	2526	1587	1318	8047	
N of Miss	0	0	0	0	0	

Table 185: If you used marijuana (grass, pot) (not just a puff or drag) in the past year, how did you usually get it? - I did not use marijuana (grass, pot) in the past year



Response	6	8	10	12	Total	
No	2.4	8.5	21.0	28.4	12.3	
Yes	97.6	91.5	79.0	71.6	87.7	
N of Valid	2615	2525	1585	1325	8050	
N of Miss	0	0	0	0	0	

Table 186: If you used marijuana (grass, pot) (not just a puff or drag) in the past year, how did you usually get it? - I bought it myself



Response	6	8	10	12	Total	
No	99.6	98.2	91.9	87.1	95.6	
Yes	0.4	1.8	8.1	12.9	4.4	
N of Valid	2615	2525	1585	1325	8050	
N of Miss	0	0	0	0	0	

Table 187: If you used marijuana (grass, pot) (not just a puff or drag) in the past year, how did you usually get it? - I got it from someone at school



Response	6	8	10	12	Total	
No	99.8	98.5	96.1	96.0	98.0	
Yes	0.2	1.5	3.9	4.0	2.0	
N of Valid	2615	2525	1585	1325	8050	
N of Miss	0	0	0	0	0	

Table 188: If you used marijuana (grass, pot) (not just a puff or drag) in the past year, how did you usually get it? - I got it from someone with a medical marijuana card



Response	6	8	10	12	Total	
No	100.0	99.6	99.8	99.6	99.8	
Yes	0.0	0.4	0.2	0.4	0.2	
N of Valid	2615	2525	1585	1325	8050	
N of Miss	0	0	0	0	0	

Table 189: If you used marijuana (grass, pot) (not just a puff or drag) in the past year, how did you usually get it? - I got it from my brother or sister



Response	6	8	10	12	Total	
No	99.8	99.1	98.4	98.0	99.0	
Yes	0.2	0.9	1.6	2.0	1.0	
N of Valid	2615	2525	1585	1325	8050	
N of Miss	0	0	0	0	0	

Table 190: If you used marijuana (grass, pot) (not just a puff or drag) in the past year, how did you usually get it? - I got it from another relative



Response	6	8	10	12	Total	
No	99.8	98.3	97.7	97.4	98.6	
Yes	0.2	1.7	2.3	2.6	1.4	
N of Valid	2615	2525	1585	1325	8050	
N of Miss	0	0	0	0	0	

Table 191: If you used marijuana (grass, pot) (not just a puff or drag) in the past year, how did you usually get it? - Other



Response	6	8	10	12	Total	
No	98.2	95.6	92.6	90.9	95.1	
Yes	1.8	4.4	7.4	9.1	4.9	
N of Valid	2615	2525	1585	1325	8050	
N of Miss	0	0	0	0	0	

Table 192: If you drank alcohol (not just a sip or taste) in the past year, how did you usually get it?













Response	6	8	10	12	Total	
I did not drink alcohol in the past year	95.8	86.5	74.2	62.5	83.2	
I bought it myself with a fake ID	0.0	0.2	0.3	0.6	0.2	
I bought it myself without a fake ID	0.0	0.1	0.4	0.4	0.2	
I got it from someone I know age 21 or older	0.6	1.8	5.6	12.0	3.8	
I got it from someone I know under age 21	0.1	1.2	4.3	6.8	2.4	
I got it from my brother or sister	0.2	0.9	0.9	1.7	0.8	
I got it from home with my parents' permission	0.8	2.4	4.0	6.9	2.9	
I got it from home without my parents' permission	0.6	2.4	3.6	1.9	1.9	
I got it from another relative	0.2	1.3	1.5	2.0	1.1	
A stranger bought it for me	0.0	0.2	0.3	0.6	0.2	
I took it from a store or shop	0.0	0.2	0.2	0.1	0.1	
Other	1.6	2.9	4.7	4.5	3.1	
N of Valid	2633	2529	1578	1321	8061	
N of Miss	721	412	337	418	1888	

Table 193: If you used prescription drugs or over the counter drugs without a doctor telling you to use it or for the purpose of getting high, where did you get these drugs? - Did not use



Response	6	8	10	12	Total	
No	0.9	2.4	5.8	7.8	3.5	
Yes	99.1	97.6	94.2	92.2	96.5	
N of Valid	2621	2515	1580	1319	8035	
N of Miss	0	0	0	0	0	

Table 194: If you used prescription drugs or over the counter drugs without a doctor telling you to use it or for the purpose of getting high, where did you get these drugs? -
Bought or took from store or shop



Response	6	8	10	12	Total	
No	99.9	99.8	99.5	98.8	99.6	
Yes	0.1	0.2	0.5	1.2	0.4	
N of Valid	2621	2515	1580	1319	8035	
N of Miss	0	0	0	0	0	

Table 195: If you used prescription drugs or over the counter drugs without a doctor telling you to use it or for the purpose of getting high, where did you get these drugs? -
Got from parents with permission



Response	6	8	10	12	Total	
No	99.8	99.2	99.0	99.1	99.4	
Yes	0.2	0.8	1.0	0.9	0.6	
N of Valid	2621	2515	1580	1319	8035	
N of Miss	0	0	0	0	0	

Table 196: If you used prescription drugs or over the counter drugs without a doctor telling you to use it or for the purpose of getting high, where did you get these drugs? -
Got from home without permission



Response	6	8	10	12	Total	
No	99.8	99.6	99.0	98.9	99.4	
Yes	0.2	0.4	1.0	1.1	0.6	
N of Valid	2621	2515	1580	1319	8035	
N of Miss	0	0	0	0	0	

Table 197: If you used prescription drugs or over the counter drugs without a doctor telling you to use it or for the purpose of getting high, where did you get these drugs? -
Got from relative with permission



Response	6	8	10	12	Total	
No	99.9	99.8	99.6	99.4	99.7	
Yes	0.1	0.2	0.4	0.6	0.3	
N of Valid	2621	2515	1580	1319	8035	
N of Miss	0	0	0	0	0	

Table 198: If you used prescription drugs or over the counter drugs without a doctor telling you to use it or for the purpose of getting high, where did you get these drugs? -
Got from relative without permission



Response	6	8	10	12	Total	
No	100.0	99.6	99.6	99.6	99.8	
Yes	0.0	0.4	0.4	0.4	0.2	
N of Valid	2621	2515	1580	1319	8035	
N of Miss	0	0	0	0	0	

Table 199: If you used prescription drugs or over the counter drugs without a doctor telling you to use it or for the purpose of getting high, where did you get these drugs? -
Got from friend's home with permission



Response	6	8	10	12	Total	
No	99.7	99.8	99.4	99.3	99.6	
Yes	0.3	0.2	0.6	0.7	0.4	
N of Valid	2621	2515	1580	1319	8035	
N of Miss	0	0	0	0	0	

Table 200: If you used prescription drugs or over the counter drugs without a doctor telling you to use it or for the purpose of getting high, where did you get these drugs? -
Got from friend's home without permission



Response	6	8	10	12	Total	
No	100.0	100.0	99.6	99.8	99.9	
Yes	0.0	0.0	0.4	0.2	0.1	
N of Valid	2621	2515	1580	1319	8035	
N of Miss	0	0	0	0	0	

Table 201: If you used prescription drugs or over the counter drugs without a doctor telling you to use it or for the purpose of getting high, where did you get these drugs? -
Got from friend at school



Response	6	8	10	12	Total	
No	100.0	99.7	98.7	99.2	99.5	
Yes	0.0	0.3	1.3	0.8	0.5	
N of Valid	2621	2515	1580	1319	8035	
N of Miss	0	0	0	0	0	

Table 202: If you used prescription drugs or over the counter drugs without a doctor telling you to use it or for the purpose of getting high, where did you get these drugs? -
Got from friend at party



Response	6	8	10	12	Total	
No	99.8	99.7	99.2	99.3	99.6	
Yes	0.2	0.3	0.8	0.7	0.4	
N of Valid	2621	2515	1580	1319	8035	
N of Miss	0	0	0	0	0	

Table 203: If you used prescription drugs or over the counter drugs without a doctor telling you to use it or for the purpose of getting high, where did you get these drugs? -
Got from friend, elsewhere



Response	6	8	10	12	Total	
No	99.8	99.4	98.4	98.0	99.1	
Yes	0.2	0.6	1.6	2.0	0.9	
N of Valid	2621	2515	1580	1319	8035	
N of Miss	0	0	0	0	0	

Table 204: If you used prescription drugs or over the counter drugs without a doctor telling you to use it or for the purpose of getting high, where did you get these drugs? -
Got from internet sale



Response	6	8	10	12	Total	
No	99.9	99.9	99.7	99.3	99.8	
Yes	0.1	0.1	0.3	0.7	0.2	
N of Valid	2621	2515	1580	1319	8035	
N of Miss	0	0	0	0	0	

Table 205: During the last month, about how many marijuana cigarettes, or the equivalent, did you smoke a day, on the average?


Response	6	8	10	12	Total	
None	99.2	95.6	89.0	84.6	93.7	
Less than 1 a day	0.2	1.8	5.0	5.9	2.6	
1 a day	0.1	0.9	2.0	2.8	1.2	
2-3 a day	0.3	1.1	2.2	3.5	1.4	
4-6 a day	0.1	0.5	1.2	1.3	0.6	
7-10 a day	0.1	0.1	0.3	0.9	0.2	
11 or more a day	0.0	0.1	0.4	1.1	0.3	
N of Valid	2643	2514	1580	1315	8052	
N of Miss	711	427	335	424	1897	

Table 206: How wrong do your friends feel it would be for YOU to: have one or two drinks of an alcoholic beverage nearly every day?


Response	6	8	10	12	Total	
Very wrong	83.7	66.8	55.0	52.6	67.7	
Wrong	11.3	19.1	24.5	21.0	17.9	
A little bit wrong	3.2	9.2	13.7	15.4	9.1	
Not at all wrong	1.9	4.8	6.7	11.1	5.3	
N of Valid	2665	2538	1586	1326	8115	
N of Miss	689	403	329	413	1834	

Table 207: How wrong do your friends feel it would be for YOU to: smoke tobacco?


Response	6	8	10	12	Total	
Very wrong	88.5	74.5	65.4	62.8	75.4	
Wrong	8.0	16.6	22.0	17.4	15.0	
A little bit wrong	1.8	5.7	7.6	11.0	5.6	
Not at all wrong	1.7	3.2	5.1	8.9	4.0	
N of Valid	2627	2531	1576	1321	8055	
N of Miss	727	410	339	418	1894	

Table 208: How wrong do your friends feel it would be for YOU to: smoke marijuana?





Response	6	8	10	12	Total	
Very wrong	89.8	67.8	45.3	39.2	65.8	
Wrong	6.3	13.4	17.8	13.1	11.9	
A little bit wrong	1.9	9.8	16.2	20.2	10.2	
Not at all wrong	2.0	9.0	20.8	27.4	12.1	
N of Valid	2609	2527	1575	1319	8030	
N of Miss	745	414	340	420	1919	

Table 209: How wrong do your friends feel it would be for YOU to: use prescription drugs not prescribed to you?





Response	6	8	10	12	Total	
Very wrong	88.1	78.1	71.0	70.1	78.6	
Wrong	8.4	14.2	17.0	15.0	13.0	
A little bit wrong	1.6	4.4	8.0	8.9	5.0	
Not at all wrong	1.9	3.3	4.0	6.0	3.4	
N of Valid	2615	2522	1574	1320	8031	
N of Miss	739	419	341	419	1918	

Table 210: How wrong would most adults (over 21) in your neighborhood think it is for kids your age: to use marijuana?





Response	6	8	10	12	Total	
Very wrong	91.0	76.9	63.8	57.7	75.8	
Wrong	5.7	12.6	19.8	19.1	12.8	
A little bit wrong	2.0	6.3	9.5	12.8	6.6	
Not at all wrong	1.3	4.2	6.8	10.4	4.8	
N of Valid	2646	2546	1582	1319	8093	
N of Miss	708	395	333	420	1856	

Table 211: How wrong would most adults (over 21) in your neighborhood think it is for kids your age: to drink alcohol?


Response	6	8	10	12	Total	
Very wrong	86.3	74.0	62.1	57.0	72.9	
Wrong	8.6	14.4	23.1	21.4	15.3	
A little bit wrong	3.1	7.5	9.2	13.1	7.3	
Not at all wrong	2.0	4.1	5.6	8.4	4.4	
N of Valid	2620	2535	1573	1317	8045	
N of Miss	734	406	342	422	1904	

Table 212: How wrong would most adults (over 21) in your neighborhood think it is for kids your age: to smoke cigarettes?


Response	6	8	10	12	Total	
Very wrong	88.1	78.8	71.2	65.2	78.1	
Wrong	7.6	12.0	17.3	18.9	12.7	
A little bit wrong	2.6	5.9	6.4	8.6	5.4	
Not at all wrong	1.7	3.4	5.1	7.3	3.8	
N of Valid	2606	2524	1564	1313	8007	
N of Miss	748	417	351	426	1942	

Table 213: How much do each of the following statements describe your neighborhood? crime and/or drug selling


Response	6	8	10	12	Total	
NO!	82.3	71.3	63.8	65.1	72.4	
no	10.8	17.2	22.3	20.2	16.6	
yes	5.1	8.5	10.0	10.1	7.9	
YES!	1.9	2.9	3.9	4.6	3.1	
N of Valid	2613	2519	1574	1315	8021	
N of Miss	741	422	341	424	1928	

Table 214: How much do each of the following statements describe your neighborhood? fights


Response	6	8	10	12	Total	
NO!	73.4	66.8	65.2	68.1	68.8	
no	13.7	18.7	21.8	20.2	17.9	
yes	9.1	10.4	9.2	8.2	9.4	
YES!	3.8	4.1	3.8	3.5	3.9	
N of Valid	2583	2513	1571	1304	7971	
N of Miss	771	428	344	435	1978	

Table 215: How much do each of the following statements describe your neighborhood? lots of empty or abandoned buildings


Response	6	8	10	12	Total	
NO!	79.8	72.6	68.8	70.2	73.8	
no	13.4	19.5	22.7	21.1	18.4	
yes	4.4	5.8	5.7	5.7	5.3	
YES!	2.3	2.1	2.8	2.9	2.4	
N of Valid	2597	2512	1569	1307	7985	
N of Miss	757	429	346	432	1964	

Table 216: How much do each of the following statements describe your neighborhood? lots of graffiti


Response	6	8	10	12	Total	
NO!	84.7	77.3	75.5	75.0	79.0	
no	11.5	19.2	20.7	20.4	17.2	
yes	2.4	2.4	2.3	3.4	2.5	
YES!	1.4	1.0	1.5	1.2	1.3	
N of Valid	2567	2497	1566	1306	7936	
N of Miss	787	444	349	433	2013	

Table 217: I feel safe in my neighborhood.

Response	6	8	10	12	Total	
NO!	5.9	5.7	6.4	7.9	6.2	
no	7.1	8.6	8.1	7.4	7.8	
yes	33.3	38.2	39.4	39.3	37.0	
YES!	53.8	47.6	46.1	45.5	49.0	
N of Valid	2622	2510	1569	1299	8000	
N of Miss	732	431	346	440	1949	

Table 218: If a kid smoked marijuana in your neighborhood would he or she be caught by the police?

Response	6	8	10	12	Total	
NO!	16.8	18.8	20.6	28.6	20.1	
no	16.4	32.7	45.6	41.7	31.4	
yes	30.7	28.6	22.3	19.8	26.6	
YES!	36.0	19.9	11.4	9.9	21.9	
N of Valid	2602	2527	1567	1297	7993	
N of Miss	752	414	348	442	1956	

Table 219: If a kid drank some beer, wine or hard liquor (for example, vodka, whiskey, or gin) in your neighborhood would he or she be caught by the police?

Response	6	8	10	12	Total	
NO!	17.9	22.1	24.4	30.4	22.5	
no	22.2	37.5	49.4	46.0	36.2	
yes	30.2	25.0	17.5	15.6	23.7	
YES!	29.8	15.5	8.7	8.1	17.6	
N of Valid	2583	2523	1559	1297	7962	
N of Miss	771	418	356	442	1987	

Table 220: If a kid carried a handgun in your neighborhood would he or she be caught by the police?





Response	6	8	10	12	Total	
NO!	15.8	18.3	17.8	23.8	18.3	
no	12.0	23.0	31.8	30.5	22.4	
yes	26.9	28.5	28.8	27.6	27.9	
YES!	45.3	30.2	21.6	18.1	31.4	
N of Valid	2577	2520	1558	1292	7947	
N of Miss	777	421	357	447	2002	

Table 221: If you wanted to get some cigarettes, how easy would it be for you to get some?





Response	6	8	10	12	Total	
Very hard	83.3	63.5	44.3	33.0	61.1	
Sort of hard	7.5	14.1	17.9	12.3	12.4	
Sort of easy	4.8	13.1	20.6	18.8	12.8	
Very easy	4.4	9.3	17.2	35.8	13.6	
N of Valid	2546	2499	1555	1292	7892	
N of Miss	808	442	360	447	2057	

Table 222: If you wanted to get some beer, wine or hard liquor (for example, vodka, whiskey, or gin), how easy would it be for you to get some?





Response	6	8	10	12	Total	
Very hard	79.0	56.1	35.9	30.5	55.3	
Sort of hard	9.6	14.5	16.4	14.5	13.3	
Sort of easy	6.4	15.4	22.8	23.0	15.2	
Very easy	5.0	14.0	25.0	31.9	16.2	
N of Valid	2532	2497	1551	1287	7867	
N of Miss	822	444	364	452	2082	

Table 223: If you wanted to get a drug like cocaine, LSD, or amphetamines, how easy would it be for you to get some?





Response	6	8	10	12	Total	
Very hard	93.2	85.9	72.6	65.0	82.2	
Sort of hard	4.1	7.9	13.7	17.2	9.4	
Sort of easy	1.6	3.1	7.5	8.6	4.4	
Very easy	1.1	3.0	6.2	9.2	4.0	
N of Valid	2529	2483	1542	1284	7838	
N of Miss	825	458	373	455	2111	

Table 224: If you wanted to get a handgun, how easy would it be for you to get one?





Response	6	8	10	12	Total	
Very hard	83.4	71.1	61.2	54.9	70.5	
Sort of hard	8.3	12.1	15.3	15.3	12.0	
Sort of easy	4.7	8.4	11.6	12.6	8.5	
Very easy	3.6	8.5	11.9	17.3	9.0	
N of Valid	2534	2489	1542	1281	7846	
N of Miss	820	452	373	458	2103	

Table 225: If you wanted to get some marijuana, how easy would it be for you to get some?





Response	6	8	10	12	Total	
Very hard	91.6	71.2	43.2	34.3	66.2	
Sort of hard	4.1	8.5	10.3	9.1	7.5	
Sort of easy	2.2	8.9	16.1	16.4	9.4	
Very easy	2.1	11.3	30.4	40.2	16.8	
N of Valid	2516	2481	1535	1279	7811	
N of Miss	838	460	380	460	2138	

Table 226: If you wanted to get prescription drugs for the purpose of getting high, how easy would it be for you to get some?


Response	6	8	10	12	Total	
Very hard	86.9	70.9	54.0	48.4	69.0	
Sort of hard	6.0	11.4	14.5	15.8	11.0	
Sort of easy	3.6	9.2	14.9	16.0	9.6	
Very easy	3.5	8.5	16.5	19.8	10.3	
N of Valid	2517	2477	1542	1276	7812	
N of Miss	837	464	373	463	2137	

Table 227: If you wanted to get synthetic marijuana such as K2 or chemical products such as bath salts to get high, how easy would it be for you to get some?


Response	6	8	10	12	Total	
Very hard	93.6	84.3	70.8	66.5	81.7	
Sort of hard	3.7	7.6	13.9	16.5	9.0	
Sort of easy	1.0	4.3	7.6	8.1	4.5	
Very easy	1.7	3.9	7.7	8.9	4.7	
N of Valid	2522	2487	1542	1282	7833	
N of Miss	832	454	373	457	2116	

Table 228: If you wanted to get steroids to use or to enhance athletic performance, how easy would it be for you to get some?


Response	6	8	10	12	Total	
Very hard	91.7	84.0	75.2	70.5	82.5	
Sort of hard	5.3	9.2	13.5	15.3	9.8	
Sort of easy	1.6	3.9	6.4	6.4	4.0	
Very easy	1.4	2.9	4.8	7.8	3.6	
N of Valid	2504	2477	1539	1284	7804	
N of Miss	850	464	376	455	2145	

Table 229: If you wanted to get e-cigarettes, e-cigars, or e-hookahs, how easy would it be for you to get some?

Response	6	8	10	12	Total	
Very hard	89.0	72.0	51.1	42.5	68.5	
Sort of hard	5.4	9.1	12.9	9.7	8.8	
Sort of easy	2.8	7.8	13.8	14.4	8.5	
Very easy	2.8	11.0	22.3	33.5	14.3	
N of Valid	2510	2475	1537	1282	7804	
N of Miss	844	466	378	457	2145	

Table 230: During the past 12 months, have you participated in any alcohol prevention programs or seen any alcohol prevention messages in your school or community? Yes, a school-based program focused on preventing underage drinking and/or drinking and driving.

Response	6	8	10	12	Total	
No	71.5	79.2	84.7	89.2	79.5	
Yes	28.5	20.8	15.3	10.8	20.5	
N of Valid	2496	2459	1527	1281	7763	
N of Miss	0	0	0	0	0	

Table 231: During the past 12 months, have you participated in any alcohol prevention programs or seen any alcohol prevention messages in your school or community? Yes, a community-based program focused on preventing underage drinking and/or drinking and driving (for example, through your church or temple or through youth groups like Boys and Girls Club or 4-H).

Response	6	8	10	12	Total	
No	88.6	91.3	94.2	94.7	91.6	
Yes	11.4	8.7	5.8	5.3	8.4	
N of Valid	2496	2459	1527	1281	7763	
N of Miss	0	0	0	0	0	

Table 232: During the past 12 months, have you participated in any alcohol prevention programs or seen any alcohol prevention messages in your school or community? Yes, a media campaign addressing underage drinking and/or drinking and driving (for example, newspaper ads, posters, pamphlets, radio, TV).



Response	6	8	10	12	Total	
No	88.4	89.1	90.6	93.3	89.9	
Yes	11.6	10.9	9.4	6.7	10.1	
N of Valid	2496	2459	1527	1281	7763	
N of Miss	0	0	0	0	0	

Table 233: During the past 12 months, have you participated in any alcohol prevention programs or seen any alcohol prevention messages in your school or community? No



Response	6	8	10	12	Total	
No	36.6	29.4	25.1	18.5	29.1	
Yes	63.4	70.6	74.9	81.5	70.9	
N of Valid	2496	2459	1527	1281	7763	
N of Miss	0	0	0	0	0	

Table 234: How wrong do your parents feel it would be for YOU to: have one or two drinks of an alcoholic beverage nearly every day?





Response	6	8	10	12	Total	
Very wrong	93.2	88.6	85.3	81.0	88.2	
Wrong	4.7	7.8	9.6	11.6	7.8	
A little bit wrong	1.3	2.4	3.5	4.8	2.7	
Not at all wrong	0.8	1.3	1.6	2.6	1.4	
N of Valid	2530	2472	1535	1271	7808	
N of Miss	824	469	380	468	2141	

Table 235: How wrong do your parents feel it would be for YOU to: smoke tobacco?





Response	6	8	10	12	Total	
Very wrong	96.5	92.9	89.3	84.0	91.9	
Wrong	2.3	5.0	7.9	10.5	5.6	
A little bit wrong	0.6	1.5	1.6	3.5	1.5	
Not at all wrong	0.6	0.7	1.2	2.0	1.0	
N of Valid	2514	2472	1527	1270	7783	
N of Miss	840	469	388	469	2166	

Table 236: How wrong do your parents feel it would be for YOU to: smoke marijuana?





Response	6	8	10	12	Total	
Very wrong	96.4	89.4	77.9	72.4	86.6	
Wrong	2.1	5.4	11.6	11.6	6.6	
A little bit wrong	0.7	3.3	6.3	9.3	4.0	
Not at all wrong	0.8	1.9	4.2	6.8	2.8	
N of Valid	2504	2464	1529	1270	7767	
N of Miss	850	477	386	469	2182	

Table 237: How wrong do your parents feel it would be for YOU to: use prescription drugs not prescribed to you?





Response	6	8	10	12	Total	
Very wrong	95.9	93.5	89.4	88.6	92.6	
Wrong	2.5	4.2	7.3	6.9	4.7	
A little bit wrong	0.9	1.5	1.8	2.6	1.5	
Not at all wrong	0.8	0.8	1.6	1.9	1.1	
N of Valid	2512	2460	1527	1266	7765	
N of Miss	842	481	388	473	2184	

Table 238: How wrong do your parents feel it would be for YOU to: steal something?





Response	6	8	10	12	Total	
Very wrong	90.4	85.1	86.3	87.7	87.5	
Wrong	7.7	11.9	11.1	8.5	9.8	
A little bit wrong	1.3	2.4	1.4	2.2	1.8	
Not at all wrong	0.6	0.6	1.2	1.5	0.9	
N of Valid	2482	2458	1527	1264	7731	
N of Miss	872	483	388	475	2218	

Table 239: How wrong do your parents feel it would be for YOU to: draw graffiti, write things, or draw pictures on buildings or other property (without the owner's permission)?





Response	6	8	10	12	Total	
Very wrong	92.1	85.5	82.7	82.7	86.6	
Wrong	5.2	9.8	11.1	11.4	8.8	
A little bit wrong	1.8	3.3	4.5	3.6	3.1	
Not at all wrong	1.0	1.4	1.7	2.3	1.5	
N of Valid	2511	2467	1527	1265	7770	
N of Miss	843	474	388	474	2179	

Table 240: How wrong do your parents feel it would be for YOU to: pick a fight with someone?





Response	6	8	10	12	Total	
Very wrong	76.1	67.5	66.1	70.9	70.6	
Wrong	16.1	20.6	20.4	19.8	19.0	
A little bit wrong	5.6	9.7	10.2	7.5	8.1	
Not at all wrong	2.2	2.2	3.3	1.7	2.3	
N of Valid	2498	2461	1523	1262	7744	
N of Miss	856	480	392	477	2205	

Table 241: During the past 12 months, have you talked with at least one of your parents about the dangers of underage drinking and/or drinking and driving? By parents, we mean either your biological parents, adoptive parents, stepparents, or adult guardians - whether or not they live with you.



Response	6	8	10	12	Total	
No	47.2	54.7	53.9	57.8	52.6	
Yes	52.8	45.3	46.1	42.2	47.4	
N of Valid	2426	2379	1483	1224	7512	
N of Miss	928	562	432	515	2437	

Table 242: The rules in my family are clear.

Response	6	8	10	12	Total	
NO!	5.5	5.6	4.4	7.0	5.6	
no	3.6	5.4	6.7	7.5	5.4	
yes	24.8	34.0	35.5	37.3	31.9	
YES!	66.1	55.0	53.3	48.2	57.1	
N of Valid	2498	2458	1529	1264	7749	
N of Miss	856	483	386	475	2200	

Table 243: People in my family have serious arguments about the same things, and often insult or yell at each other.

Response	6	8	10	12	Total	
NO!	44.8	36.0	28.4	29.9	36.3	
no	30.5	35.5	41.3	38.5	35.5	
yes	15.8	18.9	20.1	22.0	18.7	
YES!	8.9	9.5	10.1	9.7	9.5	
N of Valid	2479	2456	1524	1261	7720	
N of Miss	875	485	391	478	2229	

Table 244: When I am not at home, one of my parents knows where I am and who I am with.

Response	6	8	10	12	Total	
NO!	7.6	6.6	4.9	8.1	6.8	
no	3.3	5.6	6.0	8.2	5.4	
yes	21.3	32.1	33.8	39.8	30.2	
YES!	67.8	55.7	55.3	44.0	57.6	
N of Valid	2488	2462	1525	1260	7735	
N of Miss	866	479	390	479	2214	

Table 245: My family has clear rules about alcohol and drug use.


Response	6	8	10	12	Total	
NO!	7.5	7.5	5.2	8.8	7.3	
no	3.9	7.0	9.4	11.9	7.3	
yes	16.0	25.1	29.7	34.6	24.6	
YES!	72.6	60.4	55.7	44.7	60.8	
N of Valid	2483	2452	1522	1264	7721	
N of Miss	871	489	393	475	2228	

Table 246: If you skipped school would you be caught by your parents?


Response	6	8	10	12	Total	
NO!	9.4	8.7	7.8	13.1	9.5	
no	4.6	11.2	15.8	21.4	11.6	
yes	16.2	23.2	29.1	31.1	23.4	
YES!	69.9	57.0	47.3	34.4	55.5	
N of Valid	2475	2438	1519	1258	7690	
N of Miss	879	503	396	481	2259	

Table 247: My parents ask if I've gotten my homework done.


Response	6	8	10	12	Total	
NO!	6.3	8.6	8.3	16.2	9.0	
no	4.7	10.0	14.9	23.8	11.5	
yes	20.3	28.9	33.3	33.6	27.8	
YES!	68.7	52.4	43.5	26.4	51.7	
N of Valid	2483	2445	1519	1261	7708	
N of Miss	871	496	396	478	2241	

Table 248: Would your parents know if you did not come home on time?





Response	6	8	10	12	Total	
NO!	7.1	7.7	5.2	9.9	7.4	
no	5.5	9.3	11.3	13.0	9.1	
yes	19.9	28.1	32.8	32.7	27.2	
YES!	67.5	54.8	50.7	44.4	56.4	
N of Valid	2463	2434	1519	1262	7678	
N of Miss	891	507	396	477	2271	

Table 249: Do you know how to properly dispose of leftover prescription drugs?



Response	6	8	10	12	Total	
No	78.5	73.0	67.2	63.0	71.9	
Yes	21.5	27.0	32.8	37.0	28.1	
N of Valid	2347	2387	1484	1231	7449	
N of Miss	1007	554	431	508	2500	

Table 250: Have any of your brothers or sisters ever: drunk beer, wine or hard liquor (for example, vodka, whiskey or gin)?




Response	6	8	10	12	Total	
No	81.5	66.1	54.9	50.0	66.2	
Yes	14.1	29.4	40.8	44.4	29.2	
I don't have any brothers or sisters	4.3	4.6	4.3	5.5	4.6	
N of Valid	2519	2489	1567	1285	7860	
N of Miss	835	452	348	454	2089	

Table 251: Have any of your brothers or sisters ever: smoked marijuana?




Response	6	8	10	12	Total	
No	91.0	78.3	66.1	58.5	76.7	
Yes	4.7	17.1	29.4	36.1	18.7	
I don't have any brothers or sisters	4.3	4.6	4.5	5.4	4.6	
N of Valid	2509	2483	1560	1280	7832	
N of Miss	845	458	355	459	2117	

Table 252: Have any of your brothers or sisters ever: smoked cigarettes?




Response	6	8	10	12	Total	
No	86.9	78.5	72.6	69.9	78.6	
Yes	8.9	16.8	22.8	24.7	16.8	
I don't have any brothers or sisters	4.2	4.7	4.5	5.3	4.6	
N of Valid	2495	2480	1563	1277	7815	
N of Miss	859	461	352	462	2134	

Table 253: Have any of your brothers or sisters ever: taken a handgun to school?




Response	6	8	10	12	Total	
No	94.9	93.6	93.3	92.2	93.7	
Yes	0.8	1.8	2.2	2.4	1.7	
I don't have any brothers or sisters	4.3	4.6	4.5	5.3	4.6	
N of Valid	2493	2474	1562	1275	7804	
N of Miss	861	467	353	464	2145	

Table 254: Have any of your brothers or sisters ever: been suspended or expelled from school?




Response	6	8	10	12	Total	
No	77.3	66.5	64.5	66.0	69.4	
Yes	18.4	28.9	31.1	28.7	25.9	
I don't have any brothers or sisters	4.4	4.6	4.5	5.3	4.6	
N of Valid	2495	2478	1564	1277	7814	
N of Miss	859	463	351	462	2135	

Table 255: Have any of your brothers or sisters ever: used e-cigarettes, e-cigars or e-hookahs (vaping)?




Response	6	8	10	12	Total	
No	90.0	79.5	73.5	71.3	80.3	
Yes	5.7	15.8	22.0	23.5	15.1	
I don't have any brothers or sisters	4.2	4.7	4.5	5.2	4.6	
N of Valid	2489	2480	1557	1277	7803	
N of Miss	865	461	358	462	2146	

Table 256: Have any of your brothers or sisters ever: used prescription drugs not prescribed to him/her?




Response	6	8	10	12	Total	
No	93.6	89.1	84.3	80.4	88.1	
Yes	2.1	6.2	10.9	14.4	7.2	
I don't have any brothers or sisters	4.2	4.7	4.8	5.3	4.7	
N of Valid	2477	2471	1556	1274	7778	
N of Miss	877	470	359	465	2171	

Table 257: Have you changed homes in the past year (the last 12 months)?



Response	6	8	10	12	Total	
No	70.9	72.7	74.1	79.0	73.4	
Yes	29.1	27.3	25.9	21.0	26.6	
N of Valid	2484	2461	1557	1264	7766	
N of Miss	870	480	358	475	2183	

Table 258: How many times have you changed homes since kindergarten?






Response	6	8	10	12	Total	
Never	37.9	31.1	30.9	27.2	32.6	
1 or 2 times	33.8	32.1	29.0	32.2	32.1	
3 or 4 times	17.5	19.5	19.0	20.5	18.9	
5 or 6 times	5.9	9.0	10.3	10.2	8.5	
7 or more times	4.8	8.2	10.9	9.9	7.9	
N of Valid	2494	2476	1570	1276	7816	
N of Miss	860	465	345	463	2133	

Table 259: Have you changed schools (including changing from elementary to middle and middle to high school) in the past year?



Response	6	8	10	12	Total	
No	26.8	56.9	58.5	74.9	50.6	
Yes	73.2	43.1	41.5	25.1	49.4	
N of Valid	2473	2454	1550	1273	7750	
N of Miss	881	487	365	466	2199	

Table 260: How many times have you changed schools since kindergarten (including changing from elementary to middle and middle to high school)?






Response	6	8	10	12	Total	
Never	22.9	19.0	15.6	18.4	19.5	
1 or 2 times	49.1	42.4	25.6	25.6	38.4	
3 or 4 times	19.0	25.0	37.6	34.0	27.1	
5 or 6 times	6.5	8.2	13.3	14.1	9.6	
7 or more times	2.6	5.5	7.9	8.0	5.4	
N of Valid	2484	2474	1557	1279	7794	
N of Miss	870	467	358	460	2155	

Table 261: Has anyone in your family ever had severe alcohol or drug problems?



Response	6	8	10	12	Total	
No	77.6	68.7	58.5	58.6	67.8	
Yes	22.4	31.3	41.5	41.4	32.2	
N of Valid	2450	2442	1543	1271	7706	
N of Miss	904	499	372	468	2243	

Table 262: About how many adults (over 21) have you known personally who in the past year have: used marijuana, crack, cocaine, or other drugs?






Response	6	8	10	12	Total	
0	83.5	70.3	54.8	51.1	68.3	
1	8.4	12.2	15.3	15.0	12.1	
2	3.6	6.7	10.0	11.0	7.1	
3-4	2.0	4.2	8.2	9.5	5.2	
5	2.5	6.5	11.7	13.4	7.4	
N of Valid	2494	2475	1569	1279	7817	
N of Miss	860	466	346	460	2132	

Table 263: About how many adults (over 21) have you known personally who in the past year have: sold or dealt drugs?






Response	6	8	10	12	Total	
0	90.5	80.2	71.7	70.2	80.1	
1	5.0	9.1	10.8	9.8	8.3	
2	2.2	4.6	6.9	8.2	4.9	
3-4	0.8	2.2	4.7	4.8	2.7	
5	1.4	3.9	6.0	7.1	4.0	
N of Valid	2480	2464	1561	1275	7780	
N of Miss	874	477	354	464	2169	

Table 264: About how many adults (over 21) have you known personally who in the past year have: done other things that could get them in trouble with the police, like stealing, selling stolen goods, mugging or assaulting others, etc.?






Response	6	8	10	12	Total	
0	86.8	78.2	69.6	70.6	78.0	
1	7.8	10.2	11.4	10.8	9.8	
2	2.2	4.2	7.2	6.4	4.5	
3-4	1.4	3.0	4.4	5.3	3.1	
5	1.8	4.4	7.4	6.8	4.6	
N of Valid	2477	2469	1559	1274	7779	
N of Miss	877	472	356	465	2170	

Table 265: About how many adults (over 21) have you known personally who in the past year have: gotten drunk or high?










Response	6	8	10	12	Total	
0	70.7	51.9	36.9	36.5	52.3	
1	14.4	17.1	16.6	14.4	15.7	
2	5.6	9.4	12.2	10.6	9.0	
3-4	4.0	7.5	10.2	10.6	7.4	
5	5.3	14.2	24.0	27.9	15.6	
N of Valid	2472	2468	1560	1271	7771	
N of Miss	882	473	355	468	2178	

Table 266: How honest were you in filling out this survey?

Response	6	8	10	12	Total	
I was very honest	84.1	77.3	77.2	79.1	79.7	
I was honest pretty much of the time	13.0	17.3	18.0	14.9	15.7	
I was honest some of the time	2.2	4.1	3.3	3.8	3.3	
I was honest once in a while	0.7	1.4	1.5	2.1	1.3	
I was not honest at all	0.0	0.0	0.0	0.0	0.0	
N of Valid	2516	2490	1558	1304	7868	
N of Miss	838	451	357	435	2081	